





Test Report No. R155992
Appendix 1

Photographs of the Test Setup

Radiated Spurious Emission (Below 1 GHz)




Radiated Spurious Emission (Above 1 GHz) / Band Edge Measurement (Radiated)





Test Report No. R155992
Appendix 1 (Continued)

6 dB Bandwidth / Maximum Peak Conducted Output Power and E.I.R.P. /
Band Edge Measurement (Conducted) / Power Spectral Density / Occupied Bandwidth
Conducted Spurious Emission



Test Report No. R155992
Appendix 1 (Continued)

Angle of EUT

X axis

Front View

Left Side ⇨



⇨ Right Side

Y axis

Front View

Left Side ⇨



⇨ Right Side

Z axis

Front View

Left Side ⇨



⇨ Right Side