



PHOTOGRAPHS OF THE TEST CONFIGURATION


CONDUCTED EMISSION TEST- Mode A




CONDUCTED EMISSION TEST- Mode B



RADIATED EMISSION TEST- Mode A
<Frequency Range below 30MHz>



RADIATED EMISSION TEST- Mode B
<Frequency Range below 30MHz>



RADIATED EMISSION TEST- Mode A
<Frequency Range above 30MHz>



RADIATED EMISSION TEST- Mode B
<Frequency Range above 30MHz>

