





# **Appendix I**

## **External Photographs**

All View of EUT



Front View of EUT



A black, rectangular, flat-panel device, likely a monitor or display, lying on a blue surface. The device has a thin bezel and a dark screen area. A yellow ruler is visible on the left side of the device.

The image shows the rear panel of a Sony KLV-40EX6000 television. The panel is black and features a large rectangular cutout for ventilation. Below the cutout, there is a row of input ports and labels. From left to right, the labels are: AC (with a note 'Input: 100V-240V 50/60Hz'), USB (with a note 'DC IN 5V/1A'), Component Video (with a note 'Y Pb Pr'), Analog Audio (with a note 'L R'), Coaxial Digital (with a note 'Audio In'), and Optical Digital (with a note 'Audio In'). Below these labels are the corresponding ports: a USB port, a 5-pin D-sub port for Component Video, two RCA ports for Analog Audio, a Coaxial port for Coaxial Digital, and a TOSLINK port for Optical Digital. To the right of these ports are four buttons labeled HDMI 1, HDMI 2, HDMI 3, and a button with a square icon labeled 'IP Control'. Below these buttons are four small circular indicators labeled IN 1, IN 2, IN 3, and IN 4. To the right of these indicators are two more buttons labeled S-VIDEO and Analog Audio (with a note 'L R'). Below the S-VIDEO button is a 15-pin D-sub port. To the right of the Analog Audio button is a 3.5mm stereo jack. The bottom right corner of the panel has a large rectangular cutout for a remote control sensor. The bottom edge of the panel has a small circular hole and a larger rectangular cutout for a power button. The bottom left corner of the panel has a small circular hole and a larger rectangular cutout for a power button.


Back View of EUT-3




Back View of EUT-4



Top View of EUT



Bottom View of EUT





Left View of EUT



Right View of EUT

