

1. Photographs of Conducted Emissions Test Configuration

DC Power Supply
mode; TX

Front view



Side view



Under table view




Adapter mode;
charging


Front view



Side view



Under table view




USB mode;
charging

Front view



Side view



Under table view




2. Photographs of Radiated Emissions Test Configuration


For radiated emissions 30MHz~1GHz

DC Power Supply
mode; TX

Front view




Rear view



Adapter mode;
charging

Front view




Rear view




USB mode;
charging

Front view




Rear view



For radiated emissions above 1GHz
DC Power Supply
mode; TX

Front view



Rear view



————THE END————