Temperature:	25℃	**Relative Humidity:**	55%
Test Voltage:	AC 120V/60Hz		
Ant. Pol.	Horizontal		
Test Mode:	TX 8-DPSK Mode 2480MHz(Laser Camera)		
Remark:	Only worse case is reported		

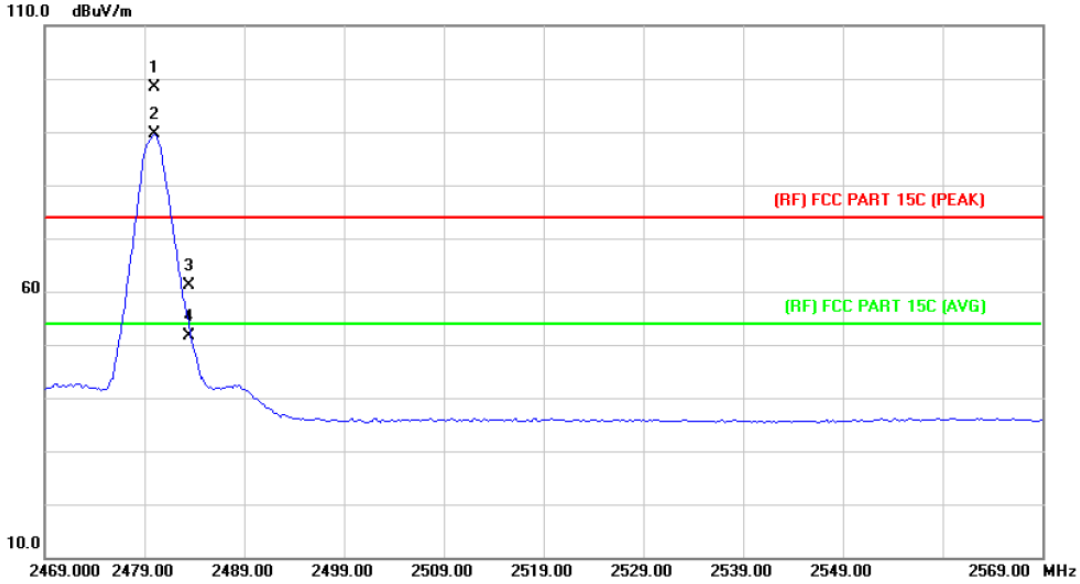

No.	Mk.	Freq.	Reading Level	Correct Factor	Measure-ment	Limit	Over	
		MHz	dBuV	dB/m	dBuV/m	dBuV/m	dB	Detector
1	X	2480.000	96.31	2.07	98.38	Fundamental Frequency		peak
2	*	2480.000	87.44	2.07	89.51	Fundamental Frequency		AVG
3		2483.500	59.08	2.10	61.18	74.00	-12.82	peak
4		2483.500	49.46	2.10	51.56	54.00	-2.44	AVG

Emission Level= Read Level+ Correct Factor

Temperature:	25℃	**Relative Humidity:**	55%
Test Voltage:	AC 120V/60Hz		
Ant. Pol.	Vertical		
Test Mode:	TX 8-DPSK Mode 2480MHz(Laser Camera)		
Remark:	Only worse case is reported		

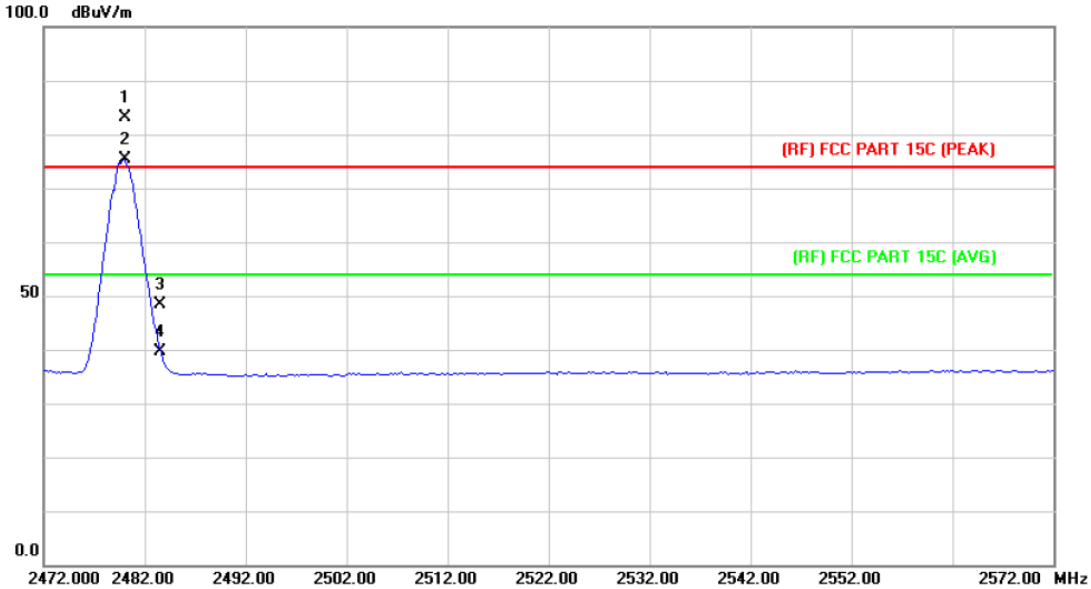

No.	Mk.	Freq.	Reading Level	Correct Factor	Measure-ment	Limit	Over	
		MHz	dBuV	dB/m	dBuV/m	dBuV/m	dB	Detector
1	X	2480.000	81.14	2.07	83.21	Fundamental Frequency		peak
2	*	2480.000	73.43	2.07	75.50	Fundamental Frequency		AVG
3		2483.500	46.25	2.10	48.35	74.00	-25.65	peak
4		2483.500	37.47	2.10	39.57	54.00	-14.43	AVG

Emission Level= Read Level+ Correct Factor

Temperature:	25℃	**Relative Humidity:**	55%
Test Voltage:	AC 120V/60Hz		
Ant. Pol.	Horizontal		
Test Mode:	TX GFSK Mode 2402MHz(Control Screen)		
Remark:	Only worse case is reported		

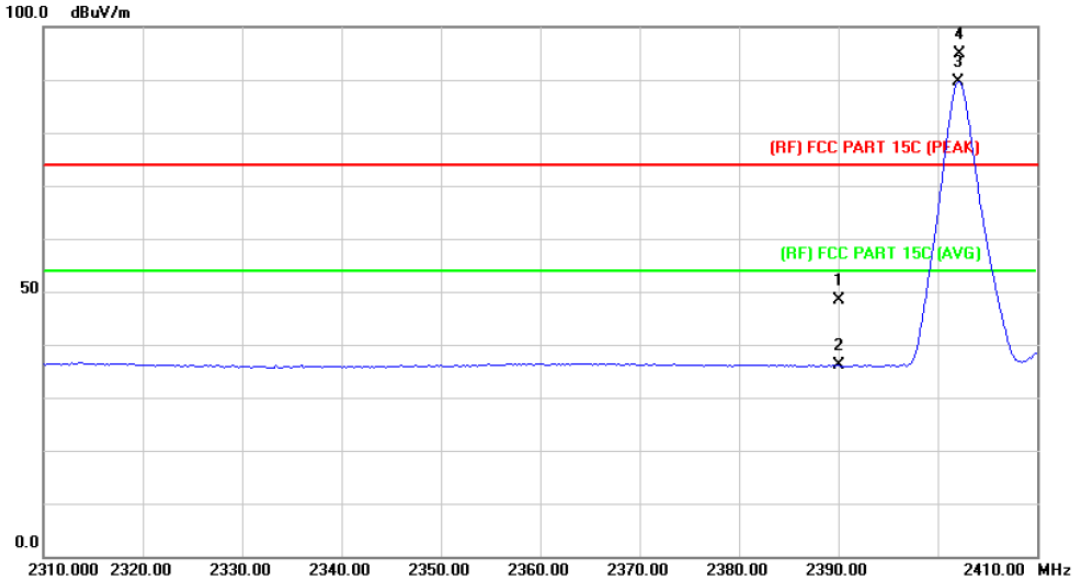

No.	Mk.	Freq.	Reading Level	Correct Factor	Measure-ment	Limit	Over	
		MHz	dBuV	dB/m	dBuV/m	dBuV/m	dB	Detector
1		2390.000	45.36	2.91	48.27	74.00	-25.73	peak
2		2390.000	33.13	2.91	36.04	54.00	-17.96	AVG
3	*	2402.000	86.67	2.95	89.62	Fundamental Frequency		AVG
4	X	2402.200	91.99	2.95	94.94	Fundamental Frequency		peak

Emission Level= Read Level+ Correct Factor

Temperature:	25℃	**Relative Humidity:**	55%
Test Voltage:	AC 120V/60Hz		
Ant. Pol.	Vertical		
Test Mode:	TX GFSK Mode 2402MHz(Control Screen)		
Remark:	Only worse case is reported		

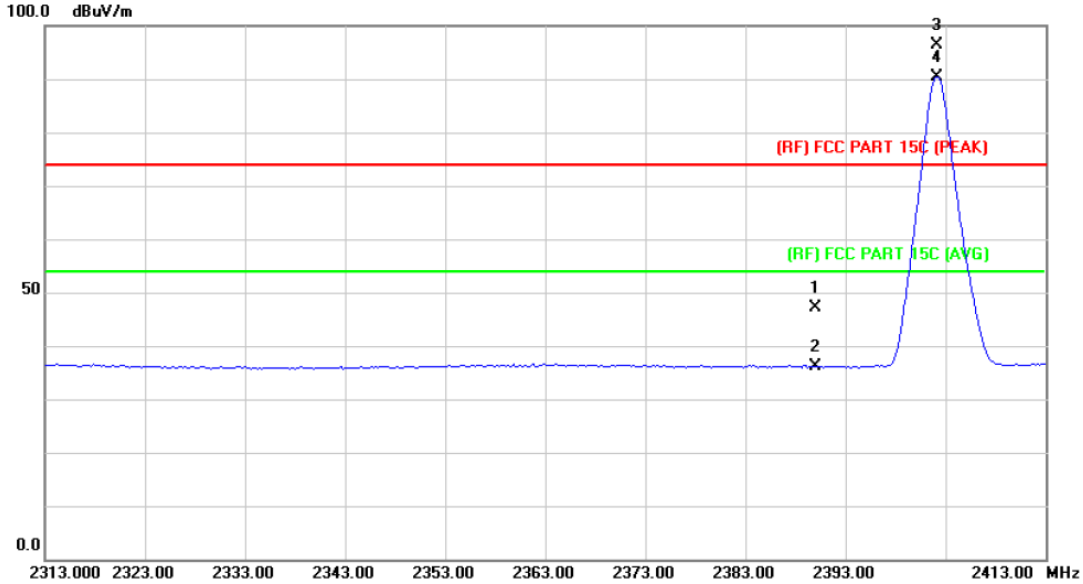

No.	Mk.	Freq.	Reading Level	Correct Factor	Measure-ment	Limit	Over	
		MHz	dBuV	dB/m	dBuV/m	dBuV/m	dB	Detector
1		2390.000	44.27	2.91	47.18	74.00	-26.82	peak
2		2390.000	33.10	2.91	36.01	54.00	-17.99	AVG
3	X	2402.200	93.47	2.95	96.42	Fundamental Frequency		peak
4	*	2402.200	87.52	2.95	90.47	Fundamental Frequency		AVG

Emission Level= Read Level+ Correct Factor

Temperature:	25℃	**Relative Humidity:**	55%
Test Voltage:	AC 120V/60Hz		
Ant. Pol.	Horizontal		
Test Mode:	TX GFSK Mode 2480 MHz(Control Screen)		
Remark:	Only worse case is reported		

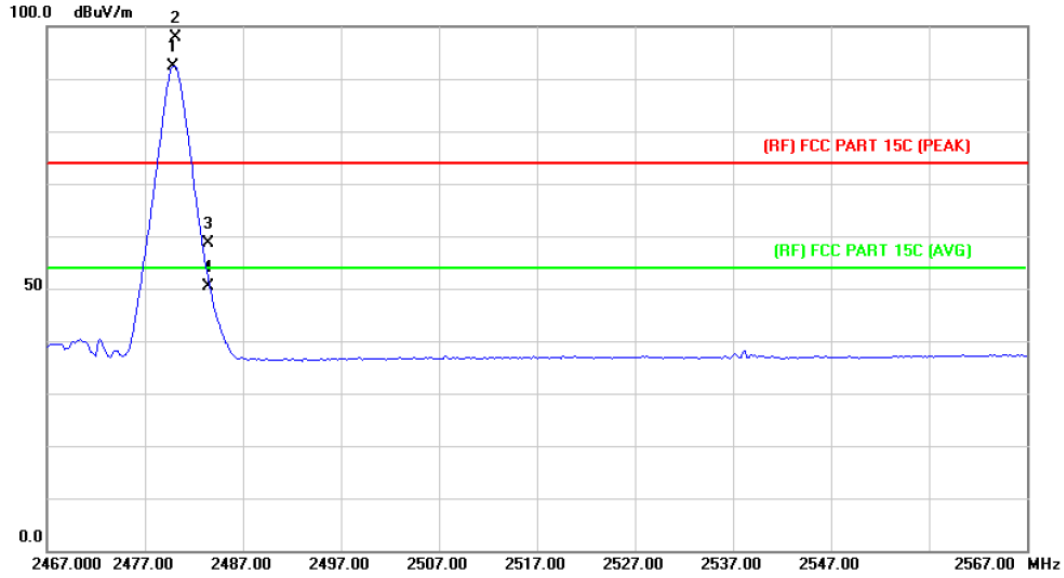

No.	Mk.	Freq.	Reading Level	Correct Factor	Measure-ment	Limit	Over	
		MHz	dBuV	dB/m	dBuV/m	dBuV/m	dB	Detector
1	*	2479.800	89.00	3.38	92.38	Fundamental Frequency		AVG
2	X	2480.200	94.60	3.38	97.98	Fundamental Frequency		peak
3		2483.500	55.15	3.40	58.55	74.00	-15.45	peak
4		2483.500	46.97	3.40	50.37	54.00	-3.63	AVG

Emission Level= Read Level+ Correct Factor

Temperature:	25℃	**Relative Humidity:**	55%
Test Voltage:	AC 120V/60Hz		
Ant. Pol.	Vertical		
Test Mode:	TX GFSK Mode 2480 MHz(Control Screen)		
Remark:	Only worse case is reported		

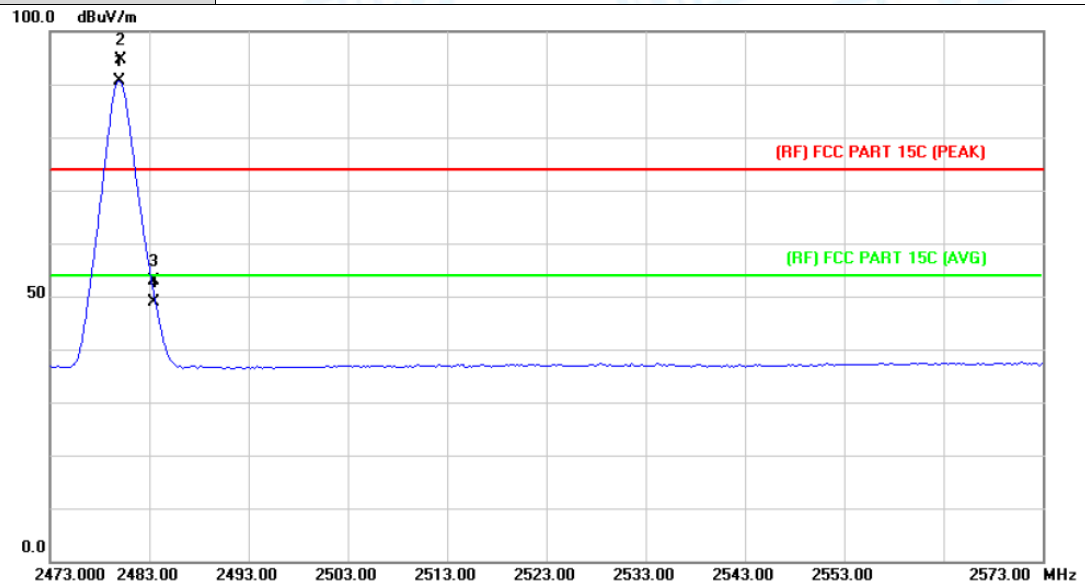

No.	Mk.	Freq.	Reading Level	Correct Factor	Measure-ment	Limit	Over	
		MHz	dBuV	dB/m	dBuV/m	dBuV/m	dB	Detector
1	*	2480.000	87.23	3.38	90.61	Fundamental Frequency		AVG
2	X	2480.200	91.30	3.38	94.68	Fundamental Frequency		peak
3		2483.500	49.38	3.40	52.78	74.00	-21.22	peak
4		2483.500	45.60	3.40	49.00	54.00	-5.00	AVG

Emission Level= Read Level+ Correct Factor

Temperature:	25℃	**Relative Humidity:**	55%
Test Voltage:	AC 120V/60Hz		
Ant. Pol.	Horizontal		
Test Mode:	TX π /4-DQPSK Mode 2402MHz(Control Screen)		
Remark:	Only worse case is reported		

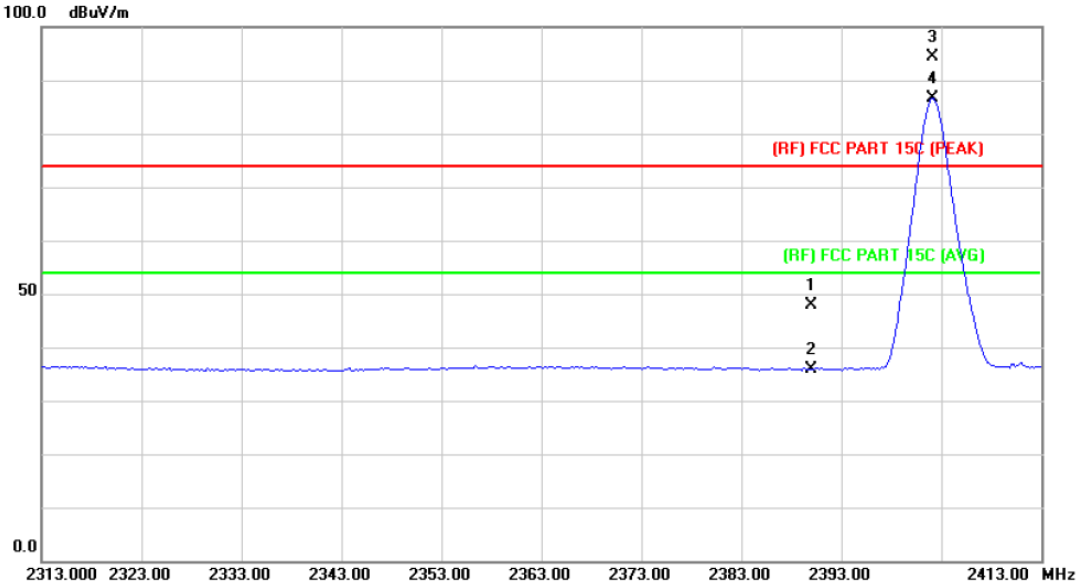

No.	Mk.	Freq.	Reading Level	Correct Factor	Measure-ment	Limit	Over	
		MHz	dBuV	dB/m	dBuV/m	dBuV/m	dB	Detector
1		2390.000	44.94	2.91	47.85	74.00	-26.15	peak
2		2390.000	33.01	2.91	35.92	54.00	-18.08	AVG
3	X	2402.200	91.47	2.95	94.42	Fundamental Frequency		peak
4	*	2402.200	83.74	2.95	86.69	Fundamental Frequency		AVG

Emission Level= Read Level+ Correct Factor

Temperature:	25℃	**Relative Humidity:**	55%
Test Voltage:	AC 120V/60Hz		
Ant. Pol.	Vertical		
Test Mode:	TX π /4-DQPSK Mode 2402MHz(Control Screen)		
Remark:	Only worse case is reported		

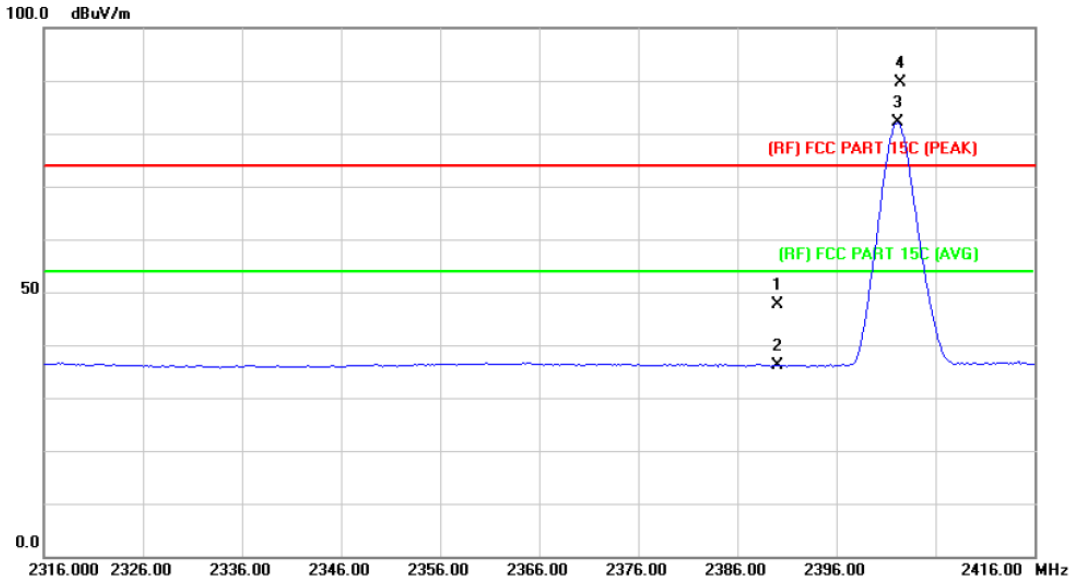

No.	Mk.	Freq.	Reading Level	Correct Factor	Measure-ment	Limit	Over	
		MHz	dBuV	dB/m	dBuV/m	dBuV/m	dB	Detector
1		2390.000	44.66	2.91	47.57	74.00	-26.43	peak
2		2390.000	33.17	2.91	36.08	54.00	-17.92	AVG
3	*	2402.200	79.09	2.95	82.04	Fundamental Frequency		AVG
4	X	2402.400	86.62	2.95	89.57	Fundamental Frequency		peak

Emission Level= Read Level+ Correct Factor

Temperature:	25℃	**Relative Humidity:**	55%
Test Voltage:	AC 120V/60Hz		
Ant. Pol.	Horizontal		
Test Mode:	TX π /4-DQPSK Mode 2480MHz(Control Screen)		
Remark:	Only worse case is reported		

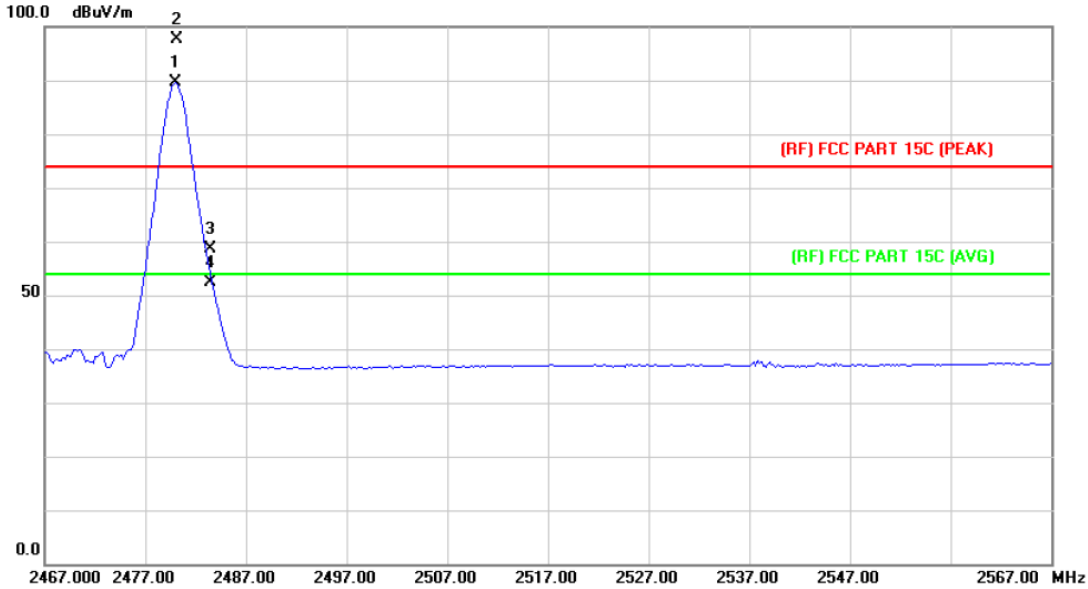

No.	Mk.	Freq.	Reading Level	Correct Factor	Measure-ment	Limit	Over	
		MHz	dBuV	dB/m	dBuV/m	dBuV/m	dB	Detector
1	*	2480.000	86.22	3.38	89.60	Fundamental Frequency		AVG
2	X	2480.200	94.16	3.38	97.54	Fundamental Frequency		peak
3		2483.500	55.18	3.40	58.58	74.00	-15.42	peak
4		2483.500	49.02	3.40	52.42	54.00	-1.58	AVG

Emission Level= Read Level+ Correct Factor

Temperature:	25℃	**Relative Humidity:**	55%
Test Voltage:	AC 120V/60Hz		
Ant. Pol.	Vertical		
Test Mode:	TX π /4-DQPSK Mode 2480MHz(Control Screen)		
Remark:	Only worse case is reported		

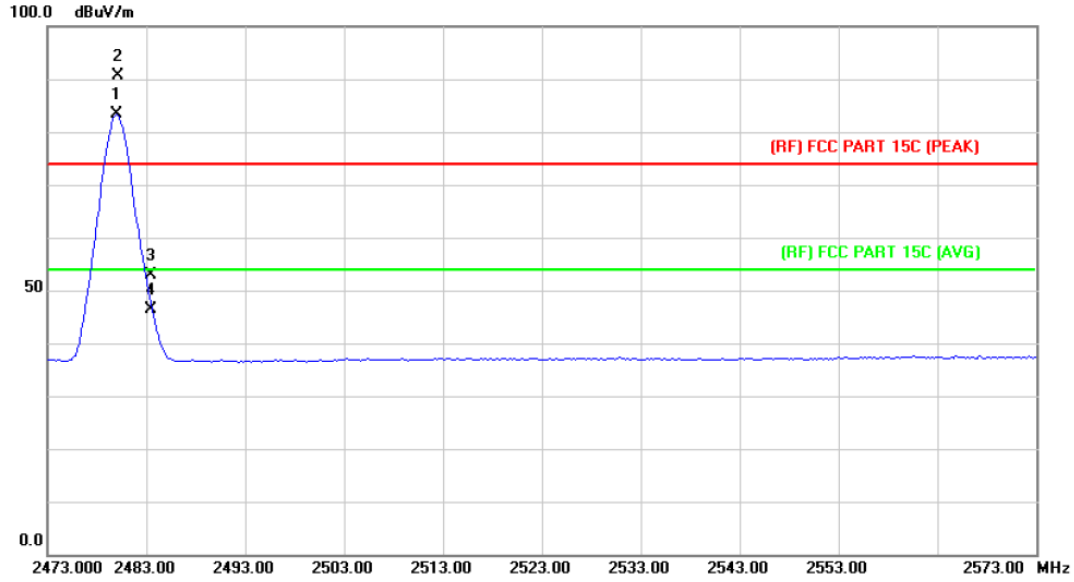

No.	Mk.	Freq.	Reading Level	Correct Factor	Measure-ment	Limit	Over	
		MHz	dBuV	dB/m	dBuV/m	dBuV/m	dB	Detector
1	*	2480.000	79.88	3.38	83.26	Fundamental Frequency		AVG
2	X	2480.200	87.32	3.38	90.70	Fundamental Frequency		peak
3		2483.500	49.57	3.40	52.97	74.00	-21.03	peak
4		2483.500	43.01	3.40	46.41	54.00	-7.59	AVG

Emission Level= Read Level+ Correct Factor

Temperature:	25℃	**Relative Humidity:**	55%
Test Voltage:	AC 120V/60Hz		
Ant. Pol.	Horizontal		
Test Mode:	TX 8-DPSK Mode 2402MHz(Control Screen)		
Remark:	Only worse case is reported		

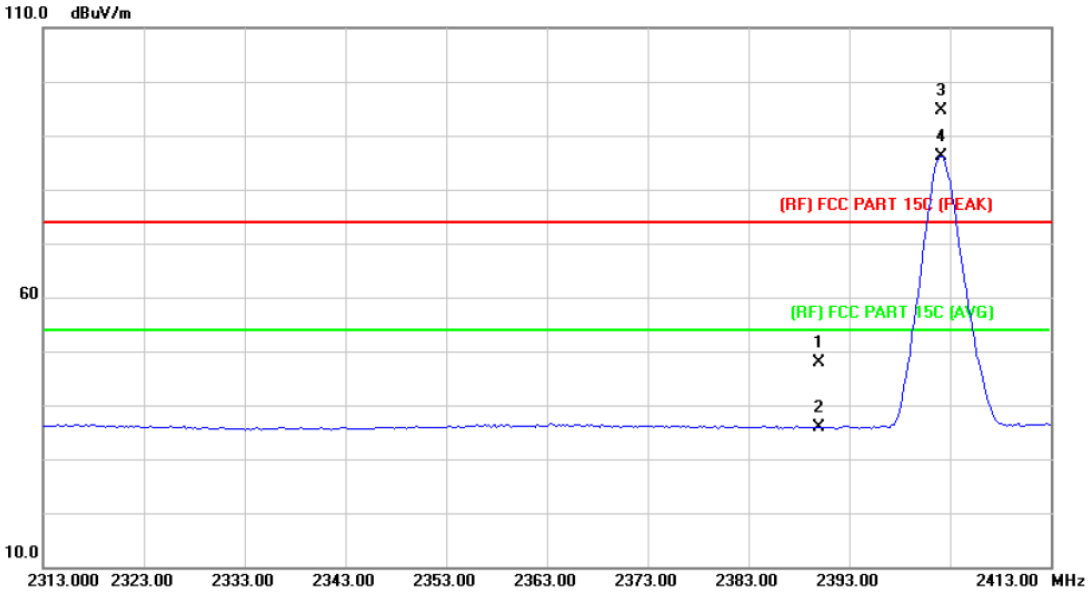

No.	Mk.	Freq.	Reading Level	Correct Factor	Measure-ment	Limit	Over	
		MHz	dBuV	dB/m	dBuV/m	dBuV/m	dB	Detector
1		2390.000	44.88	2.91	47.79	74.00	-26.21	peak
2		2390.000	32.89	2.91	35.80	54.00	-18.20	AVG
3	X	2402.200	91.70	2.95	94.65	Fundamental Frequency		peak
4	*	2402.200	83.25	2.95	86.20	Fundamental Frequency		AVG

Emission Level= Read Level+ Correct Factor

Temperature:	25℃	**Relative Humidity:**	55%
Test Voltage:	AC 120V/60Hz		
Ant. Pol.	Vertical		
Test Mode:	TX 8-DPSK Mode 2402MHz(Control Screen)		
Remark:	Only worse case is reported		

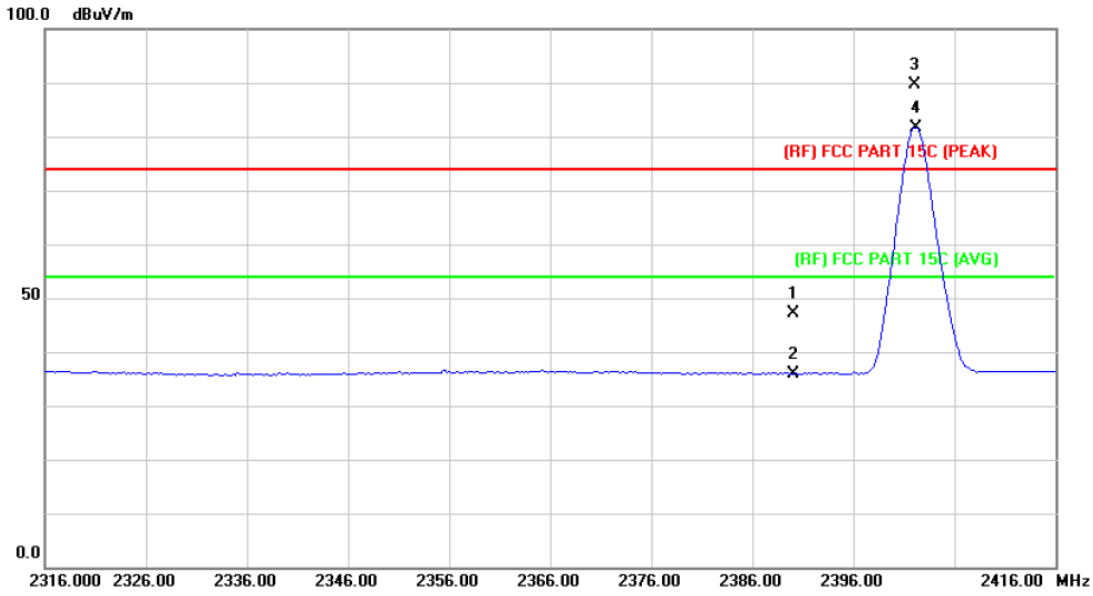

No.	Mk.	Freq.	Reading Level	Correct Factor	Measure-ment	Limit	Over	
		MHz	dBuV	dB/m	dBuV/m	dBuV/m	dB	Detector
1		2390.000	44.23	2.91	47.14	74.00	-26.86	peak
2		2390.000	32.95	2.91	35.86	54.00	-18.14	AVG
3	X	2402.000	86.65	2.95	89.60	Fundamental Frequency		peak
4	*	2402.200	78.80	2.95	81.75	Fundamental Frequency		AVG

Emission Level= Read Level+ Correct Factor

Temperature:	25℃	**Relative Humidity:**	55%
Test Voltage:	AC 120V/60Hz		
Ant. Pol.	Horizontal		
Test Mode:	TX 8-DPSK Mode 2480MHz(Control Screen)		
Remark:	Only worse case is reported		

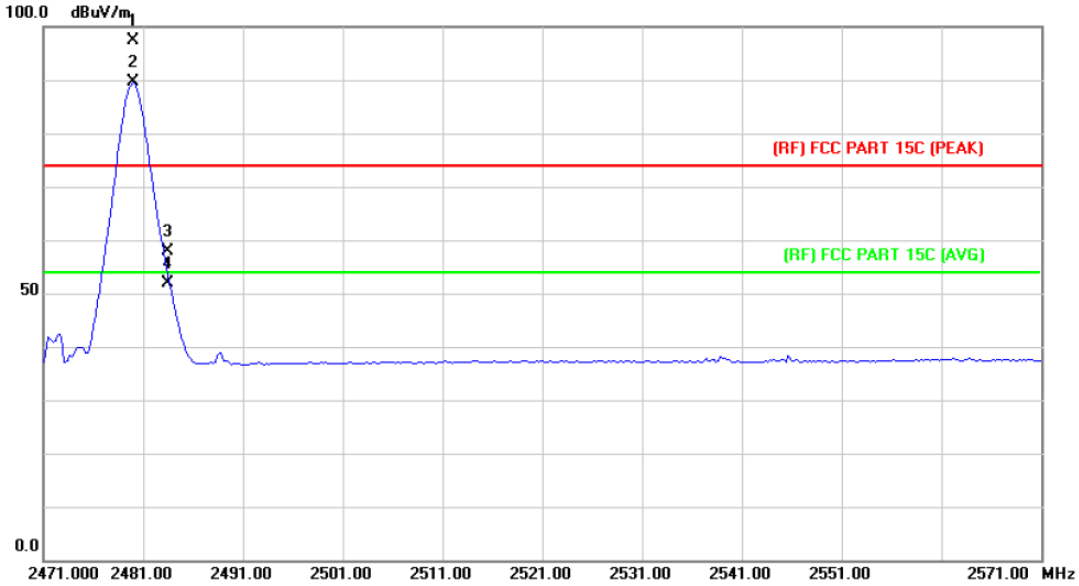

No.	Mk.	Freq.	Reading Level	Correct Factor	Measure-ment	Limit	Over	
		MHz	dBuV	dB/m	dBuV/m	dBuV/m	dB	Detector
1	X	2480.000	94.02	3.38	97.40	Fundamental Frequency		peak
2	*	2480.000	86.28	3.38	89.66	Fundamental Frequency		AVG
3		2483.500	54.43	3.40	57.83	74.00	-16.17	peak
4		2483.500	48.38	3.40	51.78	54.00	-2.22	AVG

Emission Level= Read Level+ Correct Factor

Temperature:	25℃	**Relative Humidity:**	55%
Test Voltage:	AC 120V/60Hz		
Ant. Pol.	Vertical		
Test Mode:	TX 8-DPSK Mode 2480MHz(Control Screen)		
Remark:	Only worse case is reported		

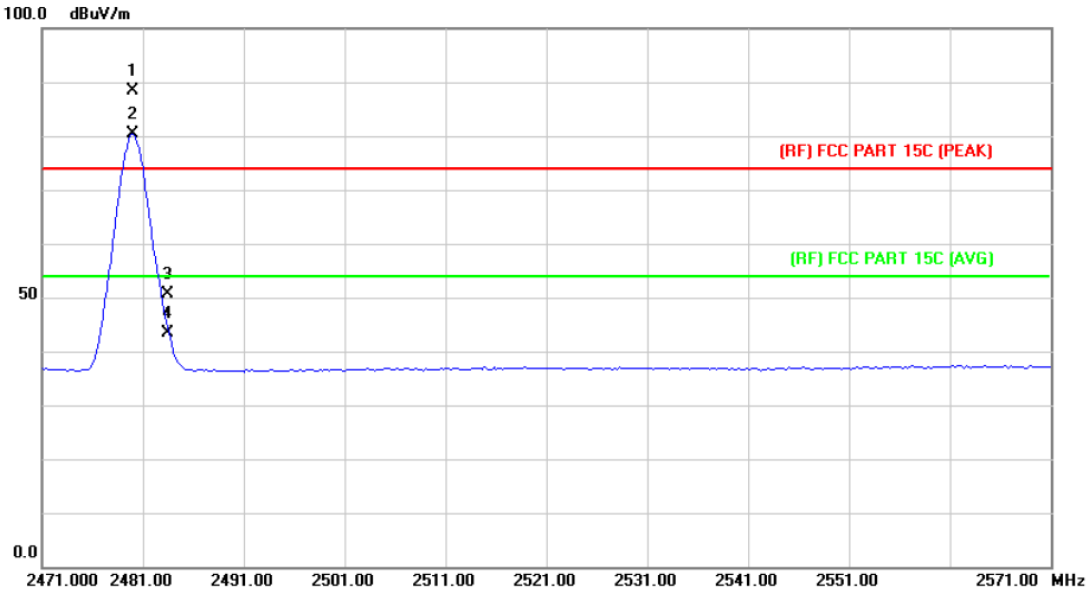

No.	Mk.	Freq.	Reading Level	Correct Factor	Measure-ment	Limit	Over	
		MHz	dBuV	dB/m	dBuV/m	dBuV/m	dB	Detector
1	X	2480.000	84.88	3.38	88.26	Fundamental Frequency		peak
2	*	2480.000	76.94	3.38	80.32	Fundamental Frequency		AVG
3		2483.500	47.20	3.40	50.60	74.00	-23.40	peak
4		2483.500	39.95	3.40	43.35	54.00	-10.65	AVG

Emission Level= Read Level+ Correct Factor

(2) Conducted Test

Temperature:	25℃	**Relative Humidity:**	55%
Test Voltage:	AC 120V/60Hz		
Test Mode:	TX GFSK Mode 2402MHz/2480 MHz(Laser Camera)		
Remark:	Only worse case is reported		

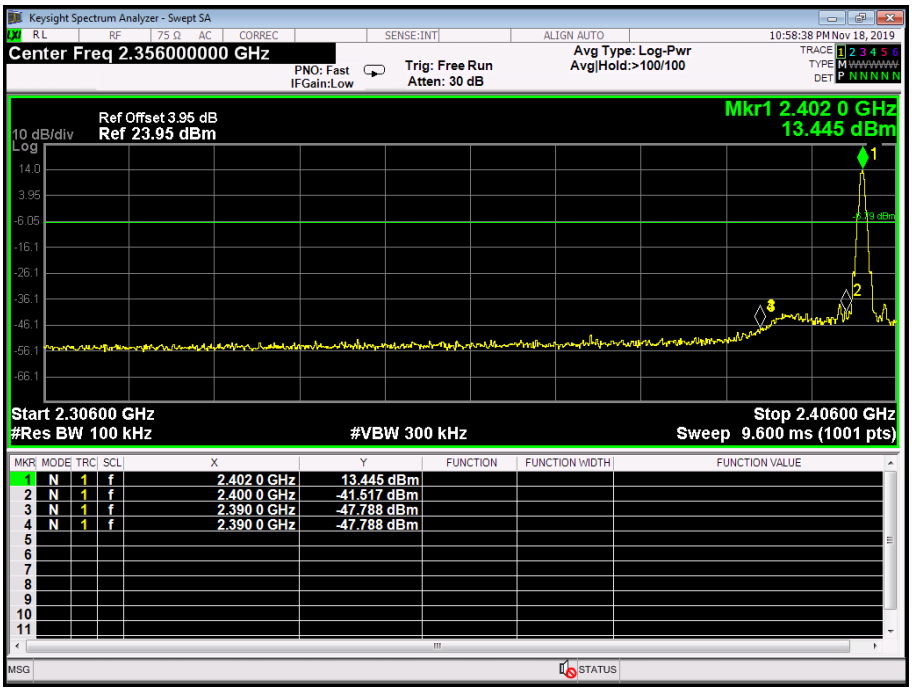

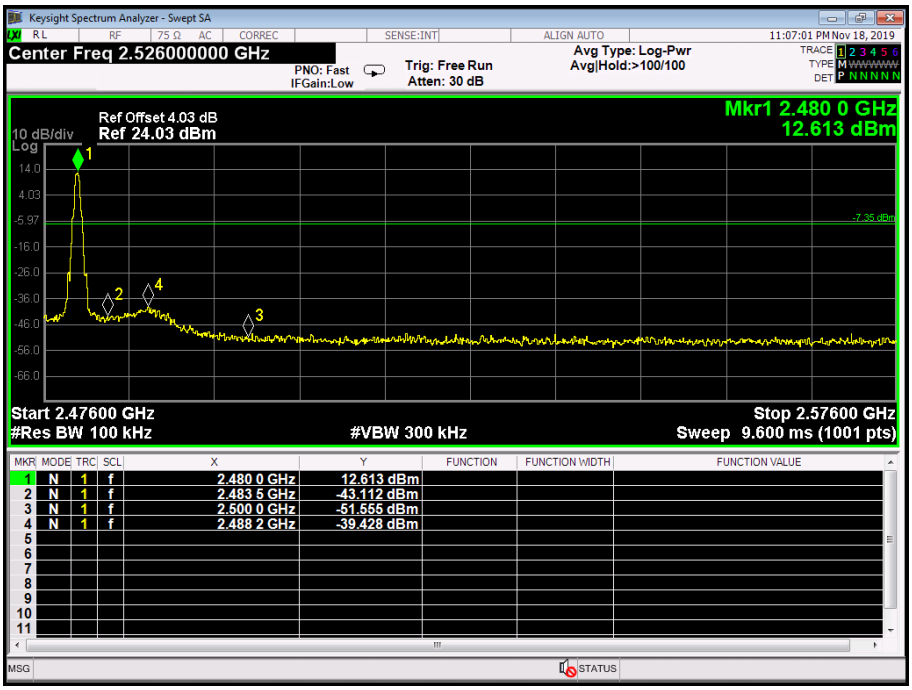

Temperature:	25℃	**Relative Humidity:**	55%
Test Voltage:	AC 120V/60Hz		
Test Mode:	GFSK Hopping Mode(Laser Camera)		
Remark:	Only worse case is reported		

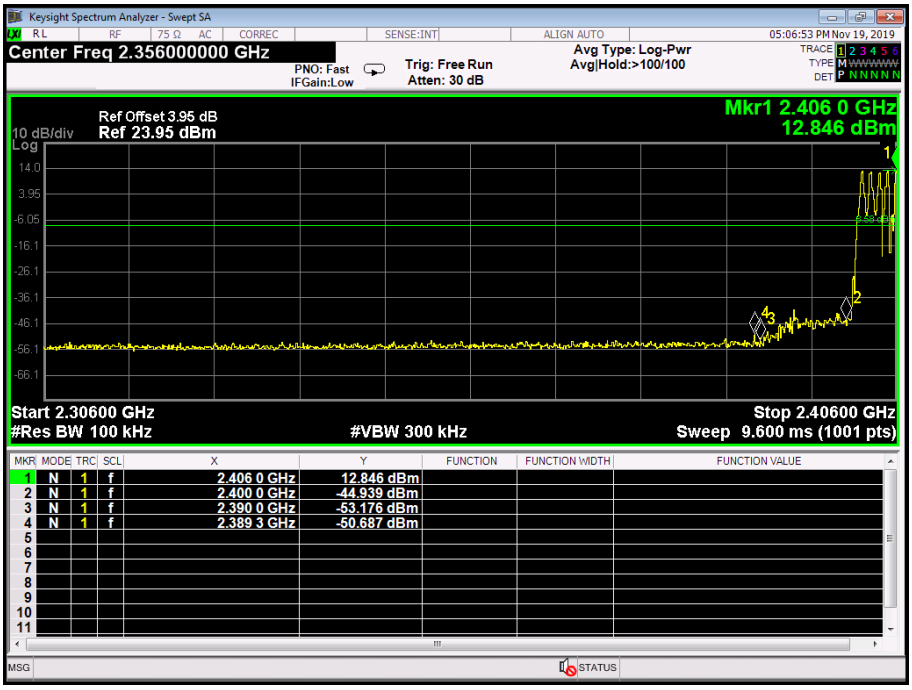

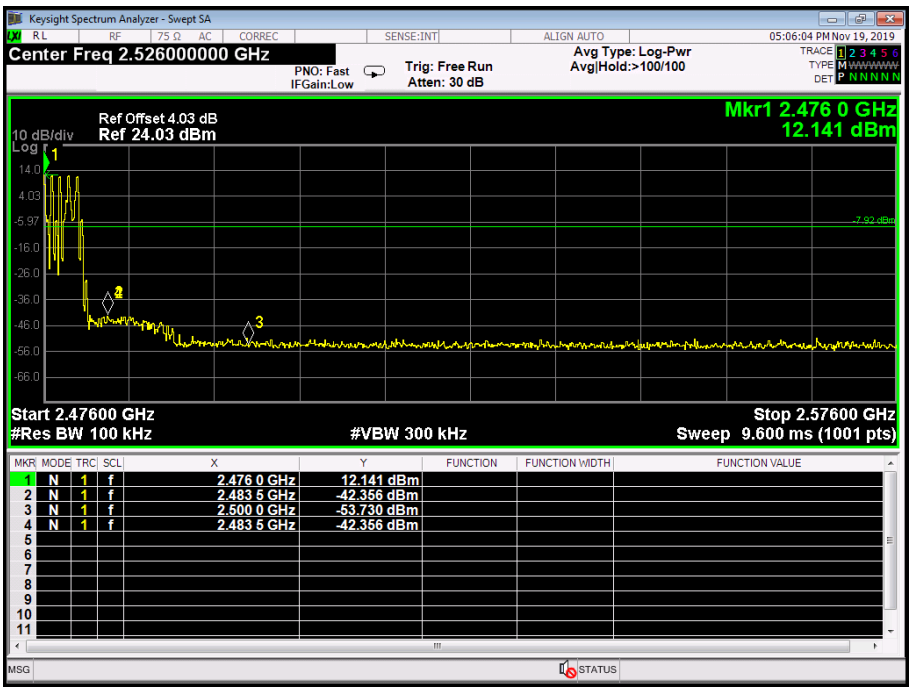

Temperature:	25℃	**Relative Humidity:**	55%
Test Voltage:	AC 120V/60Hz		
Test Mode:	TX π /4-DQPSK Mode 2402MHz/2480 MHz(Laser Camera)		
Remark:	Only worse case is reported		

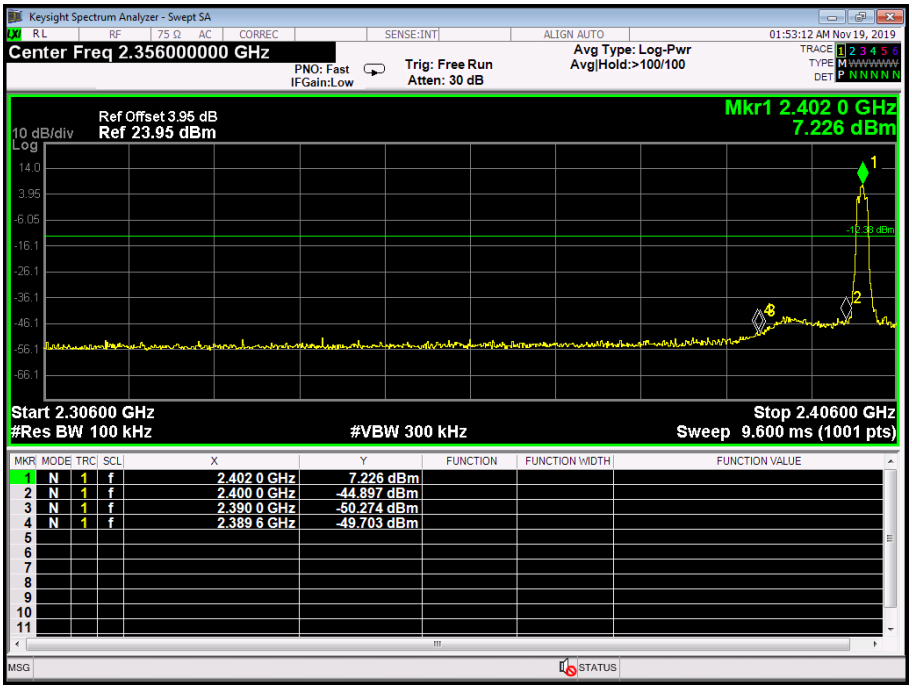

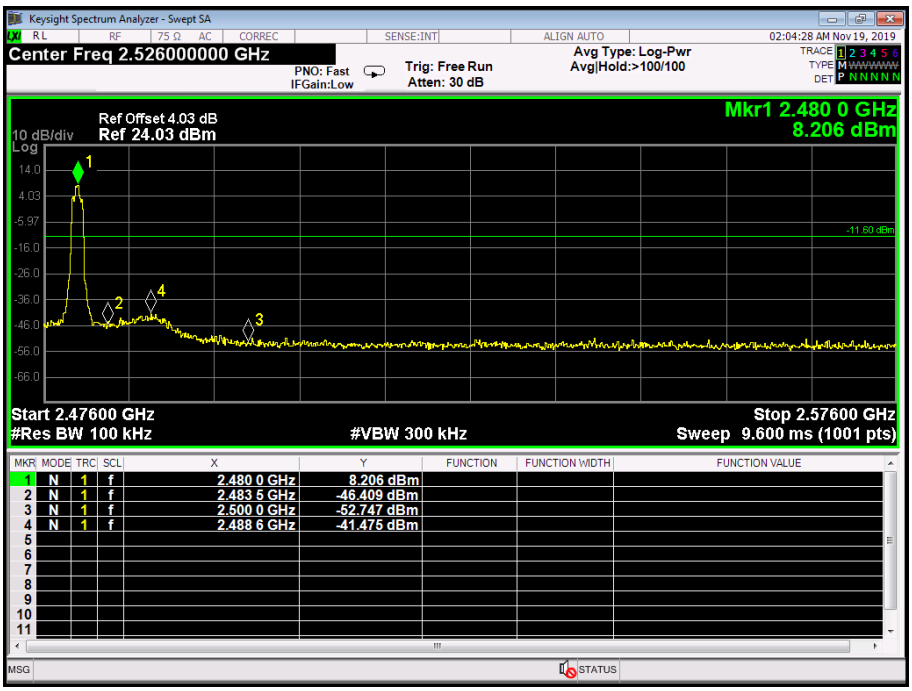

Temperature:	25℃	**Relative Humidity:**	55%
Test Voltage:	AC 120V/60Hz		
Test Mode:	π /4-DQPSK Hopping Mode(Laser Camera)		
Remark:	Only worse case is reported		

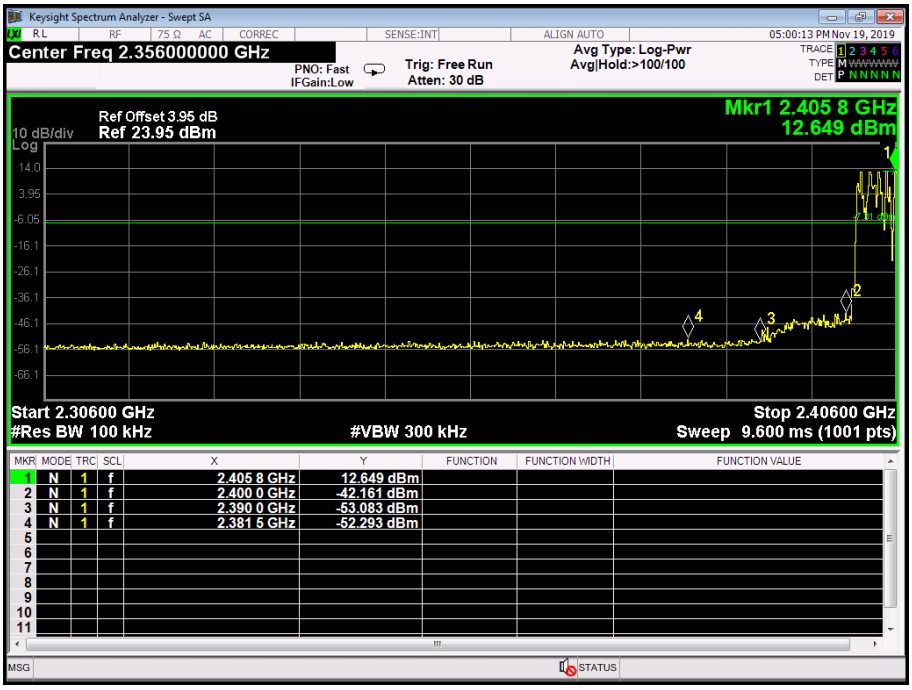

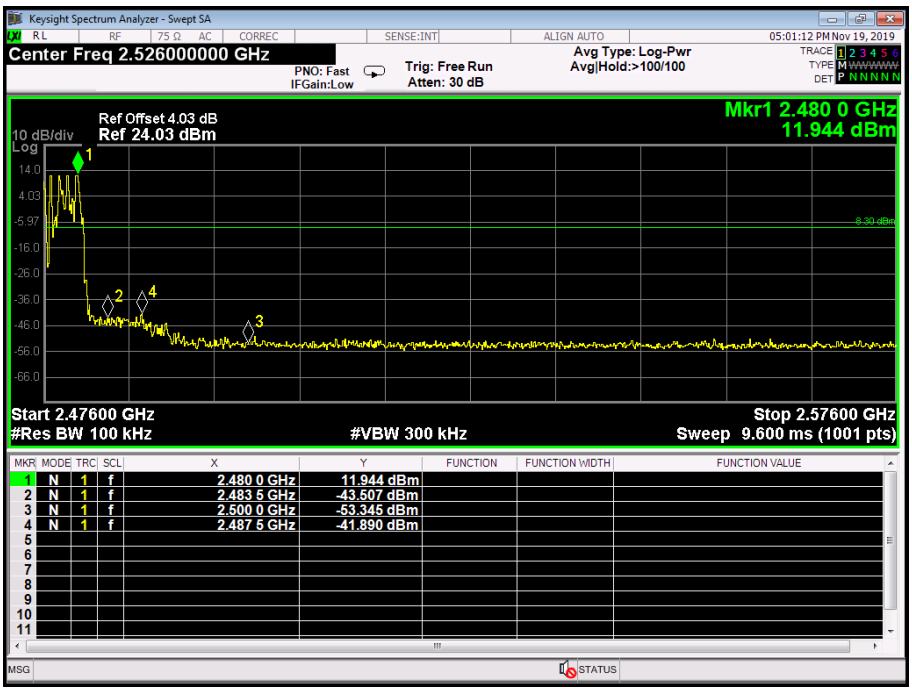

Temperature:	25℃	**Relative Humidity:**	55%
Test Voltage:	AC 120V/60Hz		
Test Mode:	TX 8-DPSK Mode 2402MHz/2480 MHz(Laser Camera)		
Remark:	Only worse case is reported		

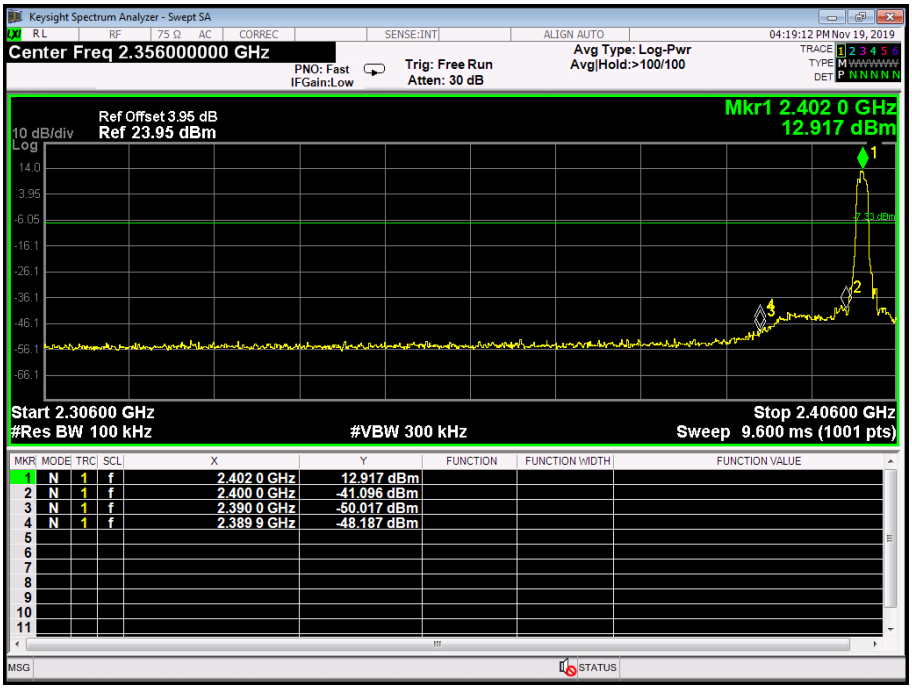

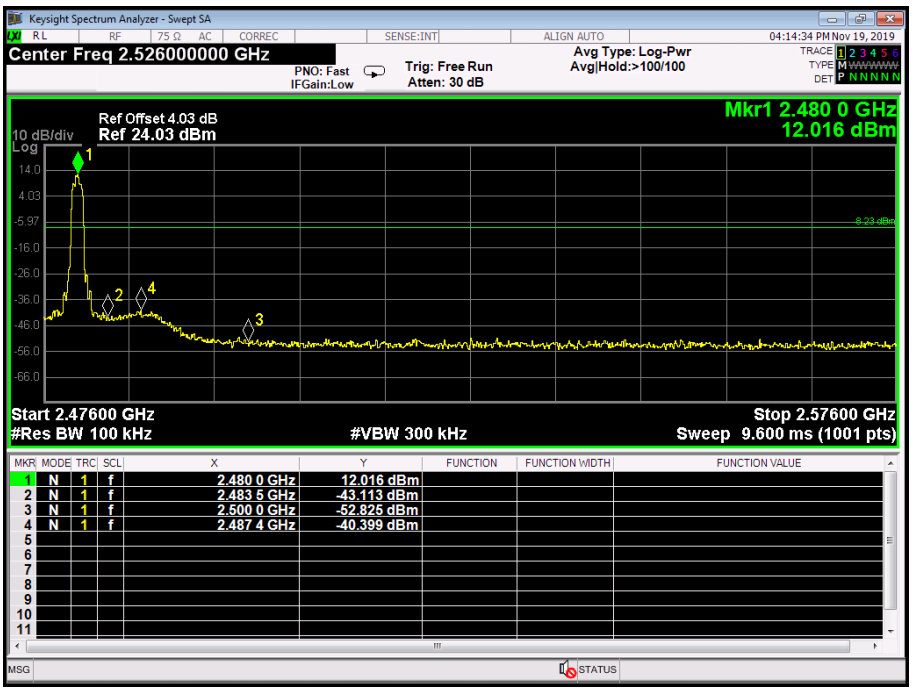

Temperature:	25℃	**Relative Humidity:**	55%
Test Voltage:	AC 120V/60Hz		
Test Mode:	8-DPSK Hopping Mode(Laser Camera)		
Remark:	Only worse case is reported		

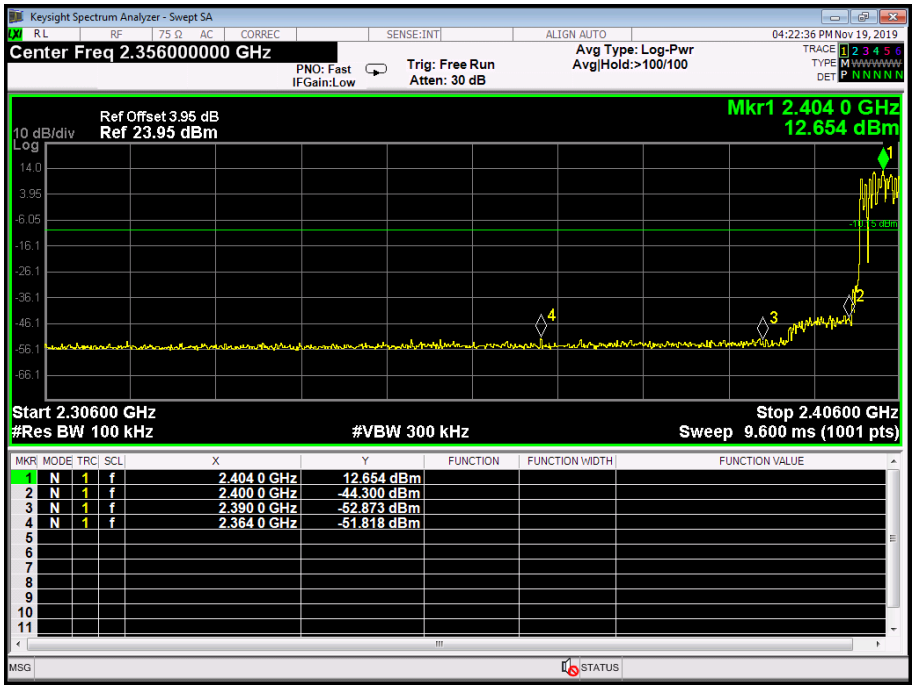

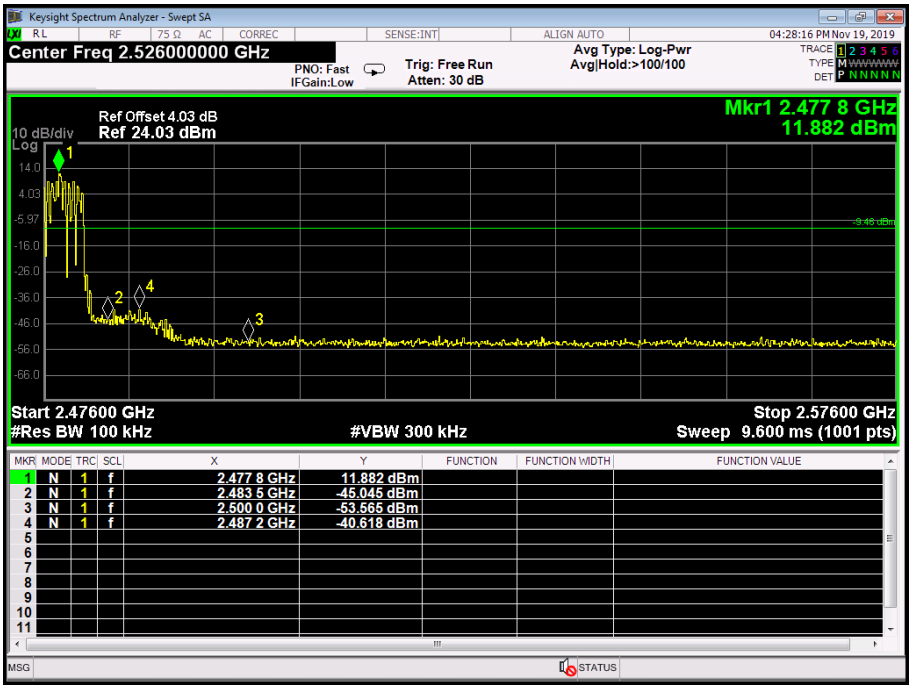

Temperature:	25℃	**Relative Humidity:**	55%
Test Voltage:	AC 120V/60Hz		
Test Mode:	TX GFSK Mode 2402MHz/2480MHz(Control Screen)		
Remark:	Only worse case is reported		

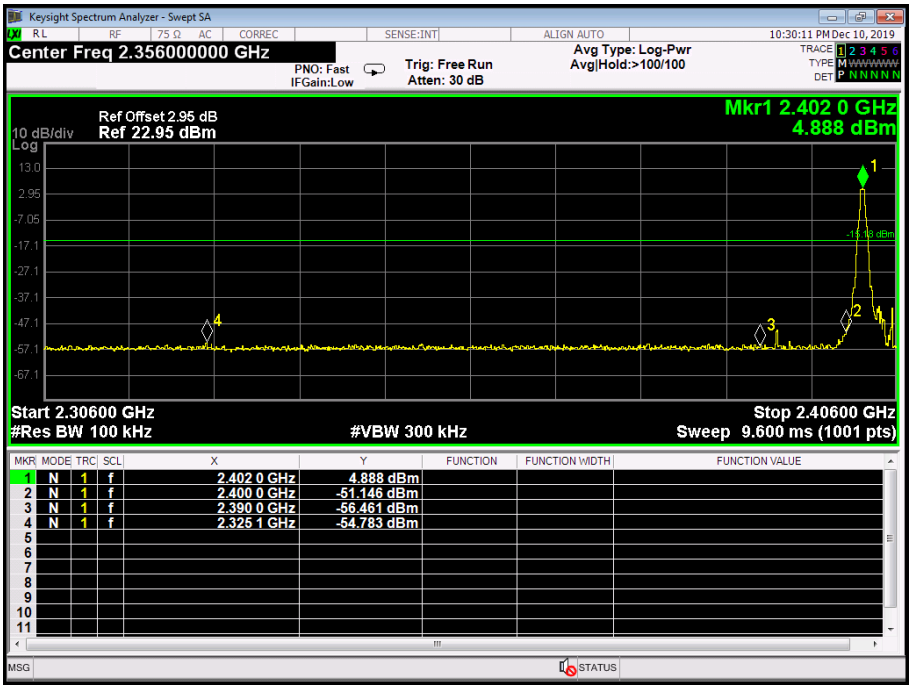

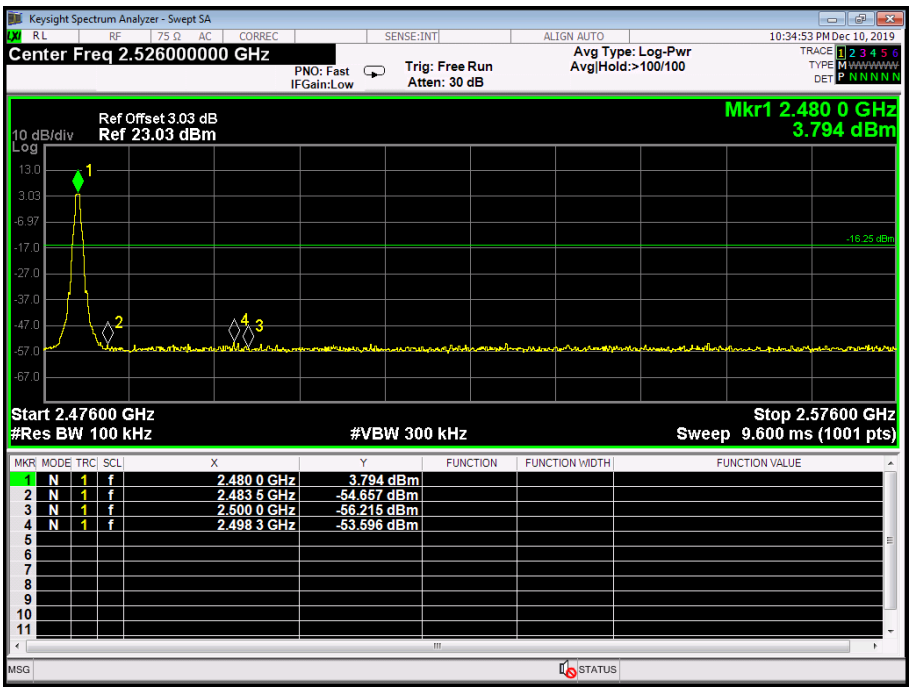

Temperature:	25℃	**Relative Humidity:**	55%
Test Voltage:	AC 120V/60Hz		
Test Mode:	GFSK Hopping Mode(Control Screen)		
Remark:	Only worse case is reported		

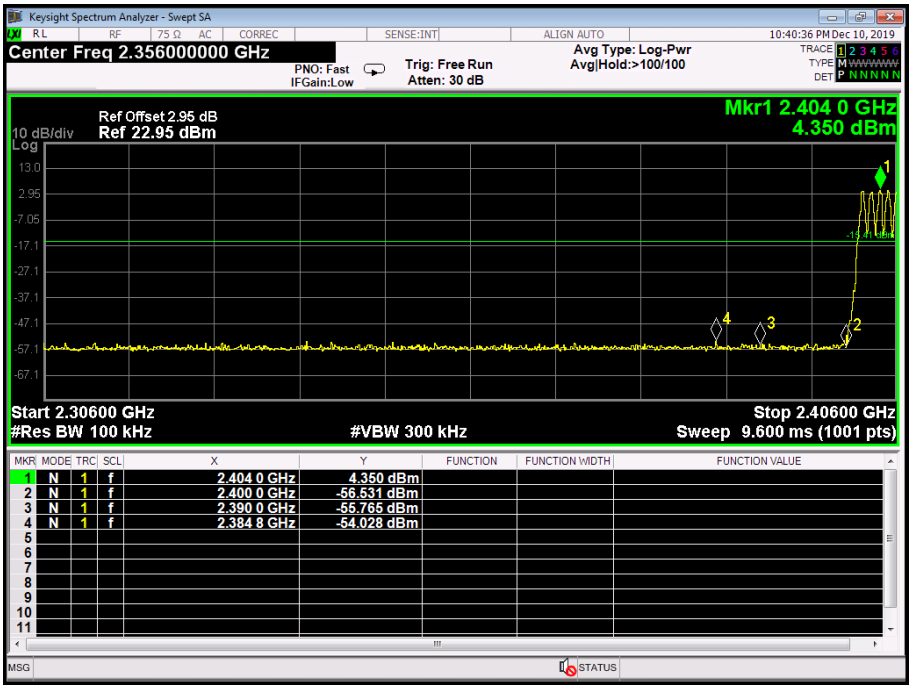

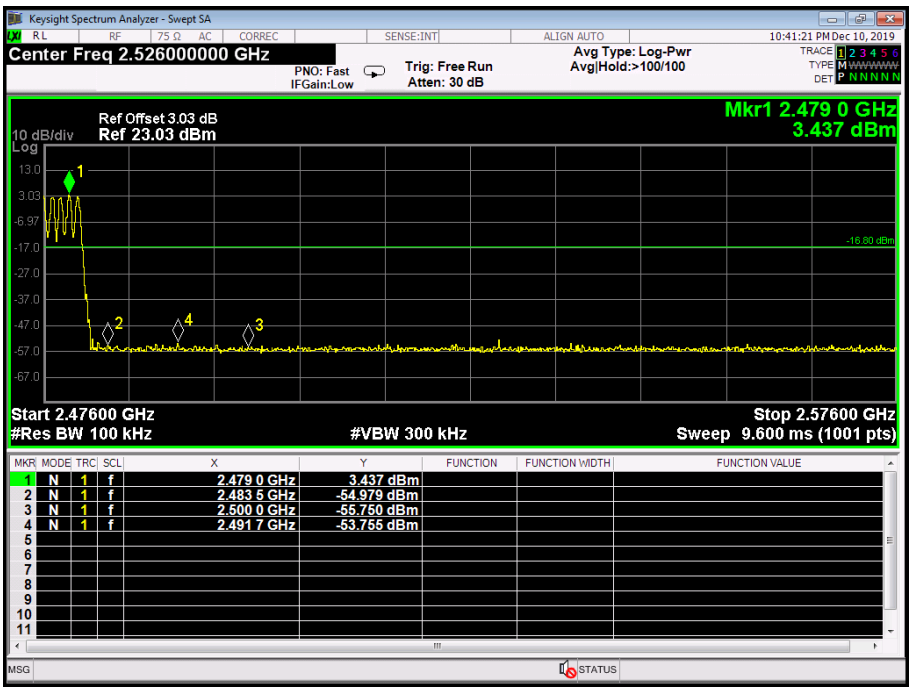

Temperature:	25℃	Relative Humidity:	55%
Test Voltage:	AC 120V/60Hz		
Test Mode:	TX π /4-DQPSK Mode 2402MHz/2480MHz(Control Screen)		
Remark:	Only worse case is reported		

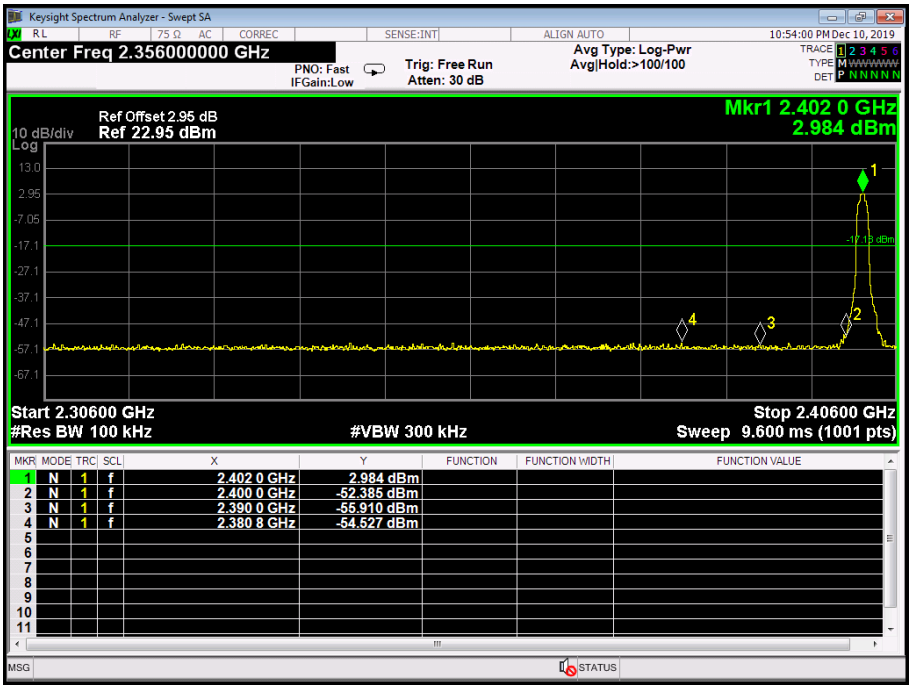

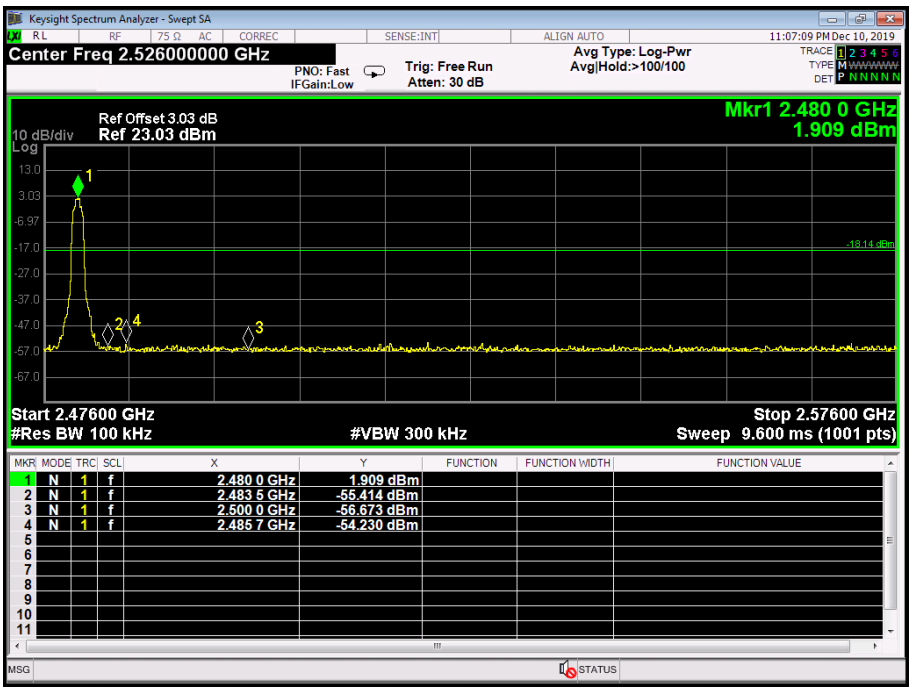

Temperature:	25℃	**Relative Humidity:**	55%
Test Voltage:	AC 120V/60Hz		
Test Mode:	π/4-DQPSK Hopping Mode(Control Screen)		
Remark:	Only worse case is reported		

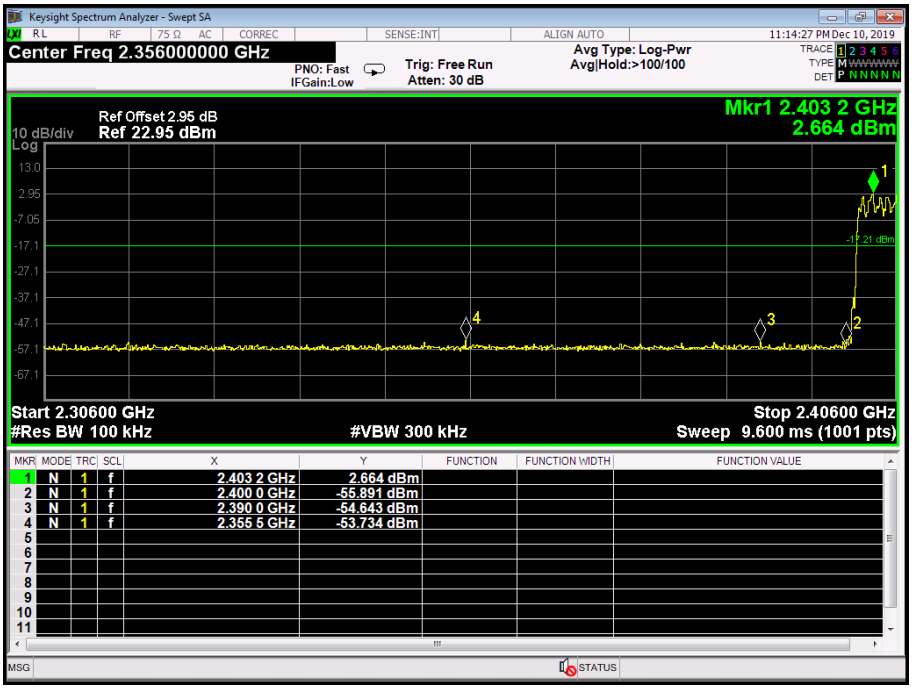

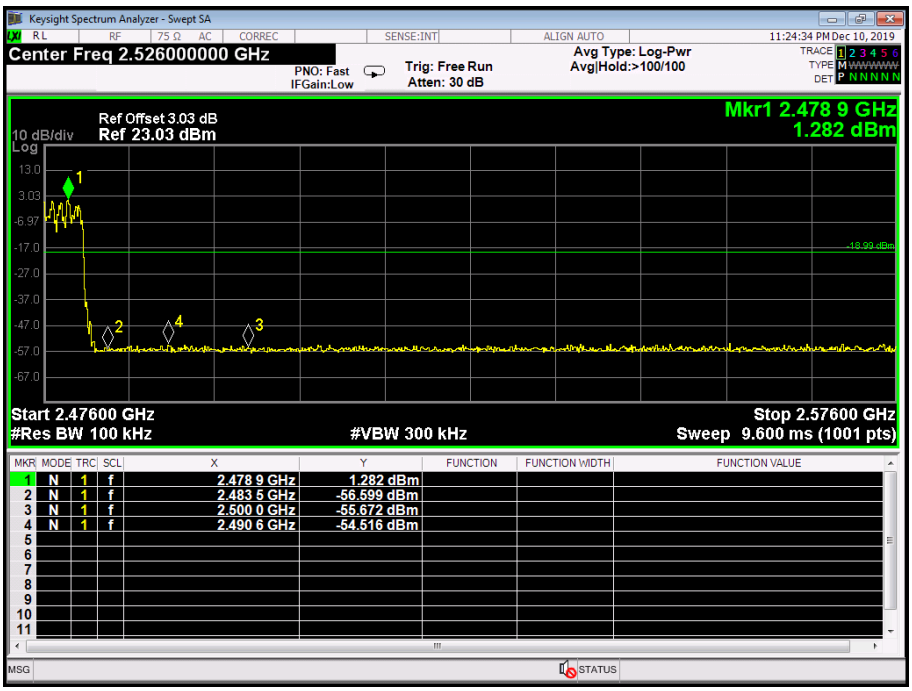

Temperature:	25℃	**Relative Humidity:**	55%
Test Voltage:	AC 120V/60Hz		
Test Mode:	TX 8-DPSK Mode 2402MHz/2480MHz(Control Screen)		
Remark:	Only worse case is reported		

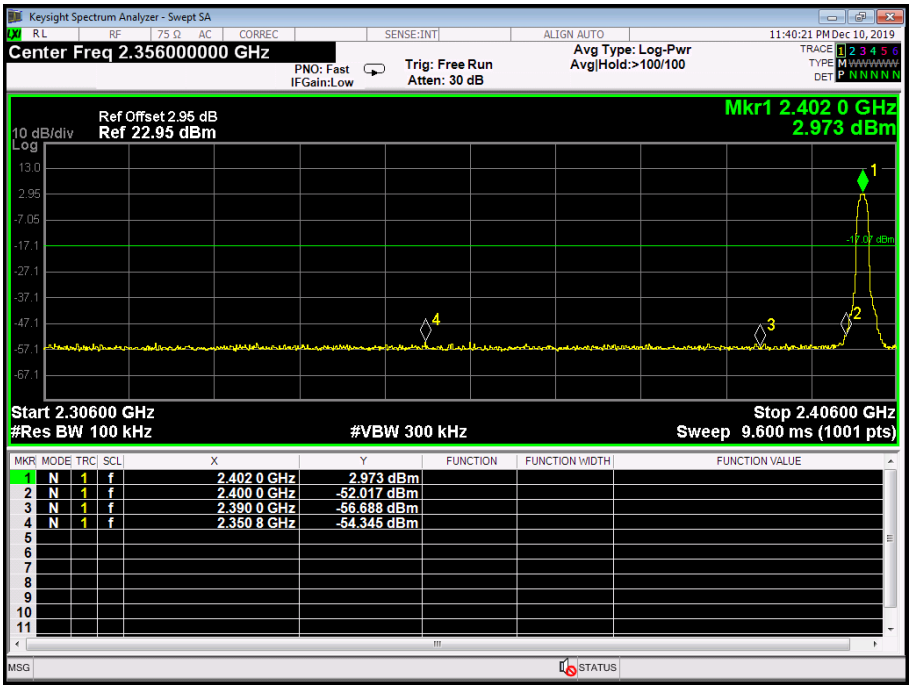

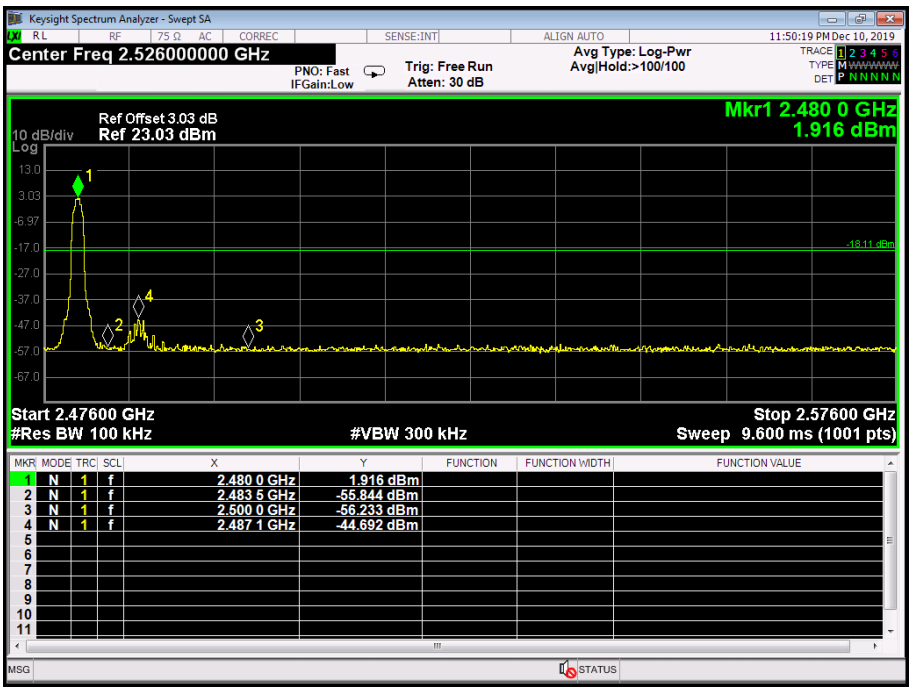

Temperature:	25℃	**Relative Humidity:**	55%
Test Voltage:	AC 120V/60Hz		
Test Mode:	8-DPSK Hopping Mode(Control Screen)		
Remark:	Only worse case is reported		

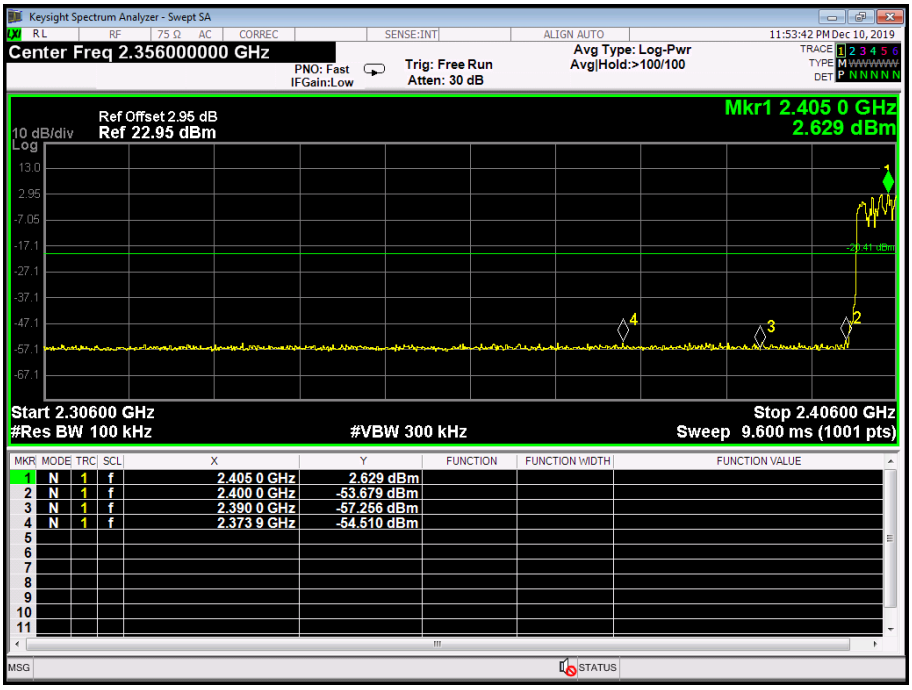

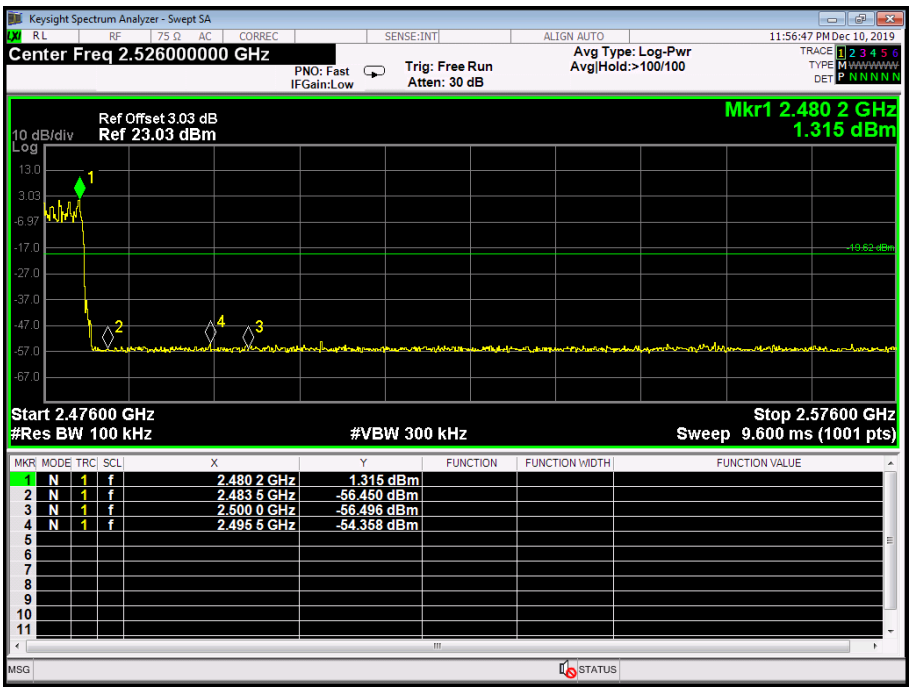

Attachment D-- Number of Hopping Channel Test Data

Temperature:	25℃	Relative Humidity:	55%
Test Voltage:	AC 120V/60Hz		
Test Mode:	Hopping Mode(Laser Camera)		

Frequency Range	Test Mode	Quantity of Hopping Channel	Limit
2402MHz~2480MHz	GFSK	79	>15
	π /4-DQPSK	79	
	8-DPSK	79	

GFSK Mode

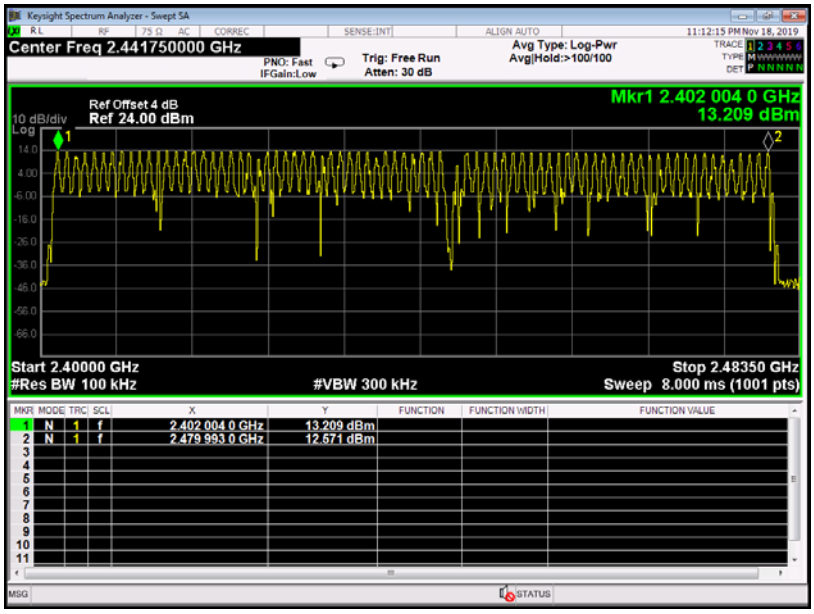

π /4-DQPSK Mode

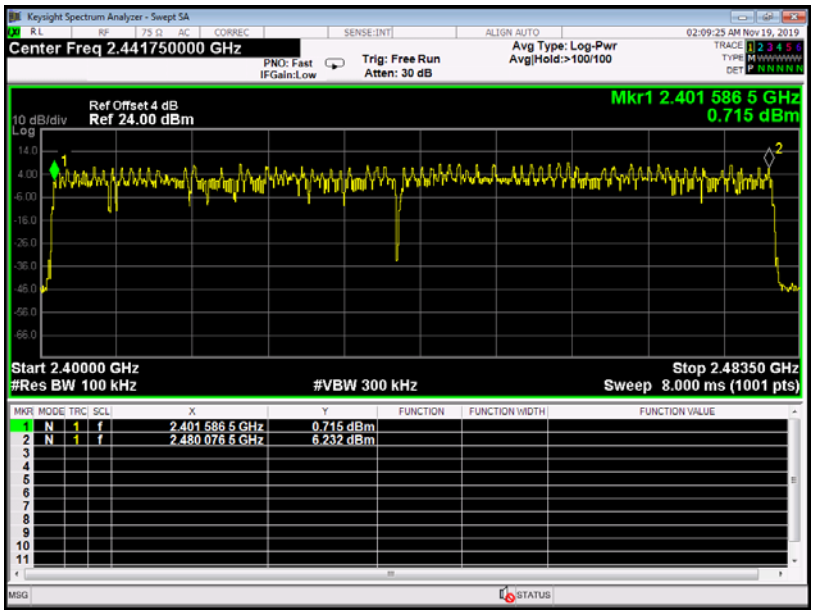

8-DPSK Mode

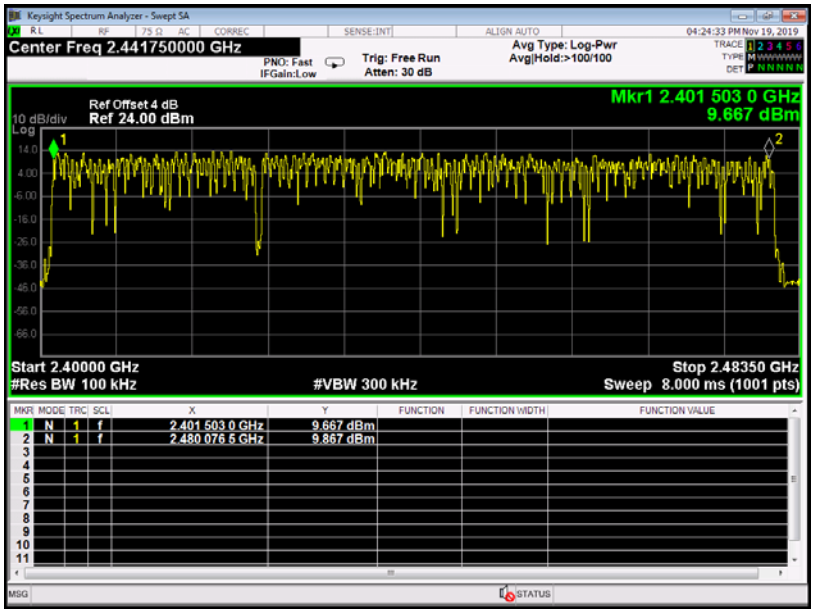
Keysight Spectrum Analyzer - Swept SA
Center Freq 2.441750000 GHz
Trig: Free Run
Atten: 30 dB
Avg Type: Log-Pwr
Avg|Hold:>100/100
Ref Offset 4 dB
10 dB/div Ref 24.00 dBm
Mkr1 2.401 503 0 GHz
9.667 dBm
Start 2.40000 GHz
#Res BW 100 kHz
#VBW 300 kHz
Stop 2.48350 GHz
Sweep 8.000 ms (1001 pts)
1 N 1 f 2.401 503 0 GHz 9.667 dBm
2 N 1 f 2.480 076 5 GHz 9.867 dBm

Temperature:	25℃	Relative Humidity:	55%
Test Voltage:	AC 120V/60Hz		
Test Mode:	Hopping Mode(Control Screen)		

Frequency Range	Test Mode	Quantity of Hopping Channel	Limit
2402MHz~2480MHz	GFSK	79	>15
	π /4-DQPSK	79	
	8-DPSK	79	

GFSK Mode

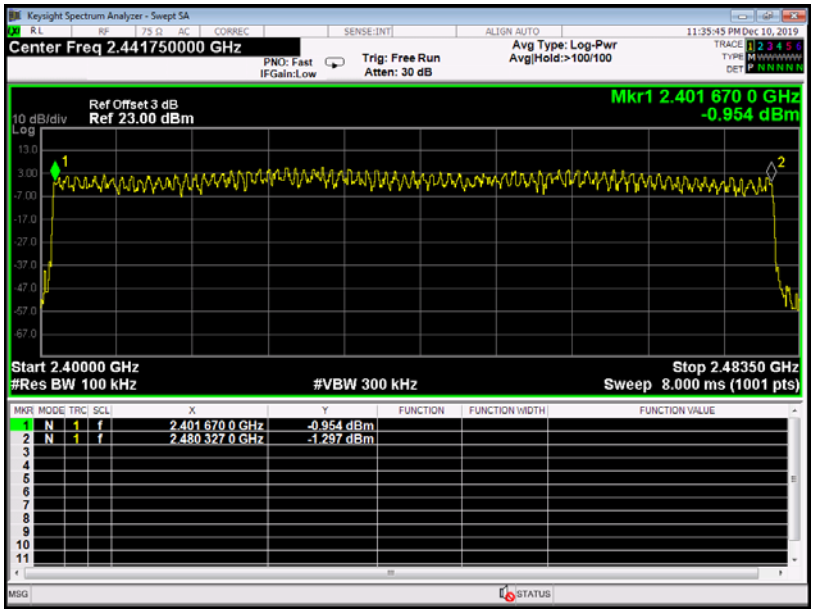

π /4-DQPSK Mode

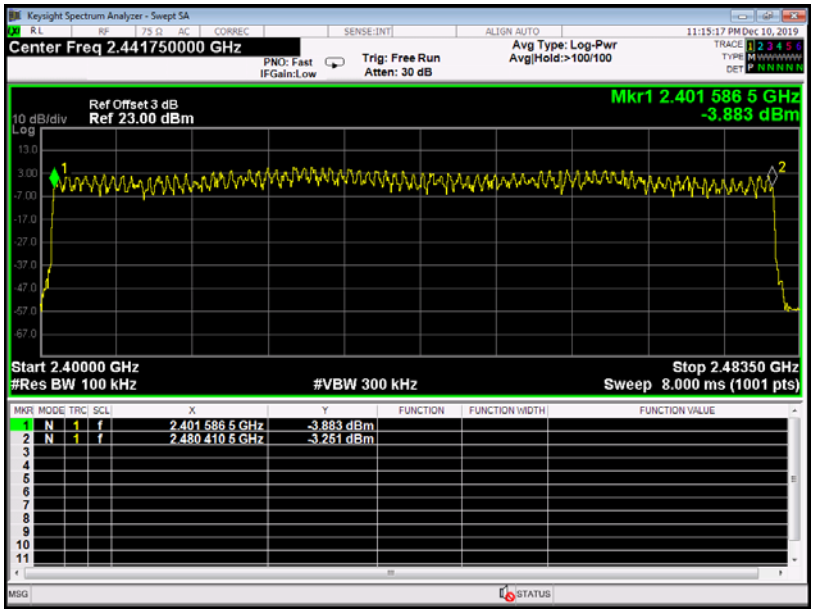

8-DPSK Mode

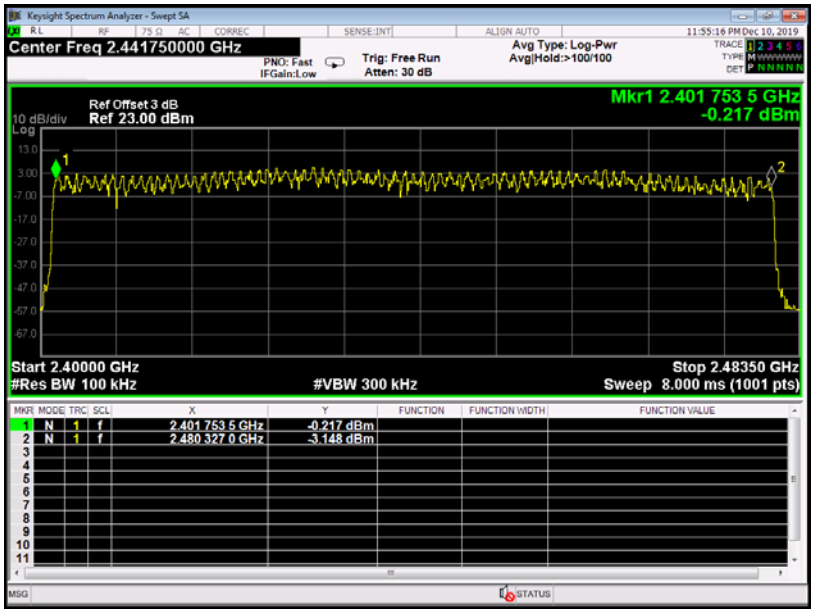
Keysight Spectrum Analyzer - Swept SA
Center Freq 2.441750000 GHz
Trig: Free Run
Atten: 30 dB
Avg Type: Log-Pwr
Avg|Hold:>100/100
Ref Offset 3 dB
10 dB/div Ref 23.00 dBm
Mkr1 2.401 753 5 GHz
-0.217 dBm
Start 2.40000 GHz
#Res BW 100 kHz
#VBW 300 kHz
Stop 2.48350 GHz
Sweep 8.000 ms (1001 pts)
1 N 1 f 2.401 753 5 GHz -0.217 dBm
2 N 1 f 2.480 327 0 GHz -3.148 dBm

Attachment E-- Average Time of Occupancy Test Data

Temperature:	25℃	**Relative Humidity:**	55%
Test Voltage:	AC 120V/60Hz		
Test Mode:	Hopping Mode (GFSK) (Laser Camera)		

Test Mode	Channel (MHz)	Pulse Time (ms)	Total of Dwell (ms)	Period Time (s)	Limit (ms)	Result
1DH1	2441	0.378	120.96	31.60	**400**	**PASS**
1DH3	2441	1.634	261.44	31.60	**400**	**PASS**
1DH5	2441	2.882	307.41	31.60	**400**	**PASS**

1DH1 Total of Dwell= Pulse Time(1600/2)*31.6/79*

1DH3 Total of Dwell= Pulse Time(1600/4)*31.6/79*

1DH5 Total of Dwell= Pulse Time(1600/6)*31.6/79*

GFSK Hopping Mode 1DH1

2441 MHz

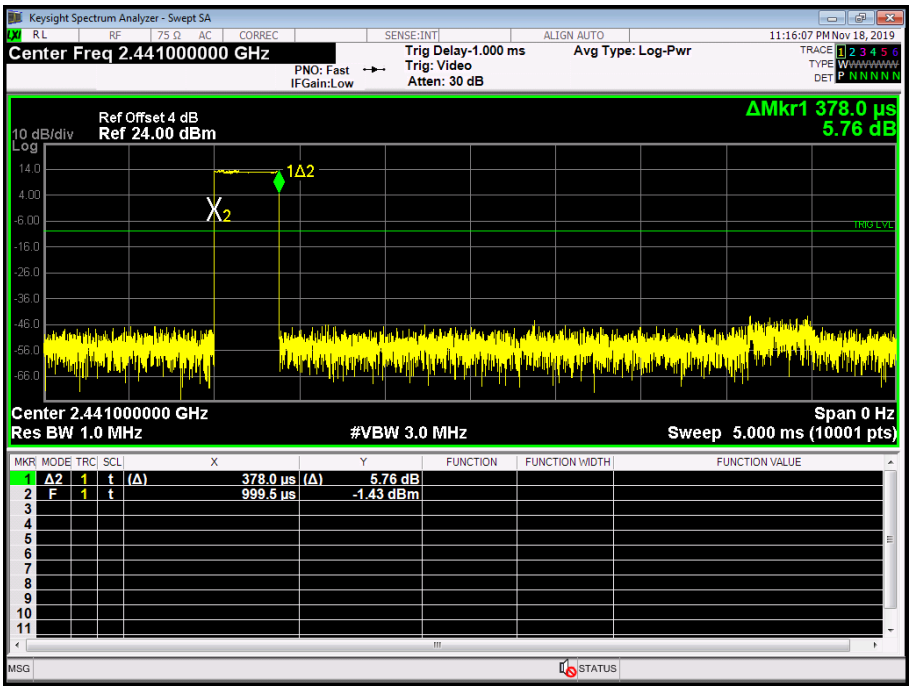

GFSK Hopping Mode 1DH3

2441 MHz

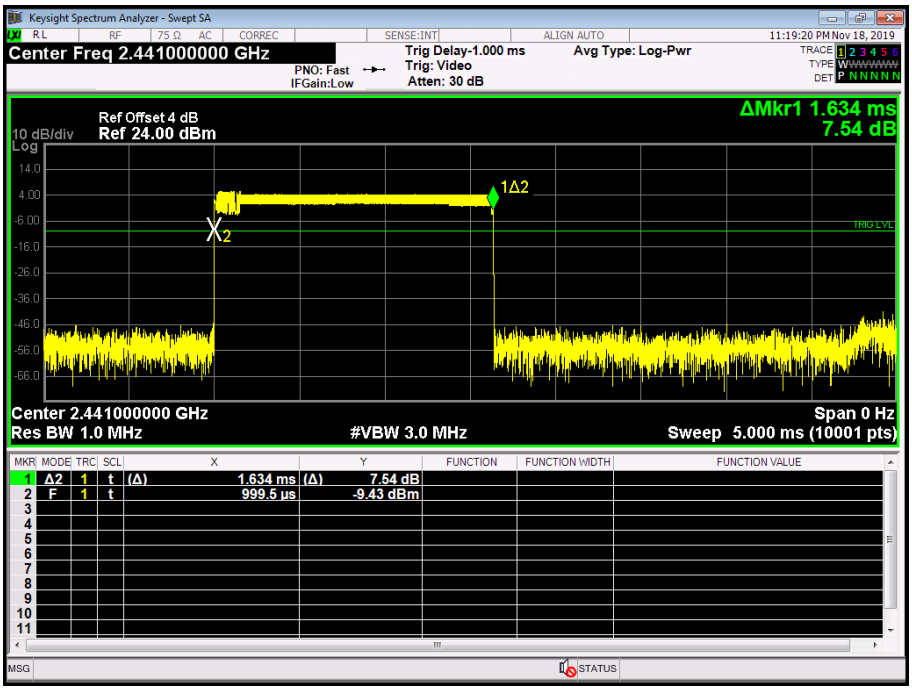

GFSK Hopping Mode 1DH5

2441 MHz

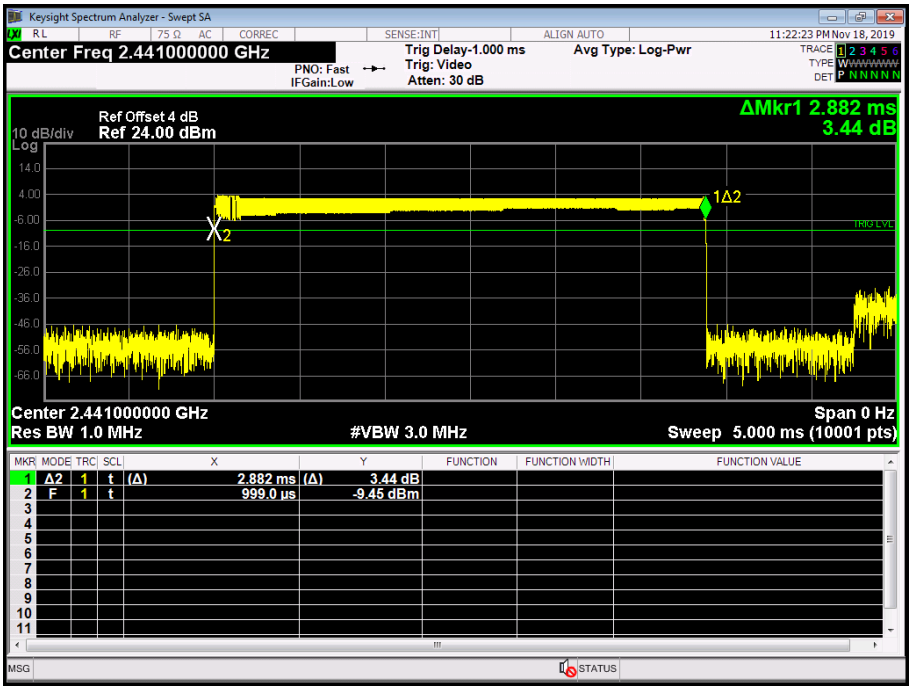

Temperature:	25℃			Relative Humidity:	55%	
Test Voltage:	AC 120V/60Hz					
Test Mode:	Hopping Mode (π/4-DQPSK) (Laser Camera)					
Test Mode	**Channel (MHz)**	**Pulse Time (ms)**	**Total of Dwell (ms)**	**Period Time (s)**	**Limit (ms)**	**Result**
2DH1	2441	0.389	124.48	31.60	**400**	**PASS**
2DH3	2441	1.642	262.72	31.60	**400**	**PASS**
2DH5	2441	2.890	308.27	31.60	**400**	**PASS**

2DH1 Total of Dwell= Pulse Time(1600/2)*31.6/79*

2DH3 Total of Dwell= Pulse Time(1600/4)*31.6/79*

2DH5 Total of Dwell= Pulse Time(1600/6)*31.6/79*

π/4-DQPSK Hopping Mode 2DH1

2441 MHz

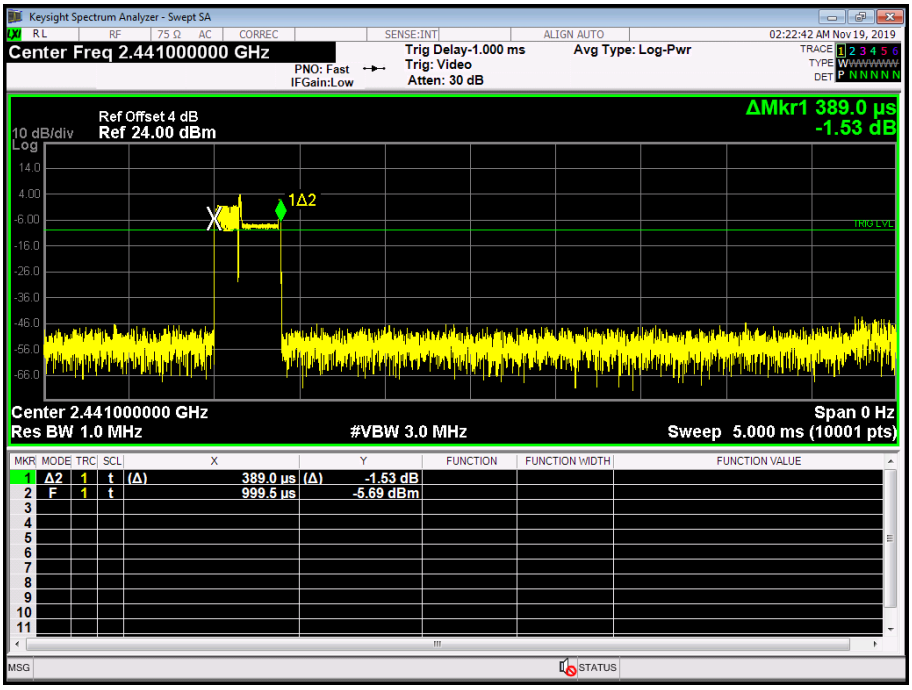

π /4-DQPSK Hopping Mode 2DH3

2441 MHz

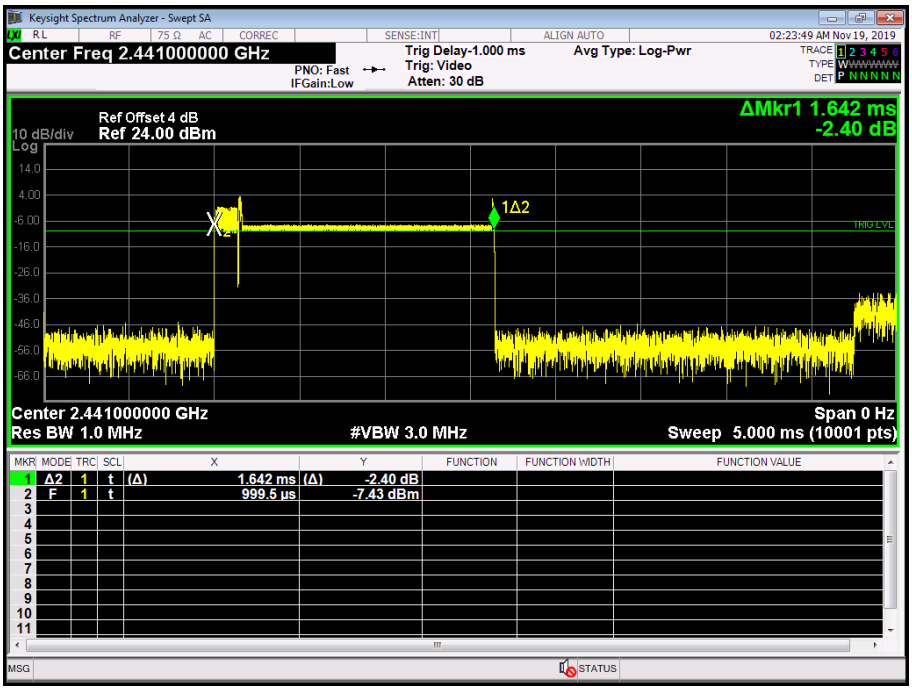

π /4-DQPSK Hopping Mode 2DH5

2441 MHz

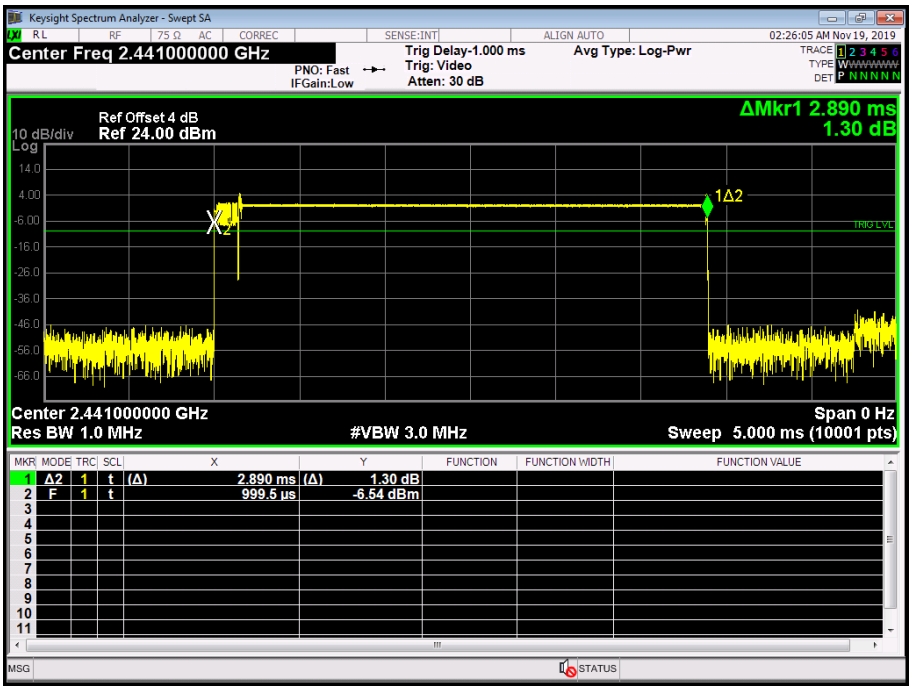

Temperature:	25℃	Relative Humidity:	55%
Test Voltage:	AC 120V/60Hz		
Test Mode:	Hopping Mode (8-DPSK) (Laser Camera)		

Test Mode	Channel (MHz)	Pulse Time (ms)	Total of Dwell (ms)	Period Time (s)	Limit (ms)	Result
2DH1	2441	0.389	124.48	31.60	**400**	**PASS**
2DH3	2441	1.641	262.56	31.60	**400**	**PASS**
2DH5	2441	2.892	308.48	31.60	**400**	**PASS**

2DH1 Total of Dwell= Pulse Time(1600/2)*31.6/79*

2DH3 Total of Dwell= Pulse Time(1600/4)*31.6/79*

2DH5 Total of Dwell= Pulse Time(1600/6)*31.6/79*

8-DPSK Hopping Mode 2DH1

2441 MHz

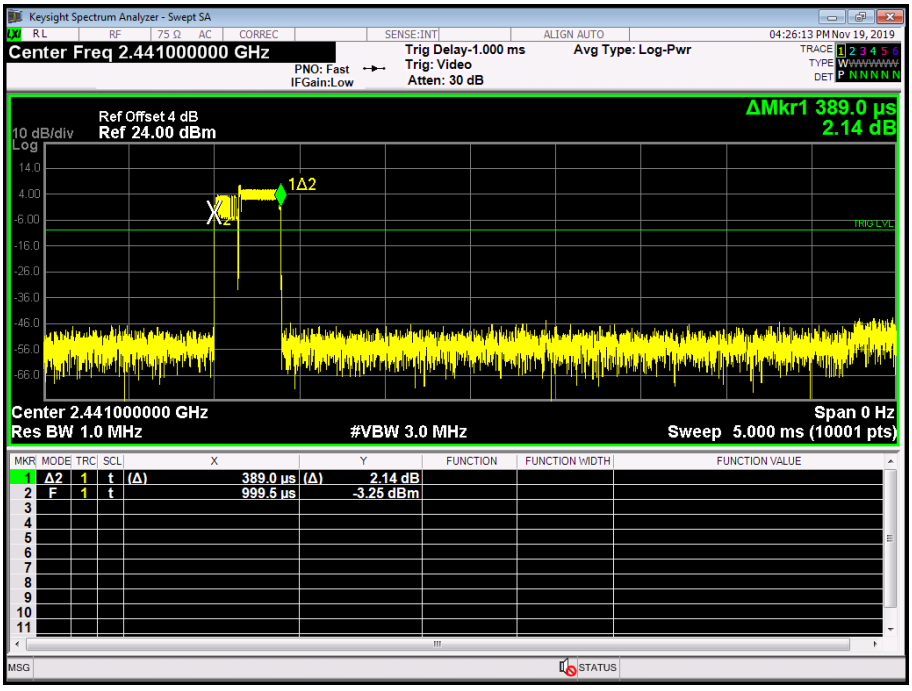

8-DPSK Hopping Mode 2DH3

2441 MHz

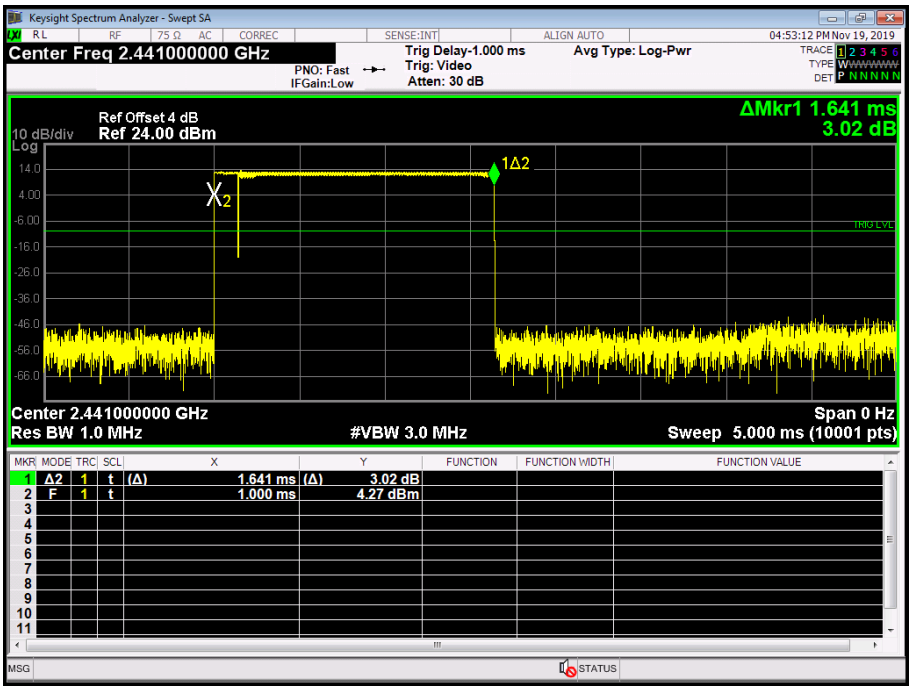

8-DPSK Hopping Mode 2DH5

2441 MHz

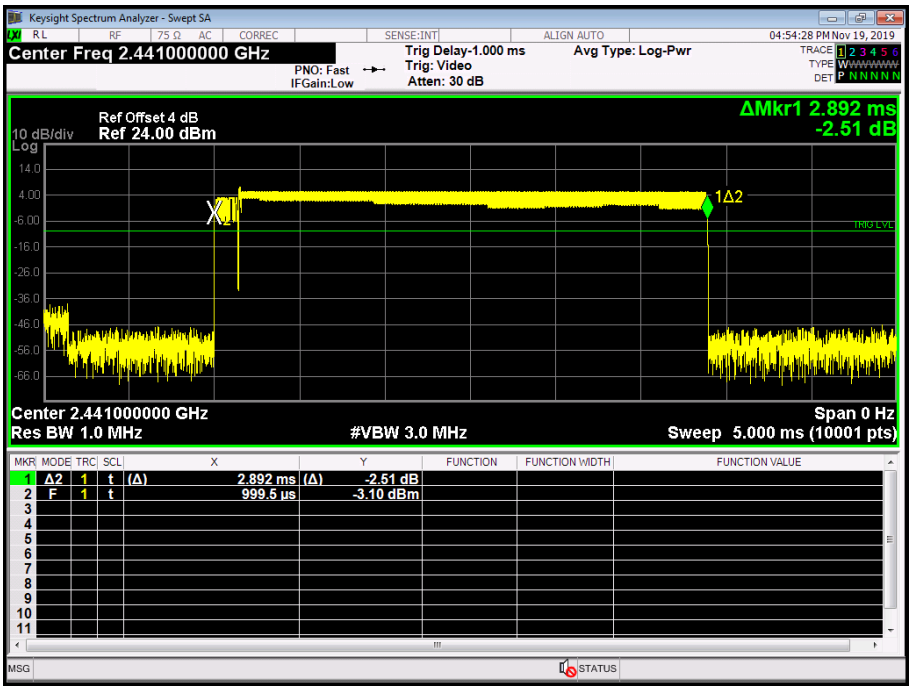

Temperature:	25℃	Relative Humidity:	55%
Test Voltage:	AC 120V/60Hz		
Test Mode:	Hopping Mode (GFSK) (Control Screen)		

Test Mode	Channel (MHz)	Pulse Time (ms)	Total of Dwell (ms)	Period Time (s)	Limit (ms)	Result
1DH1	2441	0.371	118.72	31.60	**400**	**PASS**
1DH3	2441	1.638	262.08	31.60	**400**	**PASS**
1DH5	2441	2.886	307.84	31.60	**400**	**PASS**

1DH1 Total of Dwell= Pulse Time(1600/2)*31.6/79*

1DH3 Total of Dwell= Pulse Time(1600/4)*31.6/79*

1DH5 Total of Dwell= Pulse Time(1600/6)*31.6/79*

GFSK Hopping Mode 1DH1

2441 MHz

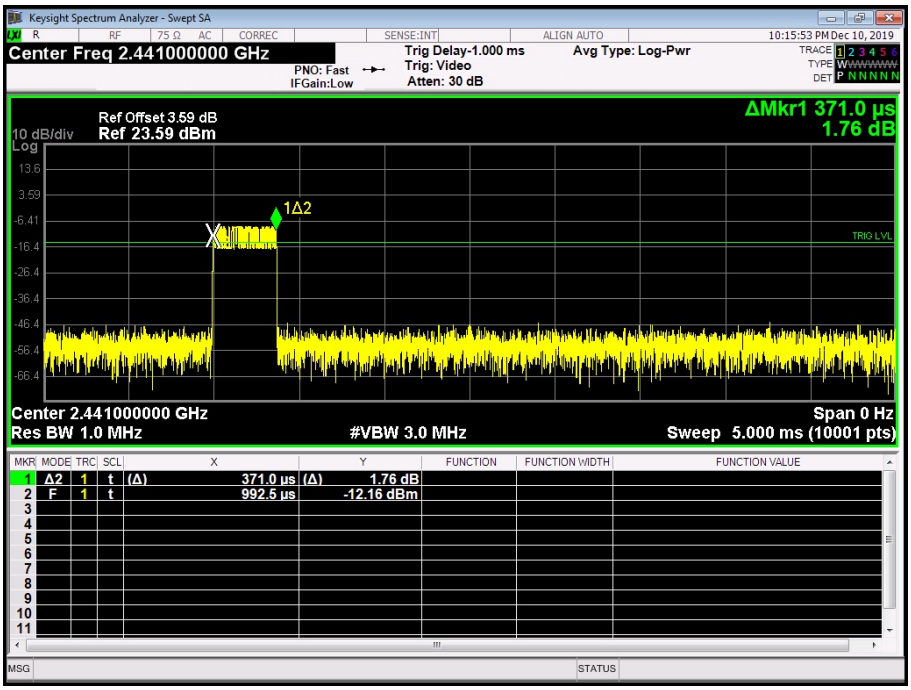

GFSK Hopping Mode 1DH3

2441 MHz

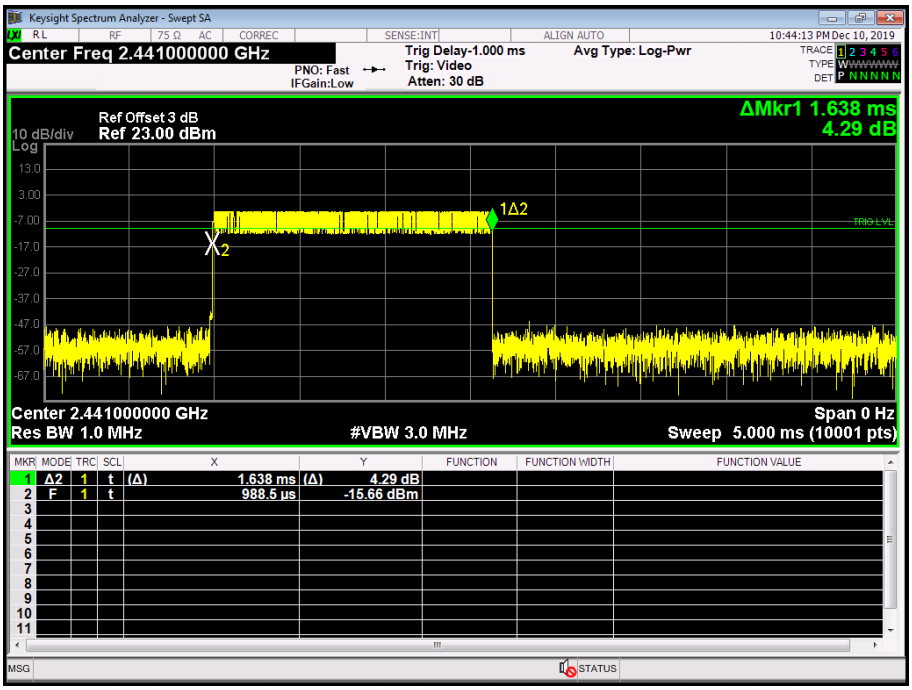

GFSK Hopping Mode 1DH5

2441 MHz

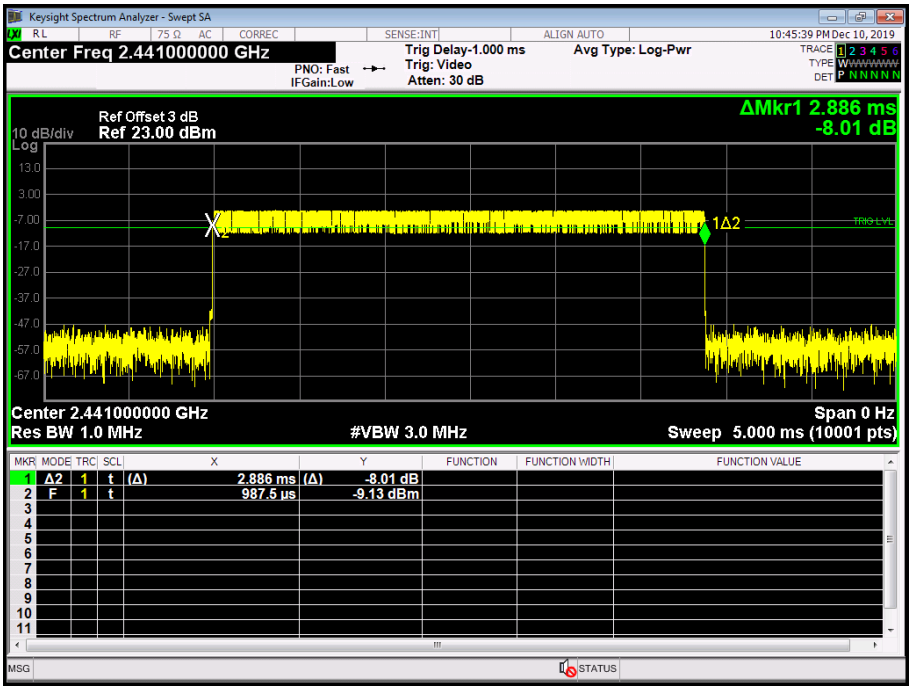

Temperature:	25℃			Relative Humidity:	55%	
Test Voltage:	AC 120V/60Hz					
Test Mode:	Hopping Mode (π/4-DQPSK) (Control Screen)					
Test Mode	Channel (MHz)	Pulse Time (ms)	Total of Dwell (ms)	Period Time (s)	Limit (ms)	Result
2DH1	2441	0.388	124.16	31.60	**400**	**PASS**
2DH3	2441	1.640	262.40	31.60	**400**	**PASS**
2DH5	2441	2.888	308.05	31.60	**400**	**PASS**

2DH1 Total of Dwell= Pulse Time(1600/2)*31.6/79*

2DH3 Total of Dwell= Pulse Time(1600/4)*31.6/79*

2DH5 Total of Dwell= Pulse Time(1600/6)*31.6/79*

π/4-DQPSK Hopping Mode 2DH1

2441 MHz

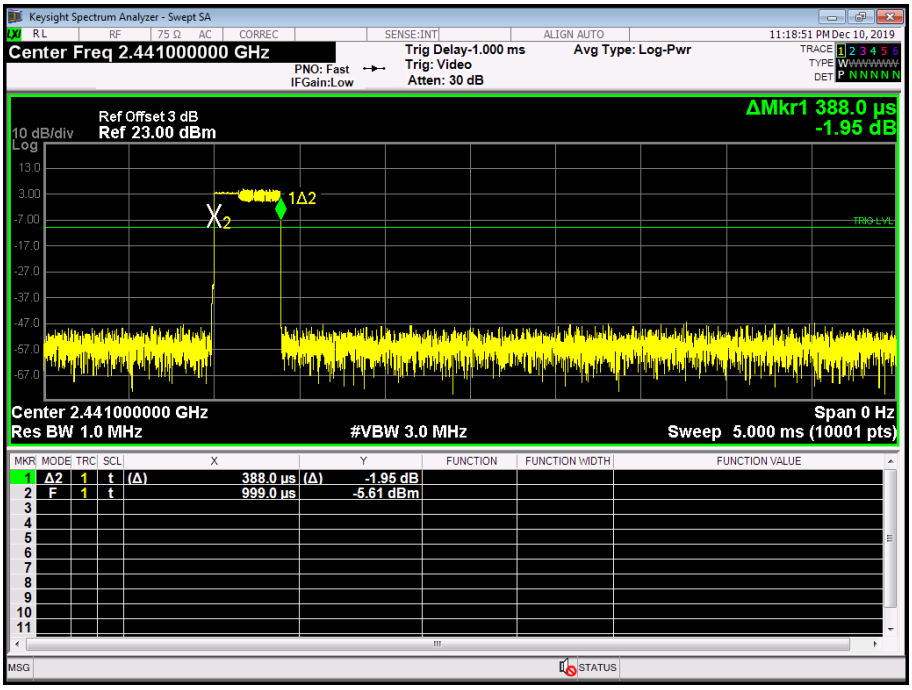

π /4-DQPSK Hopping Mode 2DH3

2441 MHz

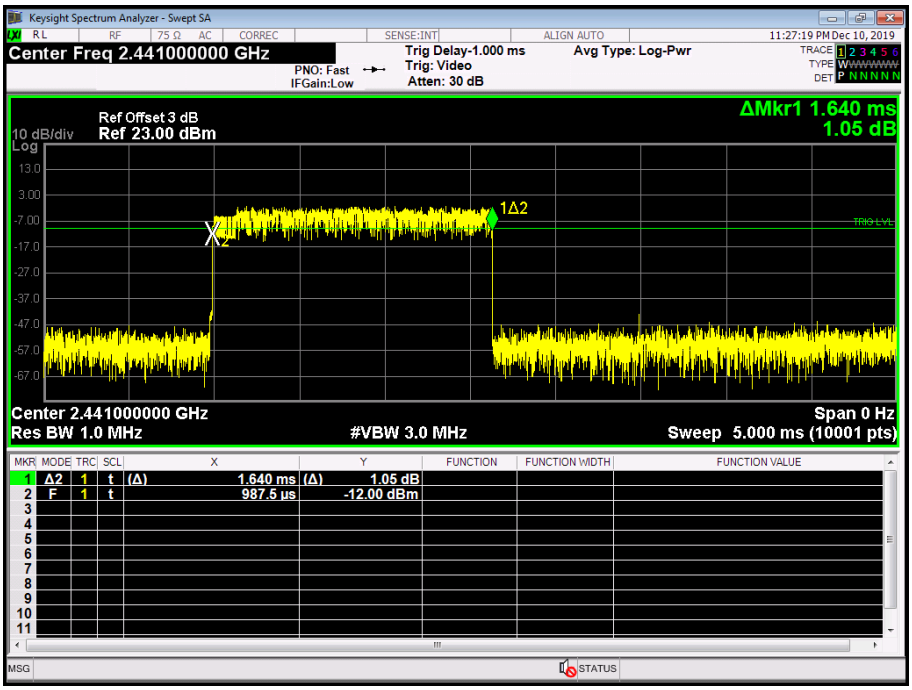

π /4-DQPSK Hopping Mode 2DH5

2441 MHz

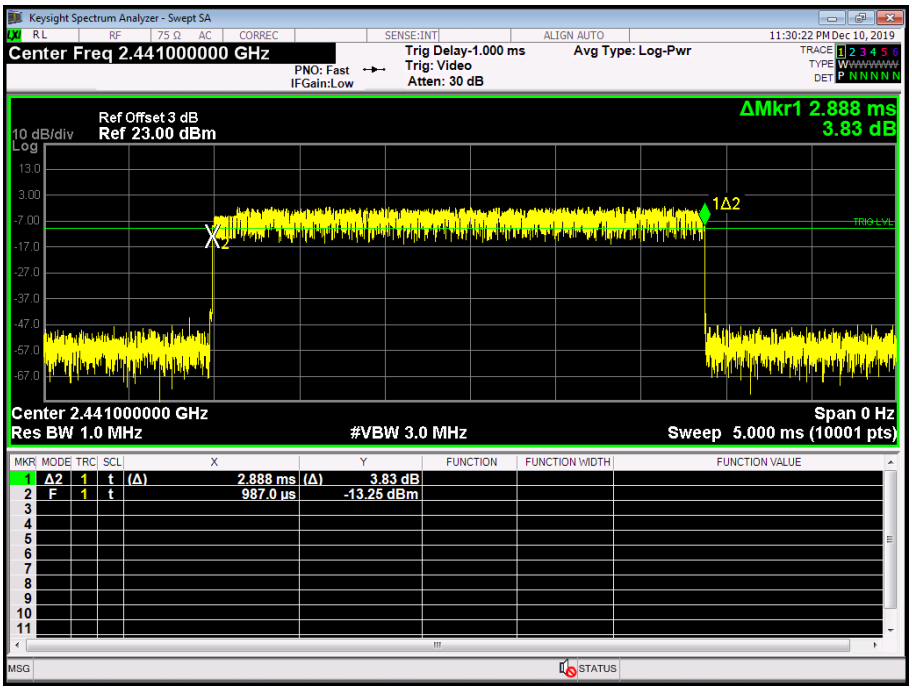

Temperature:	25℃	Relative Humidity:	55%
Test Voltage:	AC 120V/60Hz		
Test Mode:	Hopping Mode (8-DPSK) (Control Screen)		

Test Mode	Channel (MHz)	Pulse Time (ms)	Total of Dwell (ms)	Period Time (s)	Limit (ms)	Result
2DH1	2441	0.3875	124.00	31.60	**400**	**PASS**
2DH3	2441	1.639	262.24	31.60	**400**	**PASS**
2DH5	2441	2.886	307.84	31.60	**400**	**PASS**

2DH1 Total of Dwell= Pulse Time(1600/2)*31.6/79*

2DH3 Total of Dwell= Pulse Time(1600/4)*31.6/79*

2DH5 Total of Dwell= Pulse Time(1600/6)*31.6/79*

8-DPSK Hopping Mode 2DH1

2441 MHz

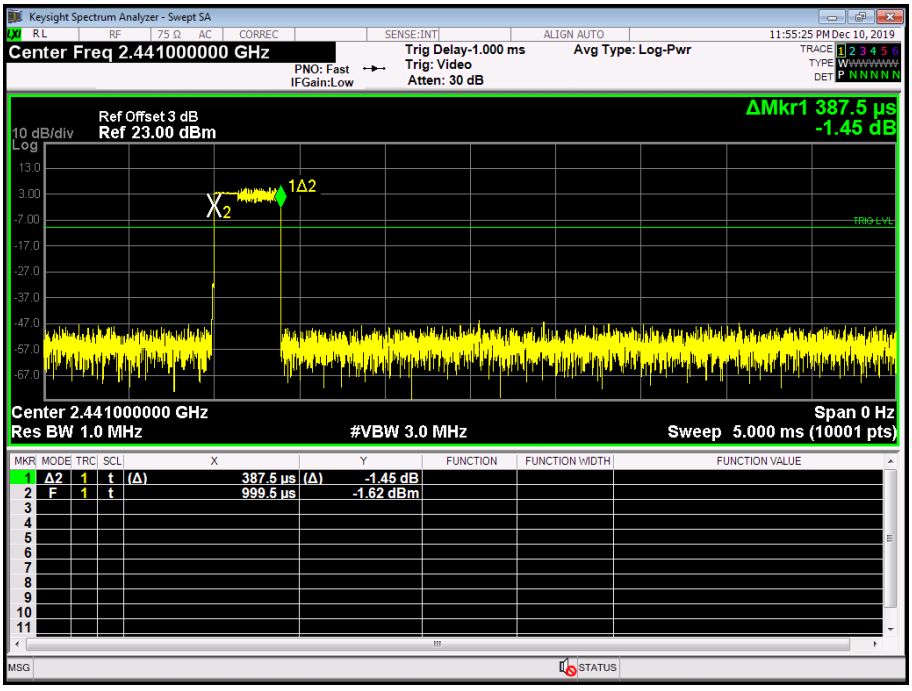

8-DPSK Hopping Mode 2DH3

2441 MHz

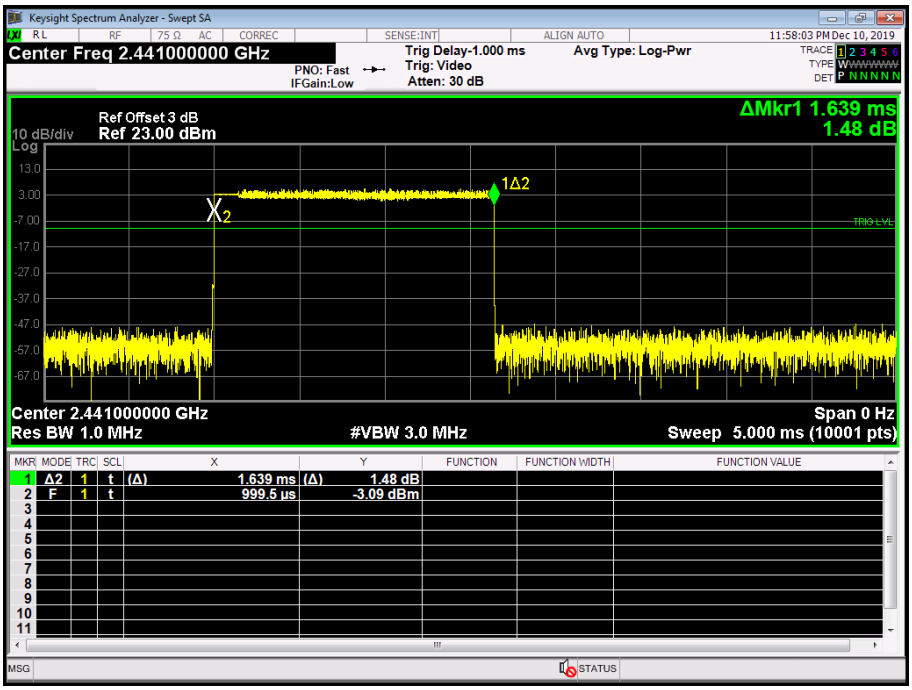

8-DPSK Hopping Mode 2DH5

2441 MHz

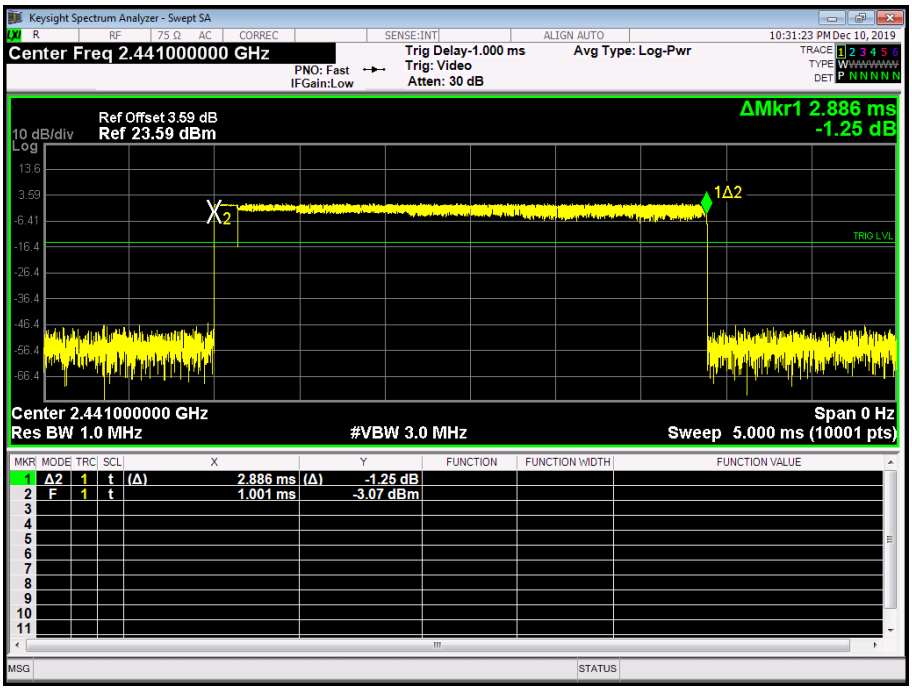

Attachment F-- Channel Separation and Bandwidth Test Data

----Bandwidth

Temperature:	25℃	Relative Humidity:	55%
Test Voltage:	AC 120V/60Hz		
Test Mode:	TX Mode (GFSK) (Laser Camera)		

Channel frequency (MHz)	99% OBW (kHz)	20dB Bandwidth (kHz)	20dB Bandwidth *2/3 (kHz)
2402	992.47	1031	687.33
2441	994.31	1031	687.33
2480	992.39	1030	686.67

GFSK TX Mode

2402 MHz

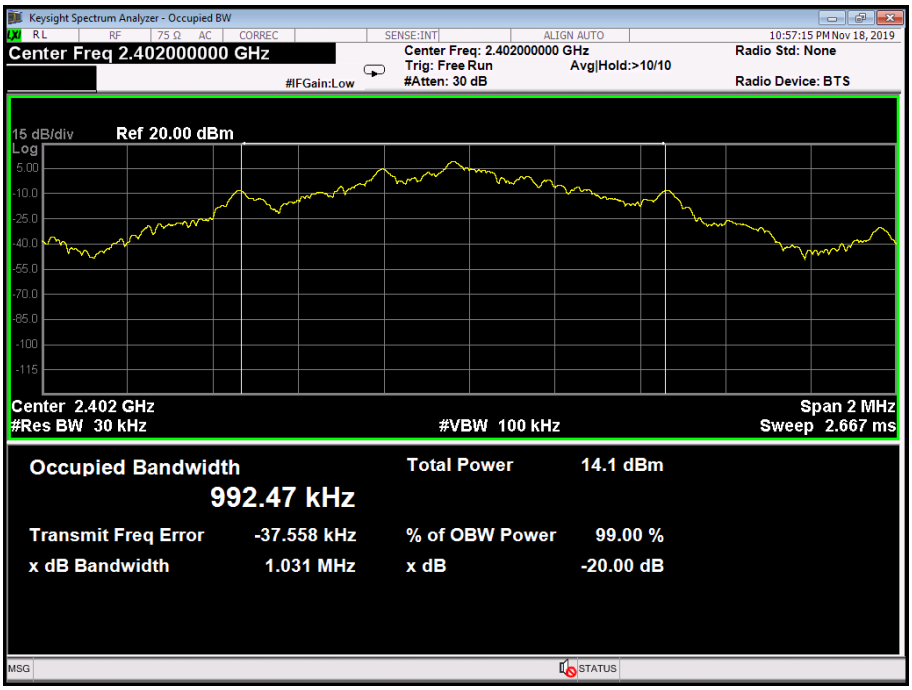

GFSK TX Mode

2441 MHz

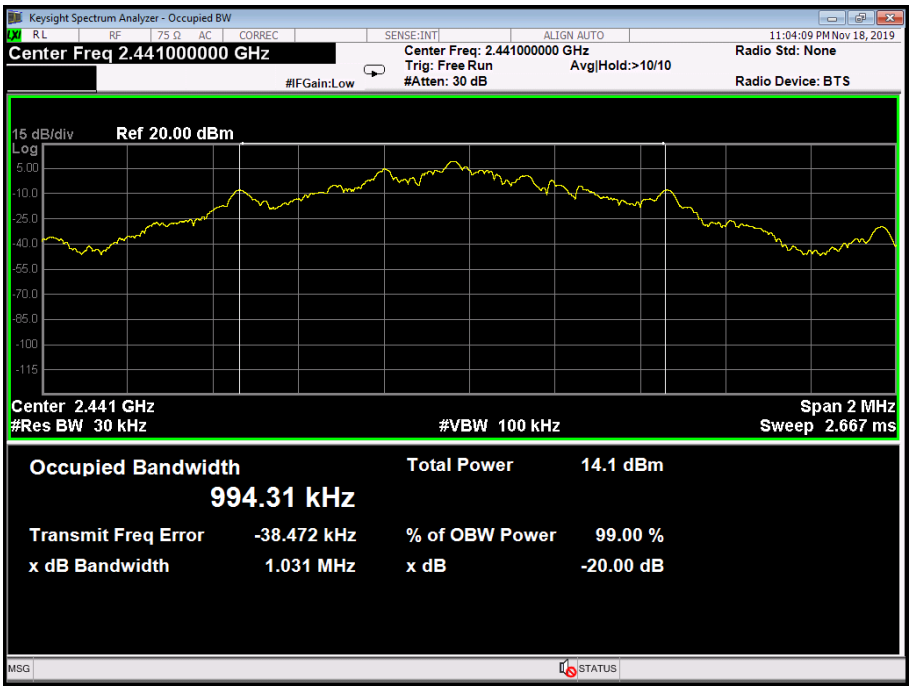

GFSK TX Mode

2480 MHz

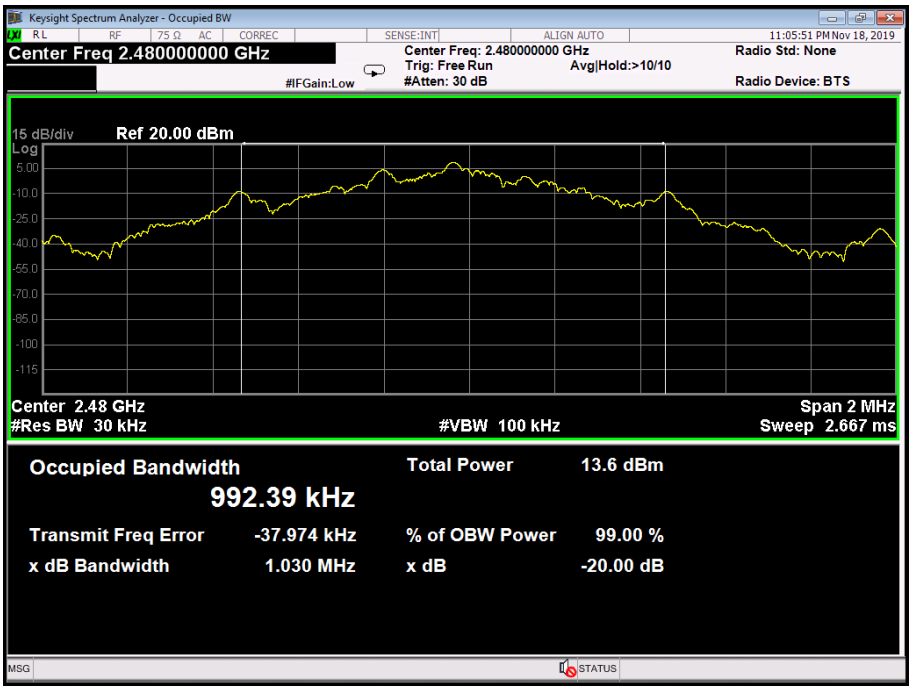

Temperature:	25℃	Relative Humidity:	55%
Test Voltage:	AC 120V/60Hz		
Test Mode:	TX Mode (π/4-DQPSK) (Laser Camera)		

Channel frequency (MHz)	99% OBW (kHz)	20dB Bandwidth (kHz)	20dB Bandwidth *2/3 (kHz)
2402	1069.8	1109	729.33
2441	1217.4	1294	862.67
2480	1217.9	1294	862.67

π/4-DQPSK TX Mode

2402 MHz

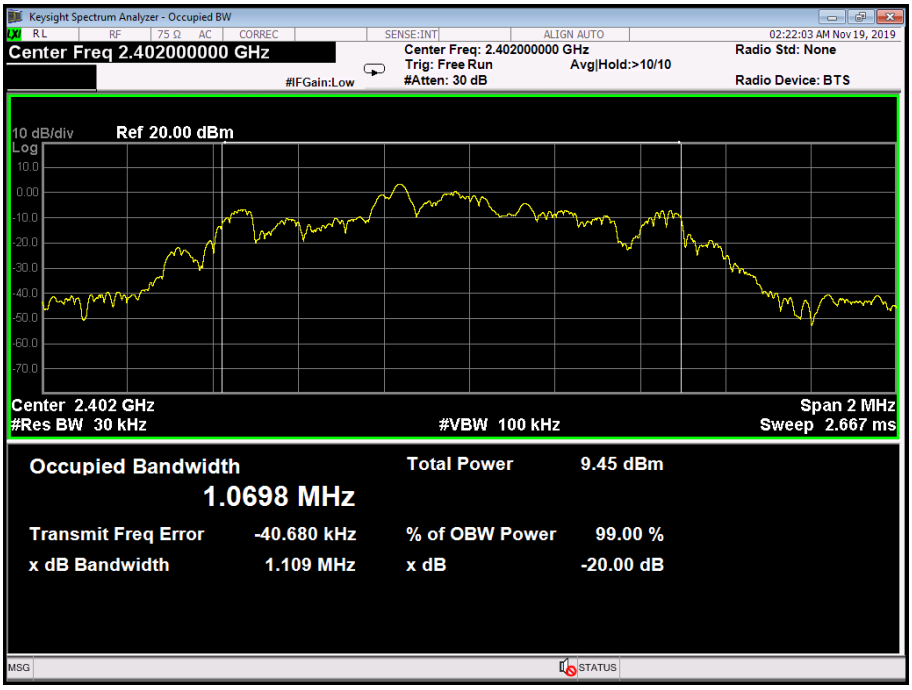

π /4-DQPSK TX Mode

2441 MHz

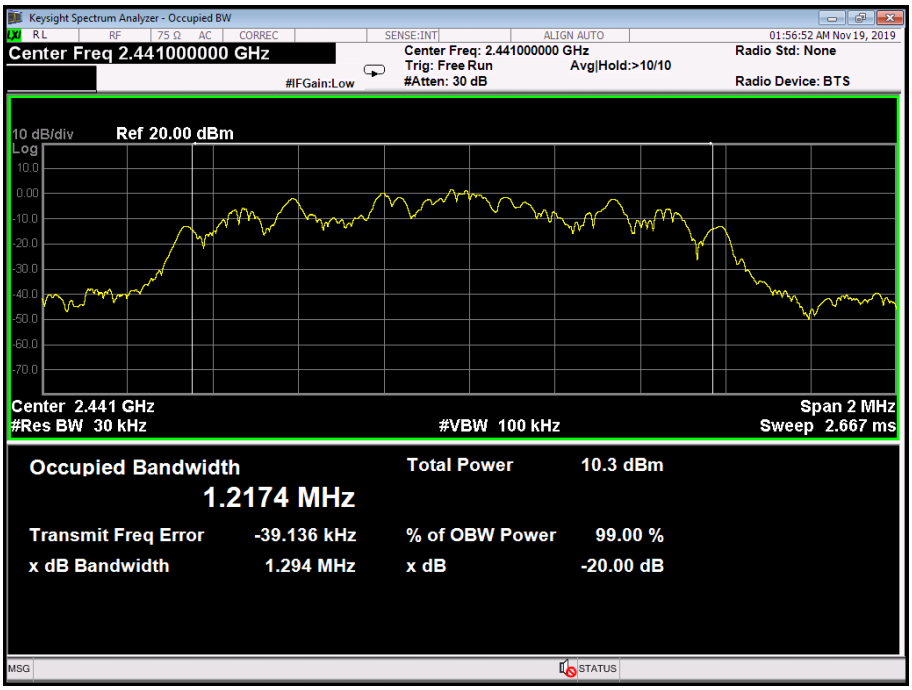

π /4-DQPSK TX Mode

2480 MHz

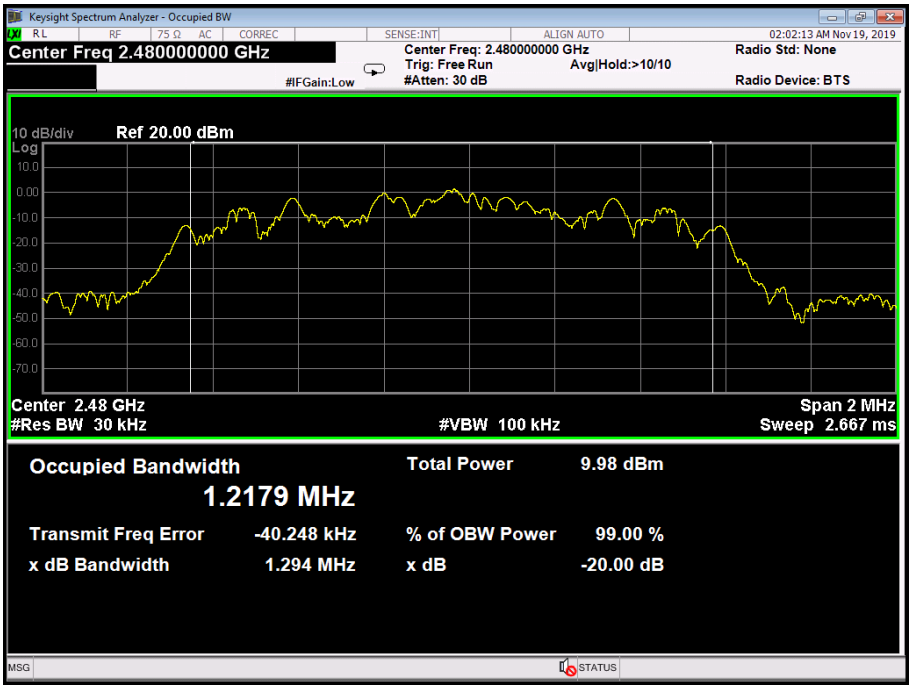

Temperature:	25℃	Relative Humidity:	55%
Test Voltage:	AC 120V/60Hz		
Test Mode:	TX Mode (8-DPSK) (Laser Camera)		

Channel frequency (MHz)	99% OBW (kHz)	20dB Bandwidth (kHz)	20dB Bandwidth *2/3 (kHz)
2402	1145.0	1233	822.00
2441	1144.5	1246	830.67
2480	1145.1	1238	825.33

8-DPSK TX Mode

2402 MHz

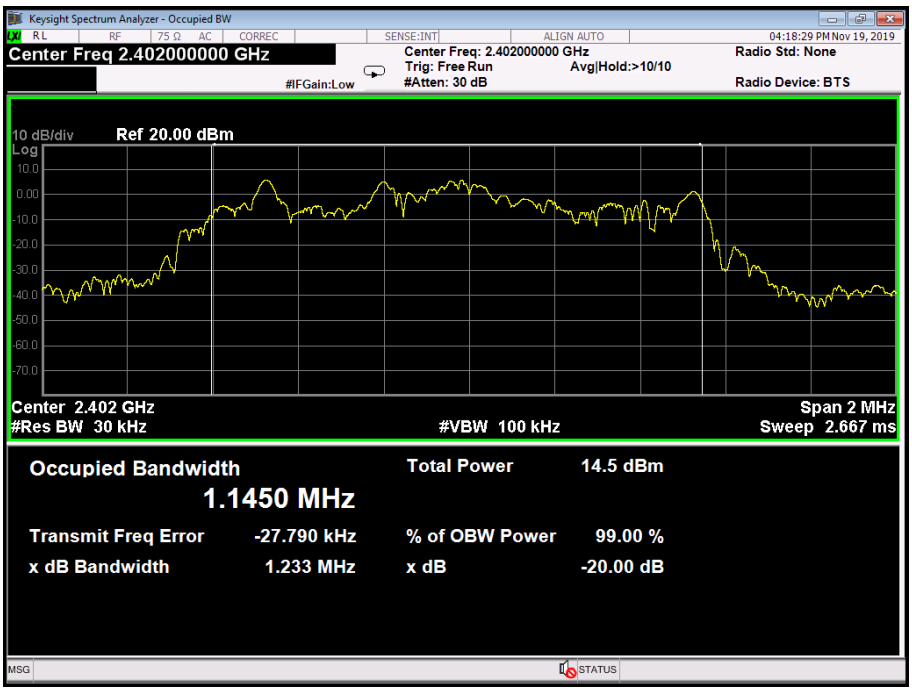

8-DPSK TX Mode

2441 MHz

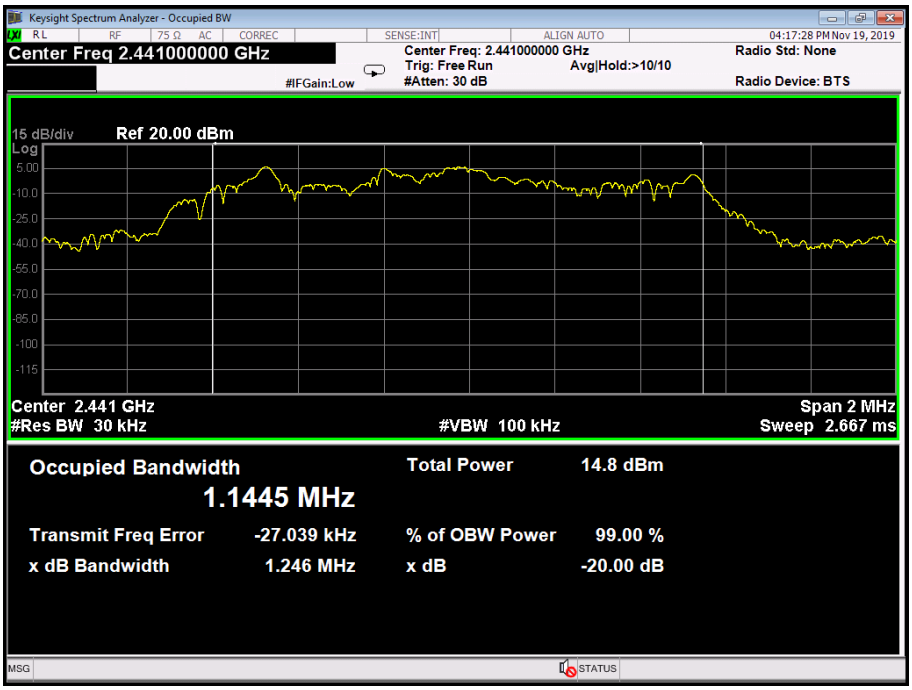

8-DPSK TX Mode

2480 MHz

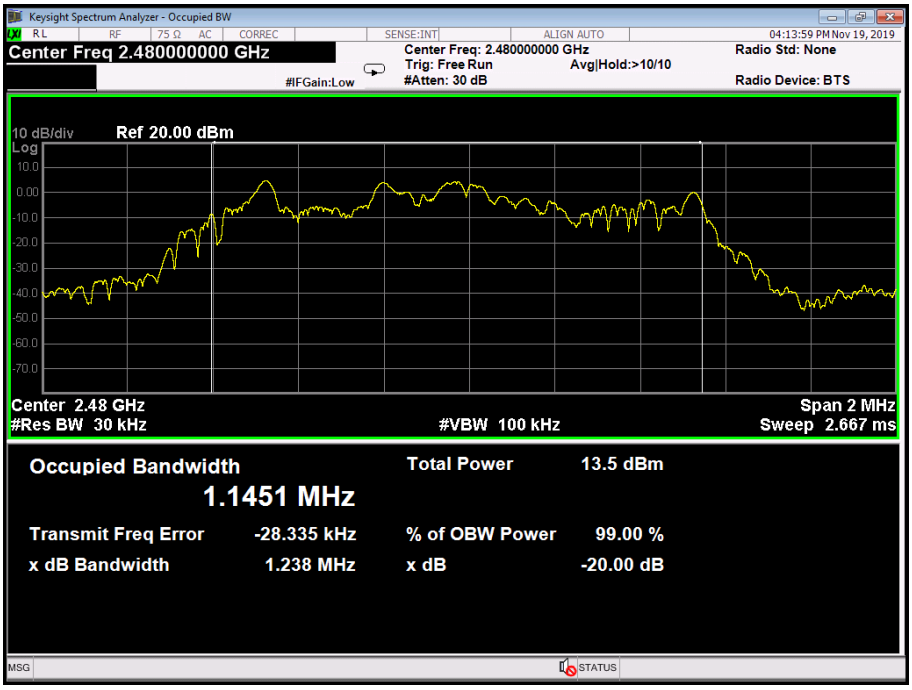

Temperature:	25℃	Relative Humidity:	55%
Test Voltage:	AC 120V/60Hz		
Test Mode:	TX Mode (GFSK) (Control Screen)		

Channel frequency (MHz)	99% OBW (kHz)	20dB Bandwidth (kHz)	20dB Bandwidth *2/3 (kHz)
2402	860.37	909.4	616.27
2441	867.92	898.3	598.87
2480	865.92	950.4	633.60

GFSK TX Mode

2402 MHz

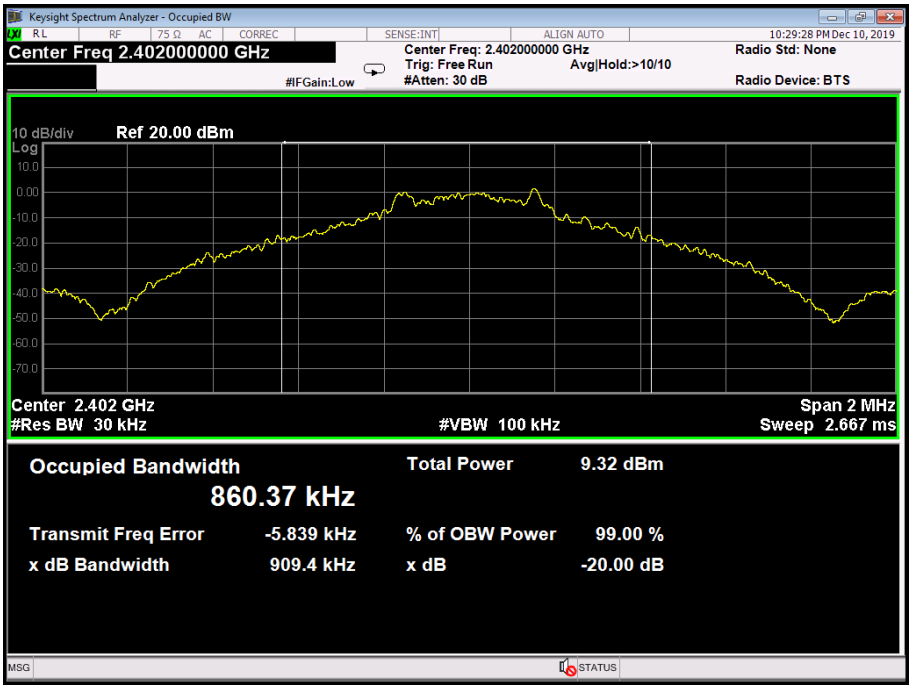

GFSK TX Mode

2441 MHz

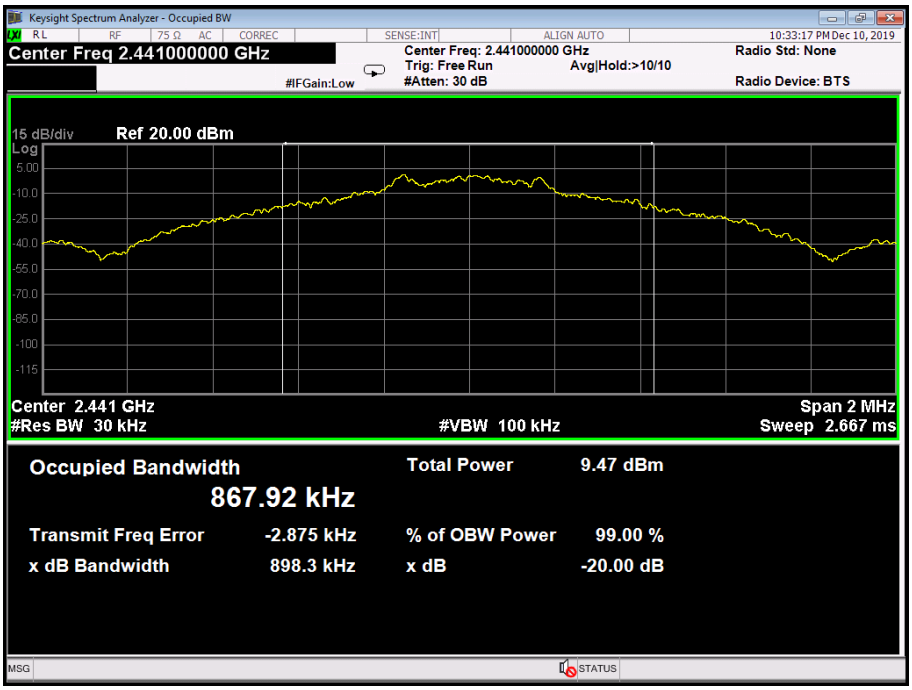

GFSK TX Mode

2480 MHz

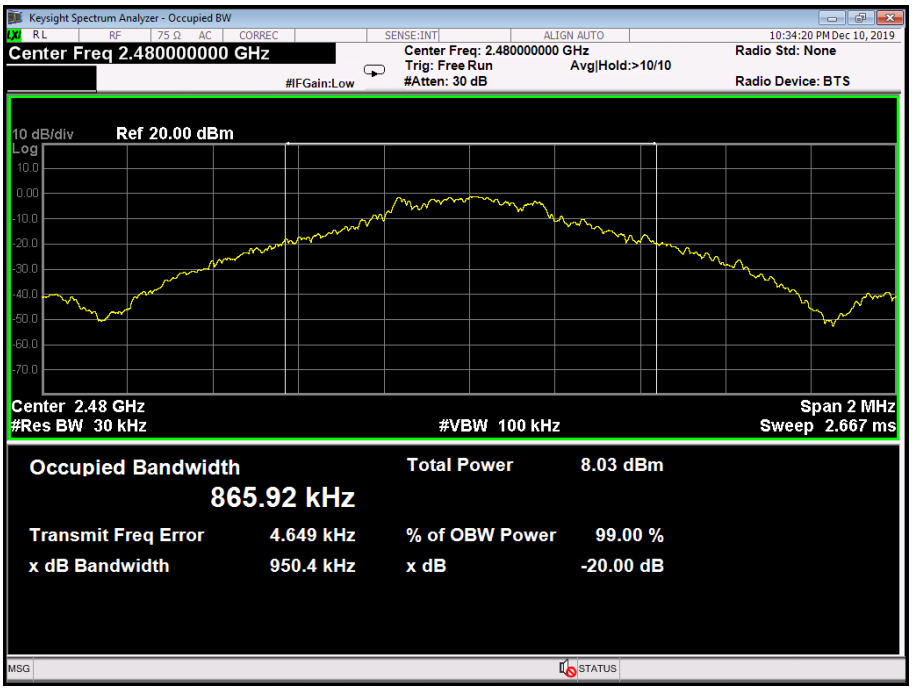

Temperature:	25℃	Relative Humidity:	55%
Test Voltage:	AC 120V/60Hz		
Test Mode:	TX Mode (π/4-DQPSK) (Control Screen)		

Channel frequency (MHz)	99% OBW (kHz)	20dB Bandwidth (kHz)	20dB Bandwidth *2/3 (kHz)
2402	1158.4	1252	834.67
2441	1172.9	1259	839.33
2480	1166.1	1269	846.00

π/4-DQPSK TX Mode

2402 MHz

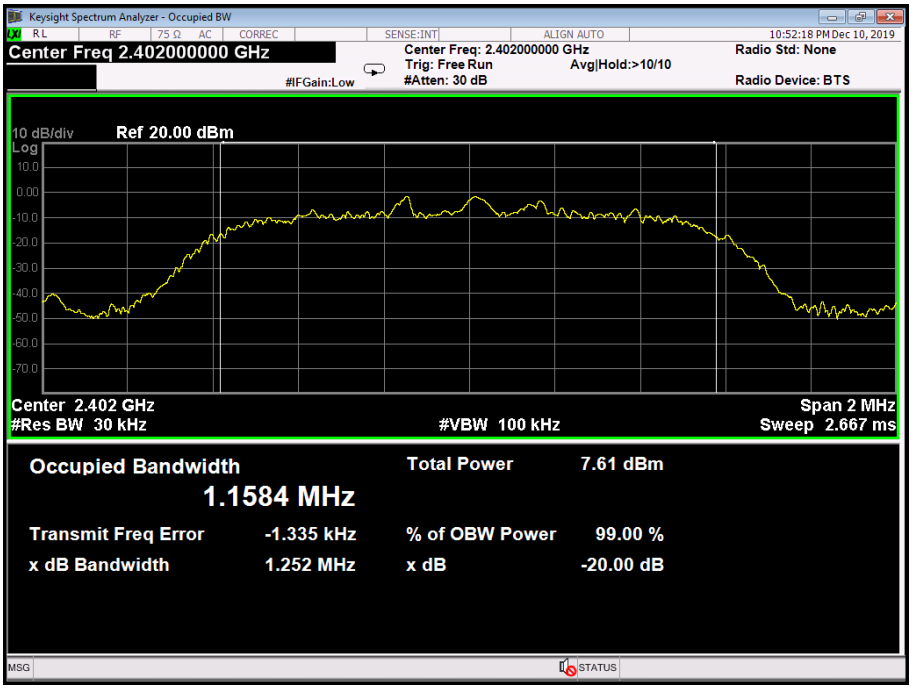

π /4-DQPSK TX Mode

2441 MHz

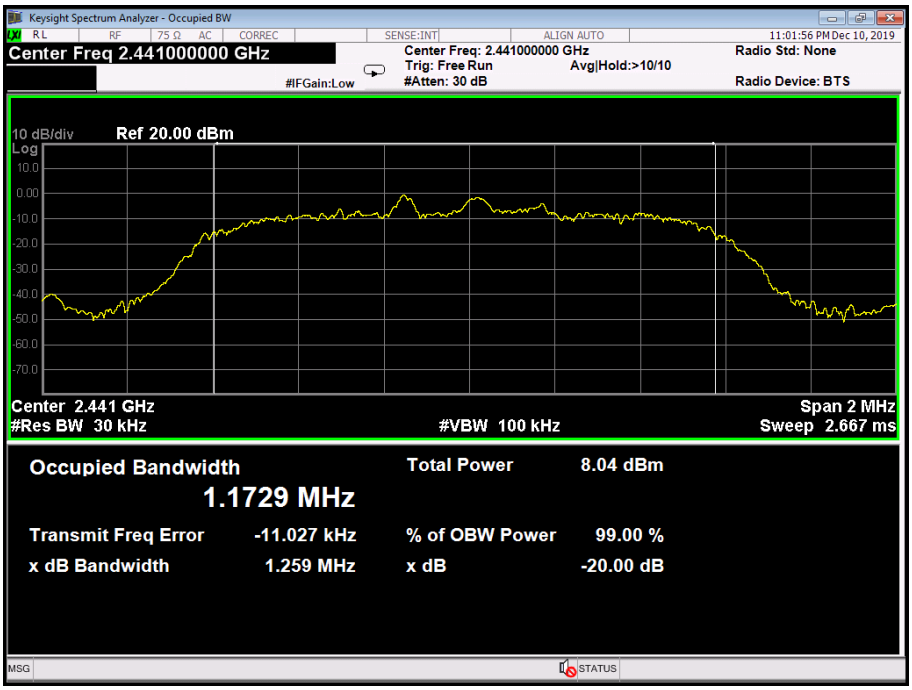

π /4-DQPSK TX Mode

2480 MHz

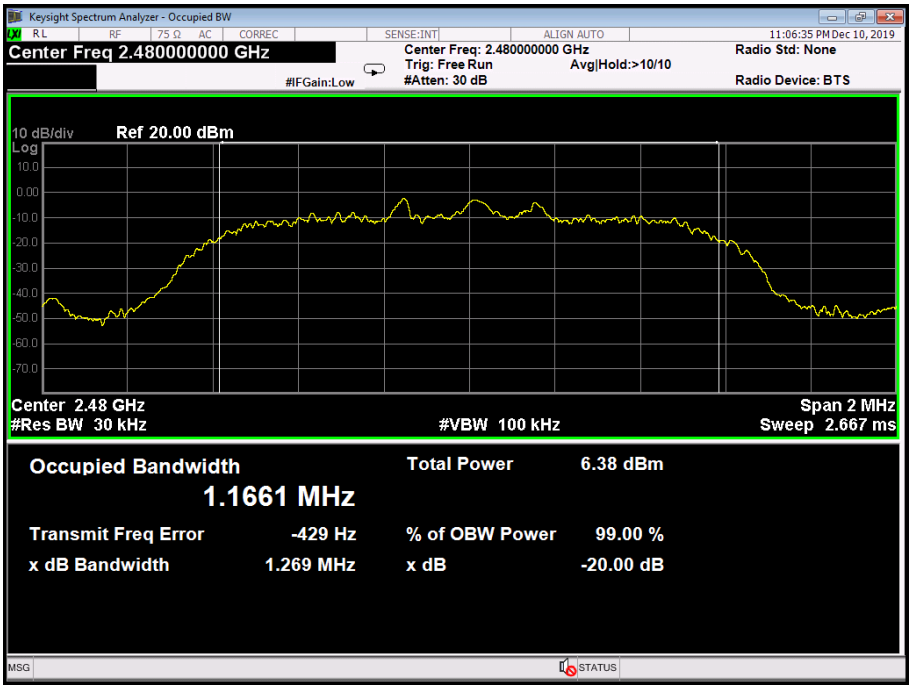

Temperature:	25℃	Relative Humidity:	55%
Test Voltage:	AC 120V/60Hz		
Test Mode:	TX Mode (8-DPSK) (Control Screen)		

Channel frequency (MHz)	99% OBW (kHz)	20dB Bandwidth (kHz)	20dB Bandwidth *2/3 (kHz)
2402	1177.3	1273	848.67
2441	1155.8	1259	839.33
2480	1158.7	1276	850.67

8-DPSK TX Mode

2402 MHz

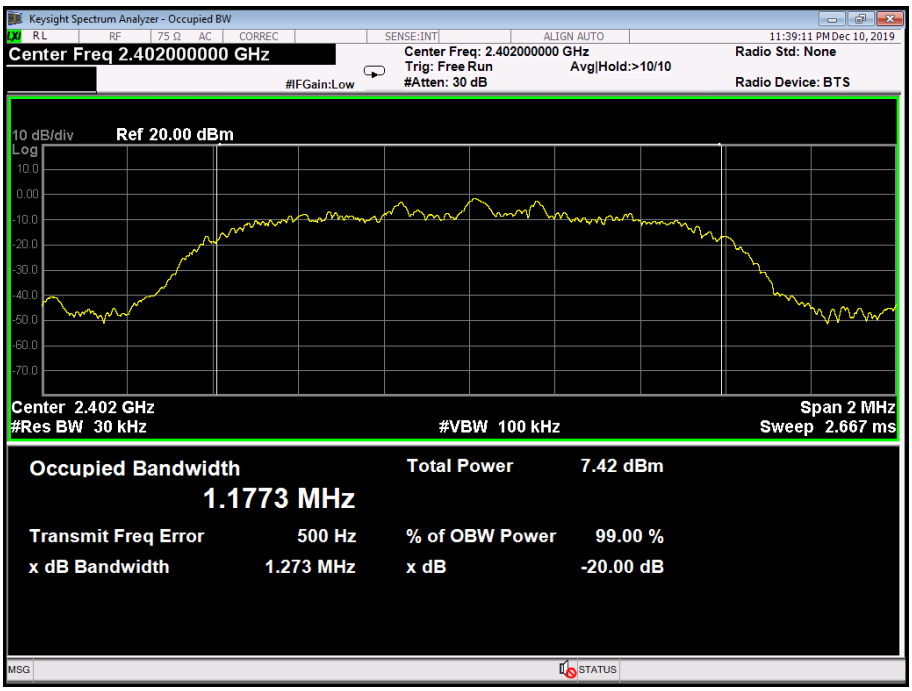

8-DPSK TX Mode

2441 MHz

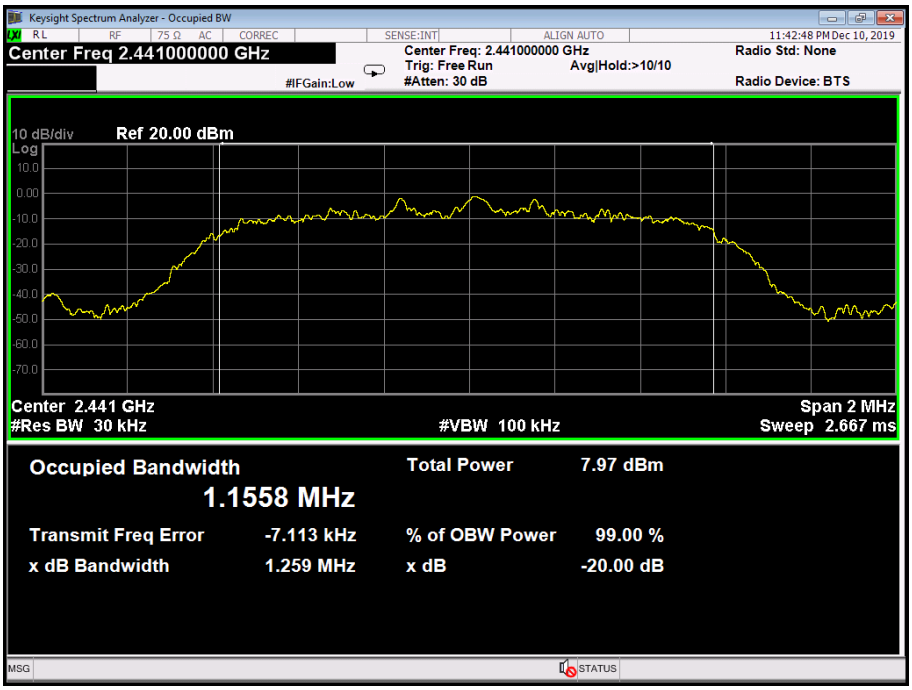

8-DPSK TX Mode

2480 MHz

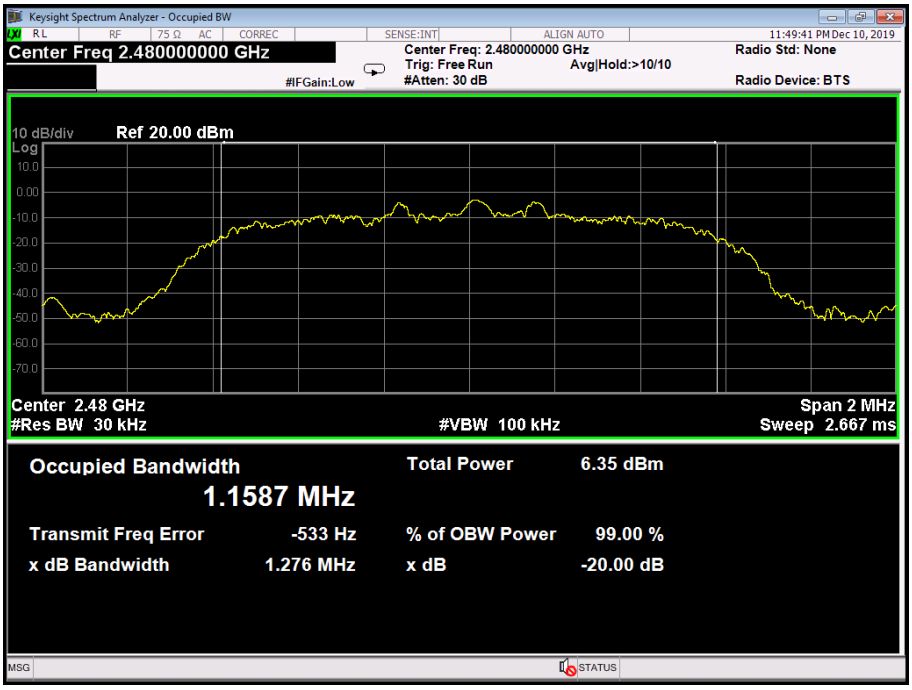

---- Channel Separation

Temperature:	25℃	Relative Humidity:	55%
Test Voltage:	AC 120V/60Hz		
Test Mode:	Hopping Mode (GFSK) (Laser Camera)		

Channel frequency (MHz)	Separation Read Value (kHz)	Separation Limit (kHz)
2402	1010	687.33
2441	990	687.33
2480	980	686.67

GFSK Hopping Mode

2402 MHz

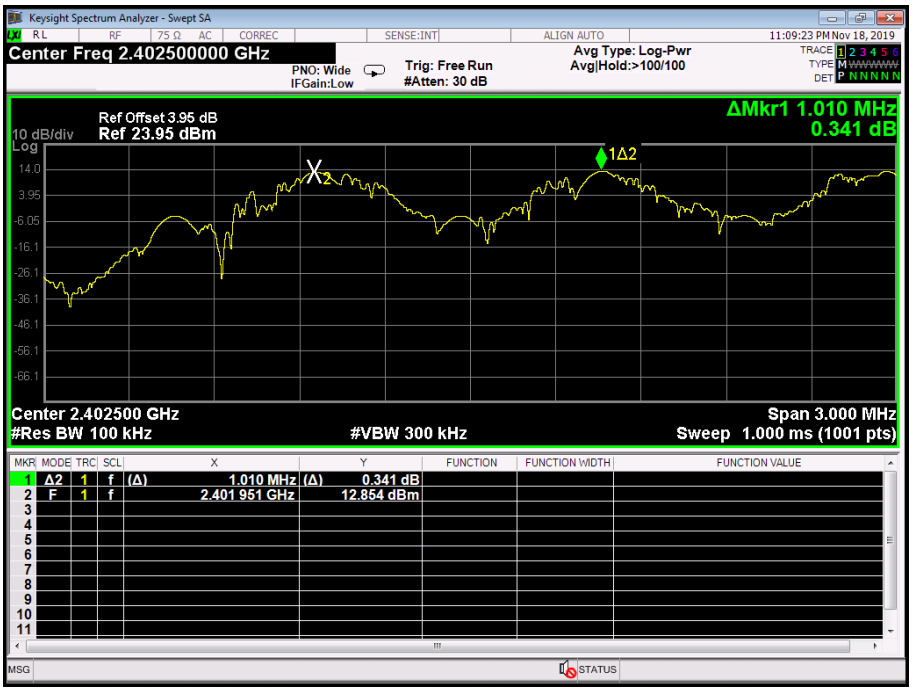

GFSK Hopping Mode

2441 MHz

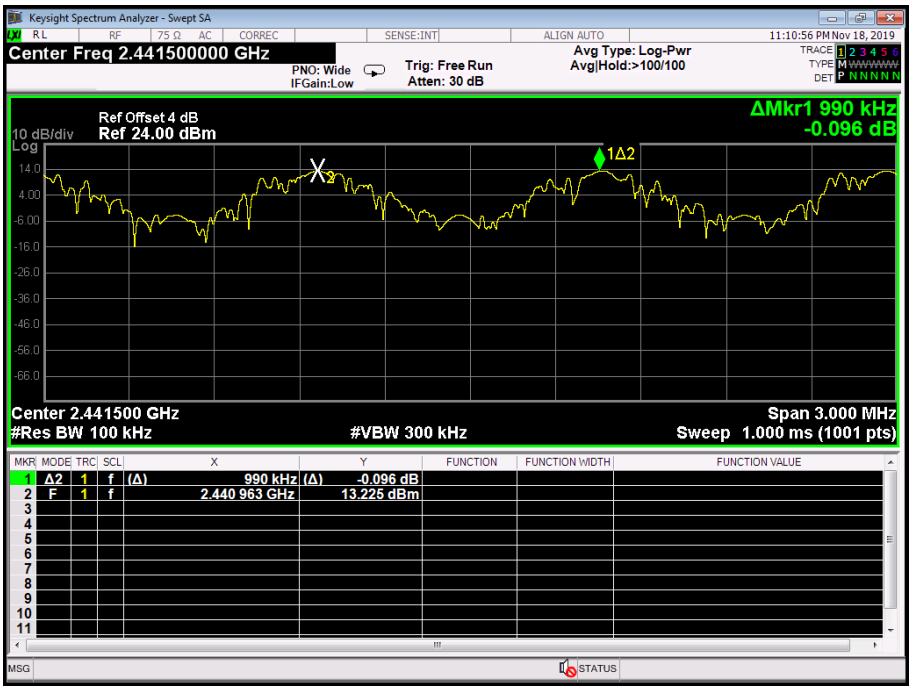

GFSK Hopping Mode

2480 MHz

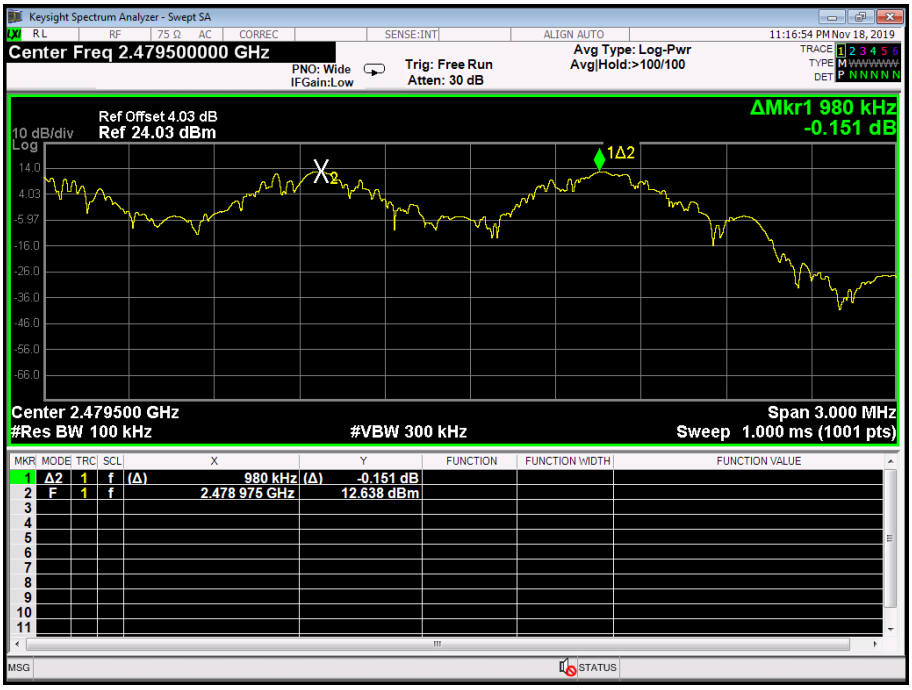

Temperature:	25℃	Relative Humidity:	55%
Test Voltage:	AC 120V/60Hz		
Test Mode:	Hopping Mode (π/4-DQPSK) (Laser Camera)		

Channel frequency (MHz)	Separation Read Value (kHz)	Separation Limit (kHz)
2402	980	729.33
2441	1020	862.67
2480	940	862.67
π/4-DQPSK Hopping Mode		
2402 MHz		

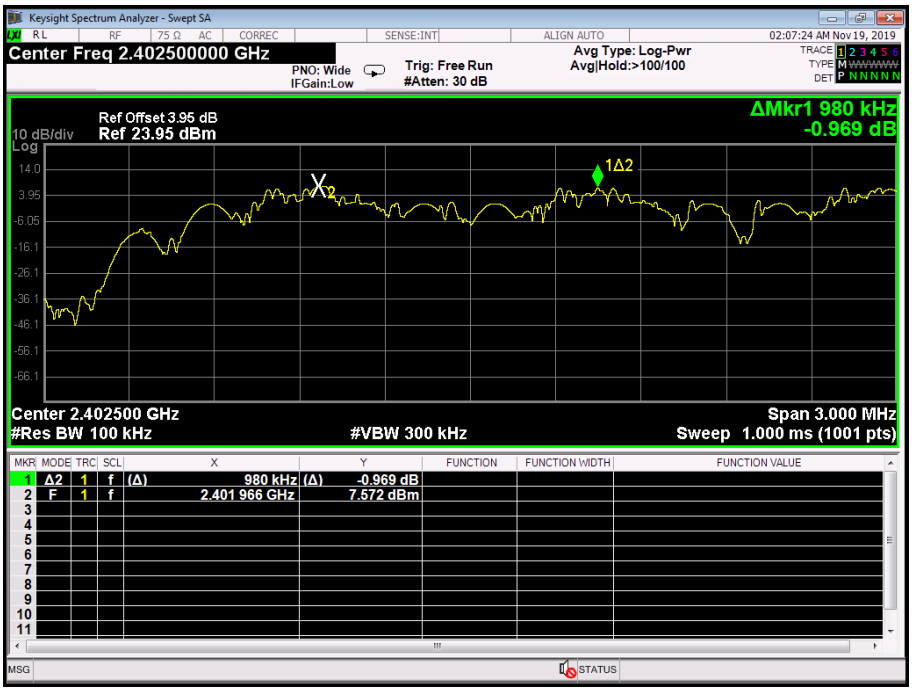

π /4-DQPSK Hopping Mode

2441 MHz

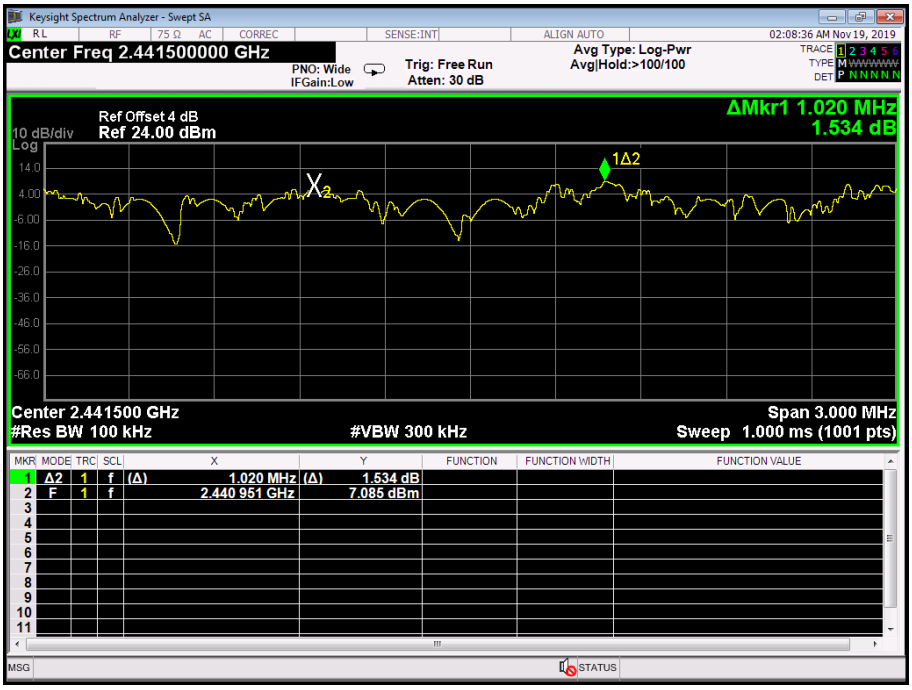

π /4-DQPSK Hopping Mode

2480 MHz

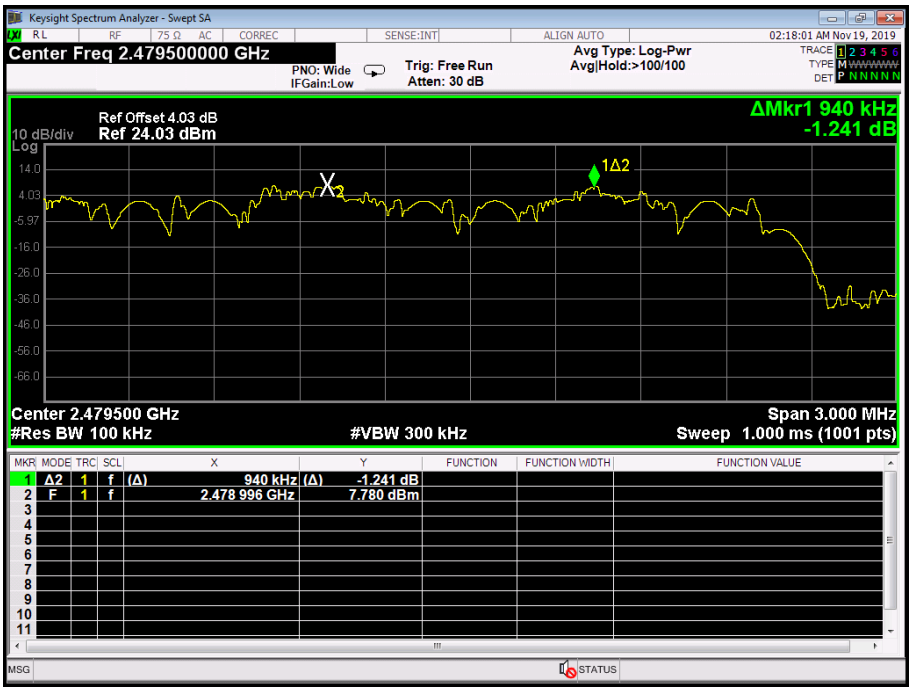

Temperature:	25℃	Relative Humidity:	55%
Test Voltage:	AC 120V/60Hz		
Test Mode:	Hopping Mode (8-DPSK) (Laser Camera)		

Channel frequency (MHz)	Separation Read Value (kHz)	Separation Limit (kHz)
2402	850	822.00
2441	1000	830.67
2480	860	825.33

8-DPSK Hopping Mode

2402 MHz

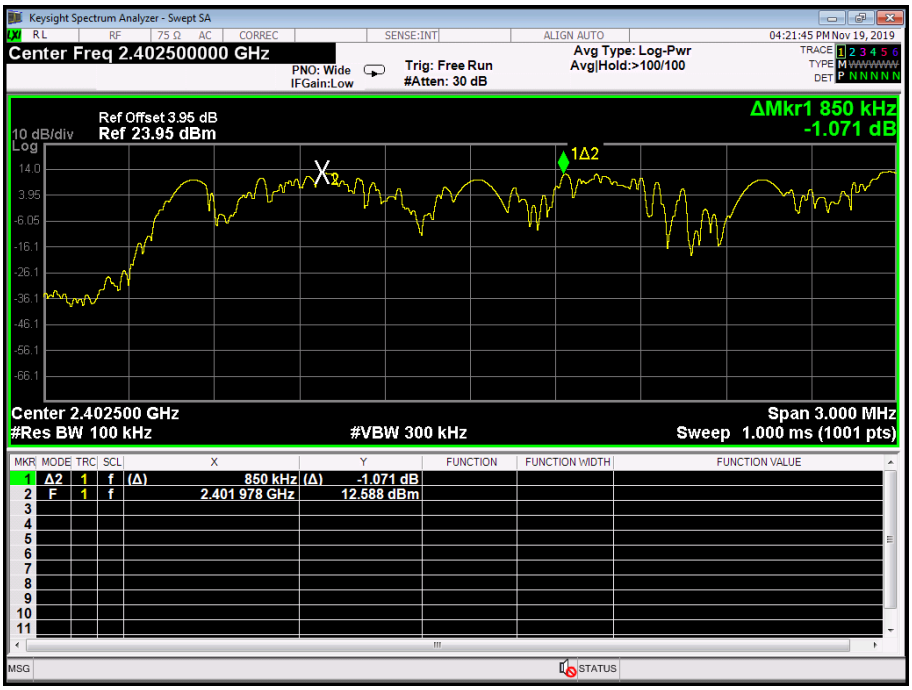

8-DPSK Hopping Mode

2441 MHz

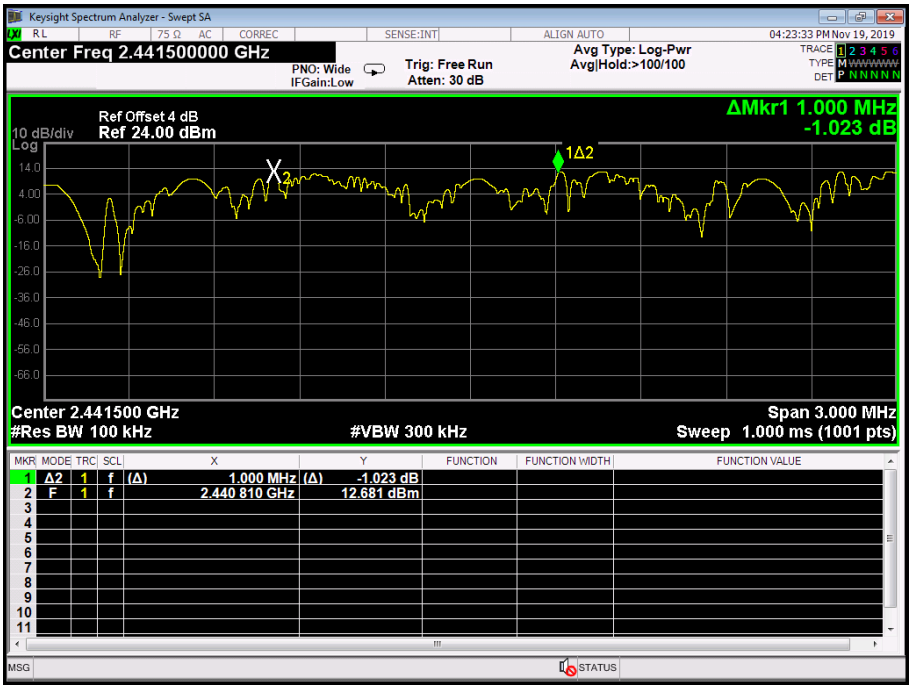

8-DPSK Hopping Mode

2480 MHz

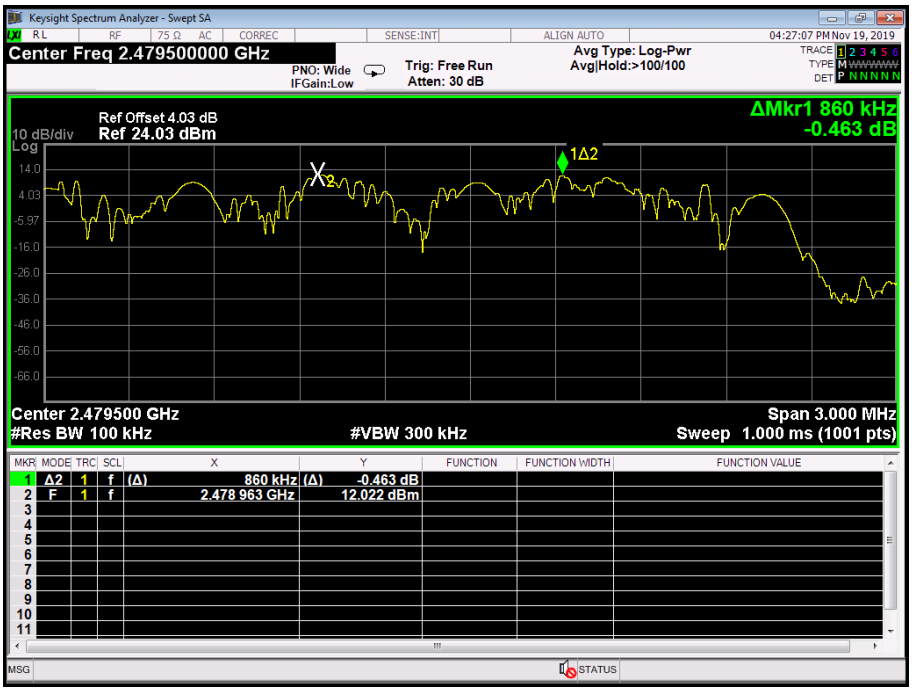

Temperature:	25℃	Relative Humidity:	55%
Test Voltage:	AC 120V/60Hz		
Test Mode:	Hopping Mode (GFSK) (Control Screen)		

Channel frequency (MHz)	Separation Read Value (kHz)	Separation Limit (kHz)
2402	850	616.27
2441	980	598.87
2480	830	633.60

GFSK Hopping Mode

2402 MHz

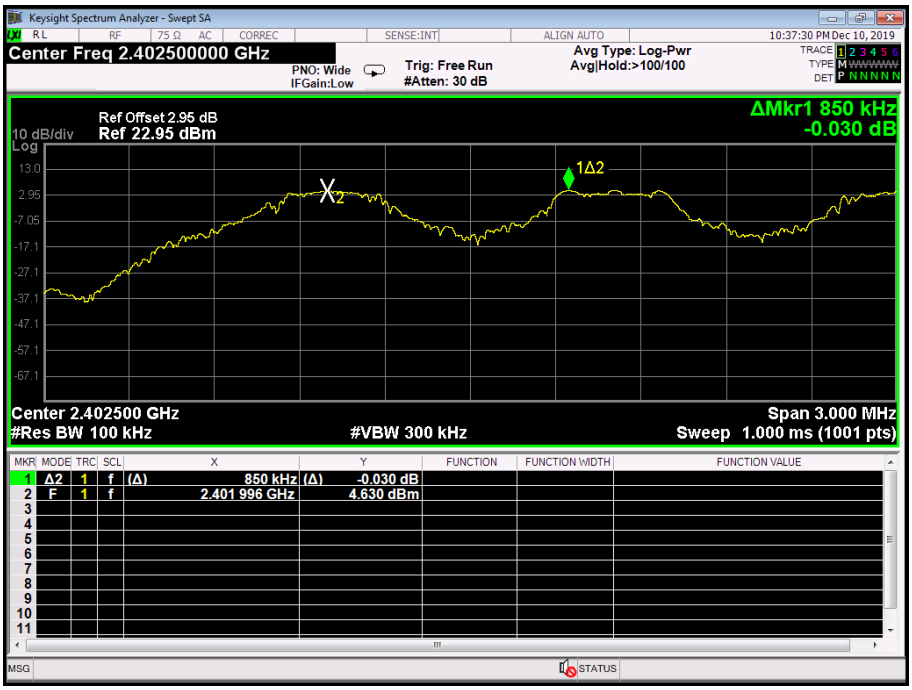

GFSK Hopping Mode

2441 MHz

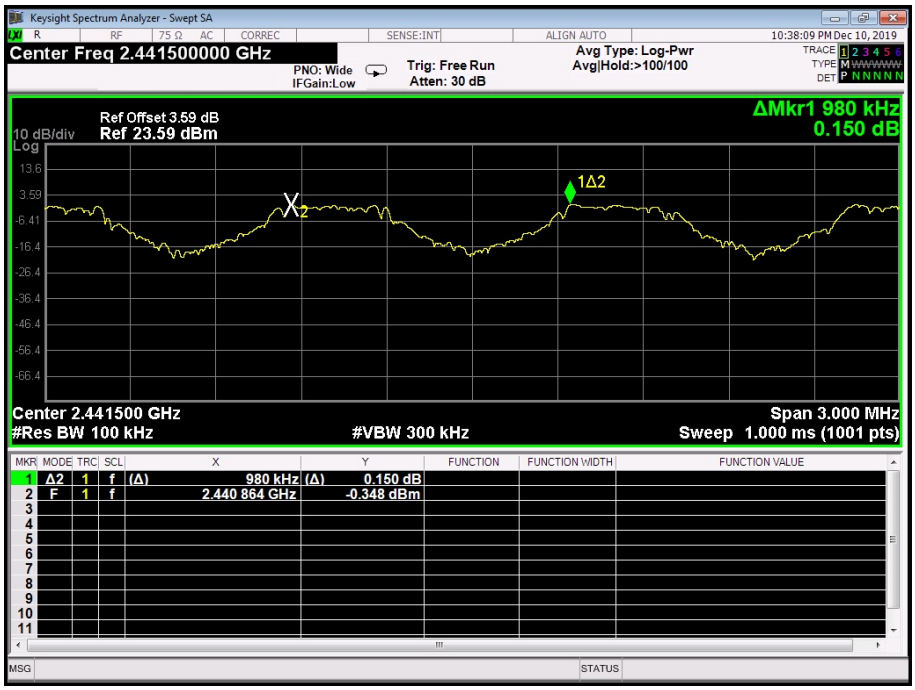

GFSK Hopping Mode

2480 MHz

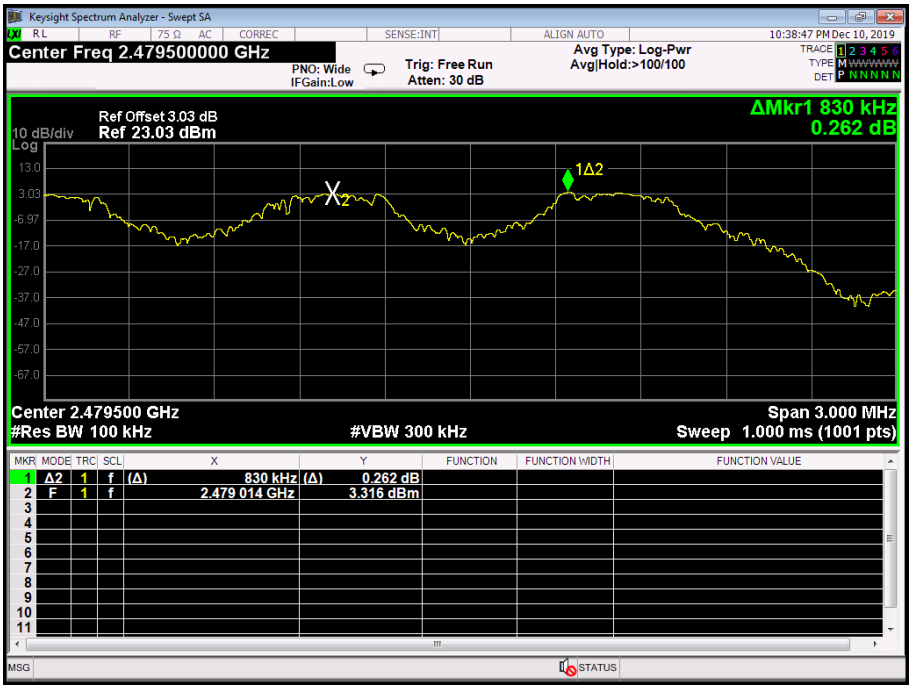

Temperature:	25℃	Relative Humidity:	55%
Test Voltage:	AC 120V/60Hz		
Test Mode:	Hopping Mode (π/4-DQPSK) (Control Screen)		

Channel frequency (MHz)	Separation Read Value (kHz)	Separation Limit (kHz)
2402	860	834.67
2441	1170	839.33
2480	1020	846.00

π/4-DQPSK Hopping Mode

2402 MHz

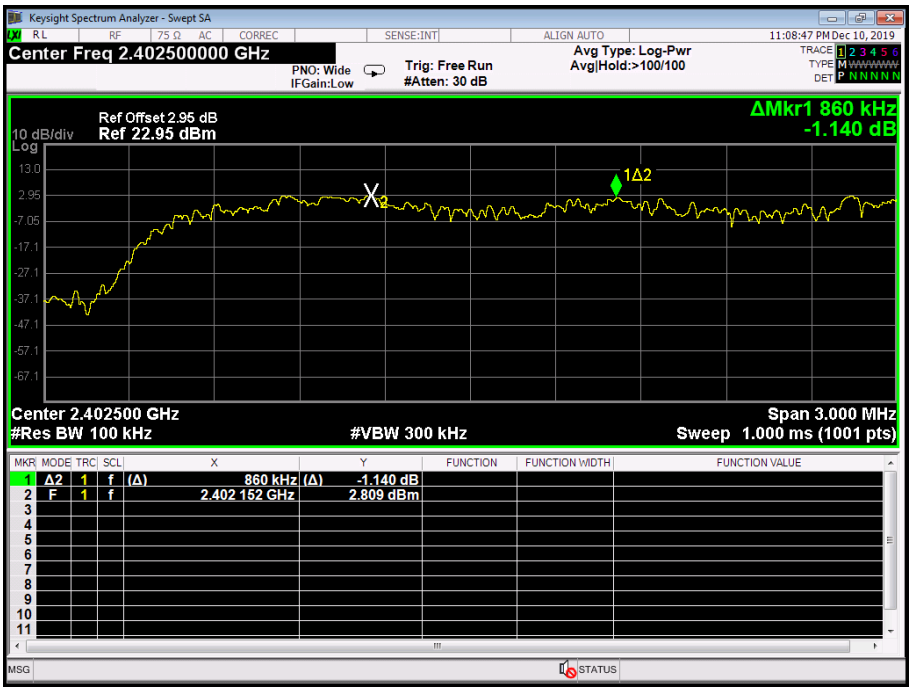

π /4-DQPSK Hopping Mode

2441 MHz

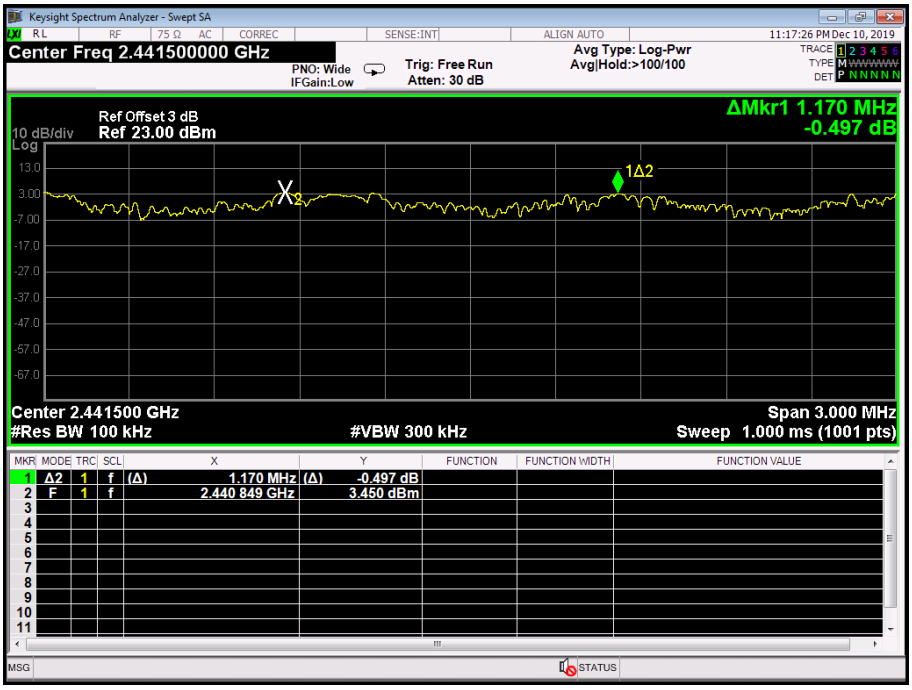

π /4-DQPSK Hopping Mode

2480 MHz

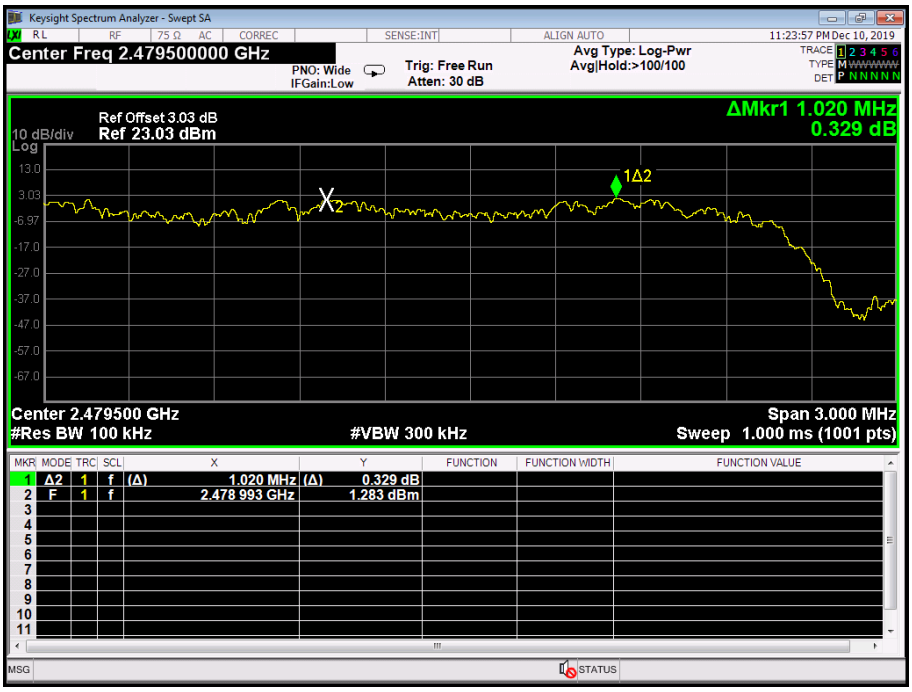

Temperature:	25℃	Relative Humidity:	55%
Test Voltage:	AC 120V/60Hz		
Test Mode:	Hopping Mode (8-DPSK) (Control Screen)		

Channel frequency (MHz)	Separation Read Value (kHz)	Separation Limit (kHz)
2402	1010	848.67
2441	1010	839.33
2480	1150	850.67

8-DPSK Hopping Mode

2402 MHz

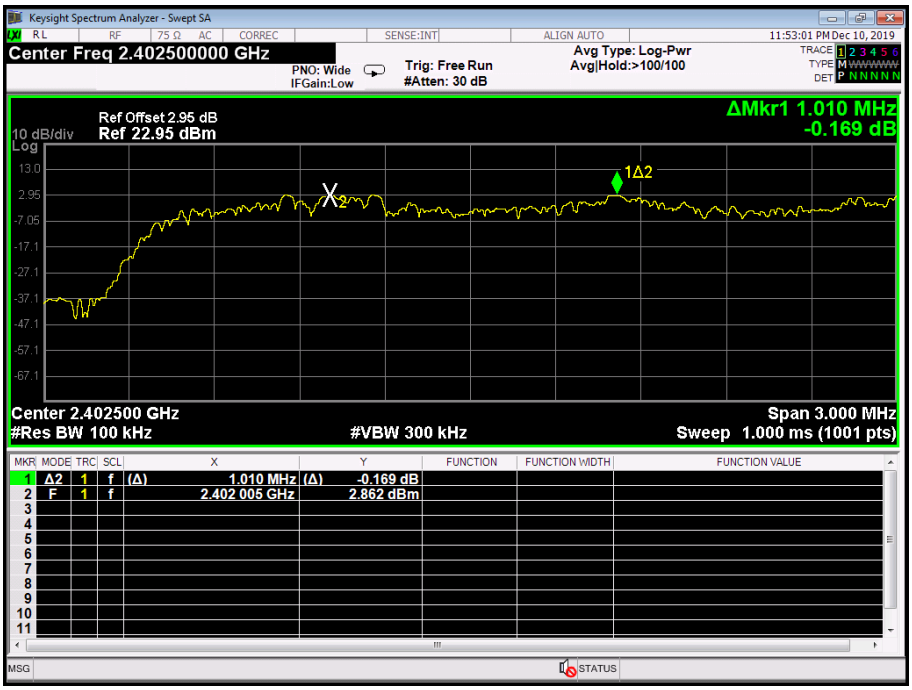

8-DPSK Hopping Mode

2441 MHz

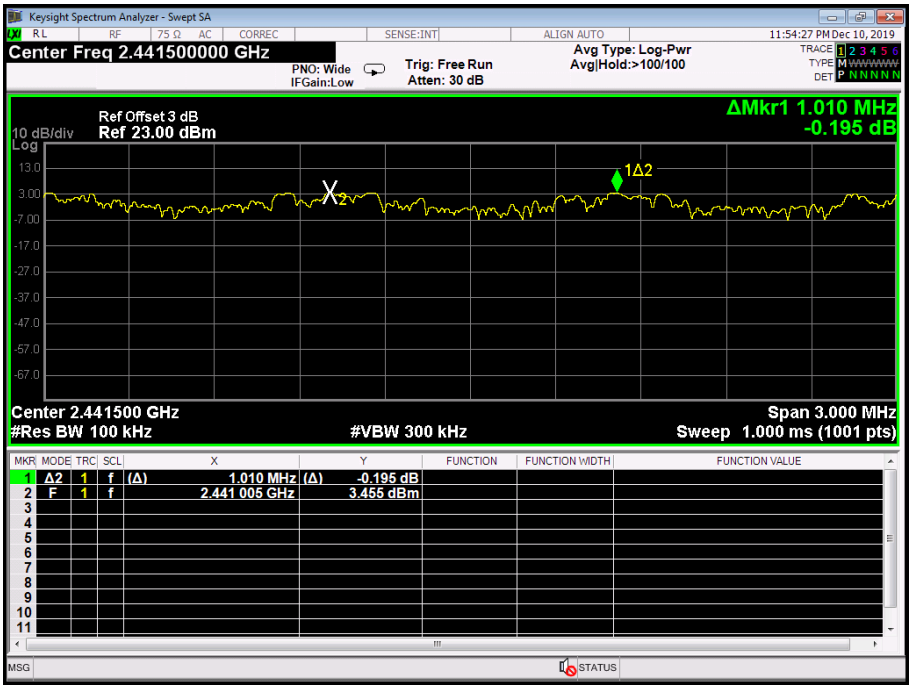

8-DPSK Hopping Mode

2480 MHz

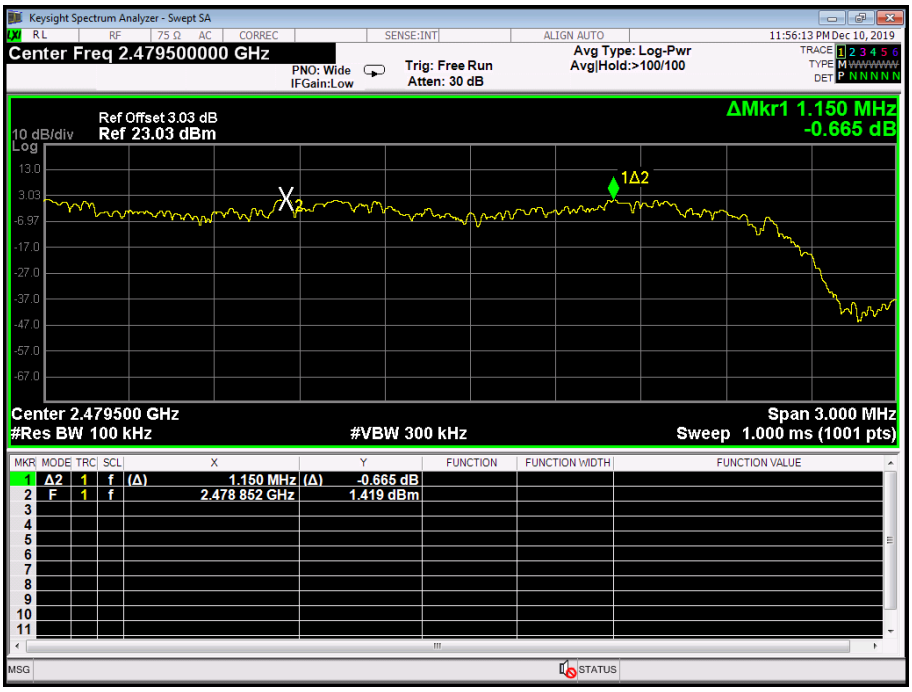

Attachment G-- Peak Output Power Test Data

Temperature:	25℃	**Relative Humidity:**	55%
Test Voltage:	AC 120V/60Hz		
Test Mode:	TX Mode (GFSK) (Laser Camera)		

Channel frequency (MHz)	Test Result (dBm)	Limit (dBm)
2402	-4.773	**30**
2441	-3.413	
2480	-2.963	

GFSK TX Mode

2402 MHz

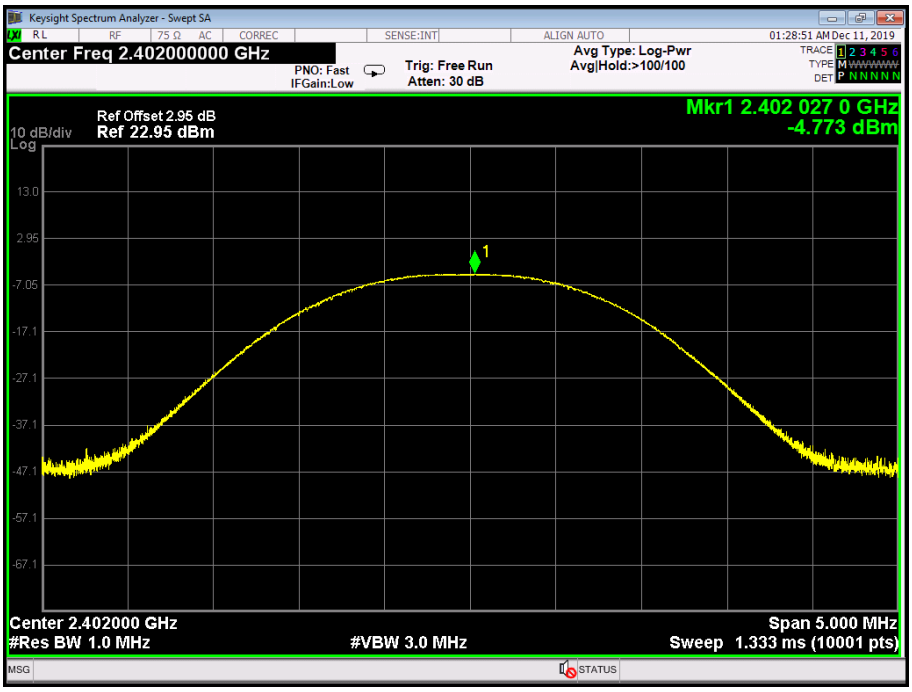

GFSK TX Mode

2441 MHz

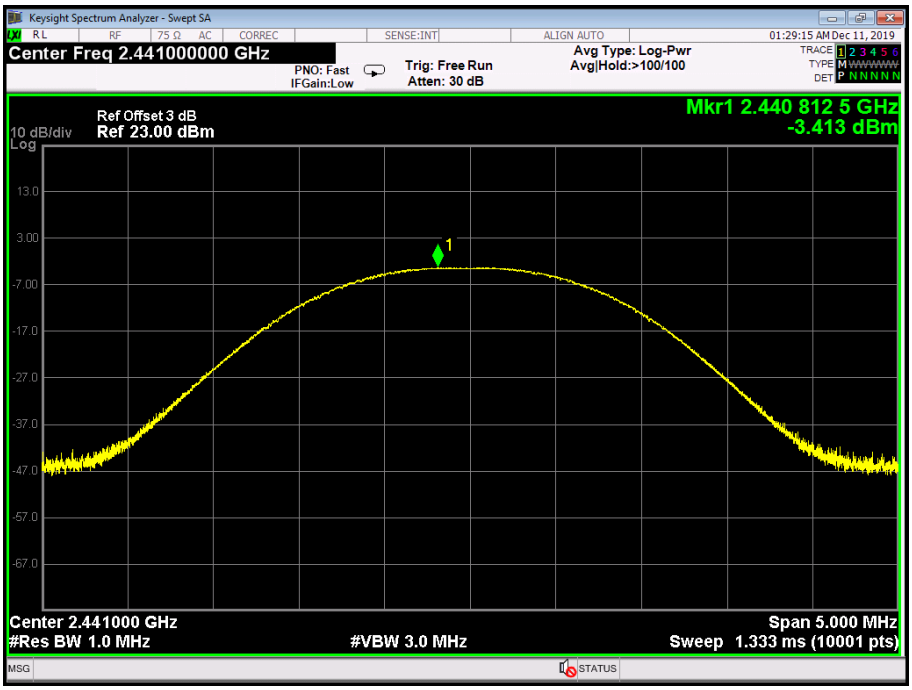

GFSK TX Mode

2480 MHz

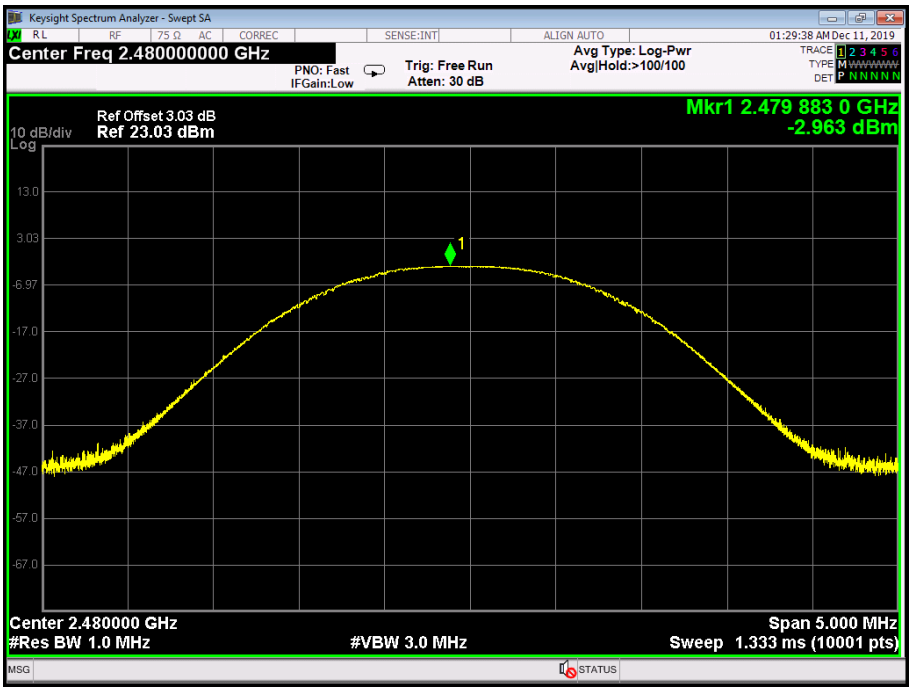

Temperature:	25℃	Relative Humidity:	55%
Test Voltage:	AC 120V/60Hz		
Test Mode:	TX Mode (π/4-DQPSK) (Laser Camera)		

Channel frequency (MHz)	Test Result (dBm)	Limit (dBm)
2402	-4.305	30
2441	-2.839	
2480	-2.623	

π/4-DQPSK TX Mode

2402 MHz

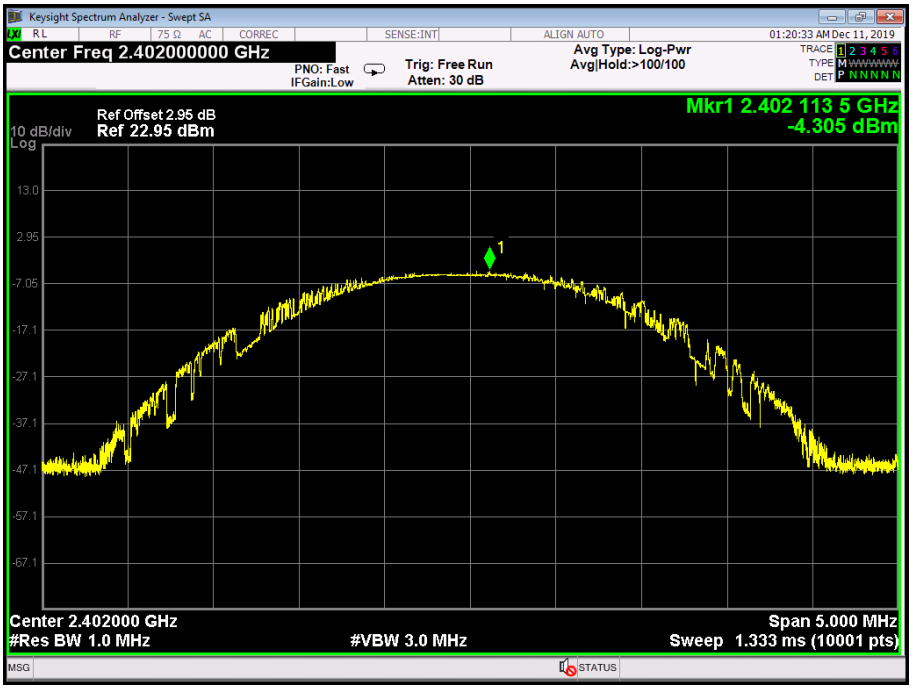

π /4-DQPSK TX Mode

2441 MHz

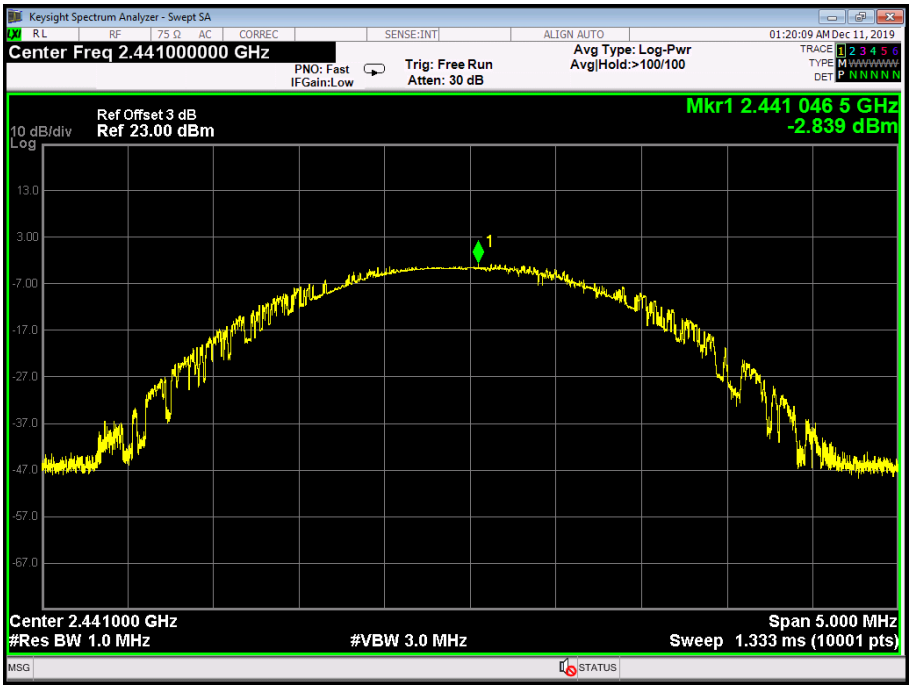

π /4-DQPSK TX Mode

2480 MHz

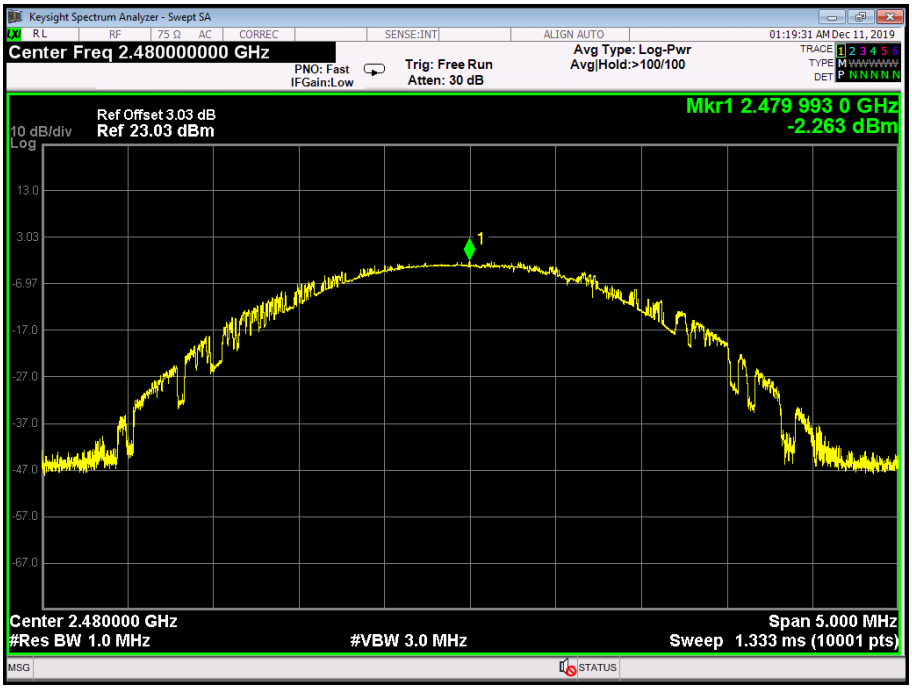

Temperature:	25℃	Relative Humidity:	55%
Test Voltage:	AC 120V/60Hz		
Test Mode:	TX Mode (8-DPSK) (Laser Camera)		

Channel frequency (MHz)	Test Result (dBm)	Limit (dBm)
2402	3.182	30
2441	4.646	
2480	4.139	

8-DPSK TX Mode

2402 MHz

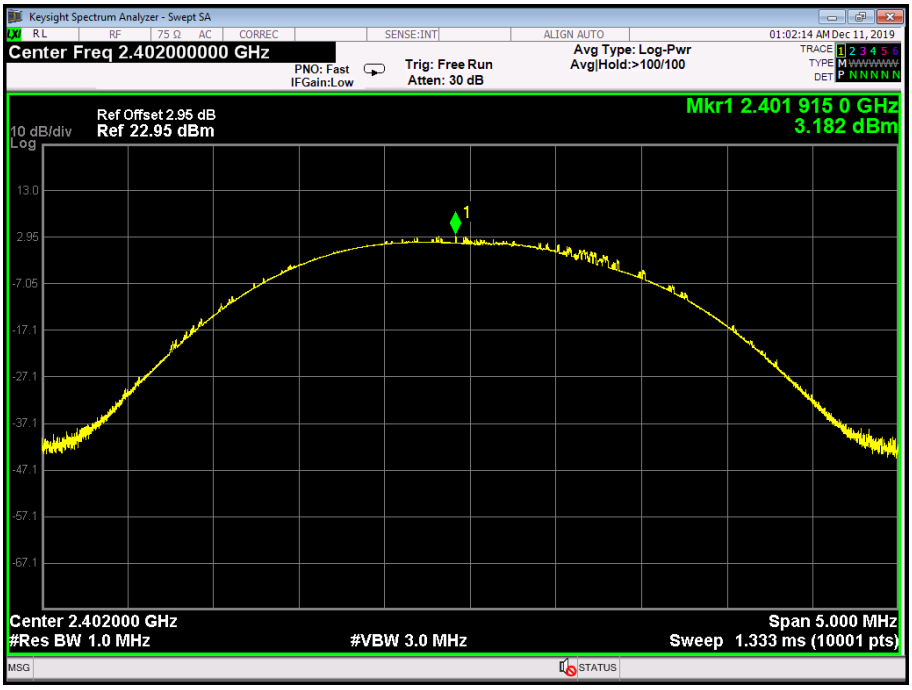

8-DPSK TX Mode

2441 MHz

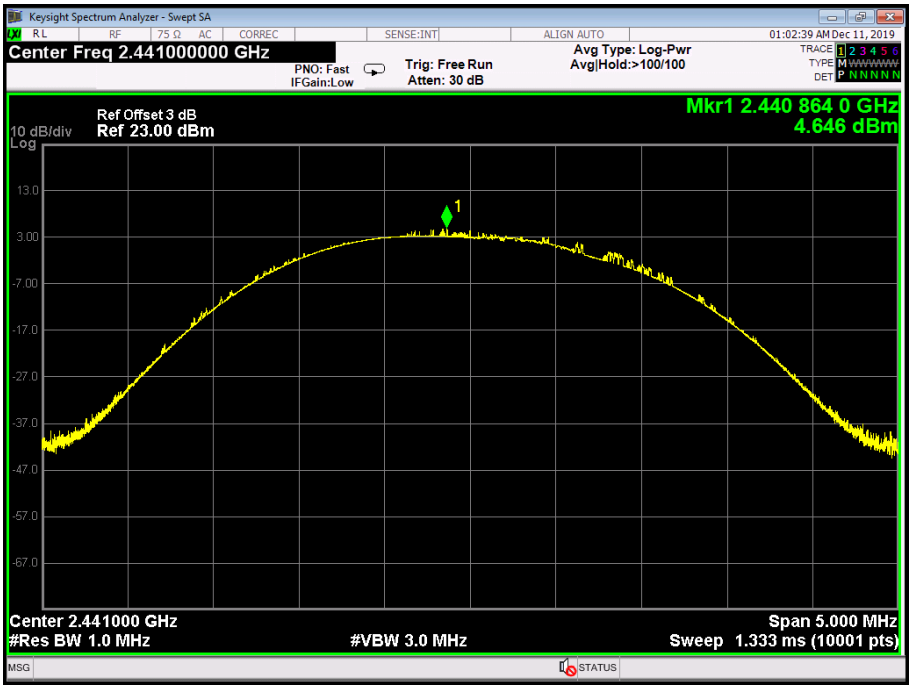

8-DPSK TX Mode

2480 MHz

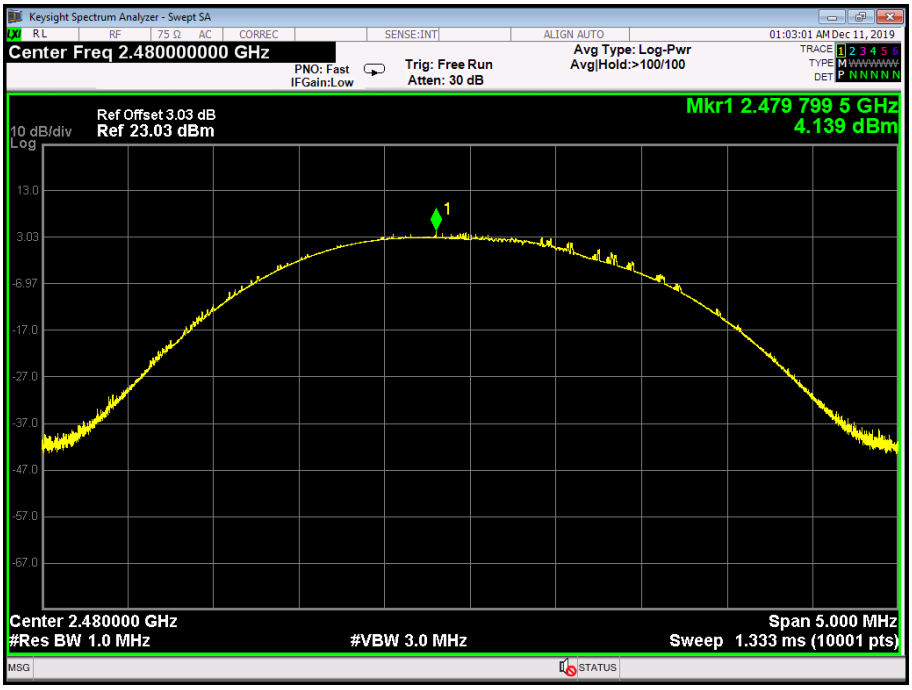

Temperature:	25℃	**Relative Humidity:**	55%
Test Voltage:	AC 120V/60Hz		
Test Mode:	TX Mode (GFSK) (Control Screen)		

Channel frequency (MHz)	**Test Result (dBm)**	**Limit (dBm)**
2402	4.842	**30**
2441	5.398	
2480	3.800	

GFSK TX Mode

2402 MHz

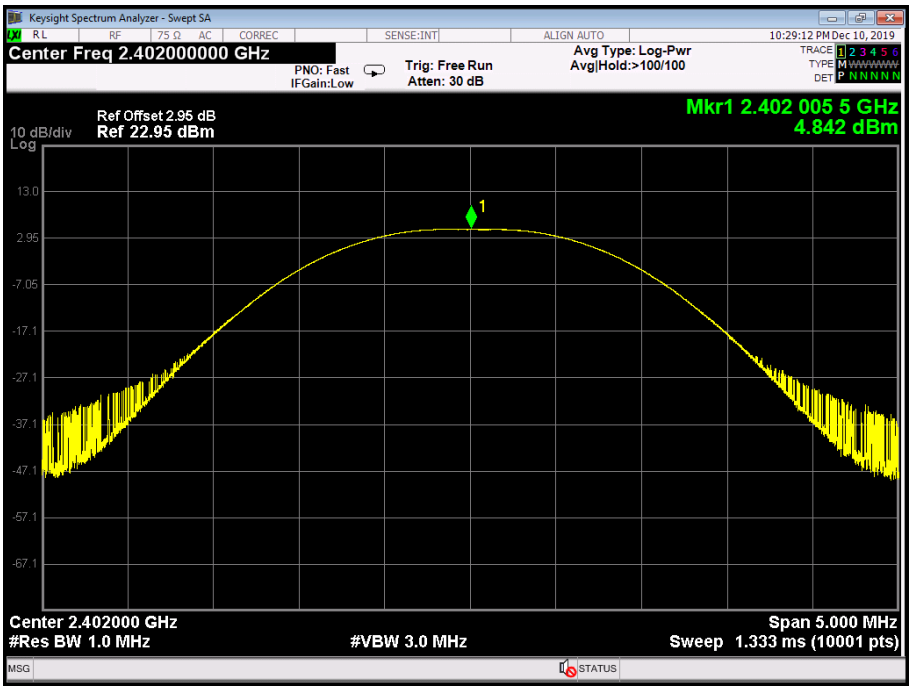

GFSK TX Mode

2441 MHz

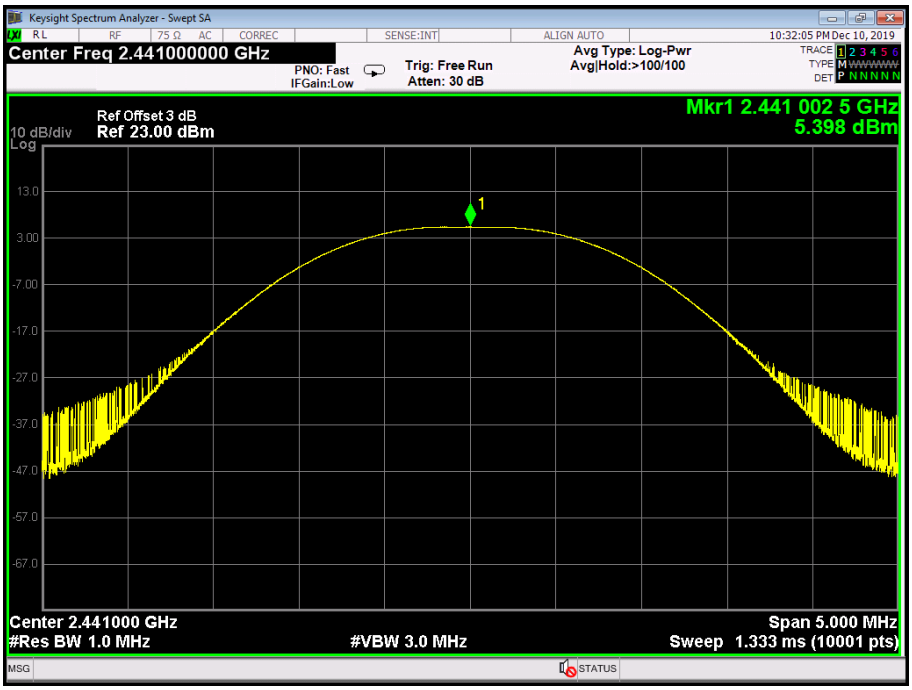

GFSK TX Mode

2480 MHz

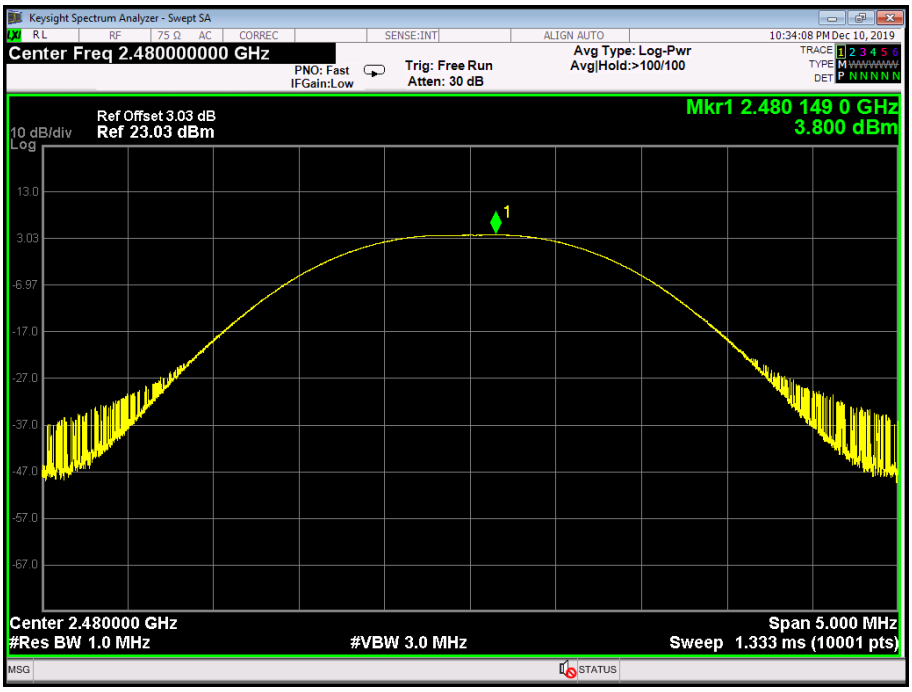

Temperature:	25℃	Relative Humidity:	55%
Test Voltage:	AC 120V/60Hz		
Test Mode:	TX Mode (π/4-DQPSK) (Control Screen)		

Channel frequency (MHz)	Test Result (dBm)	Limit (dBm)
2402	4.409	30
2441	5.024	
2480	3.369	

π/4-DQPSK TX Mode

2402 MHz

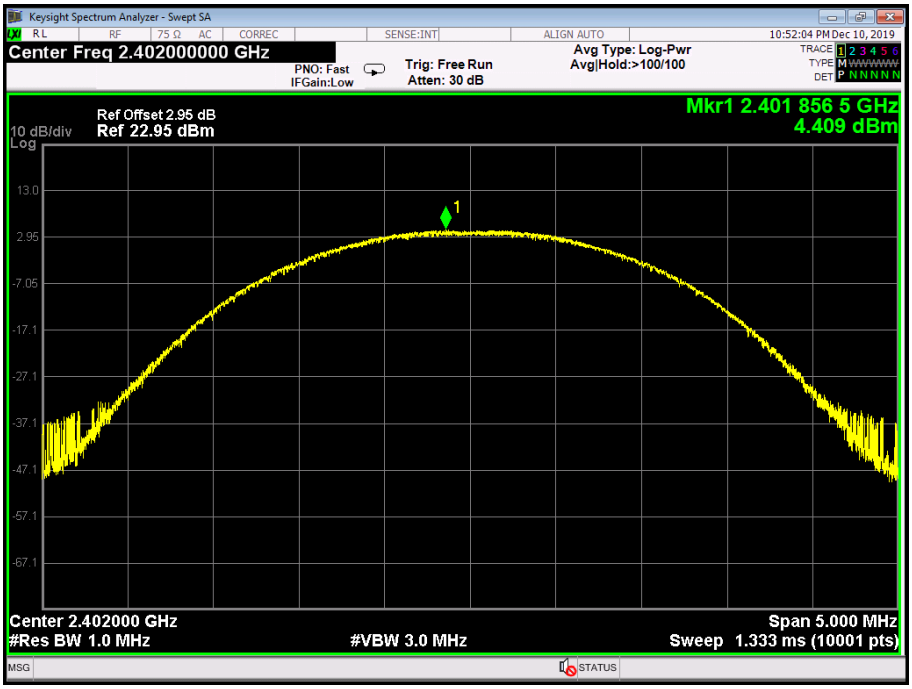

π /4-DQPSK TX Mode

2441 MHz

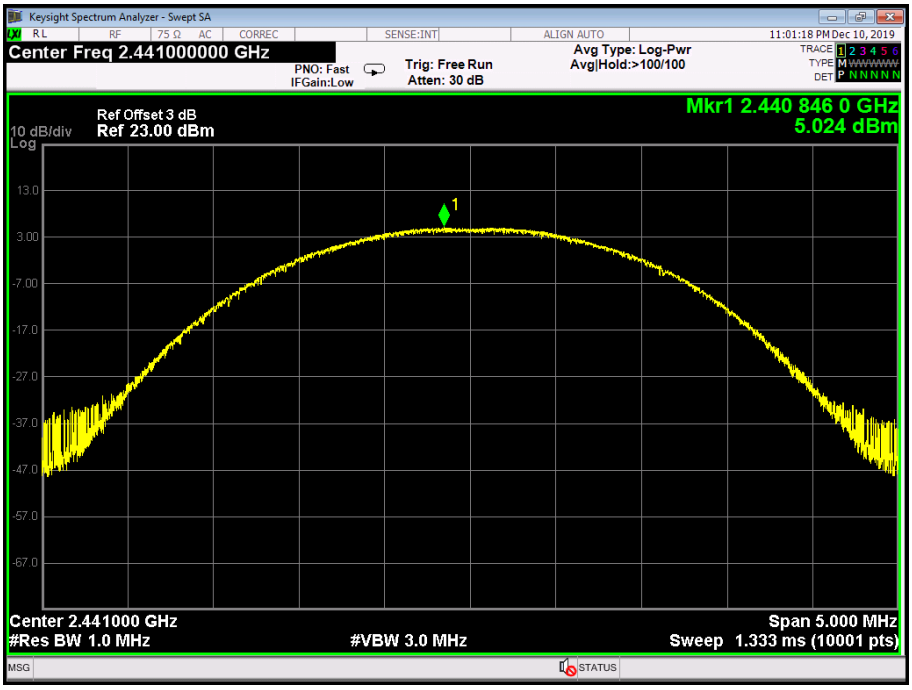

π /4-DQPSK TX Mode

2480 MHz

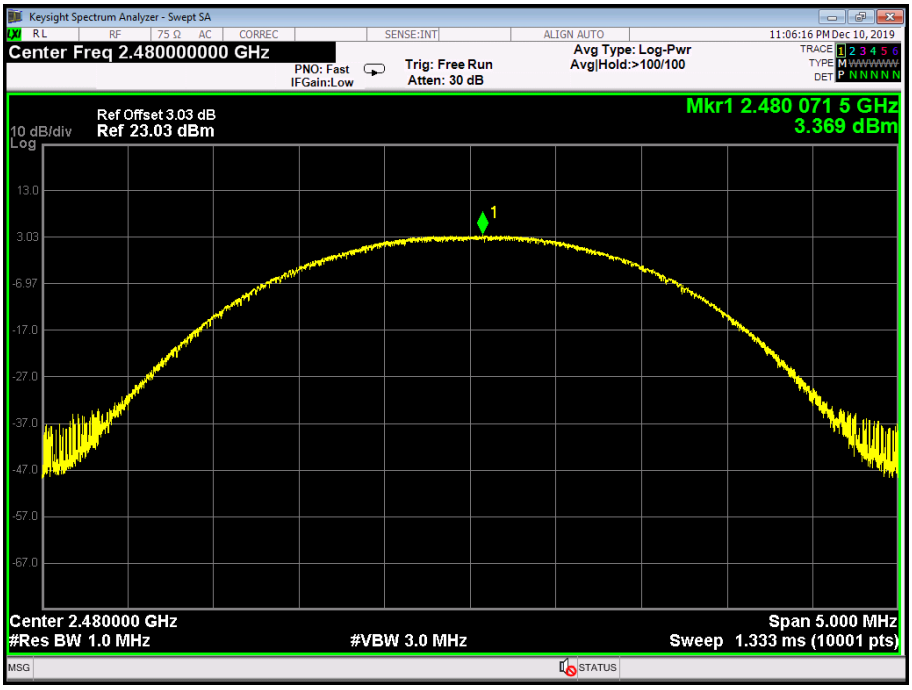

Temperature:	25℃	**Relative Humidity:**	55%
Test Voltage:	AC 120V/60Hz		
Test Mode:	TX Mode (8-DPSK) (Control Screen)		

Channel frequency (MHz)	**Test Result (dBm)**	**Limit (dBm)**
2402	4.794	**30**
2441	5.419	
2480	3.731	

8-DPSK TX Mode

2402 MHz

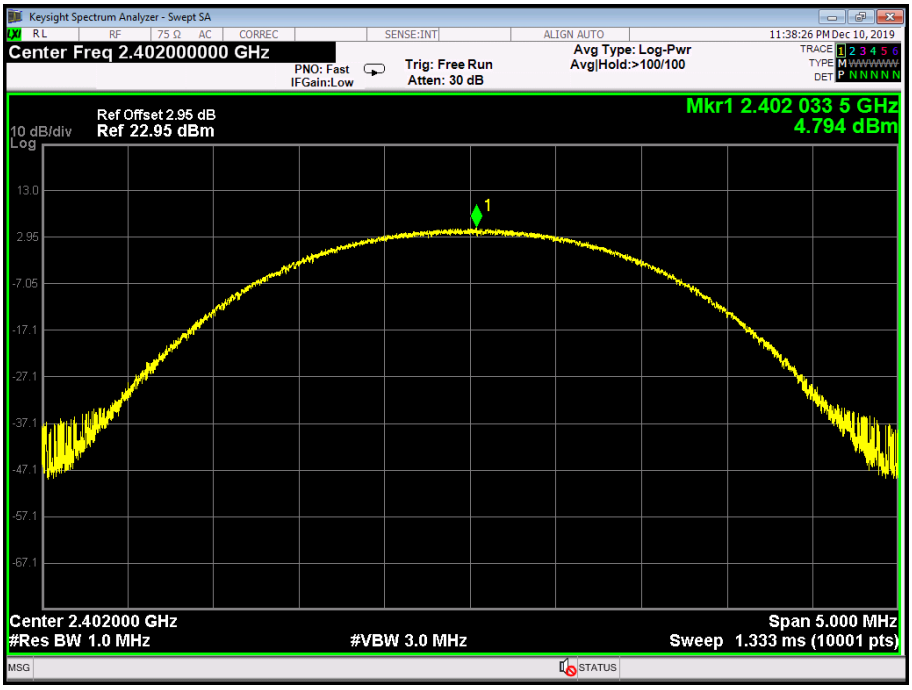

8-DPSK TX Mode

2441 MHz

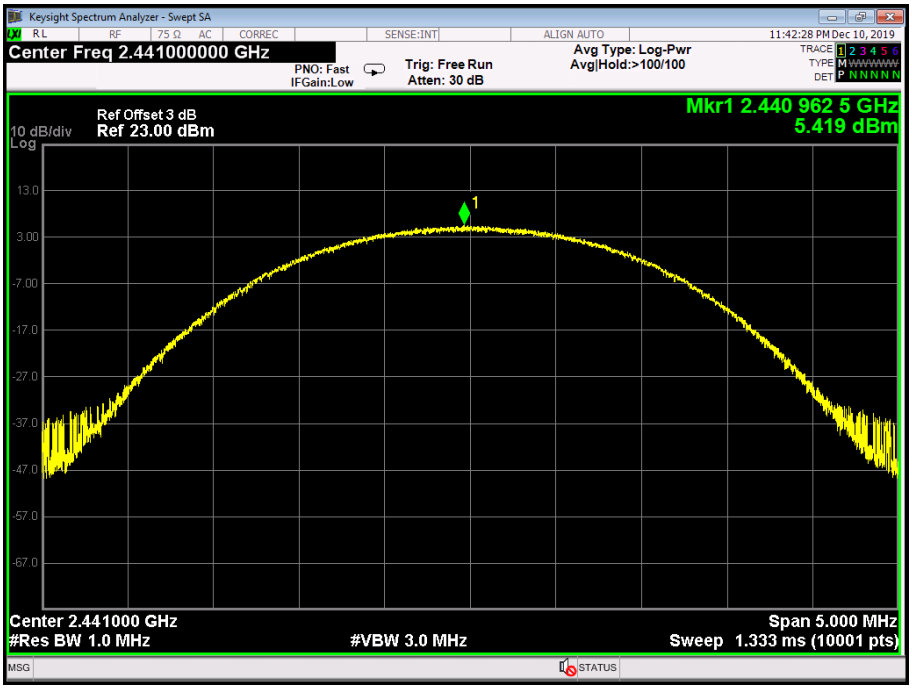

8-DPSK TX Mode

2480 MHz

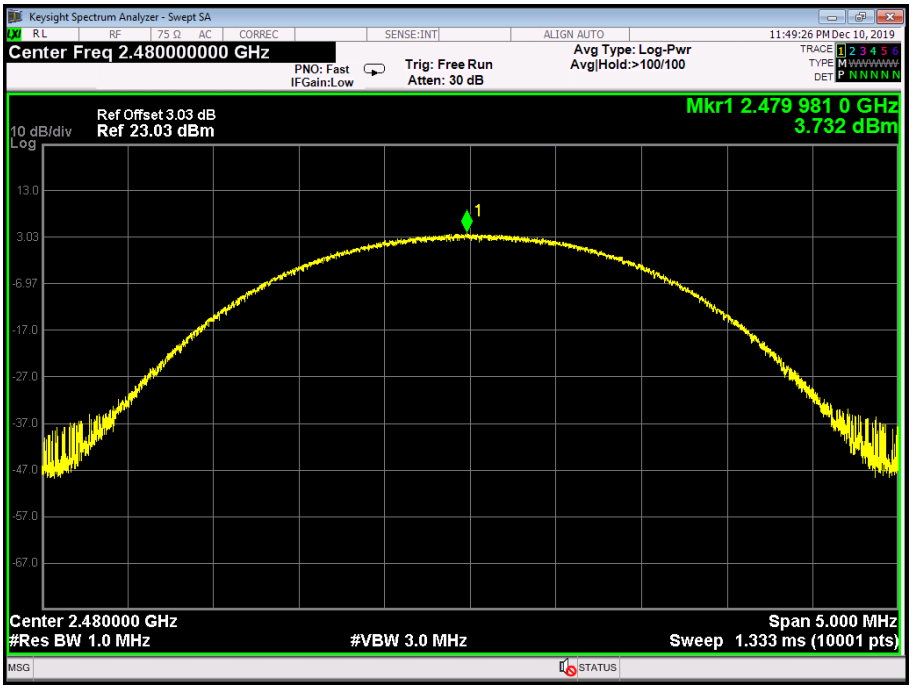

-----END OF REPORT-----