
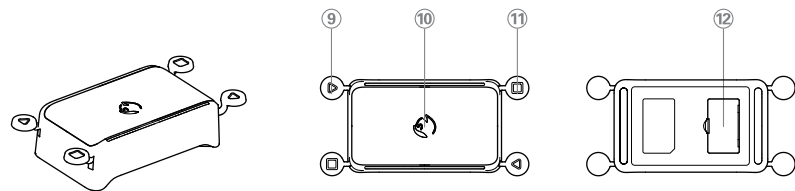


# Overview

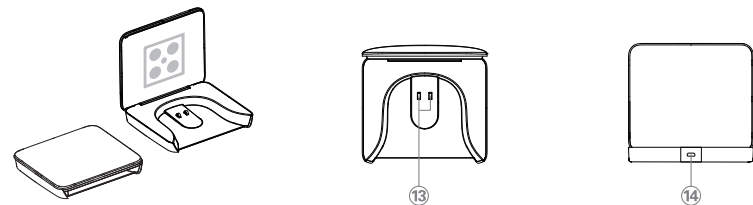
## 1.Magic Amity



## 2.Magic Table




## 3.Chrgae Station



①	Magic Amity's mask	⑥	Earspeaker	⑪	Function key□X2
②	Breathing light	⑦	Magic Amity's track	⑫	Battery cover
③	Camera	⑧	Charging A	⑬	Charging B
④	Magic Amity's eye	⑨	Function key△X2	⑭	Micor-USB connector
⑤	Magic Amity's arm	⑩	Sensor for mobilphne		

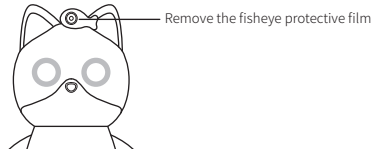
Magic  
Amiti



# Operating Instruction

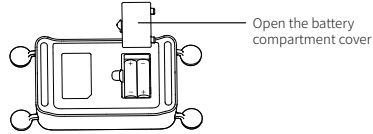
## Hardware check and preparation

Open the box and place the cat (Magic Amiti) on a smooth and tidy table in a brightly lit environment. Remove the small fish eye mask on the top of the cat (Magic Amiti) before use.



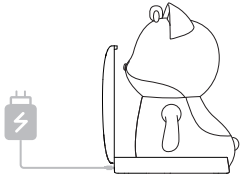
Remove the fisheye protective film

Install the battery in the game base

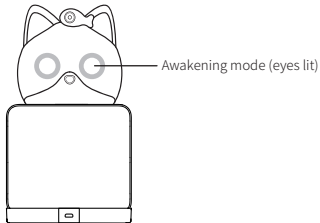


Open the battery compartment cover

Connect the charging post to the power supply and place the cat (Magic Amiti) securely on the charging post.



When the eye of the cat (Magic Amiti) is lit, it indicates that the device (Magic Amiti) is awakened.




Awakening mode (eyes lit)

## App download and launch

Scan the QR code or search for "App Name" in the mobile app store to download the app.



After successfully installing the app, first connect the phone to the Wifi of the cat (Magic Amiti), xxxx refers to the random Wifi name of each cat. After the connection is successful, launch the app to interact with the cat.



Please refer to the illustrated location for the local ID and password.


\* During the operation of the cat (Magic Amiti), you can answer the phone normally and send and receive text messages, but you cannot connect to the Internet.

\* When the cat is awake (the cat's eye is lit), the app will be connected to the cat and can interact. When the cat is in a dream state (the cat's eye is in the off mode), the cat must be placed in the charging post to wake up, reconnect to the wifi, and then open the app to interact.

## Interaction (application, game)


**Director mode:** Through the app settings in the app, the cat (Magic Amiti) can make a user-specified action or expression when seeing someone, and can also express the language set by the user.

**Game mode:** Place the phone on the base of the game base. The Magic Amiti will automatically find and stay close to the base to play games with the user.



**Pet Mode:** As the number of interactions between the Magic Amiti and the user increases, it will give a special sound or pet-like behavior to a familiar user.

When the cat (Magic Amiti) is low, it will automatically look for the charging post and charge it.



\* If the cat (Magic Amiti) automatically returns to the charging post, it is necessary to keep the charging post connected to the power supply and it is not blocked by the object.

\* If you want the Magic Amiti to interact with the game base, you need to keep the battery in the base installed correctly and have electricity. Make sure the cat and the base are on the same smooth and clean table and keep the light bright.

## Product safety guide

To ensure the best performance of your equipment and to avoid dangerous or illegal conditions before using and operating the equipment, please consult and follow all safety information.

- Please use the device at a temperature between 0 °C and 35 °C and store the device and its accessories within the temperature range of -20 °C to +45 °C. When the ambient temperature is too high or too low, it may cause equipment failure. When charging the device, the power outlet should be installed near the device and should be easily accessible.
- Using an unapproved or incompatible power source, charger or battery may cause fire, explosion or other hazards.
- Use only accessories approved by the device manufacturer and compatible with this model. If other types of accessories are used, the device warranty may be violated and the regulations of the country in which the device is located may result in a safety incident. For approved accessories, please contact an authorized service center.
- Do not expose the device and its battery to high temperatures or around hot devices. Overheating of the battery can cause an explosion.
- Do not leave the battery in a discharged or unused state for a long time. Do not short circuit. Your device may have a built-in rechargeable battery that cannot be replaced. Battery life varies by usage. Disused batteries should be disposed of in accordance with local laws. If you do not have the relevant laws or regulations, discard your device in a trash can for electronic devices. The battery should be placed away from children.

### FCC Statement:

This device complies with Part 15 of the FCC Rules. Operation is subject to the following two conditions:

- (1) This device may not cause harmful interference.
- (2) This device must accept any interference received, including interference that may cause undesired operation.

2.Changes or modifications not expressly approved by the party responsible for compliance could void the user's authority to operate the equipment.  
Note: This equipment has been tested and found to comply with the limits for a class B digital device, pursuant to Part 15 of the FCC Rules. These limits are designed to provide reasonable protection against harmful interference in a residential installation. This equipment generates uses and can radiate radio frequency energy and, if not installed and used in accordance with the instructions, may cause harmful interference to radio communications. However, there is no guarantee that interference will not occur in a particular installation. This equipment does cause harmful interference to radio or television reception, which can be determined by turning the equipment off and on, the user is encouraged to try to correct the interference by one or more of the following measures:

- Reorient or relocate the receiving antenna.
- Increase the separation between the equipment and receiver.
- Connect the equipment into an outlet on a circuit different from that to which the receiver is connected.
- Consult the dealer or an experienced radio/TV technician for help.

### FCC Radiation Exposure Statement:

This equipment complies with FCC radiation exposure limits set forth for an uncontrolled environment.

This transmitter must not be collocated or operating in conjunction with any other antenna or transmitter.

This equipment should be installed and operated with minimum distance 20cm between the radiator & you body.

Magic Amiti FCC ID: 2AVC3-DMP2020EE  
AMITI-2020 MT FCC ID: 2AVC3-AMITI2020MT