


物料名称：P18W说明书

客户名称：中性版本

物料编码：4. 04. W8R-001

东莞驰狼电子科技有限公司

书纸，风琴页折叠，106*142mm



User Manual

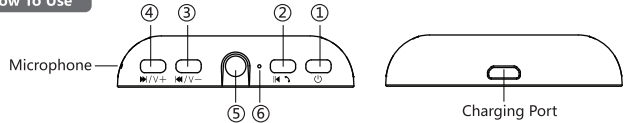
Bluetooth Headphones

EN

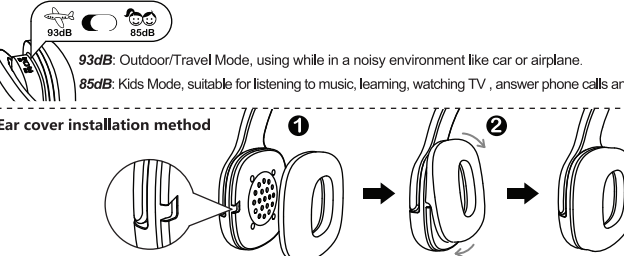
Packaging List

Kids Headphonex1 Audio Cablex1 Charging Cablex1 User Manuak1

How To Use



| | | |
|---|------------|--|
| ① | | ●Press 3s— ON/OFF (Device BT Name is " P18 Children ") |
| ② | | ●Click—Play Music/Pause/Answer the Call/End the Call ●Press 1s—Refuse the Call ●Press 3s—Repair |
| ③ | | ●Click—Voice Down ●Long press — Previous ●Click—Voice Up(There is a Beep once the voice was turned to the max) |
| ④ | | ●Long press—Next |
| ⑤ | Audio Jack | ●When plug in the audio cable, Bluetooth will turn off, the kids headphone changes to wired mode. |
| ⑥ | Indicators | ●Blue light twinkling —Bluetooth is connecting ●Blue light keeping on —Bluetooth connected successfully ●Red light keeping on—The kids headphone is charging, the red light will turn off once it was full charged (Charging time: around 4hours) ●Red light Twinkling—Low Power (Working time: around 15 hours) |



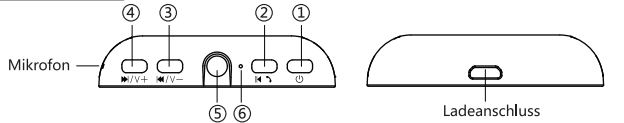
93dB Outdoor/Travel Mode, using while in a noisy environment like car or airplane.
85dB Kids Mode, suitable for listening to music, learning, watching TV, answer phone calls and etc.

DE

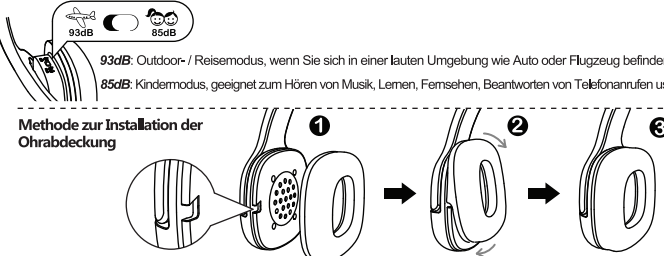
Produktliste

Kopfhörerx1 Audiokabelx1 Ladekabelx1 Handbuchx1

Gebrauchsanweisung



| | | |
|---|-----------------|---|
| ① | | ●Zum Ein- und Ausschalten 3 Sekunden lang drücken (dieser Geräte name "P18 Children") |
| ② | | ●Kurz drücken - Wiedergabe / Pause / Anrufannahme / Auflegen ●1s lang drücken - eingehende Anrufe ablehnen ●3s lang drücken - Pairing |
| ③ | | ●Kurz drücken - Lautstärke verringern ●Lang drücken -Vorheriges Lied ●Kurz drücken - die Lautstärke wird erhöht (es ertönt ein Piepton, wenn die Lautstärke maximal ist) |
| ④ | | ●Lang drücken - das nächste Lied |
| ⑤ | Audio-Buchse | ●Nach dem Einstecken des Audiokabels wird die Bluetooth-Funktion deaktiviert und Sie wechseln in den Kabelmodus. |
| ⑥ | Kontrollleuchte | ●Blaulicht blinkt - bei Bluetooth-Kopplung ●Blaues Licht leuchtet immer - Die Bluetooth-Kopplung ist erfolgreich ●Das rote Licht leuchtet immer - der Kopfhörer wird geladen, das Licht erlischt nach Abschluss des Ladevorgangs (die Ladezeit beträgt ca. 4 Stunden) ●Rotes Licht blinkt - Meldung, dass der Akku fast leer ist (Nutzungsdauer mehr als 15 Stunden) |



93dB Outdoor/ Reisemodus, wenn Sie sich in einer lauten Umgebung wie Auto oder Flugzeug befinden.
85dB Kindermodus, geeignet zum Hören von Musik, Lernen, Fernsehen, Beantworten von Telefonanrufen usw.

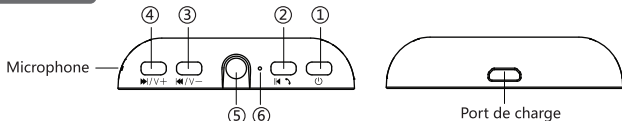
changes or modifications not expressly approved by the party responsible for compliance could void the user's authority to operate the equipment.
This device complies with Part 15 of the FCC Rules. Operation is subject to the following two conditions:
(1) this device may not cause harmful interference, and
(2) this device must accept any interference received, including interference that may cause undesired operation.
Note: This equipment has been tested and found to comply with the limits for a Class B digital device, pursuant to Part 15 of the FCC Rules. These limits are designed to provide reasonable protection against harmful interference in a residential installation. This equipment generates, uses, and can radiate radio frequency energy, and if not installed and used in accordance with the instructions, may cause harmful interference to radio communications. However, there is no guarantee that interference will not occur in a particular installation. If this equipment does cause harmful interference to radio or television reception, which can be determined by turning the equipment off and on, the user is encouraged to try to correct the interference by one or more of the following measures:
– Reorient or relocate the receiving antenna.
– Increase the separation between the equipment and receiver.
– Connect the equipment into an outlet on a circuit different from that to which the receiver is connected.
– Consult the dealer or an experienced radio/TV technician for help.

FR

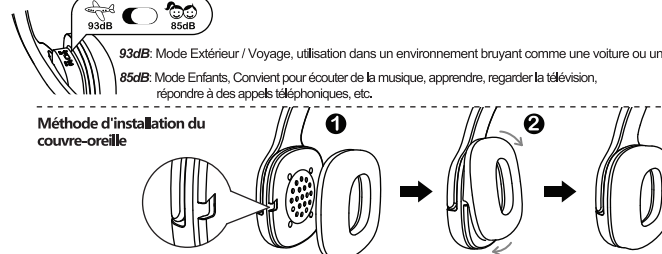
Liste de package

Casquex1 Câble audiox1 Câble de chargex1 Manuak1

Instructions



| | | |
|---|-------------|---|
| ① | | ●Appuyez longuement durant 3s pour allumer / éteindre (ce nom d'appareil "P18 Children") ●Appui court - lecture / pause / appel réponse / appel raccrocher |
| ② | | ●Appuyez longuement durant 1s - rejeter les appels entrants ●Appuyez longuement durant 3s - ré-appairer |
| ③ | | ●Appui court - baisse du volume ●Appui long - chanson précédente |
| ④ | | ●Appui court - le volume est augmenté (il y aura un bip lorsque le volume est à son maximum) ●Appui long - chanson suivante |
| ⑤ | Prise audio | ●Une fois le câble audio branché, la fonction Bluetooth est désactivée et commutée en mode câble. ●La lumière bleue clignote - Couplage Bluetooth |
| ⑥ | Lumières | ●La lumière bleue est toujours allumée - le jumelage Bluetooth est réussi ●Le voyant rouge est toujours allumé- l'écouteur est en cours de chargement, le voyant s'éteint une fois le chargement terminé le temps de chargement est d'environ 4 heures. ●Le voyant rouge clignote - Indique que la batterie est faible (la durée d'utilisation dépasse 15 heures) |



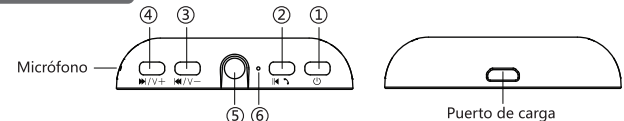
93dB Mode Extérieur / Voyage, utilisation dans un environnement bruyant comme une voiture ou un avion.
85dB Mode Enfants, convient pour écouter de la musique, apprendre, regarder la télévision, répondre à des appels téléphoniques, etc.

ES

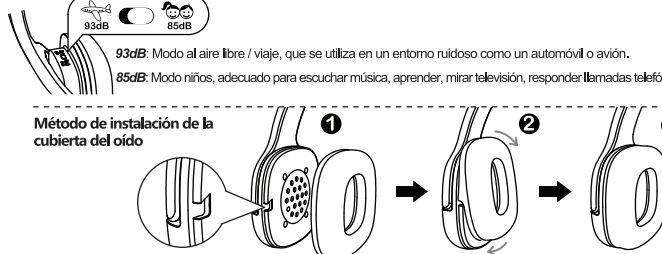
Lista de Paquete

Auriculares Gamingx1 Cable de Audiox1 Cable de Cargax1 Manualx1

Uso de instrucción



| | | |
|---|-----------------|--|
| ① | | ●Mantenga presionado 3s para encender / apagar (este nombre de dispositivo "P18 Niños") ●Pulsación breve - Reproducir / Pausar / Responder llamada / Colgar llamada |
| ② | | ●Mantenga presionado 1s - rechazar llamadas entrantes ●Pulsación larga 3s - volver a emparejar |
| ③ | | ●Pulsación breve -Reducción de volumen ●Pulsación larga - Canción anterior |
| ④ | | ●Pulsación breve: El volumen aumenta (habrá un pitido cuando el volumen esté al máximo) ●Pulsación larga - Siguiente canción |
| ⑤ | Puerto de audio | ●La función Bluetooth se apaga después de insertar el cable de audio, cambie al modo cableado |
| ⑥ | Luz indicadora | ●La luz azul siempre está encendida: El emparejamiento Bluetooth es exitoso ●La luz roja siempre está encendida: El auricular se está cargando y la luz se apaga después de que se completa la carga (el tiempo de carga es de aproximadamente 4 horas) ●La luz roja parpadea: Indica que la batería está baja (el tiempo de uso es más de 15 horas) |



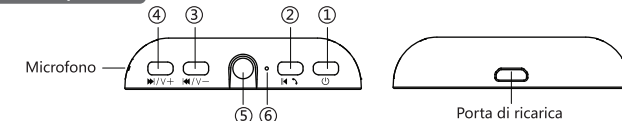
93dB Modo al aire libre / Viaje, que se utiliza en un entorno ruidoso como un automóvil o avión.
85dB Modo niños, adecuado para escuchar música, aprender, mirar televisión, responder llamadas telefónicas, etc.

IT

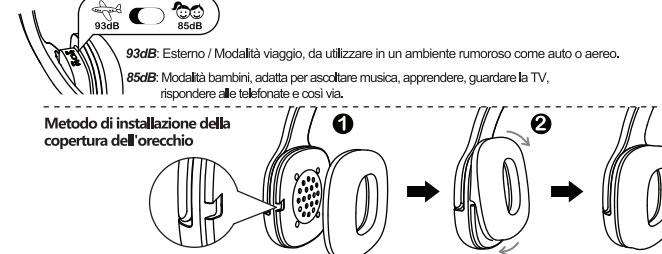
Elenco prodotti

Cuffiex1 Cavo audiox1 Cavo di ricaricax1 Manualx1

Istruzioni per l'uso



| | | |
|---|---------------------|---|
| ① | | ●Premere a lungo 3 secondi per accendere / spegnere (questo nome del dispositivo "P18 Bambini") ●Pressione breve: riproduzione / pausa / risposta chiamata / chiamata riagganciare |
| ② | | ●Pressione lunga 1s - rifiuta le chiamate in arrivo ●Pressione lunga 3s secondi: ri-acoppiare |
| ③ | | ●Pressione breve - volume giù ●Pressione lunga - brano precedente |
| ④ | | ●Pressione breve: il volume è aumentato (verrà emesso un segnale acustico quando il volume è al massimo) ●Pressione lunga - brano successivo |
| ⑤ | Jack audio | ●Dopo aver collegato il cavo audio, la funzione Bluetooth viene disattivata e si passa alla modalità cablat |
| ⑥ | Indicatore luminoso | ●La luce blu lampeggia - Associazione Bluetooth ●La luce blu è sempre accesa: l'accoppiamento Bluetooth ha esito positivo ●La luce rossa è sempre accesa: l'auricolare si sta caricando e la luce si spegne al termine della ricarica (il tempo di ricarica è di circa 4 ore) ●La luce rossa lampeggia: indica che la batteria è scarica (il tempo di utilizzo è superiore a 15 ore) |



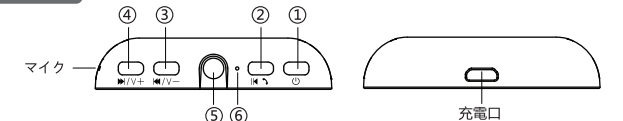
93dB Esterno / Modalità viaggio, da utilizzare in un ambiente rumoroso come auto o aereo.
85dB Modalità bambini, adatta per ascoltare musica, apprendere, guardare la TV, rispondere alle telefonate e così via.

JP

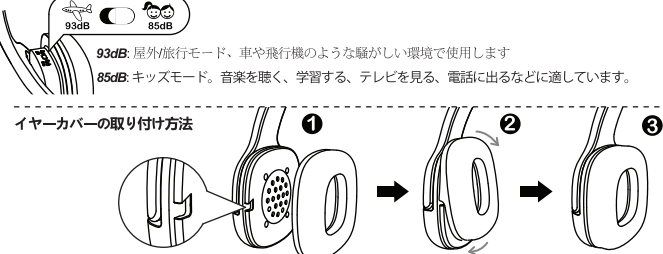
製品リスト

ヘッドフォンx1 オーディオケーブルx1 充電ケーブルx1 マニュアルx1

使用マニュアル



| | | |
|---|-----------|---|
| ① | | ●3秒長押しして電源のオン/オフ (このデバイス名は「P18 Children」) |
| ② | | ●短押し-再生/一時停止/通話応答/通話の終了 ●1秒長押し-着信拒否 ●3秒長押し-再ペアリング |
| ③ | | ●短押し-ボリュームダウン ●長押し-前の曲 |
| ④ | | ●短押し-ボリューム増加 (音量が最大になるとピープ音が鳴る) ●長押し-次の曲 |
| ⑤ | オーディオジャック | ●オーディオケーブルを挿入すると、Bluetooth機能がオフになり、有線モードに切り替わります |
| ⑥ | インジケータランプ | ●ブルーライトが点滅-Bluetoothペアリング中です ●ブルーライトは常にオン-Bluetoothペアリングは成功します ●赤いライトは常にオンです。イヤホンは充電中です。充電が完了するとライトはオフになります (充電時間約4時間) ●赤色のライトが点滅-バッテリー残量が少なくなっていることを促します。(使用時間が15時間を超えている)。 |



93dB 屋外旅行モード、車や飛行機のような騒がしい環境で使用します
85dB キッズモード、音楽を聴く、学習する、テレビを見る、電報に出るなどに適しています。