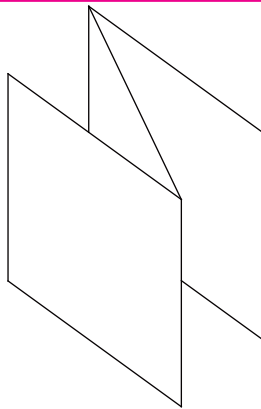
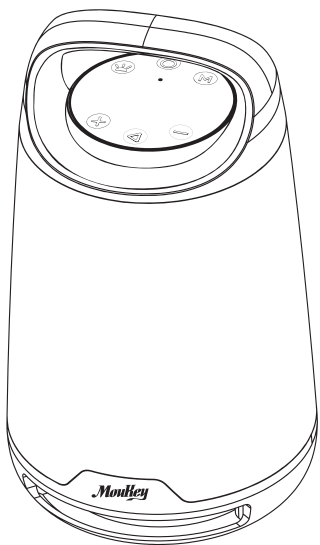


300*148mm 折后100*148mm 正反印刷

折页线，不要印出来



Moukey



BRK-1 PA Speaker

Please Read This Manual Carefully Before Use.

Thank you for choocing Moukey

We are very grateful to have you purchasing our product. Please take a few minutes to read the instructions for operating this product, which will show you how to use it and explain the function and operation of the device, ensuring a trouble-free installation. Please keep these operating instructions properly for future reference.

FEATURES

1. 2.1CH PA speaker with ambient RGB lights;
2. With voice (Google,Siri) assisant;
3. Wireless version 5.3, with TWS function, support connection of two speakers simultaneously for a stereo effect;
4. Supports wireless music,USB-flash ,microphone and Aux-in ect. multiple-play;
5. With Type-C charging port.Support fast charge.
6. Comes with a ABS Stable handle, easy to take out anywhere;
7. Wrapped with fancy fabric material, keeps up with outdoor trends;
8. 5 colors ambience lights that beat with rhythm;
9. Built-in lithium rechargeable batter 4400mAh, 50% volume 10 hours playback time;

PACKAGE CONTENTS

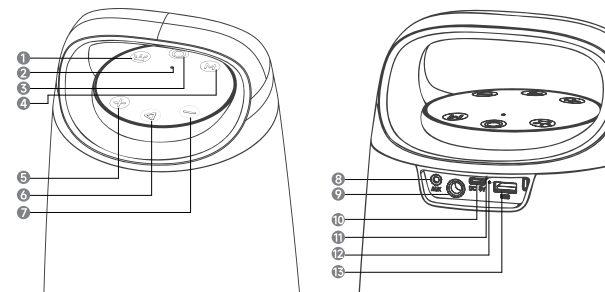
- PA speaker*1
- 0.8m Type-C Charging cable*1
- Wireless Microphone*2
(AA 1.5V battery*2 required,not included)
- User manual*1

1

SPECIFICATION

- Product size: 190x190x332mm
- Subwoofer Size: 5.25 inch
- Tweeter Size: 2.75inch*2
- RMS Power: 80W
- Battery: 7.4V 4400 mAh

INSTRUNCTION FOR APPEARANCE AND KEY



- 1 RGB Light Button
- 2 Hands-free call received port
- 3 Power Button
- 4 Mode/TWS Button
- 5 Forward/Volume Up
- 6 Play/Pause
- 7 Backward/Volume Down
- 8 AUX Port
- 9 MIC Port
- 10 Type-C Charging Jack
- 11 Reset port
- 12 Charging/BT Indicator
- 13 USB Port

POWER ON/OFF

Long-press the Power button to turn the speaker on and off.

2

FCC STATEMENT :

This device complies with Part 15 of the FCC Rules. Operation is subject to the following two conditions:
(1) This device may not cause harmful interference, and (2) This device must accept any interference received, including interference that may cause undesired operation.

Warning: Changes or modifications not expressly approved by the party responsible for compliance could void the user's authority to operate the equipment.

NOTE: This equipment has been tested and found to comply with the limits for a Class B digital device, pursuant to Part 15 of the FCC Rules.These limits are designed to provide reasonable protection against harmful interference in a residential installation. This equipment generates uses and can radiate radio frequency energy and, if not installed and used in accordance with the instructions, may cause harmful interference to radio communications. However, there is no guarantee that interference will not occur in a particular installation. If this equipment does cause harmful interference to radio or television reception, which can be determined by turning the equipment off and on, the user is encouraged to try to correct the interference by one or more of the following measures: Reorient or relocate the receiving antenna. Increase the separation between the equipment and receiver. Connect the equipment into an outlet on a circuit different from that to which the receiver is connected. Consult the dealer or an experienced radio/TV technician for help.

RF warning statement: The device has been evaluated to meet general RF exposure requirement. The device can be used in portable exposure condition without restriction.



This symbol means the product must not be discarded as household waste, and should be delivered to an appropriate collection facility for recycling. Proper disposal and recycling helps protect natural resources, human health and environment. For more information on disposal and recycling of this product, contact your local municipality, disposal service, or shop where you bought this product.

Product Name: PA Speaker **Model No.:** BRK-1 **FCC ID:** 2AV7N-BRK
Manufacturer: GUANGZHOU RANTION TECHNOLOGY CO., LT **E-mail:** service@moukeysound.com
Add.: Room 7002 and 7003, 7th Floor, Digital Entertainment Industrial Park, Greater Bay Area, No.28 Huangpu Park West Road, Huangpu District, Guangzhou, China.

UK REP Information for UK representatives
Name: GOAL REACH CONSULTING LTD **E-mail:** goalservice@hotmail.com
Add.: Office 1029 3 Hardman Street 10th Floor, Spinningfields Manchester, UK M3 3hf

EU REP Information for EU representatives
Name: SUCCESS COURIER SL **E-mail:** successservice2@hotmail.com
Add.: Calle Rio Tormes Num.1, planta 1, Derecha, Oficina 3, Fuenlabrada, madrid, 28947 Spain



Warning: To reduce the risk of fire or electric shock, do not expose this appliance to rain or moisture.

Made in China

Rev 01 2406

WIRELESS

- Long-press power button to turn the speaker. The speaker enter wireless mode automatically.
- Activate wireless of mobile phone and search for device name "Moukey BRK-1"then connect it.
- Play the music from your mobile phone and enjoy.
- Long-press Forward or Backward button to select songs.
- Short-press Forward or Backward button to adjust volume up and down.
- Short-press Play/Pause button to play/pause the music
- Short-press the power button to disconnects the connected wireless.

TWS FUNCTION

- Turn on two identical speakers you want to pair, both under BT mode. Only need to set one of the two units.
- Long-press the M button to pair, speaker will make a tone (flash a blue light) to start to pair, and make a tone again (keep a blue light bright) after paired successfully.
- Make wireless connection with your mobile phone to play music by the two paired Speakers.
- Long-press the M button again to exit TWS function.

*** MIC not supported ***

PLAYING MUSIC FROM USB DISK

- Long-press power button to turn the speaker.
- Insert USB flash disk into slot, the speaker will play the stored music automatically.
- Long-press Forward or Backward button to select songs you like, short-press to adjust the volume up and down.
- Short-press Play/Pause to play or pause.

Notes: Under any playing mode, when you insert a USB disk to the speaker, it will switch to play the USB disk.

RGB LIGHT

The RGB light is on when speaker powered on,user can short-press the RGB light button to turn the 5 different light modes.Long-press RGB Light button to Off light.

3

MORE REMARKS

- Default volume is at 50% status of max volume.
- Play time may vary depending on volume level and music style.

HOW TO CHARGE

- The charger is not included in the package, please charge this speaker via a standard 5V/2A & 9V/2A charger or via a PC.
- Charge time should be 3-5 hours. Once the speaker is full charged, the charging indicator will be off.
- The unit does not have power bank function, it is forbidden to charge other device via this unit or to connect other device via the USB port.
- To protect the battery, please do not use the speaker while it is charging.

WARNING

- Don't use/store this speaker in extreme temperatures.
- Please store it in cool and dry area, keep away from anything that generates heat, such as radiators, stoves, etc.
- In order to have hearing protection and an extended speaker life, avoid listening to songs on maximum volume.
- When cleaning this speaker, use a soft dry cloth. For more sever stains, please dampen the cloth with water only. Anything else has the chance of dissolving the paint or damaging the plastic.

4