Full

TEST REPORT

No. I20D00056-SRD27

For

Client:	**NetEase Youdao Information Technology (Beijing) Co., Ltd.**
Production:	**Youdao Translator 3**
Model Name:	**YDE031, YDE032**
Brand Name:	**youdao**
FCC ID:	**2AV6G-YDE031**
Hardware Version:	**V00A**
Software Version:	**YDE031.0.0.2**
Issued date:	**2020-07-20**

NOTE

1. The test results in this test report relate only to the devices specified in this report.
2. This report shall not be reproduced except in full without the written approval of East China Institute of Telecommunications.
3. For the test results, the uncertainty of measurement is not taken into account when judging the compliance with specification, and the results of measurement or the average value of measurement results are taken as the criterion of the compliance with specification directly.

Test Laboratory:
East China Institute of Telecommunications
Add: Block No.4, No.766, Jingang Road, Pudong District, Shanghai, P. R. China
Tel: +86 21 63843300
E-Mail: welcome@ecit.org.cn

Revision Version

Report Number	Revision	Date	Memo
I20D00056-SRD27	00	2020-07-03	Initial creation of test report
I20D00056-SRD27	01	2020-07-20	Second creation of test report

CONTENTS

1. TEST LABORATORY 6
1.1. TESTING LOCATION 6
1.2. TESTING ENVIRONMENT 6
1.3. PROJECT DATA 6
1.4. SIGNATURE 6
2. CLIENT INFORMATION 7
2.1. APPLICANT INFORMATION 7
2.2. MANUFACTURER INFORMATION 7
3. EQUIPMENT UNDER TEST (EUT) AND ANCILLARY EQUIPMENT (AE) 8
3.1. ABOUT EUT 8
3.2. INTERNAL IDENTIFICATION OF EUT USED DURING THE TEST 8
3.3. INTERNAL IDENTIFICATION OF AE USED DURING THE TEST 8
4. REFERENCE DOCUMENTS 9
4.1. REFERENCE DOCUMENTS FOR TESTING 9
5. TEST RESULTS 10
5.1. SUMMARY OF TEST RESULTS 10
5.2. STATEMENTS 13
6. TEST EQUIPMENT UTILIZED 14
7. TEST ENVIRONMENT 16
8. MEASUREMENT UNCERTAINTY 17
ANNEX A. MEASUREMENT RESULTS 18
ANNEX A.1. OUTPUT POWER 18
ANNEX A.2. EMISSION LIMT 54
ANNEX A.3. FREQUENCY STABILITY 71
ANNEX A.4. OCCUPIED BANDWIDTH 79

ANNEX A.5. EMISSION BANDWIDTH 109

ANNEX A.6. BAND EDGE COMPLIANCE 139

ANNEX A.7. CONDUCTED SPURIOUS EMISSION 159

ANNEX A.8. PEAK-TO-AVERAGE POWER RATIO 163

ANNEX B. DEVIATIONS FROM PRESCRIBED TEST METHODS 165

ANNEX C. DETAILED TEST RESULTS 166

ANNEX C.1. MAIN TERMS 166

ANNEX C.2. TERMS USED IN CONDITION COLUMN 166

ANNEX C.3. TERMS USED IN VERDICT COLUMN 166

ANNEX C.4. TERMS USED IN NOTE COLUMN 166

ANNEX D. ACCREDITATION CERTIFICATE 167

1. Test Laboratory

1.1. Testing Location

Company Name	ECIT Shanghai, East China Institute of Telecommunications
Address	Block No.4, No.766, Jingang Road, Pudong District, Shanghai, P. R. China
Postal Code	201206
Telephone	(+86)-021-63843300
FCC registration No	CN1177

1.2. Testing Environment

Normal Temperature	15℃-35℃
Relative Humidity	25%-75%

1.3. Project data

Project Leader	Xu Yuting
Testing Start Date	2020-05-18
Testing End Date	2020-05-26

1.4. Signature

Liu Yan
(Prepared this test report)

Fan Songyan
(Reviewed this test report)

Zheng Zhongbin
(Approved this test report)

2. Client Information

2.1. Applicant Information

Company Name	NetEase Youdao Information Technology (Beijing) Co., Ltd.
Address	No.7 Building,Zhongguancun Software Park West,No.10 Xibeiwang East RD,Haidian District,Beijing,PRC
Telephone	13810968741
Postcode	100084

2.2. Manufacturer Information

Company Name	NetEase Youdao Information Technology (Beijing) Co., Ltd.
Address	No.7 Building,Zhongguancun Software Park West,No.10 Xibeiwang East RD,Haidian District,Beijing,PRC
Telephone	13810968741
Postcode	100084

3. Equipment Under Test (EUT) and Ancillary Equipment (AE)

3.1. About EUT

Production	Youdao Translator 3
Model name	YDE031, YDE032
LTE Frequency Band	Band1/2/3/4/5/7/8/9/12/13/17/18/19/20/25/26/28 /34/38/39/40/41/66
Extreme Temperature	-10-55℃
Nominal Voltage	3.80V
Extreme High Voltage	4.40V
Extreme Low Voltage	3.60V
Maximum of Antenna Gain	Band2:0.8dBi; Band4:0.8dBi; Band5:-0.5dBi; Band7: 1.3dBi; Band12:0.5dBi; Band13:0.5dBi; Band17:0.5dBi; Band25:0.5dBi; Band26(part22):0.5dBi; Band26(part90):0.5dBi; Band40(lower):1.3dBi; Band40(upper):1.3dBi; Band41:1.3dBi; Band66:0.8dBi

Note:

a. Photographs of EUT are shown in ANNEX A of this test report.

b. The value of the antenna gain is provided by the customer. For specific antenna information, please check the antenna specifications of the customer.

3.2. Internal Identification of EUT used during the test

EUT ID*	SN or IMEI	HW Version	SW Version	Date of receipt
N08 (Main supply_Version1)	863589030043366	V00A	YDE031.0.0.2	2020-05-09
N11 (Main supply_Version1)	863589030041535	V00A	YDE031.0.0.2	2020-05-09
N13 (Main supply_Version1)	863589030038440	V00A	YDE031.0.0.2	2020-05-09

*EUT ID: is used to identify the test sample in the lab internally.

3.3. Internal Identification of AE used during the test

AE ID*	Description	SN
AE1	RF cable	---

*AE ID: is used to identify the test sample in the lab internally.

4. Reference Documents

4.1. Reference Documents for testing

The following documents listed in this section are referred for testing.

Reference	Title	Version
FCC Part 2	FREQUENCY ALLOCATIONS AND RADIO TREATY MATTERS; GENERAL RULES AND REGULATIONS	2018-10-01
FCC Part 22	PUBLIC MOBILE SERVICES	2018-10-01
FCC Part 24	PERSONAL COMMUNICATIONS SERVICES	2018-10-01
FCC Part 27	MISCELLANEOUS WIRELESS COMMUNICATIONS SERVICES	2018-10-01
FCC Part 90	PRIVATE LAND MOBILE RADIO SERVICES	2018-10-01
ANSI/TIA-603-E	Land Mobile FM or PM Communications Equipment Measurement and Performance Standards	2016
ANSI C63.26	American National Standard of Procedures for Compliance Testing of Licensed Transmitters Used in Licensed Radio	2015
KDB 971168 D01	Measurement Guidance for Certification of Licensed Digital Transmitters	v03r01

5. Test Results

5.1. Summary of Test Results

LTE Band 2

Items	Test Name	Clause in FCC rules	Section in this report	Verdict
1	Output Power	24.232(c)	A.1	P
2	Emission Limit	24.238(a),2.1051	A.2	P
3	Frequency Stability	24.235, 2.1055	A.3	P
4	Occupied Bandwidth	2.1049(h)(i)	A.4	P
5	Emission Bandwidth	24.238(a)	A.5	P
6	Band Edge Compliance	24.238(a)	A.6	P
7	Conducted Spurious Emission	24.238, 2.1057	A.7	P
8	Peak to Average Power Ratio	24.232 (d)	A.8	P

LTE Band 4

Items	Test Name	Clause in FCC rules	Section in this report	Verdict
1	Output Power	27.50(d)(4)	A.1	P
2	Emission Limit	27.53(h), 2.1051	A.2	P
3	Frequency Stability	27.54, 2.1055	A.3	P
4	Occupied Bandwidth	2.1049(h)(i)	A.4	P
5	Emission Bandwidth	27.53(h)	A.5	P
6	Band Edge Compliance	27.53(h)	A.6	P
7	Conducted Spurious Emission	27.53(h), 2.1057	A.7	P
8	Peak to Average Power Ratio	27.50(a)	A.8	P

LTE Band 5

Items	Test Name	Clause in FCC rules	Section in this report	Verdict
1	Output Power	2.1046(a),22.913(a)	A.1	P
2	Emission Limit	22.917, 2.1051	A.2	P
3	Frequency Stability	22.235, 2.1055	A.3	P
4	Occupied Bandwidth	2.1049(h)(i)	A.4	P
5	Emission Bandwidth	22.917(b)	A.5	P
6	Band Edge Compliance	22.917(b)	A.6	P
7	Conducted Spurious Emission	22.917, 2.1057	A.7	P

LTE Band 7

Items	Test Name	Clause in FCC rules	Section in this report	Verdict
1	Output Power	27.50(h)(2)	A.1	P
2	Emission Limit	27.53(m), 2.1051	A.2	P
3	Frequency Stability	27.54, 2.1055	A.3	P
4	Occupied Bandwidth	2.1049(h)(i)	A.4	P
5	Emission Bandwidth	27.53(m)	A.5	P
6	Band Edge Compliance	27.53(m)	A.6	P
7	Conducted Spurious Emission	27.53(m), 2.1057	A.7	P
8	Peak to Average Power Ratio	27.50(a)	A.8	P

LTE Band 12

Items	Test Name	Clause in FCC rules	Section in this report	Verdict
1	Output Power	27.50(c)(10)	A.1	P
2	Emission Limit	27.53(g), 2.1051	A.2	P
3	Frequency Stability	27.54, 2.1055	A.3	P
4	Occupied Bandwidth	2.1049(h)(i)	A.4	P
5	Emission Bandwidth	27.53(g)	A.5	P
6	Band Edge Compliance	27.53(g)	A.6	P
7	Conducted Spurious Emission	27.53(g), 2.1057	A.7	P
8	Peak to Average Power Ratio	27.50(a)	A.8	P

LTE Band 13

Items	Test Name	Clause in FCC rules	Section in this report	Verdict
1	Output Power	27.50(b)(10)	A.1	P
2	Emission Limit	27.53(c), 2.1051	A.2	P
3	Frequency Stability	27.54, 2.1055	A.3	P
4	Occupied Bandwidth	2.1049(h)(i)	A.4	P
5	Emission Bandwidth	27.53(c)	A.5	P
6	Band Edge Compliance	27.53(c)	A.6	P
7	Conducted Spurious Emission	27.53(c), 2.1057	A.7	P
8	Peak to Average Power Ratio	27.50(a)	A.8	P

LTE Band 17

Items	Test Name	Clause in FCC rules	Section in this report	Verdict
1	Output Power	27.50(c)(10)	A.1	P
2	Emission Limit	27.53(g), 2.1051	A.2	P
3	Frequency Stability	27.54, 2.1055	A.3	P
4	Occupied Bandwidth	2.1049(h)(i)	A.4	P
5	Emission Bandwidth	27.53(g)	A.5	P
6	Band Edge Compliance	27.53(g)	A.6	P
7	Conducted Spurious Emission	27.53(g), 2.1057	A.7	P
8	Peak to Average Power Ratio	27.50(a)	A.8	P

LTE Band 25

Items	Test Name	Clause in FCC rules	Section in this report	Verdict
1	Output Power	2.1046/24.232	A.1	P
2	Emission Limit	2.1053/24.238	A.2	P
3	Frequency Stability	2.1055/24.235	A.3	P
4	Occupied Bandwidth	2.1049/24.238	A.4	P
5	Emission Bandwidth	2.1049/24.238	A.5	P
6	Band Edge Compliance	2.1049/24.238	A.6	P
7	Conducted Spurious Emission	2.1049/24.238	A.7	P
8	Peak to Average Power Ratio	2.1049/24.238	A.8	P

LTE Band 26 (Part 22)

Items	Test Name	Clause in FCC rules	Section in this report	Verdict
1	Output Power	2.1046/22.913	A.1	P
2	Emission Limit	2.1053/22.917	A.2	P

3	Frequency Stability	2.1055/22.355	A.3	P
4	Occupied Bandwidth	2.1049/22.917	A.4	P
5	Emission Bandwidth	2.1049/22.917	A.5	P
6	Band Edge Compliance	2.1051/22.917	A.6	P
7	Conducted Spurious Emission	2.1046/22.913	A.7	P

LTE Band 26 (Part 90)

Items	Test Name	Clause in FCC rules	Section in this report	Verdict
1	Output Power	2.1046/90.635	A.1	P
2	Emission Limit	2.1053/90.691	A.2	P
3	Frequency Stability	2.1055/90.213	A.3	P
4	Occupied Bandwidth	2.1049/90.1215	A.4	P
5	Emission Bandwidth	2.1049/90.1215	A.5	P
6	Band Edge Compliance	2.1051/90.691	A.6	P
7	Conducted Spurious Emission	2.1051/90.691	A.7	P

LTE Band 40 (2305-2315 MHz and 2350-2360 MHz)

Items	Test Name	Clause in FCC rules	Section in this report	Verdict
1	Output Power	27.50(h)(2)	A.1	P
2	Emission Limit	27.53(m), 2.1051	A.2	P
3	Frequency Stability	27.54, 2.1055	A.3	P
4	Occupied Bandwidth	2.1049(h)(i)	A.4	P
5	Emission Bandwidth	27.53(m)	A.5	P
6	Band Edge Compliance	27.53(m)	A.6	P
7	Conducted Spurious Emission	27.53(m), 2.1057	A.7	P
8	Peak to Average Power Ratio	27.50(a)	A.8	P

LTE Band 41

Items	Test Name	Clause in FCC rules	Section in this report	Verdict
1	Output Power	27.50(h)(2)	A.1	P
2	Emission Limit	27.53(m), 2.1051	A.2	P
3	Frequency Stability	27.54, 2.1055	A.3	P
4	Occupied Bandwidth	2.1049(h)(i)	A.4	P
5	Emission Bandwidth	27.53(m)	A.5	P
6	Band Edge Compliance	27.53(m)	A.6	P
7	Conducted Spurious Emission	27.53(m), 2.1057	A.7	P
8	Peak to Average Power Ratio	27.50(a)	A.8	P

LTE Band 66

Items	Test Name	Clause in FCC rules	Section in this report	Verdict
1	Output Power	27.50(d)(4)	A.1	P
2	Emission Limit	27.53(h), 2.1051	A.2	P
3	Frequency Stability	27.54, 2.1055	A.3	P
4	Occupied Bandwidth	2.1049(h)(i)	A.4	P

5	Emission Bandwidth	27.53(h)	A.5	P
6	Band Edge Compliance	27.53(h)	A.6	P
7	Conducted Spurious Emission	27.53(h), 2.1057	A.7	P
8	Peak to Average Power Ratio	27.50(a)	A.8	P

Note: please refer to Annex C in this test report for the detailed test results.
The following terms are used in the above table.

P	Pass, the EUT complies with the essential requirements in the standard.
NM	Not measure, the test was not measured by ECIT.
NA	Not applicable, the test was not applicable.
F	Fail, the EUT does not comply with the essential requirements in the standard.

5.2. Statements

The YDE031, YDE032 is a parent model for testing.
ECIT only performed test cases which identified with P/NM/NA/F results in Annex C.

ECIT has verified that the compliance of the tested device specified in section 5 of this test report is successfully evaluated according to the procedure and test methods as defined in type certification requirement listed in section 5 of this test report.

Note：The two model names are YDE031 with eSIM general version and YDE032 without eSIM version. The test results are the same, so the YED031 is used in this report.

6. Test Equipment Utilized

Climate chamber

No.	Equipment	Model	Serial Number	Manufacturer	Cal. Date	Cal. interval
1	Climate chamber	UT333 BT	C191995461	UNI-T	2020-05-10	1 years

Radiated emission test system

The test equipment and ancillaries used are as follows.

No.	Equipment	Model	Serial Number	Manufacturer	Cal. Date	Cal. interval
1	Universal Radio Communication Tester	CMW500	104178	R&S	2020-05-10	1 year
2	Test Receiver	ESU40	100307	R&S	2020-05-10	1 year
3	TRILOG Antenna	VULB9163	VULB9163-515	Schwarzbeck	2020-02-28	2 years
4	Double Ridged Guide Antenna	ETS-3117	135890	ETS	2020-02-28	2 years
5	2-Line V-Network	ENV216	101380	R&S	2020-05-10	1 year
7	RF Signal Generator	SMF100A	102314	R&S	2020-05-10	1 year
9	Amplifier	SCU08	10146	R&S	2020-05-10	1 year

Conducted test system

No.	Name	Type	SN	Manufacture	Calibration date	Cal.interval
1	Vector Signal Analyser	FSQ40	200063	R&S	2020-05-10	1 year
2	Wireless communication comprehensive tester	CMW500	148904	R&S	2020-05-10	1 year
3	DC Power Supply	ZUP60-14	LOC-220Z006-0007	TDL-Lambda	2020-05-10	1 year

7. Test Environment

Shielding Room1 (6.0 meters×3.0 meters×2.7 meters) did not exceed following limits along the conducted RF performance testing:

Temperature	Min. = 15 ℃, Max. = 35 ℃
Relative humidity	Min. = 20%, Max. = 75 %
Shielding effectiveness	> 100 dB
Ground system resistance	< 0.5 Ω

Control room did not exceed following limits along the EMC testing:

Temperature	Min. = 15 ℃, Max. = 35 ℃
Relative humidity	Min. =25 %, Max. =75 %
Shielding effectiveness	> 100 dB
Electrical insulation	> 10 kΩ
Ground system resistance	< 0.5 Ω

Fully-anechoic chamber1 (6.9 meters×10.9 meters×5.4 meters) did not exceed following limits along the EMC testing:

Temperature	Min. = 15 ℃, Max. = 35 ℃
Relative humidity	Min. = 25 %, Max. = 75 %
Shielding effectiveness	> 100 dB
Electrical insulation	> 10 kΩ
Ground system resistance	< 0.5 Ω
VSWR	Between 0 and 6 dB, from 1GHz to 18GHz
Site Attenuation Deviation	Between -4 and 4 dB,30MHz to 1GHz
Uniformity of field strength	Between 0 and 6 dB, from 80MHz to 3000 MHz

8. Measurement Uncertainty

Measurement uncertainty for all the testing in this report are within the limit specified in ECIT documents. The detailed measurement uncertainty to see the column, k=2

Measurement Items	Range	Confidence Level	Calculated Uncertainty
Maximum Peak Output Power	30MHz-3600MHz	95%	±0.544dB
EBW and VBW	30MHz-3600MHz	95%	±62.04Hz
Transmitter Spurious Emission-Conducted	30MHz-2GHz	95%	±0.90dB
Transmitter Spurious Emission-Conducted	2GHz-3.6GHz	95%	±0.88dB
Transmitter Spurious Emission-Conducted	3.6GHz-8GHz	95%	±0.96dB
Transmitter Spurious Emission-Conducted	8GHz-20GHz	95%	±0.94dB
Transmitter Spurious Emission-Radiated	9KHz-30MHz	95%	±5.66dB
Transmitter Spurious Emission-Radiated	30MHz-1000MHz	95%	±4.98dB
Transmitter Spurious Emission-Radiated	1000MHz -18000MHz	95%	±5.06dB
Transmitter Spurious Emission-Radiated	18000MHz -40000MHz	95%	±5.20dB
Frequency stability	1MHz-16GHz	95%	±62.04Hz

ANNEX A. MEASUREMENT RESULTS

ANNEX A.1. OUTPUT POWER

A.1.1. Summary

During the process of testing, the EUT was controlled via Rhode & Schwarz Digital Radio Communication tester (CMW500) to ensure max power transmission and proper modulation.
In all cases, output power is within the specified limits.
CMW500 setting：
1: CMW500 is connected to the DUT
2; Set RX Expected PEP to 30 dbm

A.1.2. Conducted

A.1.2.1. Method of Measurements

The EUT was set up for the max output power with pseudo random data modulation.
These measurements were done at 3 frequencies (bottom, middle and top of operational frequency range) for each bandwidth.

A.1.2.2 Measurement result

LTE band 2

LTE			Out put power (dBm)		
Modulation	RB	RB Offset	1.4MHz		
			18607	18900	19193
QPSK	1	Low	21.66	21.74	21.76
		Middle	21.79	21.88	21.90
		High	21.64	21.75	21.75
	50%	Low	21.77	21.84	21.87
		Middle	21.79	21.91	21.94
		High	21.80	21.87	21.87
	100%	/	20.78	20.87	20.88
16QAM	1	Low	20.99	21.14	21.11
		Middle	21.16	21.27	21.20
		High	21.00	21.13	21.09
	50%	Low	20.80	20.90	20.88
		Middle	20.85	20.98	20.95
		High	20.79	20.93	20.88
	100%	/	19.92	20.01	19.99
Modulation	RB	RB Offset	3MHz		
			18615	18900	19185
QPSK	1	Low	21.69	21.77	21.78
		Middle	21.80	21.94	21.88

		High	21.66	21.75	21.77
	50%	Low	20.72	20.82	20.80
		Middle	20.75	20.84	20.85
		High	20.72	20.78	20.82
	100%	/	20.73	20.78	20.82
16QAM	1	Low	21.06	21.17	21.14
		Middle	21.21	21.34	21.22
		High	21.02	21.14	21.05
	50%	Low	19.85	19.93	19.93
		Middle	19.89	19.97	19.96
		High	19.85	19.92	19.92
	100%	/	19.79	19.85	19.86
Modulation	RB	RB Offset	5MHz		
			18625	18900	19175
QPSK	1	Low	21.62	21.70	21.71
		Middle	21.89	21.98	21.97
		High	21.58	21.66	21.67
	50%	Low	20.77	20.84	20.84
		Middle	20.81	20.89	20.89
		High	20.75	20.78	20.86
	100%	/	20.77	20.83	20.85
16QAM	1	Low	20.98	21.06	21.11
		Middle	21.24	21.31	21.29
		High	20.95	21.09	21.01
	50%	Low	19.80	19.89	19.86
		Middle	19.85	19.93	19.92
		High	19.78	19.83	19.88
	100%	/	19.81	19.87	19.90
Modulation	RB	RB Offset	10MHz		
			18650	18900	19150
QPSK	1	Low	21.72	21.79	21.78
		Middle	21.81	21.89	21.91
		High	21.61	21.73	21.76
	50%	Low	20.79	20.92	20.95
		Middle	20.79	20.84	20.89
		High	20.86	20.80	20.89
	100%	/	20.86	20.88	20.93
16QAM	1	Low	21.10	21.20	21.14
		Middle	21.17	21.28	21.30
		High	20.97	21.11	21.09
	50%	Low	19.85	19.96	19.98
		Middle	19.82	19.91	19.93

		High	19.90	19.86	19.93
	100%	/	19.89	19.91	19.98
Modulation	RB	RB Offset	15MHz		
			18675	18900	19125
QPSK	1	Low	21.69	21.71	21.71
		Middle	21.73	21.82	21.81
		High	21.56	21.69	21.71
	50%	Low	20.79	20.94	20.90
		Middle	20.82	20.88	20.90
		High	20.85	20.81	20.85
	100%	/	20.82	20.89	20.89
16QAM	1	Low	21.09	21.10	21.06
		Middle	21.05	21.19	21.17
		High	20.89	21.04	21.07
	50%	Low	19.82	19.95	19.90
		Middle	19.81	19.88	19.92
		High	19.85	19.83	19.86
	100%	/	19.85	19.90	19.92
Modulation	RB	RB Offset	20MHz		
			18700	18900	19100
QPSK	1	Low	21.74	21.76	21.73
		Middle	21.87	21.97	21.92
		High	21.60	21.66	21.66
	50%	Low	20.79	21.06	20.84
		Middle	20.89	20.95	20.92
		High	21.01	20.90	20.78
	100%	/	20.91	20.98	20.82
16QAM	1	Low	21.10	21.14	21.07
		Middle	21.20	21.36	21.26
		High	20.95	21.02	21.04
	50%	Low	19.84	20.08	19.86
		Middle	19.91	19.97	19.93
		High	20.01	19.94	19.83
	100%	/	19.91	20.01	19.82

LTE band 4

LTE			Out put power (dBm)		
Modulation	RB	RB Offset	1.4MHz		
			19957	20175	20393
QPSK	1	Low	21.04	21.09	21.05
		Middle	21.15	21.20	21.21
		High	21.01	21.08	21.00
	50%	Low	21.14	21.20	21.15
		Middle	21.21	21.20	21.16
		High	21.11	21.17	21.16
	100%	/	20.14	20.18	20.13
16QAM	1	Low	20.36	20.46	20.43
		Middle	20.49	20.59	20.59
		High	20.37	20.42	20.45
	50%	Low	20.17	20.22	20.18
		Middle	20.18	20.27	20.29
		High	20.17	20.25	20.21
	100%	/	19.21	19.32	19.32
Modulation	RB	RB Offset	3MHz		
			19965	20175	20385
QPSK	1	Low	21.10	21.16	21.14
		Middle	21.21	21.28	21.28
		High	21.11	21.14	21.09
	50%	Low	20.15	20.21	20.14
		Middle	20.16	20.26	20.18
		High	20.16	20.19	20.15
	100%	/	20.15	20.17	20.16
16QAM	1	Low	20.47	20.54	20.52
		Middle	20.62	20.64	20.69
		High	20.53	20.52	20.56
	50%	Low	19.22	19.34	19.31
		Middle	19.27	19.34	19.33
		High	19.23	19.31	19.29
	100%	/	19.20	19.26	19.20
Modulation	RB	RB Offset	5MHz		
			19975	20175	20375
QPSK	1	Low	21.02	21.06	21.03
		Middle	21.31	21.34	21.31
		High	21.02	20.99	21.00
	50%	Low	20.14	20.21	20.17
		Middle	20.25	20.28	20.24
		High	20.18	20.17	20.18

	100%	/	20.15	20.20	20.18
16QAM	1	Low	20.43	20.49	20.43
		Middle	20.73	20.65	20.69
		High	20.39	20.43	20.33
	50%	Low	19.21	19.23	19.20
		Middle	19.24	19.29	19.25
		High	19.23	19.21	19.20
	100%	/	19.20	19.23	19.23
Modulation	RB	RB Offset	10MHz		
			20000	20175	20350
QPSK	1	Low	21.13	21.16	21.13
		Middle	21.31	21.20	21.22
		High	21.10	21.02	21.03
	50%	Low	20.20	20.23	20.26
		Middle	20.20	20.23	20.25
		High	20.24	20.21	20.18
	100%	/	20.22	20.18	20.23
16QAM	1	Low	20.47	20.47	20.53
		Middle	20.66	20.59	20.62
		High	20.51	20.48	20.50
	50%	Low	19.23	19.25	19.33
		Middle	19.22	19.21	19.28
		High	19.27	19.23	19.25
	100%	/	19.26	19.22	19.25
Modulation	RB	RB Offset	15MHz		
			20025	20175	20325
QPSK	1	Low	21.07	21.13	21.10
		Middle	21.18	21.16	21.19
		High	21.00	20.97	20.96
	50%	Low	20.25	20.28	20.22
		Middle	20.26	20.23	20.26
		High	20.23	20.20	20.22
	100%	/	20.20	20.20	20.19
16QAM	1	Low	20.48	20.51	20.45
		Middle	20.58	20.58	20.57
		High	20.42	20.35	20.33
	50%	Low	19.24	19.21	19.27
		Middle	19.28	19.24	19.23
		High	19.24	19.18	19.21
	100%	/	19.24	19.25	19.25
Modulation	RB	RB Offset	20MHz		
			20050	20175	20300

QPSK	1	Low	21.03	21.12	21.08
		Middle	21.31	21.26	21.20
		High	20.96	20.94	20.91
	50%	Low	20.22	20.22	20.28
		Middle	20.26	20.24	20.24
		High	20.22	20.13	20.17
	100%	/	20.25	20.16	20.19
16QAM	1	Low	20.35	20.53	20.44
		Middle	20.66	20.63	20.60
		High	20.32	20.30	20.22
	50%	Low	19.24	19.25	19.30
		Middle	19.28	19.27	19.25
		High	19.28	19.17	19.21
	100%	/	19.27	19.20	19.21

LTE band 5

LTE			Out put power (dBm)		
Modulation	RB	RB Offset	1.4MHz		
			20407	20525	20643
QPSK	1	Low	23.05	23.00	23.03
		Middle	23.15	23.13	23.14
		High	23.05	23.02	23.03
	50%	Low	23.15	23.13	23.14
		Middle	23.21	23.18	23.19
		High	23.15	23.13	23.16
	100%	/	22.24	22.12	22.16
16QAM	1	Low	22.28	22.14	22.10
		Middle	22.41	22.24	22.17
		High	22.31	22.15	22.07
	50%	Low	22.14	22.00	21.97
		Middle	22.19	22.05	22.03
		High	22.13	22.00	21.96
	100%	/	21.28	21.21	21.21
Modulation	RB	RB Offset	3MHz		
			20415	20525	20635
QPSK	1	Low	23.08	23.06	23.05
		Middle	23.19	23.20	23.20
		High	23.07	23.04	23.07
	50%	Low	22.18	22.06	22.10
		Middle	22.20	22.10	22.12
		High	22.17	22.07	22.08
	100%	/	22.19	22.10	22.13
16QAM	1	Low	22.37	22.16	22.17

		Middle	22.43	22.29	22.29
		High	22.31	22.18	22.07
	50%	Low	21.22	21.14	21.16
		Middle	21.25	21.18	21.16
		High	21.22	21.15	21.10
	100%	/	21.19	21.12	21.13
Modulation	RB	RB Offset	5MHz		
			20425	20525	20625
QPSK	1	Low	22.99	22.96	22.93
		Middle	23.20	23.19	23.17
		High	23.00	22.92	22.96
	50%	Low	22.18	22.03	22.11
		Middle	22.21	22.11	22.12
		High	22.16	22.07	22.05
	100%	/	22.20	22.08	22.10
16QAM	1	Low	22.24	22.10	22.12
		Middle	22.42	22.33	22.32
		High	22.22	22.10	22.00
	50%	Low	21.17	21.03	21.13
		Middle	21.19	21.13	21.13
		High	21.12	21.08	21.03
	100%	/	21.15	21.09	21.11
Modulation	RB	RB Offset	10MHz		
			20450	20525	20600
QPSK	1	Low	23.07	23.07	23.07
		Middle	23.21	23.16	23.15
		High	23.06	23.04	23.03
	50%	Low	22.28	22.11	22.23
		Middle	22.23	22.14	22.18
		High	22.29	22.17	22.07
	100%	/	22.30	22.13	22.17
16QAM	1	Low	22.32	22.18	22.21
		Middle	22.39	22.28	22.32
		High	22.14	22.21	22.04
	50%	Low	21.25	21.12	21.25
		Middle	21.19	21.15	21.20
		High	21.24	21.19	21.09
	100%	/	21.26	21.14	21.19

LTE band 7

LTE			Out put power (dBm)		
Modulation	RB	RB Offset	5MHz		
			20775	21100	21425
QPSK	1	Low	22.30	22.33	22.37
		Middle	22.57	22.62	22.59
		High	22.33	22.39	22.37
	50%	Low	21.52	21.50	21.48
		Middle	21.57	21.52	21.52
		High	21.52	21.50	21.48
	100%	/	21.55	21.50	21.50
16QAM	1	Low	21.60	21.62	21.64
		Middle	21.82	21.85	21.87
		High	21.64	21.64	21.66
	50%	Low	20.49	20.46	20.47
		Middle	20.53	20.50	20.51
		High	20.48	20.45	20.48
	100%	/	20.54	20.48	20.49
Modulation	RB	RB Offset	10MHz		
			20800	21100	21400
QPSK	1	Low	22.40	22.41	22.46
		Middle	22.53	22.58	22.57
		High	22.40	22.48	22.48
	50%	Low	21.57	21.60	21.61
		Middle	21.57	21.55	21.57
		High	21.68	21.53	21.52
	100%	/	21.64	21.58	21.59
16QAM	1	Low	21.72	21.69	21.71
		Middle	21.84	21.80	21.84
		High	21.74	21.71	21.75
	50%	Low	20.55	20.56	20.60
		Middle	20.54	20.52	20.53
		High	20.66	20.51	20.50
	100%	/	20.61	20.54	20.58
Modulation	RB	RB Offset	15MHz		
			20825	21100	21375
QPSK	1	Low	22.37	22.36	22.38
		Middle	22.47	22.51	22.53
		High	22.42	22.45	22.48
	50%	Low	21.58	21.59	21.62
		Middle	21.59	21.56	21.57
		High	21.71	21.58	21.52

	100%	/	21.63	21.58	21.58
16QAM	1	Low	21.66	21.62	21.63
		Middle	21.79	21.79	21.80
		High	21.69	21.73	21.73
	50%	Low	20.50	20.55	20.59
		Middle	20.53	20.51	20.54
		High	20.65	20.52	20.48
	100%	/	20.59	20.55	20.54
Modulation	RB	RB Offset	20MHz		
			20850	21100	21350
QPSK	1	Low	22.27	22.43	22.53
		Middle	22.59	22.74	22.80
		High	22.47	22.58	22.62
	50%	Low	21.43	21.81	21.77
		Middle	21.61	21.74	21.77
		High	21.80	21.80	21.64
	100%	/	21.67	21.79	21.67
16QAM	1	Low	21.56	21.66	21.78
		Middle	21.87	22.00	22.05
		High	21.76	21.87	21.84
	50%	Low	20.41	20.78	20.73
		Middle	20.59	20.70	20.74
		High	20.78	20.76	20.60
	100%	/	20.63	20.75	20.64

LTE band 12

LTE			Out put power (dBm)		
Modulation	RB	RB Offset	1.4MHz		
			23017	23095	23173
QPSK	1	Low	22.97	22.98	22.95
		Middle	23.09	23.11	23.07
		High	22.98	22.96	22.96
	50%	Low	23.08	23.08	23.07
		Middle	23.13	23.13	23.09
		High	23.10	23.08	23.07
	100%	/	22.08	22.07	22.08
16QAM	1	Low	22.26	22.28	22.26
		Middle	22.41	22.41	22.37
		High	22.28	22.30	22.24
	50%	Low	22.07	22.09	22.05
		Middle	22.13	22.14	22.11
		High	22.09	22.07	22.05
	100%	/	21.20	21.19	21.16

Modulation	RB	RB Offset	3MHz		
			23025	23095	23165
QPSK	1	Low	22.93	22.89	22.74
		Middle	23.25	23.21	23.07
		High	22.97	22.96	22.83
	50%	Low	22.05	22.07	21.92
		Middle	22.14	22.10	22.04
		High	22.13	22.03	21.96
	100%	/	22.09	22.05	21.96
16QAM	1	Low	22.23	22.22	21.98
		Middle	22.61	22.59	22.32
		High	22.28	22.32	22.15
	50%	Low	21.06	21.09	20.91
		Middle	21.16	21.15	21.03
		High	21.14	21.06	20.96
	100%	/	21.09	21.09	20.98
Modulation	RB	RB Offset	5MHz		
			23035	23095	23155
QPSK	1	Low	22.93	22.98	22.87
		Middle	23.18	23.21	23.15
		High	23.00	22.97	22.93
	50%	Low	21.92	22.10	21.98
		Middle	22.13	22.13	22.10
		High	21.99	22.17	21.87
	100%	/	21.97	22.13	21.96
16QAM	1	Low	22.22	22.33	22.16
		Middle	22.53	22.54	22.45
		High	22.34	22.31	22.26
	50%	Low	20.95	21.13	21.00
		Middle	21.15	21.16	21.14
		High	21.00	21.21	20.90
	100%	/	20.99	21.16	20.97
Modulation	RB	RB Offset	10MHz		
			23060	23095	23130
QPSK	1	Low	23.00	22.99	23.02
		Middle	23.19	23.20	23.12
		High	23.09	23.05	23.07
	50%	Low	22.15	22.25	22.00
		Middle	22.16	22.16	22.14
		High	22.15	22.41	22.01
	100%	/	22.13	22.34	22.00
16QAM	1	Low	22.31	22.31	22.36

		Middle	22.55	22.53	22.42
		High	22.40	22.34	22.36
	50%	Low	21.14	21.26	21.00
		Middle	21.20	21.16	21.15
		High	21.15	21.42	21.01
	100%	/	21.18	21.34	21.03

LTE band 13

LTE			Out put power (dBm)		
Modulation	RB	RB Offset	5MHz		
			23035	23095	23155
QPSK	1	Low	22.75	22.80	22.74
		Middle	23.10	23.07	23.01
		High	22.81	22.77	22.74
	50%	Low	22.04	22.00	21.92
		Middle	22.05	22.01	22.01
		High	21.93	22.01	22.08
	100%	/	21.98	22.01	22.00
16QAM	1	Low	22.08	22.17	22.09
		Middle	22.47	22.40	22.31
		High	22.15	22.09	22.03
	50%	Low	21.05	21.02	20.92
		Middle	21.05	21.03	21.02
		High	20.93	20.99	21.07
	100%	/	21.00	21.00	21.01
Modulation	RB	RB Offset	10MHz		
			23060	23095	23130
QPSK	1	Low	22.86	22.87	22.86
		Middle	23.01	23.01	23.00
		High	22.86	22.86	22.86
	50%	Low	22.18	22.17	22.16
		Middle	22.04	22.05	22.03
		High	22.22	22.20	22.20
	100%	/	22.19	22.19	22.18
16QAM	1	Low	22.20	22.21	22.19
		Middle	22.33	22.38	22.34
		High	22.15	22.15	22.17
	50%	Low	21.16	21.16	21.19
		Middle	21.04	21.05	21.06
		High	21.18	21.18	21.19
	100%	/	21.16	21.17	21.18

LTE band 17

LTE			Out put power (dBm)		
Modulation	RB	RB Offset	5MHz		
			23755	23790	23825
QPSK	1	Low	22.96	22.93	22.89
		Middle	23.22	23.22	23.17
		High	22.97	22.92	22.92
	50%	Low	22.18	21.99	21.98
		Middle	22.18	22.14	22.09
		High	22.12	22.24	21.85
	100%	/	22.15	22.13	21.93
16QAM	1	Low	22.27	22.25	22.22
		Middle	22.56	22.51	22.47
		High	22.28	22.23	22.22
	50%	Low	21.15	20.98	20.99
		Middle	21.18	21.13	21.11
		High	21.12	21.21	20.87
	100%	/	21.14	21.15	20.97
Modulation	RB	RB Offset	10MHz		
			23780	23790	23800
QPSK	1	Low	23.04	23.05	23.05
		Middle	23.15	23.15	23.16
		High	23.06	23.06	23.08
	50%	Low	22.16	22.08	21.97
		Middle	22.15	22.15	22.13
		High	22.37	22.21	22.01
	100%	/	22.27	22.17	22.01
16QAM	1	Low	22.35	22.37	22.35
		Middle	22.43	22.42	22.45
		High	22.34	22.38	22.38
	50%	Low	21.16	21.06	21.00
		Middle	21.13	21.17	21.15
		High	21.37	21.23	21.04
	100%	/	21.26	21.17	21.03

LTE band 25

LTE			Out put power (dBm)		
Modulation	RB	RB Offset	1.4MHz		
			26047	26365	26683
QPSK	1	Low	21.51	21.60	21.57
		Middle	21.62	21.71	21.69
		High	21.52	21.59	21.59
	50%	Low	21.62	21.69	21.68

		Middle	21.66	21.74	21.72
		High	21.61	21.70	21.68
	100%	/	20.60	20.68	20.72
16QAM	1	Low	20.88	20.99	20.85
		Middle	21.02	21.10	20.92
		High	20.87	21.03	20.84
	50%	Low	20.66	20.78	20.68
		Middle	20.68	20.83	20.71
		High	20.63	20.79	20.66
	100%	/	19.78	19.85	19.82
Modulation	RB	RB Offset	3MHz		
			26055	26365	26675
QPSK	1	Low	21.56	21.66	21.63
		Middle	21.74	21.72	21.75
		High	21.56	21.65	21.61
	50%	Low	20.61	20.71	20.71
		Middle	20.64	20.72	20.69
		High	20.60	20.68	20.66
	100%	/	20.59	20.68	20.71
16QAM	1	Low	20.92	21.06	20.95
		Middle	21.13	21.17	21.02
		High	20.94	21.03	20.88
	50%	Low	19.75	19.84	19.77
		Middle	19.77	19.85	19.77
		High	19.72	19.80	19.72
	100%	/	19.66	19.75	19.70
Modulation	RB	RB Offset	5MHz		
			26065	26365	26665
QPSK	1	Low	21.50	21.57	21.59
		Middle	21.80	21.81	21.87
		High	21.45	21.53	21.52
	50%	Low	20.66	20.70	20.71
		Middle	20.72	20.74	20.77
		High	20.62	20.66	20.64
	100%	/	20.67	20.69	20.70
16QAM	1	Low	20.85	20.98	20.94
		Middle	21.12	21.26	21.09
		High	20.81	20.91	20.82
	50%	Low	19.70	19.76	19.73
		Middle	19.74	19.80	19.79
		High	19.67	19.71	19.67
	100%	/	19.67	19.74	19.70

Modulation	RB	RB Offset	10MHz		
			26090	26365	26640
QPSK	1	Low	21.61	21.64	21.66
		Middle	21.71	21.79	21.78
		High	21.51	21.61	21.61
	50%	Low	20.71	20.78	20.75
		Middle	20.70	20.74	20.79
		High	20.75	20.72	20.72
	100%	/	20.72	20.73	20.77
16QAM	1	Low	21.01	21.05	21.03
		Middle	21.05	21.13	21.11
		High	20.87	20.99	20.88
	50%	Low	19.75	19.82	19.78
		Middle	19.72	19.78	19.81
		High	19.74	19.75	19.72
	100%	/	19.77	19.78	19.76
Modulation	RB	RB Offset	15MHz		
			26115	26365	26615
QPSK	1	Low	21.57	21.58	21.59
		Middle	21.60	21.68	21.68
		High	21.41	21.55	21.54
	50%	Low	20.68	20.77	20.79
		Middle	20.66	20.72	20.78
		High	20.70	20.74	20.77
	100%	/	20.70	20.77	20.78
16QAM	1	Low	20.95	20.97	20.97
		Middle	20.96	21.09	21.05
		High	20.73	20.92	20.81
	50%	Low	19.70	19.80	19.79
		Middle	19.68	19.72	19.78
		High	19.70	19.74	19.76
	100%	/	19.73	19.79	19.80
Modulation	RB	RB Offset	20MHz		
			26140	26365	26590
QPSK	1	Low	21.61	21.58	21.59
		Middle	21.75	21.82	21.80
		High	21.43	21.52	21.46
	50%	Low	20.69	20.93	20.90
		Middle	20.74	20.77	20.78
		High	20.81	20.82	20.78
	100%	/	20.72	20.85	20.83
16QAM	1	Low	20.99	21.00	20.95

		Middle	21.11	21.21	21.19
		High	20.78	20.89	20.73
	50%	Low	19.72	19.97	19.93
		Middle	19.74	19.80	19.80
		High	19.84	19.81	19.79
	100%	/	19.75	19.85	19.82

LTE band 26(part22)

LTE			Out put power (dBm)		
Modulation	RB	RB Offset	1.4MHz		
			27033	26865	26697
QPSK	1	Low	23.00	22.92	22.90
		Middle	23.13	23.05	23.04
		High	22.99	22.92	22.90
	50%	Low	23.11	23.04	23.02
		Middle	23.17	23.09	23.10
		High	23.11	23.04	23.03
	100%	/	22.16	22.13	22.12
16QAM	1	Low	22.21	22.10	22.07
		Middle	22.30	22.23	22.14
		High	22.16	22.12	22.00
	50%	Low	22.07	22.00	21.95
		Middle	22.11	22.03	21.99
		High	22.04	21.98	21.92
	100%	/	21.21	21.14	21.11
Modulation	RB	RB Offset	3MHz		
			27025	26865	26075
QPSK	1	Low	21.16	22.98	23.01
		Middle	21.32	23.13	23.11
		High	21.12	22.99	23.01
	50%	Low	20.21	22.07	22.09
		Middle	20.22	22.10	22.09
		High	20.19	22.08	22.08
	100%	/	20.20	22.10	22.11
16QAM	1	Low	20.55	22.24	22.24
		Middle	20.71	22.33	22.29
		High	20.48	22.20	22.09
	50%	Low	19.34	21.10	21.12
		Middle	19.35	21.14	21.12
		High	19.31	21.11	21.05
	100%	/	19.27	21.08	21.08
Modulation	RB	RB Offset	5MHz		
			27015	26865	26715

QPSK	1	Low	22.97	22.91	22.88
		Middle	23.15	23.13	23.18
		High	22.96	22.88	22.92
	50%	Low	22.04	22.09	22.11
		Middle	22.16	22.13	22.15
		High	22.16	22.10	22.04
	100%	/	22.15	22.12	22.13
16QAM	1	Low	22.20	22.14	22.10
		Middle	22.34	22.33	22.32
		High	22.18	22.07	21.99
	50%	Low	21.03	21.04	21.07
		Middle	21.13	21.10	21.09
		High	21.12	21.05	20.97
	100%	/	21.12	21.08	21.07
Modulation	RB	RB Offset	10MHz		
			26690	26865	26750
QPSK	1	Low	23.02	23.03	22.99
		Middle	23.14	23.12	23.10
		High	22.98	22.95	23.00
	50%	Low	22.09	22.17	22.21
		Middle	22.18	22.18	22.15
		High	22.19	22.22	22.07
	100%	/	22.16	22.20	22.13
16QAM	1	Low	22.20	22.29	22.22
		Middle	22.32	22.31	22.32
		High	22.26	22.19	22.10
	50%	Low	21.05	21.14	21.16
		Middle	21.14	21.14	21.12
		High	21.15	21.17	21.02
	100%	/	21.12	21.16	21.09
Modulation	RB	RB Offset	15MHz		
			26965	26865	26775
QPSK	1	Low	22.95	22.96	22.90
		Middle	23.02	23.01	22.97
		High	22.95	22.90	22.90
	50%	Low	22.10	22.18	22.09
		Middle	22.15	22.15	22.13
		High	22.14	22.14	22.04
	100%	/	22.11	22.15	22.10
16QAM	1	Low	22.15	22.24	22.09
		Middle	22.31	22.22	22.19
		High	22.19	22.10	22.06

	50%	Low	21.04	21.13	21.03
		Middle	21.12	21.09	21.07
		High	21.10	21.08	20.99
	100%	/	21.08	21.13	21.03

LTE band 26(part90)

LTE			Out put power (dBm)		
Modulation	RB	RB Offset	1.4MHz		
			27033	26865	26697
QPSK	1	Low	23.00	22.92	22.95
		Middle	23.13	23.15	23.04
		High	22.99	22.92	22.70
	50%	Low	23.11	23.04	23.02
		Middle	23.17	22.99	23.10
		High	23.11	23.04	23.03
	100%	/	22.16	22.13	22.12
16QAM	1	Low	22.21	22.30	22.07
		Middle	22.39	22.23	22.14
		High	22.10	22.12	22.00
	50%	Low	22.07	22.10	21.95
		Middle	22.10	22.03	21.99
		High	22.04	21.88	21.92
	100%	/	21.20	21.14	21.10
Modulation	RB	RB Offset	3MHz		
			27025	26865	26075
QPSK	1	Low	21.16	22.97	23.03
		Middle	21.32	23.10	23.11
		High	21.14	22.99	23.00
	50%	Low	20.21	22.09	22.09
		Middle	20.22	22.10	22.00
		High	20.19	22.08	22.08
	100%	/	20.20	22.10	22.11
16QAM	1	Low	20.55	22.24	22.24
		Middle	20.71	22.31	22.29
		High	20.47	22.20	22.09
	50%	Low	19.34	21.10	21.12
		Middle	19.35	21.13	21.12
		High	19.31	21.11	21.05
	100%	/	19.27	21.07	21.03
Modulation	RB	RB Offset	5MHz		
			27015	26865	26715
QPSK	1	Low	22.97	22.93	22.87
		Middle	23.15	23.19	23.18

		High	22.95	22.88	22.98
	50%	Low	22.08	22.07	22.10
		Middle	22.16	22.16	22.18
		High	22.19	22.10	22.07
	100%	/	22.19	22.12	22.13
16QAM	1	Low	22.20	22.17	22.10
		Middle	22.34	22.36	22.32
		High	22.17	22.07	21.99
	50%	Low	21.03	21.07	21.07
		Middle	21.13	21.10	21.08
		High	21.18	21.05	20.97
	100%	/	21.12	21.09	21.06
Modulation	RB	RB Offset	10MHz		
			26690	26865	26750
QPSK	1	Low	23.02	23.04	22.99
		Middle	23.14	23.11	23.10
		High	22.96	22.95	23.00
	50%	Low	22.09	22.17	22.21
		Middle	22.18	22.18	22.14
		High	22.19	22.22	22.07
	100%	/	22.16	22.22	22.13
16QAM	1	Low	22.21	22.29	22.22
		Middle	22.32	22.31	22.32
		High	22.26	22.17	22.10
	50%	Low	21.05	21.14	21.19
		Middle	21.14	21.14	21.12
		High	21.15	21.15	21.02
	100%	/	21.10	21.16	21.08

LTE band 40(lower)

LTE			Out put power (dBm)		
Modulation	RB	RB Offset	5MHz		
			38725	38750	38775
QPSK	1	Low	23.27	23.30	23.25
		Middle	23.35	23.40	23.36
		High	23.22	23.29	23.20
	50%	Low	22.37	22.38	22.38
		Middle	22.40	22.42	22.40
		High	22.34	22.32	22.34
	100%	/	22.32	22.34	22.32
16QAM	1	Low	22.43	22.49	22.45
		Middle	22.54	22.56	22.51
		High	22.40	22.46	22.37

	50%	Low	21.39	21.39	21.40
		Middle	21.40	21.43	21.44
		High	21.33	21.36	21.36
	100%	/	21.35	21.38	21.41
Modulation	RB	RB Offset	10MHz		
			38750	38750	38750
QPSK	1	Low	23.37	23.41	23.36
		Middle	23.46	23.48	23.45
		High	23.25	23.36	23.27
	50%	Low	22.40	22.49	22.36
		Middle	22.41	22.42	22.37
		High	22.35	22.40	22.36
	100%	/	22.42	22.47	22.40
16QAM	1	Low	22.56	22.61	22.56
		Middle	22.64	22.69	22.66
		High	22.47	22.55	22.47
	50%	Low	21.43	21.54	21.52
		Middle	21.43	21.50	21.48
		High	21.42	21.42	21.45
	100%	/	21.41	21.47	21.45

LTE band 40(upper)

LTE			Out put power (dBm)		
Modulation	RB	RB Offset	5MHz		
			39175	39200	39225
QPSK	1	Low	23.27	23.30	23.25
		Middle	23.36	23.41	23.36
		High	23.22	23.25	23.20
	50%	Low	22.37	22.38	22.33
		Middle	22.40	22.42	22.40
		High	22.34	22.34	22.34
	100%	/	22.32	22.34	22.32
16QAM	1	Low	22.43	22.49	22.45
		Middle	22.54	22.57	22.51
		High	22.40	22.46	22.37
	50%	Low	21.39	21.39	21.40
		Middle	21.40	21.44	21.44
		High	21.33	21.36	21.38
	100%	/	21.35	21.38	21.41
Modulation	RB	RB Offset	10MHz		
			39200	39200	39200
QPSK	1	Low	23.37	23.41	23.36
		Middle	23.45	23.48	23.45

		High	23.25	23.31	23.27
	50%	Low	22.40	22.49	22.40
		Middle	22.41	22.42	22.37
		High	22.37	22.40	22.36
	100%	/	22.42	22.46	22.40
16QAM	1	Low	22.56	22.61	22.56
		Middle	22.64	22.69	22.66
		High	22.47	22.55	22.44
	50%	Low	21.43	21.54	21.52
		Middle	21.43	21.50	21.48
		High	21.41	21.42	21.45
	100%	/	21.41	21.49	21.46

LTE band 41

LTE			Out put power (dBm)		
Modulation	RB	RB Offset	5MHz		
			39675	40620	41565
QPSK	1	Low	22.99	23.12	23.02
		Middle	23.11	23.24	23.16
		High	22.98	23.11	22.98
	50%	Low	22.17	22.22	22.14
		Middle	22.26	22.25	22.21
		High	22.18	22.16	22.14
	100%	/	22.17	22.18	22.12
16QAM	1	Low	22.21	22.26	22.15
		Middle	22.33	22.40	22.27
		High	22.22	22.26	22.12
	50%	Low	21.18	21.22	21.13
		Middle	21.25	21.24	21.20
		High	21.20	21.16	21.13
	100%	/	21.21	21.23	21.18
Modulation	RB	RB Offset	10MHz		
			39700	40620	41540
QPSK	1	Low	23.09	23.17	23.11
		Middle	23.20	23.30	23.23
		High	23.07	23.20	23.11
	50%	Low	22.22	22.26	22.19
		Middle	22.27	22.26	22.21
		High	22.22	22.26	22.19
	100%	/	22.28	22.26	22.22
16QAM	1	Low	22.35	22.32	22.28
		Middle	22.43	22.48	22.36
		High	22.30	22.39	22.22

	50%	Low	21.27	21.30	21.21
		Middle	21.27	21.29	21.24
		High	21.31	21.28	21.23
	100%	/	21.26	21.28	21.24
Modulation	RB	RB Offset	15MHz		
			39725	40620	41515
QPSK	1	Low	23.04	23.01	23.05
		Middle	23.07	23.21	23.12
		High	22.99	23.16	23.00
	50%	Low	22.17	22.19	22.16
		Middle	22.21	22.23	22.20
		High	22.19	22.22	22.16
	100%	/	22.16	22.21	22.13
16QAM	1	Low	22.25	22.28	22.22
		Middle	22.33	22.40	22.28
		High	22.21	22.32	22.16
	50%	Low	21.08	21.15	21.11
		Middle	21.18	21.18	21.14
		High	21.10	21.17	21.12
	100%	/	21.17	21.21	21.13
Modulation	RB	RB Offset	20MHz		
			39750	40620	41490
QPSK	1	Low	22.92	23.11	22.93
		Middle	23.14	23.31	23.17
		High	22.99	23.07	22.98
	50%	Low	22.09	22.27	21.98
		Middle	22.11	22.27	22.15
		High	22.22	22.16	22.16
	100%	/	22.21	22.25	22.13
16QAM	1	Low	22.14	22.33	22.11
		Middle	22.37	22.51	22.34
		High	22.22	22.27	22.10
	50%	Low	21.10	21.31	21.07
		Middle	21.10	21.30	21.13
		High	21.19	21.19	21.16
	100%	/	21.16	21.27	21.10

LTE band 66

LTE			Out put power (dBm)		
Modulation	RB	RB Offset	1.4MHz		
			131979	132322	132665
QPSK	1	Low	21.27	21.58	21.20
		Middle	21.32	21.58	21.46

		High	21.17	21.34	21.27
	50%	Low	21.39	21.41	21.34
		Middle	21.47	21.48	21.36
		High	21.52	21.36	21.40
	100%	/	20.41	20.34	20.32
16QAM	1	Low	20.23	20.18	20.36
		Middle	20.36	20.26	20.04
		High	20.19	20.33	20.26
	50%	Low	20.07	20.12	20.19
		Middle	20.13	20.21	20.34
		High	20.16	20.31	20.22
	100%	/	19.20	19.20	19.16
Modulation	RB	RB Offset	3MHz		
			131987	132322	132657
QPSK	1	Low	21.06	21.01	21.04
		Middle	21.04	21.08	21.05
		High	21.07	21.03	20.97
	50%	Low	20.01	20.02	20.16
		Middle	20.08	20.06	20.07
		High	20.07	20.03	20.02
	100%	/	19.98	19.97	19.98
16QAM	1	Low	20.51	20.21	20.17
		Middle	20.22	20.64	20.24
		High	20.58	20.10	20.14
	50%	Low	19.12	19.32	19.13
		Middle	19.16	19.16	19.15
		High	19.10	19.30	19.12
	100%	/	19.19	19.06	19.01
Modulation	RB	RB Offset	5MHz		
			131997	132322	132647
QPSK	1	Low	20.84	20.89	20.97
		Middle	20.97	20.86	20.96
		High	20.80	20.81	20.83
	50%	Low	20.09	20.11	20.13
		Middle	20.15	20.12	20.09
		High	20.04	20.02	20.00
	100%	/	20.01	20.03	20.01
16QAM	1	Low	20.23	20.21	20.27
		Middle	20.28	20.28	20.34
		High	20.22	20.15	20.17
	50%	Low	19.08	19.10	19.17
		Middle	19.12	19.18	19.12

		High	19.07	19.08	19.09
	100%	/	19.16	19.14	19.18
Modulation	RB	RB Offset	10MHz		
			132022	132322	132622
QPSK	1	Low	20.97	20.99	20.96
		Middle	21.05	21.08	21.04
		High	20.98	21.01	20.99
	50%	Low	20.12	20.13	20.09
		Middle	20.11	20.09	20.16
		High	20.09	20.11	20.12
	100%	/	20.03	20.01	20.04
16QAM	1	Low	20.29	20.36	20.26
		Middle	20.38	20.42	20.39
		High	20.34	20.29	20.22
	50%	Low	19.26	19.35	19.24
		Middle	19.16	19.15	19.11
		High	19.15	19.17	19.12
	100%	/	19.03	19.05	19.04
Modulation	RB	RB Offset	15MHz		
			132047	132322	132597
QPSK	1	Low	21.07	21.04	21.05
		Middle	21.01	21.03	21.06
		High	21.03	21.07	21.09
	50%	Low	19.18	19.16	19.22
		Middle	19.07	19.07	19.05
		High	19.04	19.03	19.03
	100%	/	19.02	19.01	19.08
16QAM	1	Low	20.78	20.81	20.74
		Middle	20.80	20.83	20.76
		High	20.19	20.18	20.20
	50%	Low	19.07	19.11	19.10
		Middle	19.10	19.12	19.13
		High	19.12	19.10	19.11
	100%	/	19.03	19.07	19.06
Modulation	RB	RB Offset	20MHz		
			132072	132322	132572
QPSK	1	Low	21.96	20.89	20.94
		Middle	21.04	21.03	21.07
		High	21.87	20.84	20.97
	50%	Low	20.02	20.02	20.08
		Middle	20.03	20.07	20.12
		High	20.05	19.97	19.98

	100%	/	20.00	20.05	20.07
16QAM	1	Low	20.37	20.23	20.33
		Middle	20.40	20.34	20.32
		High	20.12	20.13	20.14
	50%	Low	19.15	19.14	19.23
		Middle	19.06	19.11	19.10
		High	19.04	19.03	19.00
	100%	/	19.07	19.05	19.04

A.1.3 Radiated

A.1.3.1 Description

This is the test for the maximum radiated power from the EUT.

Rule Part 24.232(b) specifies, "Mobile/portable stations are limited to 2 watts e.i.r.p. Peak power" and 24.232(c) specifies that "Peak transmit power must be measured over any interval of continuous transmission using instrumentation calibrated in terms of an rms-equivalent voltage."

Rule Part 27.50(d) specifies “Fixed, mobile, and portable (handheld) stations operating in the 1710–1755 MHz band are limited to 1 watt EIRP”.

Rule Part 27.50(h)(2) specifies “Mobile stations are limited to 2.0 watts EIRP.”.

Rule Part 27.50(c) specifies “Portable stations (hand-held de-vices) are limited to 3 watts ERP.”.

A.1.3.2 Method of Measurement

The measurements procedures in TIA-603E-2016 are used.

1. EUT was placed on a 1.5 meter high non-conductive stand at a 3 meter test distance from the receive antenna. A receiving antenna was placed on the antenna mast 3 meters from the EUT for emission measurements. The height of receiving antenna is 1.5m. The test setup refers to figure below. Detected emissions were maximized at each frequency by rotating the EUT through 360° and adjusting the receiving antenna polarization. The radiated emission measurements of all transmit frequencies in three channels (High, Middle, Low) were measured with peak detector.

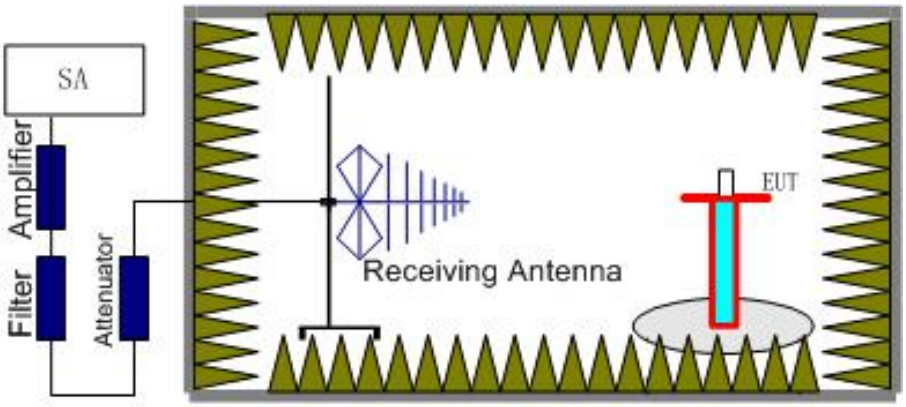

2. The EUT is then put into continuously transmitting mode at its maximum power level during the test. And the maximum value of the receiver should be recorded as (Pr).
3. The EUT shall be replaced by a substitution antenna. The test setup refers to figure below.

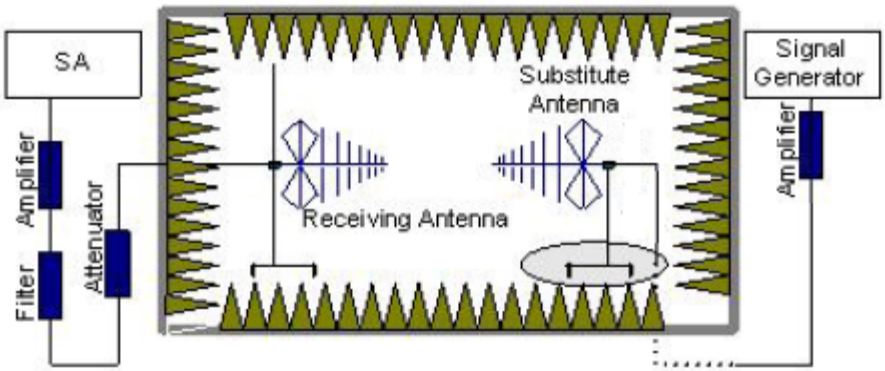

In the chamber, a substitution antenna for the frequency band of interest is placed at the reference point of the chamber. An RF signal source for the frequency band of interest is connected to the substitution antenna with a cable that has been constructed to not interfere with the radiation pattern of the antenna. A power (P_{Mea}) is applied to the input of the substitution antenna. Adjust the level of the signal generator output until the value of the receiver reaches the previously recorded (P_r). The power of signal source (P_{Mea}) is recorded. The test should be performed by rotating the test item and adjusting the receiving antenna polarization.

4. An amplifier should be connected to the Signal Source output port. And the cable should be connected between the amplifier and the substitution antenna.
   The cable loss (P_{cl}), the substitution antenna Gain (G_a) and the amplifier Gain (P_{Ag}) should be recorded after test.
   The measurement results are obtained as described below:
   Power (EIRP) = $P_{Mea} + P_{Ag} - P_{cl} + G_a$
5. This value is EIRP since the measurement is calibrated using an antenna of known gain (unit dBi) and known input power.
6. ERP can be calculated from EIRP by subtracting the gain of the dipole, ERP = EIRP -2.15dBi.

A.1.3.3 Measurement result

LTE Band 2- EIRP 24. 232(b) Limits: ≤33dBm (2W)

Bandwidth	Modulation	Channel	EIRP (dBm)	Limit (dBm)	Polarization
1.4MHz	QPSK	18607	19.06	33.00	H
		18900	19.13	33.00	H
		19193	19.15	33.00	H
	16QAM	18607	18.38	33.00	H
		18900	18.54	33.00	H
		19193	18.50	33.00	H
3MHz	QPSK	18615	19.08	33.00	H
		18900	19.17	33.00	H
		19185	19.17	33.00	H
	16QAM	18615	18.45	33.00	H
		18900	18.57	33.00	H
		19185	18.53	33.00	H
5MHz	QPSK	18625	19.01	33.00	H
		18900	19.09	33.00	H
		19175	19.11	33.00	H
	16QAM	18625	18.37	33.00	H
		18900	18.46	33.00	H
		19175	18.51	33.00	H
10MHz	QPSK	18650	19.11	33.00	H
		18900	19.19	33.00	H

		19150	19.17	33.00	H
	16QAM	18650	18.50	33.00	H
		18900	18.60	33.00	H
		19150	18.54	33.00	H
15MHz	QPSK	18675	19.09	33.00	H
		18900	19.11	33.00	H
		19125	19.11	33.00	H
	16QAM	18675	18.49	33.00	H
		18900	18.50	33.00	H
		19125	18.46	33.00	H
20MHz	QPSK	18700	19.14	33.00	H
		18900	19.16	33.00	H
		19100	19.13	33.00	H
	16QAM	18700	18.50	33.00	H
		18900	18.54	33.00	H
		19100	18.47	33.00	H

LTE Band 4- EIRP 27.50(d) Limits: ≤30dBm (1W)

Bandwidth	Modulation	Channel	EIRP (dBm)	Limit (dBm)	Polarization
1.4MHz	QPSK	19957	18.44	30.00	H
		20175	18.49	30.00	H
		20393	18.45	30.00	H
	16QAM	19957	17.76	30.00	H
		20175	17.86	30.00	H
		20393	17.83	30.00	H
3MHz	QPSK	19965	18.50	30.00	H
		20175	18.56	30.00	H
		20385	18.54	30.00	H
	16QAM	19965	17.87	30.00	H
		20175	17.94	30.00	H
		20385	17.92	30.00	H
5MHz	QPSK	19975	18.42	30.00	H
		20175	18.46	30.00	H
		20375	18.43	30.00	H
	16QAM	19975	16.61	30.00	H
		20175	16.63	30.00	H
		20375	16.60	30.00	H
10MHz	QPSK	20000	18.53	30.00	H
		20175	18.56	30.00	H
		20350	18.53	30.00	H

	16QAM	20000	17.87	30.00	H
		20175	17.87	30.00	H
		20350	17.93	30.00	H
15MHz	QPSK	20025	18.47	30.00	H
		20175	18.53	30.00	H
		20325	18.50	30.00	H
	16QAM	20025	17.88	30.00	H
		20175	17.91	30.00	H
		20325	17.85	30.00	H
20MHz	QPSK	20050	18.43	30.00	H
		20175	18.52	30.00	H
		20300	18.48	30.00	H
	16QAM	20050	17.75	30.00	H
		20175	17.93	30.00	H
		20300	17.84	30.00	H

LTE Band 5- ERP 22.913(a) Limits: ≤38.45dBm (7W)

Bandwidth	Modulation	Channel	ERP (dBm)	Limit (dBm)	Polarization
1.4MHz	QPSK	20407	21.25	38.45	H
		20525	21.20	38.45	H
		20643	21.23	38.45	H
	16QAM	20407	20.48	38.45	H
		20525	20.34	38.45	H
		20643	20.30	38.45	H
3MHz	QPSK	20415	21.28	38.45	H
		20525	21.26	38.45	H
		20635	21.25	38.45	H
	16QAM	20415	20.57	38.45	H
		20525	20.36	38.45	H
		20635	20.37	38.45	H
5MHz	QPSK	20425	21.19	38.45	H
		20525	21.16	38.45	H
		20625	21.13	38.45	H
	16QAM	20425	20.44	38.45	H
		20525	20.30	38.45	H
		20625	20.32	38.45	H
10MHz	QPSK	20450	21.27	38.45	H
		20525	21.27	38.45	H
		20600	21.27	38.45	H
	16QAM	20450	20.52	38.45	H

		20525	20.38	38.45	H
		20600	20.41	38.45	H

LTE Band 7- EIRP 27.50(h)(2) Limits: ≤33 dBm (2W)

Bandwidth	Modulation	Channel	EIRP (dBm)	Limit (dBm)	Polarization
5MHz	QPSK	20775	19.70	33.00	H
		21100	19.73	33.00	H
		21425	19.77	33.00	H
	16QAM	20775	19.00	33.00	H
		21100	19.02	33.00	H
		21425	19.04	33.00	H
10MHz	QPSK	20800	19.80	33.00	H
		21100	19.81	33.00	H
		21400	19.86	33.00	H
	16QAM	20800	19.12	33.00	H
		21100	19.09	33.00	H
		21400	19.11	33.00	H
15MHz	QPSK	20825	19.77	33.00	H
		21100	19.76	33.00	H
		21375	19.78	33.00	H
	16QAM	20825	19.06	33.00	H
		21100	19.02	33.00	H
		21375	19.03	33.00	H
20MHz	QPSK	20850	19.67	33.00	H
		21100	19.83	33.00	H
		21350	19.93	33.00	H
	16QAM	20850	18.96	33.00	H
		21100	19.06	33.00	H
		21350	19.18	33.00	H

LTE Band 12 - ERP 27.50(c)(10) Limits: ≤34.77dBm (3W)

Bandwidth	Modulation	Channel	ERP (dBm)	Limit (dBm)	Polarization
1.4MHz	QPSK	23017	21.17	34.77	H
		23095	21.18	34.77	H
		23173	21.15	34.77	H
	16QAM	23017	20.46	34.77	H
		23095	20.48	34.77	H
		23173	20.46	34.77	H
3MHz	QPSK	23025	21.13	34.77	H
		23095	21.09	34.77	H
		23165	20.94	34.77	H
	16QAM	23025	20.43	34.77	H
		23095	20.42	34.77	H
		23165	20.18	34.77	H
5MHz	QPSK	23035	21.13	34.77	H
		23095	21.18	34.77	H
		23155	21.07	34.77	H
	16QAM	23035	20.42	34.77	H
		23095	20.53	34.77	H
		23155	20.36	34.77	H
10MHz	QPSK	23060	21.20	34.77	H
		23095	21.19	34.77	H
		23130	21.22	34.77	H
	16QAM	23060	20.51	34.77	H
		23095	20.51	34.77	H
		23130	20.56	34.77	H

LTE Band 13- ERP 27.50(c) (10) Limits: ≤34.77dBm (3W)

Bandwidth	Modulation	Channel	ERP (dBm)	Limit (dBm)	Polarization
5MHz	QPSK	23205	20.95	34.77	H
		23230	21.00	34.77	H
		23255	20.94	34.77	H
	16QAM	23205	20.28	34.77	H
		23230	20.37	34.77	H
		23255	20.29	34.77	H
10MHz	QPSK	23230	21.06	34.77	H
		23230	21.07	34.77	H
		23230	21.06	34.77	H
	16QAM	23230	20.40	34.77	H

		23230	20.41	34.77	H
		23230	20.39	34.77	H

LTE Band 17- ERP 27.50(c) (10) Limits: ≤34.77dBm (3W)

Bandwidth	Modulation	Channel	ERP (dBm)	Limit (dBm)	Polarization
5MHz	QPSK	23755	21.16	34.77	H
		23790	21.13	34.77	H
		23825	21.09	34.77	H
	16QAM	23755	20.47	34.77	H
		23790	20.45	34.77	H
		23825	20.42	34.77	H
10MHz	QPSK	23780	21.24	34.77	H
		23790	21.25	34.77	H
		23800	21.25	34.77	H
	16QAM	23780	20.55	34.77	H
		23790	20.57	34.77	H
		23800	20.55	34.77	H

LTE Band 25- EIRP 24.229(c) Limits: ≤30dBm (1W)

Bandwidth	Modulation	Channel	EIRP (dBm)	Limit (dBm)	Polarization
1.4MHz	QPSK	26047	18.91	30.00	H
		26365	19.00	30.00	H
		26683	18.97	30.00	H
	16QAM	26047	18.28	30.00	H
		26365	18.39	30.00	H
		26683	18.25	30.00	H
3MHz	QPSK	26055	18.96	30.00	H
		26365	19.06	30.00	H
		26675	19.03	30.00	H
	16QAM	26055	18.32	30.00	H
		26365	18.46	30.00	H
		26675	18.35	30.00	H
5MHz	QPSK	26065	18.90	30.00	H
		26365	18.97	30.00	H
		26665	18.99	30.00	H
	16QAM	26065	18.25	30.00	H
		26365	18.38	30.00	H
		26665	18.34	30.00	H
10MHz	QPSK	26090	19.01	30.00	H
		26365	19.04	30.00	H

		26640	19.06	30.00	H
	16QAM	26090	18.41	30.00	H
		26365	18.45	30.00	H
		26640	18.43	30.00	H
15MHz	QPSK	26115	18.97	30.00	H
		26365	18.98	30.00	H
		26615	18.99	30.00	H
	16QAM	26115	18.35	30.00	H
		26365	18.37	30.00	H
		26615	18.37	30.00	H
20MHz	QPSK	26140	19.01	30.00	H
		26365	18.98	30.00	H
		26590	18.99	30.00	H
	16QAM	26140	18.39	30.00	H
		26365	18.40	30.00	H
		26590	18.35	30.00	H

LTE Band 26(part22)- ERP 22.913(a) Limits: ≤30dBm (1W)

Bandwidth	Modulation	Channel	ERP (dBm)	Limit (dBm)	Polarization
1.4MHz	QPSK	27033	21.20	30.00	H
		26865	21.12	30.00	H
		26697	21.10	30.00	H
	16QAM	27033	20.41	30.00	H
		26865	20.30	30.00	H
		26697	20.27	30.00	H
3MHz	QPSK	27025	19.36	30.00	H
		26865	21.18	30.00	H
		26075	21.21	30.00	H
	16QAM	27025	18.75	30.00	H
		26865	20.44	30.00	H
		26075	20.44	30.00	H
5MHz	QPSK	27015	21.17	30.00	H
		26865	21.11	30.00	H
		26715	21.08	30.00	H
	16QAM	27015	20.40	30.00	H
		26865	20.34	30.00	H
		26715	20.30	30.00	H
10MHz	QPSK	26690	21.22	30.00	H
		26865	21.23	30.00	H
		26750	21.19	30.00	H

	16QAM	26690	20.40	30.00	H
		26865	20.49	30.00	H
		26750	20.42	30.00	H
15MHz	QPSK	26965	21.15	30.00	H
		26865	21.16	30.00	H
		26775	21.10	30.00	H
	16QAM	26965	20.35	30.00	H
		26865	20.44	30.00	H
		26775	20.29	30.00	H

LTE Band 26(part90)- ERP 90.635 Limits: ≤50dBm (100W)

Bandwidth	Modulation	Channel	ERP (dBm)	Limit (dBm)	Polarization
1.4MHz	QPSK	27033	21.20	50.00	H
		26865	21.12	50.00	H
		26697	21.15	50.00	H
	16QAM	27033	20.41	50.00	H
		26865	20.50	50.00	H
		26697	20.27	50.00	H
3MHz	QPSK	27025	19.36	50.00	H
		26865	21.17	50.00	H
		26075	21.23	50.00	H
	16QAM	27025	18.75	50.00	H
		26865	20.44	50.00	H
		26075	20.44	50.00	H
5MHz	QPSK	27015	21.17	50.00	H
		26865	21.13	50.00	H
		26715	21.07	50.00	H
	16QAM	27015	20.40	50.00	H
		26865	20.37	50.00	H
		26715	20.30	50.00	H
10MHz	QPSK	26690	21.22	50.00	H
		26865	21.24	50.00	H
		26750	21.19	50.00	H
	16QAM	26690	20.41	50.00	H
		26865	20.49	50.00	H
		26750	20.42	50.00	H

LTE Band 40 (lower) -EIRP 27.53 Limits: ≤24dBm

Bandwidth	Modulation	Channel	EIRP (dBm)	Limit (dBm)	Polarization
5MHz	QPSK	38725	20.67	24.00	H

		38750	20.70	24.00	H
		38775	20.65	24.00	H
	16QAM	38725	19.83	24.00	H
		38750	19.89	24.00	H
		38775	19.85	24.00	H
10MHz	QPSK	38750	20.77	24.00	H
		38750	20.81	24.00	H
		38750	20.76	24.00	H
	16QAM	38750	19.96	24.00	H
		38750	20.01	24.00	H
		38750	19.96	24.00	H

LTE Band 41(upper) - EIRP 27.53 Limits: ≤24dBm

Bandwidth	Modulation	Channel	EIRP (dBm)	Limit (dBm)	Polarization
5MHz	QPSK	39175	20.67	24.00	H
		39200	20.70	24.00	H
		39225	20.65	24.00	H
	16QAM	39175	19.83	24.00	H
		39200	19.89	24.00	H
		39225	19.85	24.00	H
10MHz	QPSK	39200	20.77	24.00	H
		39200	20.81	24.00	H
		39200	20.76	24.00	H
	16QAM	39200	19.96	24.00	H
		39200	20.01	24.00	H
		39200	19.96	24.00	H

LTE Band 41- EIRP 27.50(h)(2) Limits: ≤33 dBm (2W)

Bandwidth	Modulation	Channel	EIRP (dBm)	Limit (dBm)	Polarization
5MHz	QPSK	39675	20.39	33.00	H
		40620	20.52	33.00	H
		41565	20.42	33.00	H
	16QAM	39675	19.61	33.00	H
		40620	19.66	33.00	H
		41565	19.55	33.00	H
10MHz	QPSK	39700	20.49	33.00	H
		40620	20.57	33.00	H
		41540	20.51	33.00	H
	16QAM	39700	19.75	33.00	H
		40620	19.72	33.00	H
		41540	19.68	33.00	H
15MHz	QPSK	39725	20.44	33.00	H
		40620	20.41	33.00	H
		41515	20.45	33.00	H
	16QAM	39725	19.65	33.00	H
		40620	19.68	33.00	H
		41515	19.62	33.00	H
20MHz	QPSK	39750	20.32	33.00	H
		40620	20.51	33.00	H
		41490	20.33	33.00	H
	16QAM	39750	19.54	33.00	H
		40620	19.73	33.00	H
		41490	19.51	33.00	H

LTE Band 66- EIRP 27.50(d) Limits: ≤30dBm (1W)

Bandwidth	Modulation	Channel	EIRP (dBm)	Limit (dBm)	Polarization
1.4MHz	QPSK	131979	18.67	30.00	H
		132322	18.98	30.00	H
		132665	18.60	30.00	H
	16QAM	131979	17.63	30.00	H
		132322	17.58	30.00	H
		132665	17.76	30.00	H
3MHz	QPSK	131987	18.46	30.00	H
		132322	18.41	30.00	H
		132657	18.44	30.00	H
	16QAM	131987	17.91	30.00	H

		132322	17.61	30.00	H
		132657	17.57	30.00	H
5MHz	QPSK	131997	18.24	30.00	H
		132322	18.29	30.00	H
		132647	18.37	30.00	H
	16QAM	131997	17.63	30.00	H
		132322	17.61	30.00	H
		132647	17.67	30.00	H
10MHz	QPSK	132022	18.37	30.00	H
		132322	18.39	30.00	H
		132622	18.36	30.00	H
	16QAM	132022	17.69	30.00	H
		132322	17.76	30.00	H
		132622	17.66	30.00	H
15MHz	QPSK	132047	18.47	30.00	H
		132322	18.44	30.00	H
		132597	18.45	30.00	H
	16QAM	132047	18.18	30.00	H
		132322	18.21	30.00	H
		132597	18.14	30.00	H
20MHz	QPSK	132072	19.36	30.00	H
		132322	18.29	30.00	H
		132572	18.34	30.00	H
	16QAM	132072	17.77	30.00	H
		132322	17.63	30.00	H
		132572	17.73	30.00	H

ANALYZER SETTINGS:

RBW = VBW = 8MHz for occupied bandwdiths equal to or less than 5MHz.

RBW = VBW = 20MHz for occupied bandwidths equal to or greater than 10MHz.

ANNEX A.2. EMISSION LIMT

Reference

FCC: CFR 2.1051, 22.917,24.238(a), 27.53(g), 27.53(h) , 27.53(m) , 90.691.

A.2.1 Measurement Method

The measurements procedures in TIA-603E-2016 are used. This measurement is carried out in fully-anechoic chamber FAC-3.

The spectrum was scanned from 30 MHz to the 10th harmonic of the highest frequency generated within the equipment, which is the transmitted carrier. The resolution bandwidth is set 1MHz as outlined in Part 22.917, Part 24.238(a), Part 27.53(g), Part 27.53(h), Part 27.53(m). The spectrum was scanned with the mobile station transmitting at carrier frequencies that pertain to low, mid and high channels of the LTE Bands 2,4,5,7,12,13,17,25,26,40,41,66.

The procedure of radiated spurious emissions is as follows:

1. Below 1 GHz, EUT was placed on a 0.8 meter high non-conductive stand at a 3 meter test distance from the receive antenna. Above 1 GHz, EUT was placed on a 1.5 meter high non-conductive stand at a 3 meter test distance from the receive antenna.EUT was placed on a 1.5 meter high non-conductive stand at a 3 meter test distance from the receive antenna. A receiving antenna was placed on the antenna mast 3 meters from the EUT for emission measurements. The height of receiving antenna is 1.5m. The test setup refers to figure below. Detected emissions were maximized at each frequency by rotating the EUT through 360° and adjusting the receiving antenna polarization. The radiated emission measurements of all non-harmonic and harmonics of the transmit frequency through the 10th harmonic were measured with peak detector.

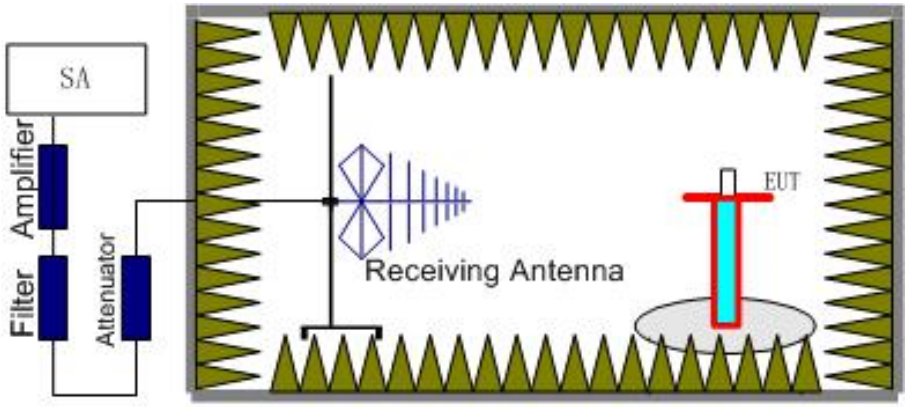

2. The EUT is then put into continuously transmitting mode at its maximum power level during the test. And the maximum value of the receiver should be recorded as (Pr).
3. The EUT shall be replaced by a substitution antenna. The test setup refers to figure below.

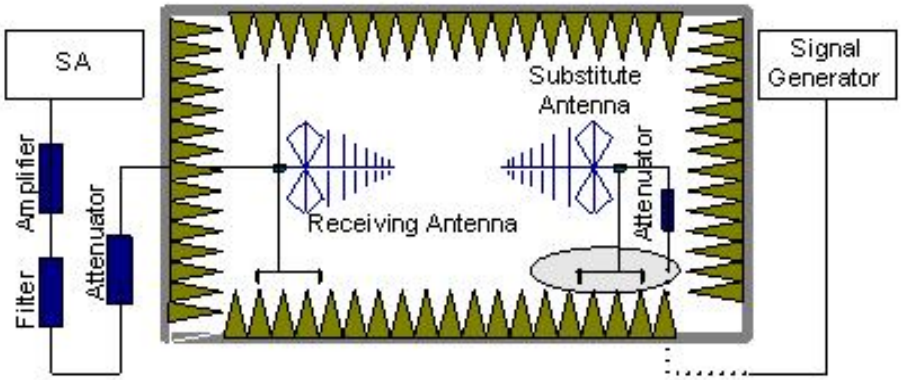

In the chamber, an substitution antenna for the frequency band of interest is placed at the reference point of the chamber. An RF Signal source for the frequency band of interest is connected to the substitution antenna with a cable that has been constructed to not interfere with the radiation pattern of the antenna. A power (P_{Mea}) is applied to the input of the substitution antenna. Adjust the level of the signal generator output until the value of the receiver reaches the previously recorded (P_r). The power of signal source (P_{Mea}) is recorded. The test should be performed by rotating the test item and adjusting the receiving antenna polarization.

4. The Path loss (P_{pl}) between the Signal Source with the Substitution Antenna and the Substitution Antenna Gain (G_a) should be recorded after test.
   An amplifier should be connected in for the test.
   The Path loss (P_{pl}) is the summation of the cable loss and the gain of the amplifier.
   The measurement results are obtained as described below:
   Power (EIRP) =P_{Mea}- P_{pl} + G_a
5. This value is EIRP since the measurement is calibrated using an antenna of known gain (unit: dBi) and known input power.
6. ERP can be calculated from EIRP by subtracting the gain of the dipole, ERP = EIRP - 2.15dBi.

A.2.2 Measurement Limit

Part 22.917, Part 24.238(a), Part 27.53(g), Part 27.53(h), Part 27.53(m) all specify that the power of any emission outside of the authorized operating frequency ranges must be attenuated below the transmitting power (P) by a factor of at least 43 + 10 log (P) dB. The specification that emissions shall be attenuated below the transmitter power (P) by at least 43 + 10 log (P) dB, translates in the relevant power range (1 to 0.001 W) to -13 dBm. At 1 W the specified minimum attenuation becomes 43 dB and relative to a 30 dBm (1 W) carrier becomes a limit of -13 dBm. At 0.001 W (0 dBm) the minimum attenuation is 13 dB, which again yields a limit of -13 dBm. In this way a translation of the specification from relative to absolute terms is carried out.

A.2.3 Measurement Results

7. Radiated emissions measurements were made only at the upper, middle, and lower carrier frequencies of the LTE Bands 2,4,5,7,12,13,17,25,26,40,41,66.It was decided that measurements at these three carrier frequencies would be sufficient to demonstrate compliance with emissions limits because it was seen that all the significant spurs occur well outside the band and no radiation was seen from a carrier in one block of the LTE Bands 2,4,5,7,12,13,17,25,26,40,41,66. Into any of the other blocks. The equipment must still, however, meet emissions requirements with the carrier at all frequencies over which it is capable of operating and it is the manufacturer's responsibility to verify this. The evaluated frequency range is from 30MHz to 26GHz.

RSE-LTE2-L-N11

Frequency (MHz)	PMea (dBm)	Pcl (dBm)	Ga (dBi)	Peak EIRP (dBm)	Limit（dBm）	Polarization
3700.4	-26.97	6.6	7.7	-25.87	-13	V
5550.8	-42.12	8.2	9.5	-40.82	-13	H
7400.8	-47.26	9.7	14.6	-42.36	-13	H
9268.0	-54.62	10.6	18.5	-46.72	-13	H
11064.4	-48.29	12.1	18.1	-42.29	-13	V
12920.8	-45.6	13.0	20.2	-38.4	-13	H

RSE-LTE2-M-N11

Frequency (MHz)	PMea (dBm)	Pcl (dBm)	Ga (dBi)	Peak EIRP (dBm)	Limit（dBm）	Polarization
3759.2	-28.88	6.6	7.7	-27.78	-13	V
5638.4	-41.9	8.3	10.5	-39.70	-13	H
7518.4	-51.28	9.7	14.6	-46.38	-13	H
9400.0	-53.05	10.7	18.6	-45.15	-13	V
11218.4	-48.17	12.1	18.5	-41.77	-13	H
13262.4	-47.25	13.0	21.8	-38.45	-13	H

RSE-LTE2-H-N11

Frequency (MHz)	PMea (dBm)	Pcl (dBm)	Ga (dBi)	Peak EIRP (dBm)	Limit（dBm）	Polarization
3817.6	-32.19	6.7	7.7	-31.19	-13	V
5726.4	-41.4	8.5	10.5	-39.40	-13	H
7640.4	-54.2	9.7	15.3	-48.60	-13	V
9557.6	-53.15	10.8	18.6	-45.35	-13	H
11512.4	-46.8	12.3	18.1	-41.00	-13	V
13343.6	-45.8	13.6	21.8	-37.60	-13	V

RSE-LTE4-L-N11

Frequency (MHz)	PMea (dBm)	Pcl (dBm)	Ga (dBi)	Peak EIRP (dBm)	Limit（dBm）	Polarization
3420.0	-28.82	6.3	4.7	-30.42	-13	V
5130.8	-42.51	7.9	8.7	-41.71	-13	H
6840.8	-48.08	9.2	12.3	-44.98	-13	H
8568.8	-55.69	10.3	18.1	-47.89	-13	H
10291.2	-50.57	11.5	17.4	-44.67	-13	H
12065.4	-45.03	12.6	17.1	-40.53	-13	H

RSE-LTE4-M-N11

Frequency (MHz)	PMea (dBm)	Pcl (dBm)	Ga (dBi)	Peak EIRP (dBm)	Limit（dBm）	Polarization
3464.0	-25.78	6.4	4.7	-27.48	-13	V
5196.4	-43.75	8.0	8.7	-43.05	-13	H
6928.0	-47.62	9.3	12.9	-44.02	-13	H
8697.6	-54.89	10.4	18.5	-46.79	-13	H
10427.6	-49.34	11.6	17.1	-43.84	-13	V
12223.6	-46.1	12.6	17.5	-41.20	-13	H

RSE-LTE4-H-N11

Frequency (MHz)	PMea (dBm)	Pcl (dBm)	Ga (dBi)	Peak EIRP (dBm)	Limit（dBm）	Polarization
3507.6	-21.06	6.4	4.7	-22.76	-13	V
5261.6	-42.47	8.0	8.7	-41.77	-13	H
7015.6	-43.62	9.3	12.9	-40.02	-13	H
8768.8	-56.1	10.4	18.5	-48.00	-13	V
10573.2	-49.89	11.6	17.1	-44.39	-13	V
12324.4	-44.81	12.7	17.5	-40.01	-13	V

RSE-LTE5-L-N11

Frequency (MHz)	PMea (dBm)	Pcl (dBm)	Ga (dBi)	Peak EIRP (dBm)	Limit（dBm）	Polarization
1593.6	-48.81	4.3	3.4	-49.71	-13	H
2405.4	-39.01	5.3	3.7	-40.61	-13	H
3242.8	-50.51	6.1	4.7	-51.91	-13	V
4088.4	-51.64	7.0	7.7	-50.94	-13	V
4935.2	-49.62	7.7	9.0	-48.32	-13	V
5526.4	-51.41	8.2	9.5	-50.11	-13	V

RSE-LTE5-M-N11

Frequency (MHz)	PMea (dBm)	Pcl (dBm)	Ga (dBi)	Peak EIRP (dBm)	Limit（dBm）	Polarization
1671.5	-48.47	4.3	2.9	-49.87	-13	V
2503.1	-38.9	5.4	3.7	-40.6	-13	V
3363.2	-51.55	6.2	4.7	-53.05	-13	V
4204.8	-53.34	7.0	7.7	-52.64	-13	V
5045.6	-49.15	7.8	9.0	-47.95	-13	H
5834.8	-53.05	8.4	10.5	-50.95	-13	V

RSE-LTE5-H-N11

Frequency (MHz)	PMea (dBm)	Pcl (dBm)	Ga (dBi)	Peak EIRP (dBm)	Limit（dBm）	Polarization
1708.9	-47.83	4.4	2.9	-49.33	-13	V
2551.9	-38.72	5.4	3.7	-40.42	-13	V
3388.8	-52.2	6.3	4.7	-53.8	-13	V
4285.2	-51.74	7.1	7.7	-51.14	-13	H
5039.2	-48.92	7.8	9.0	-47.72	-13	H
5904.0	-52.53	8.5	10.4	-50.63	-13	H

RSE-LTE7-L-N11

Frequency (MHz)	PMea (dBm)	Pcl (dBm)	Ga (dBi)	Peak EIRP (dBm)	Limit（dBm）	Polarization
5052.0	-41.64	7.8	9.0	-40.44	-13	V
7495.6	-47.3	9.7	14.6	-42.40	-13	V
10270.8	-42.12	11.4	17.4	-36.12	-13	H
11799.8	-37.08	12.5	17.6	-31.98	-13	V
13261.0	-39.87	13.0	21.8	-31.07	-13	H
14872.8	-35.11	14.3	23.3	-26.11	-13	H

RSE-LTE7-M-N11

Frequency (MHz)	PMea (dBm)	Pcl (dBm)	Ga (dBi)	Peak EIRP (dBm)	Limit（dBm）	Polarization
5057.6	-41.58	7.8	9.0	-40.38	-13	V
7603.6	-44.34	9.7	14.6	-39.44	-13	H
10157.6	-42.44	11.3	17.4	-36.34	-13	V
11798.0	-37.83	12.5	17.6	-32.73	-13	V
13427.2	-39.23	13.7	23.4	-29.53	-13	H
14879.8	-35.72	14.3	24.4	-25.62	-13	H

RSE-LTE7-H-N11

Frequency (MHz)	PMea (dBm)	Pcl (dBm)	Ga (dBi)	Peak EIRP (dBm)	Limit（dBm）	Polarization
5050.0	-41.2	7.8	9.0	-40.00	-13	V
7555.2	-46.72	9.7	14.6	-41.82	-13	V
10176.4	-42.77	11.3	17.4	-36.67	-13	V
11784.0	-37.84	12.5	17.6	-32.74	-13	V
13560.2	-38.87	13.8	23.4	-29.27	-13	V
15292.8	-36.24	14.4	25.1	-25.54	-13	V

RSE-LTE12-L-N11

Frequency (MHz)	PMea (dBm)	Pcl (dBm)	Ga (dBi)	Peak EIRP (dBm)	Limit（dBm）	Polarization
1398.7	-46.75	4.0	3.4	-47.35	-13	H
2097.7	-39.16	4.9	2.8	-41.26	-13	V
2707.7	-37.19	5.6	4.1	-38.69	-13	V
3496.4	-42.84	6.4	4.7	-44.54	-13	V
4226.8	-53.66	7.1	7.7	-53.06	-13	H
4914.4	-50.46	7.7	9.0	-49.16	-13	V

RSE-LTE12-M-N11

Frequency (MHz)	PMea (dBm)	Pcl (dBm)	Ga (dBi)	Peak EIRP (dBm)	Limit（dBm）	Polarization
1413.6	-47.32	4.0	3.4	-47.92	-13	H
2121.2	-39.7	4.9	2.8	-41.80	-13	V
2831.5	-35.61	5.8	4.1	-37.31	-13	V
3534.8	-40.8	6.4	4.7	-42.50	-13	V
4250.8	-52.96	7.1	7.7	-52.36	-13	V
5067.6	-49.15	7.8	9.0	-47.95	-13	H

RSE-LTE12-H-N11

Frequency (MHz)	PMea (dBm)	Pcl (dBm)	Ga (dBi)	Peak EIRP (dBm)	Limit（dBm）	Polarization
1429.9	-47.89	4.1	3.4	-48.59	-13	H
2151.9	-42.78	5.0	3.3	-44.48	-13	H
2875.8	-35.42	5.8	4.7	-36.52	-13	V
3574.0	-37.52	6.4	4.7	-39.22	-13	V
4251.6	-51.38	7.1	7.7	-50.78	-13	H
5008.4	-50.43	7.8	9.0	-49.23	-13	V

RSE-LTE13-L-N11

Frequency (MHz)	PMea (dBm)	Pcl (dBm)	Ga (dBi)	Peak EIRP (dBm)	Limit（dBm）	Polarization
1554.2	-39.16	4.2	3.4	-39.96	-13	H
2336.2	-40.5	5.2	3.3	-42.40	-13	H
3115.2	-51.21	6.0	4.7	-52.51	-13	V
3931.6	-52.91	6.8	7.7	-52.01	-13	V
4735.6	-51.55	7.5	7.9	-51.15	-13	V
5541.6	-51.67	8.2	9.5	-50.37	-13	V

RSE-LTE13-M-N11

Frequency (MHz)	PMea (dBm)	Pcl (dBm)	Ga (dBi)	Peak EIRP (dBm)	Limit（dBm）	Polarization
1559.7	-43.47	4.2	3.4	-44.27	-13	V
2358.1	-39.31	5.2	3.3	-41.21	-13	V
3170.0	-48.78	6.0	4.7	-50.08	-13	H
3964.0	-52.7	6.8	7.7	-51.80	-13	H
4667.6	-51.11	7.5	7.9	-50.71	-13	V
5539.2	-51.46	8.2	9.5	-50.16	-13	V

RSE-LTE13-H-N11

Frequency (MHz)	PMea (dBm)	Pcl (dBm)	Ga (dBi)	Peak EIRP (dBm)	Limit（dBm）	Polarization
1564.9	-43.04	4.2	3.4	-43.84	-13	V
2351.2	-40.31	5.2	3.3	-42.21	-13	V
3132.0	-50.71	6.0	4.7	-52.01	-13	V
3953.6	-52.19	6.8	7.7	-51.29	-13	H
4702.4	-51.79	7.5	7.9	-51.39	-13	V
5471.6	-52.73	8.1	9.5	-51.33	-13	H

RSE-LTE17-L-N11

Frequency (MHz)	PMea (dBm)	Pcl (dBm)	Ga (dBi)	Peak EIRP (dBm)	Limit（dBm）	Polarization
1408.8	-47.88	4.0	3.4	-48.48	-13	H
2125.4	-43.28	5.0	3.3	-44.98	-13	V
2847.3	-34.41	5.8	4.1	-36.11	-13	V
3522.0	-44.33	6.4	4.7	-46.03	-13	H
4279.6	-51.93	7.1	7.7	-51.33	-13	V
4928.8	-50.38	7.7	9.0	-49.08	-13	V

RSE-LTE17-M-N11

Frequency (MHz)	PMea (dBm)	Pcl (dBm)	Ga (dBi)	Peak EIRP (dBm)	Limit（dBm）	Polarization
1415.7	-45.22	4.0	3.4	-45.82	-13	H
2123.1	-40.68	4.9	2.8	-42.78	-13	V
2836.5	-35.07	5.8	4.1	-36.77	-13	V
3539.2	-38.82	6.4	4.7	-40.52	-13	V
4248.8	-52.07	7.1	7.7	-51.47	-13	V
4955.6	-50.29	7.7	9.0	-48.99	-13	V

RSE-LTE17-H-N11

Frequency (MHz)	PMea (dBm)	Pcl (dBm)	Ga (dBi)	Peak EIRP (dBm)	Limit（dBm）	Polarization
1423.0	-46.29	4.0	3.4	-46.89	-13	H
2133.5	-43.23	5.0	3.3	-44.93	-13	V
2853.5	-34.16	5.8	4.1	-35.86	-13	V
3556.8	-40.36	6.4	4.7	-42.06	-13	V
4322.8	-51.13	7.1	7.7	-50.53	-13	H
5041.6	-48.68	7.8	9.0	-47.48	-13	V

RSE-LTE25-L-N11

Frequency (MHz)	PMea (dBm)	Pcl (dBm)	Ga (dBi)	Peak EIRP (dBm)	Limit（dBm）	Polarization
3700.0	-28.52	6.6	7.7	-27.42	-13	V
5550.8	-41.84	8.2	9.5	-40.54	-13	H
7401.2	-47.88	9.7	14.6	-42.98	-13	H
10221.6	-49.41	11.3	17.4	-43.31	-13	V
11725.2	-45.92	12.4	17.6	-40.72	-13	V
14848.6	-43.46	14.3	23.3	-34.46	-13	H

RSE-LTE25-M-N11

Frequency (MHz)	PMea (dBm)	Pcl (dBm)	Ga (dBi)	Peak EIRP (dBm)	Limit（dBm）	Polarization
3764.0	-30.55	6.6	7.7	-29.45	-13	V
5646.0	-40.93	8.3	10.5	-38.73	-13	H
7528.0	-51.64	9.7	14.6	-46.74	-13	H
9429.2	-53.92	10.7	18.6	-46.02	-13	H
11491.4	-46.92	12.3	18.1	-41.12	-13	V
13319.8	-46.18	13.6	21.8	-37.98	-13	H

RSE-LTE25-H-N11

Frequency (MHz)	PMea (dBm)	Pcl (dBm)	Ga (dBi)	Peak EIRP (dBm)	Limit（dBm）	Polarization
3827.6	-34.21	6.7	7.7	-33.21	-13	V
5741.6	-41.07	8.5	10.5	-39.07	-13	H
7191.2	-51.47	9.5	13.7	-47.27	-13	V
8700.0	-55.39	10.4	18.5	-47.29	-13	H
10178.4	-49.32	11.3	17.4	-43.22	-13	V
12846.6	-44.55	12.5	19.2	-37.85	-13	H

RSE-LTE26 (part22)-L-N11

Frequency (MHz)	PMea (dBm)	Pcl (dBm)	Ga (dBi)	Peak EIRP (dBm)	Limit（dBm）	Polarization
1445.5	-49.52	4.1	3.4	-50.22	-13	V
2465.0	-39.1	5.3	3.7	-40.70	-13	V
3589.6	-46.74	6.5	4.7	-48.54	-13	V
4461.6	-50.87	7.3	7.3	-50.87	-13	V
5519.2	-51.3	8.2	9.5	-50.00	-13	H
7191.4	-51.72	9.5	13.7	-47.52	-13	V

RSE-LTE26 (part22)-M-N11

Frequency (MHz)	PMea (dBm)	Pcl (dBm)	Ga (dBi)	Peak EIRP (dBm)	Limit（dBm）	Polarization
1578.4	-48.85	4.3	3.4	-49.75	-13	H
2216.9	-40.03	5.0	3.3	-41.73	-13	V
3572.8	-46.36	6.4	4.7	-48.06	-13	V
4883.6	-49.31	7.7	9.0	-48.01	-13	V
6228.8	-51.82	8.8	10.8	-49.82	-13	H
8047.0	-53.65	9.9	16.6	-46.95	-13	H

RSE-LTE26 (part22)-H-N11

Frequency (MHz)	PMea (dBm)	Pcl (dBm)	Ga (dBi)	Peak EIRP (dBm)	Limit（dBm）	Polarization
1281.4	-48.1	3.9	2.0	-50.00	-13	V
2206.5	-41.23	5.0	3.3	-42.93	-13	V
3566.4	-46.3	6.4	4.7	-48.00	-13	V
5034.0	-49.17	7.8	9.0	-47.97	-13	H
6717.2	-52.32	9.1	12.3	-49.12	-13	H
8889.4	-55.6	10.4	18.3	-47.70	-13	H

RSE-LTE26 (part90)-L-N11

Frequency (MHz)	PMea (dBm)	Pcl (dBm)	Ga (dBi)	Peak EIRP (dBm)	Limit（dBm）	Polarization
1735.5	-47.22	4.4	2.9	-48.72	-13	V
2682.7	-36.15	5.6	4.1	-37.65	-13	V
3607.6	-46.11	6.5	4.7	-47.91	-13	H
4582.8	-49.9	7.4	7.3	-50.00	-13	V
5714.0	-52.91	8.5	10.5	-50.91	-13	V
7811.8	-54.65	9.9	15.3	-49.25	-13	V

RSE-LTE26 (part90)-M-N11

Frequency (MHz)	PMea (dBm)	Pcl (dBm)	Ga (dBi)	Peak EIRP (dBm)	Limit（dBm）	Polarization
1811.7	-44.61	4.5	2.9	-46.21	-13	H
2845.0	-34.91	5.8	4.1	-36.61	-13	V
3571.6	-46.97	6.4	4.7	-48.67	-13	H
5056.4	-49.62	7.8	9.0	-48.42	-13	H
6827.2	-51.6	9.2	12.3	-48.50	-13	V
8050.6	-53.69	9.9	16.6	-46.99	-13	H

RSE-LTE26 (part90)-H-N11

Frequency (MHz)	PMea (dBm)	Pcl (dBm)	Ga (dBi)	Peak EIRP (dBm)	Limit（dBm）	Polarization
1645.9	-41.26	4.3	2.9	-42.66	-13	H
2610.0	-37.02	5.5	3.7	-38.82	-13	V
3589.6	-46.24	6.5	4.7	-48.04	-13	V
5041.6	-49.84	7.8	9.0	-48.64	-13	H
6394.4	-51.67	8.9	11.5	-49.07	-13	V
8202.1	-53.93	10.1	17.3	-46.73	-13	V

RSE-LTE40-L-N11 (lower)

Frequency (MHz)	PMea (dBm)	Pcl (dBm)	Ga (dBi)	Peak EIRP (dBm)	Limit（dBm）	Polarization
3610.4	-39.64	6.5	4.7	-41.44	-13	H
4686.8	-44.85	7.5	7.9	-44.45	-13	V
5993.6	-45.95	8.6	10.4	-44.15	-13	H
6891.6	-47.02	9.3	12.9	-43.42	-13	V
9207.6	-49.64	10.5	18.5	-41.64	-13	V
11789.2	-36.28	12.5	17.6	-31.18	-13	H

RSE-LTE40-M-N11 (lower)

Frequency (MHz)	PMea (dBm)	Pcl (dBm)	Ga (dBi)	Peak EIRP (dBm)	Limit（dBm）	Polarization
3606.8	-39.47	6.5	4.7	-41.27	-13	V
4600.8	-45.57	7.4	7.3	-45.67	-13	V
5684.8	-47.21	8.5	10.5	-45.21	-13	H
6903.6	-47.75	9.3	12.9	-44.15	-13	V
9204.4	-49.52	10.5	18.5	-41.52	-13	H
12902.2	-37.24	13.0	20.2	-30.04	-13	V

RSE-LTE40-H-N11 (lower)

Frequency (MHz)	PMea (dBm)	Pcl (dBm)	Ga (dBi)	Peak EIRP (dBm)	Limit（dBm）	Polarization
3618.8	-39.81	6.5	4.7	-41.61	-13	H
4603.2	-44.64	7.4	7.3	-44.74	-13	H
5942.0	-46.31	8.5	10.4	-44.41	-13	H
6903.6	-47.37	9.3	12.9	-43.77	-13	V
9208.0	-49.36	10.5	18.5	-41.36	-13	V
11616.0	-38.59	12.2	18.1	-32.69	-13	H

RSE-LTE40-L-N11 (upper)

Frequency (MHz)	PMea (dBm)	Pcl (dBm)	Ga (dBi)	Peak EIRP (dBm)	Limit（dBm）	Polarization
3618.0	-39.8	6.5	4.7	-41.60	-13	H
4681.2	-43.85	7.5	7.9	-43.45	-13	V
5993.6	-45.92	8.6	10.4	-44.12	-13	V
7036.8	-47.26	9.4	12.9	-43.76	-13	H
9400.0	-48.63	10.7	18.6	-40.73	-13	V
11771.8	-36.68	12.4	17.6	-31.48	-13	H

RSE-LTE40-M-N11 (upper)

Frequency (MHz)	PMea (dBm)	Pcl (dBm)	Ga (dBi)	Peak EIRP (dBm)	Limit（dBm）	Polarization
3606.4	-39.44	6.5	4.7	-41.24	-13	V
4702.8	-46.34	7.5	7.9	-45.94	-13	V
5997.6	-46.29	8.6	10.4	-44.49	-13	H
6999.2	-47.67	9.3	12.9	-44.07	-13	V
9399.2	-48.33	10.7	18.6	-40.43	-13	H
11798.0	-36.59	12.5	17.6	-31.49	-13	H

RSE-LTE40-H-N11 (upper)

Frequency (MHz)	PMea (dBm)	Pcl (dBm)	Ga (dBi)	Peak EIRP (dBm)	Limit（dBm）	Polarization
3611.6	-38.54	6.5	4.7	-40.34	-13	V
4706.0	-45	7.5	7.9	-44.60	-13	V
5855.2	-47.46	8.4	10.5	-45.36	-13	V
7002.8	-47.75	9.3	12.9	-44.15	-13	V
9402.4	-47.96	10.7	18.6	-40.06	-13	H
12895.2	-37.32	13.0	20.2	-30.12	-13	V

RSE-LTE41-L-N11

Frequency (MHz)	PMea (dBm)	Pcl (dBm)	Ga (dBi)	Peak EIRP (dBm)	Limit（dBm）	Polarization
3604.8	-40.04	6.5	4.7	-41.84	-13	H
4991.2	-43	7.8	9.0	-41.80	-13	H
7428.4	-46.58	9.7	14.6	-41.68	-13	V
9986.8	-45.23	11.2	17.6	-38.83	-13	V
12415.8	-38.73	12.5	18.7	-32.53	-13	H
14948.0	-36.16	14.3	24.4	-26.06	-13	V

RSE-LTE41-M-N11

Frequency (MHz)	PMea (dBm)	Pcl (dBm)	Ga (dBi)	Peak EIRP (dBm)	Limit（dBm）	Polarization
3612.8	-39.24	6.5	4.7	-41.04	-13	V
5303.6	-43.14	8.0	8.7	-42.44	-13	H
7772.4	-44.85	9.8	15.3	-39.35	-13	H
10376.0	-43.09	11.6	17.1	-37.59	-13	V
12974.0	-38.38	13.2	20.2	-31.38	-13	H
15611.2	-35.2	14.6	24.2	-25.60	-13	V

RSE-LTE41-H-N11

Frequency (MHz)	PMea (dBm)	Pcl (dBm)	Ga (dBi)	Peak EIRP (dBm)	Limit（dBm）	Polarization
3609.6	-39.82	6.5	4.7	-41.62	-13	H
5376.4	-46.78	8.1	9.5	-45.38	-13	V
8056.0	-48.3	9.9	16.6	-41.60	-13	V
10725.2	-42.75	11.7	17.3	-37.15	-13	V
13455.2	-39.56	13.7	23.4	-29.86	-13	H
16115.2	-28.54	15.0	20.4	-23.14	-13	H

RSE-LTE66-L-N11

Frequency (MHz)	PMea (dBm)	Pcl (dBm)	Ga (dBi)	Peak EIRP (dBm)	Limit（dBm）	Polarization
3420.4	-30.59	6.3	4.7	-32.19	-13	V
5130.8	-42.63	7.9	8.7	-41.83	-13	H
6841.2	-48.24	9.2	12.3	-45.14	-13	H
8687.2	-55.21	10.4	18.5	-47.11	-13	V
10152.4	-49.3	11.3	17.4	-43.20	-13	V
12894.2	-45.52	13.0	20.2	-38.32	-13	H

RSE-LTE66-M-N11

Frequency (MHz)	PMea (dBm)	Pcl (dBm)	Ga (dBi)	Peak EIRP (dBm)	Limit（dBm）	Polarization
3488.8	-26	6.4	4.7	-27.70	-13	H
5233.6	-41.57	8.0	8.7	-40.87	-13	H
6978.4	-43.5	9.3	12.9	-39.90	-13	H
10183.6	-49.67	11.3	17.4	-43.57	-13	V
11558.6	-46.86	12.2	18.1	-40.96	-13	H
12895.6	-45.06	13.0	20.2	-37.86	-13	H

RSE-LTE66-H-N11

Frequency (MHz)	PMea (dBm)	Pcl (dBm)	Ga (dBi)	Peak EIRP (dBm)	Limit（dBm）	Polarization
3586.8	-46.1	6.5	4.7	-47.90	-13	V
5040.8	-49.48	7.8	9.0	-48.28	-13	H
6168.0	-51.57	8.7	10.8	-49.47	-13	H
7186.4	-51.8	9.5	13.7	-47.60	-13	V
9398.4	-53.7	10.7	18.6	-45.80	-13	V
11562.8	-45.91	12.2	18.1	-40.01	-13	V

ANNEX A.3. FREQUENCY STABILITY

Reference

FCC: CFR Part 2.1055, 22.235, 24.235, 27.54, 90.213.

A.3.1 Method of Measurement

In order to measure the carrier frequency under the condition of AFC lock, it is necessary to make measurements with the EUT in a “call mode”. This is accomplished with the use of R&S CMW500 DIGITAL RADIO COMMUNICATION TESTER.

1. Measure the carrier frequency at room temperature.
2. Subject the EUT to overnight soak at -10℃.
3. With the EUT, powered via nominal voltage, connected to the CMW500 and in a simulated call on middle channel for LTE band 2,4,5,7,12,13,17,25,26, 40,41,66. Measure the carrier frequency. These measurements should be made within 2 minutes of Powering up the EUT, to prevent significant self-warming.
4. Repeat the above measurements at 10℃ increments from -10℃ to +55℃. Allow at least 1.5 hours at each temperature, unpowered, before making measurements.
5. Re-measure carrier frequency at room temperature with nominal voltage. Vary supply voltage from minimum voltage to maximum voltage, in 0.1Volt increments re-measuring carrier frequency at each voltage. Pause at nominal voltage for 1.5 hours unpowered, to allow any self-heating to stabilize, before continuing.
6. Subject the EUT to overnight soak at +55℃.
7. With the EUT, powered via nominal voltage, connected to the CMW500 and in a simulated call on the centre channel, measure the carrier frequency. These measurements should be made within 2 minutes of Powering up the EUT, to prevent significant self-warming.
8. Repeat the above measurements at 10 ℃ decrements from +55℃ to -10℃. Allow at least 1.5 hours at each temperature, unpowered, before making measurements.
9. At all temperature levels hold the temperature to +/- 0.5℃ during the measurement procedure.

A.3.2 Measurement Limit

According to the JTC standard the frequency stability of the carrier shall be accurate to within 0.1 ppm of the received frequency from the base station. This accuracy is sufficient to meet Sec. 24.235, Frequency Stability. The frequency stability shall be sufficient to ensure that the fundamental emission stays within the authorized frequency block. As this transceiver is considered "Hand carried, battery powered equipment" Section 2.1055(d) (2) applies. This requires that the lower voltage for frequency stability testing be specified by the manufacturer. This transceiver is specified to operate with an input voltage of between 3.6VDC and 4.4VDC, with a nominal voltage of 3.8VDC. Operation above or below these voltage limits is prohibited by transceiver software in order to prevent improper operation as well as to protect components from overstress. For the purposes of measuring frequency stability these voltage limits are to be used.

A.3.3 Measurement results

LTE Band 2, 1.4MHz bandwidth (worst case of all bandwidths)

Frequency Error vs Voltage

Voltage (V)	Frequency error (Hz)		Frequency error (ppm)	
	QPSK	16QAM	QPSK	16QAM
3.60	12.259	14.262	0.007	0.008
3.80	-6.809	-8.841	0.004	0.005
4.40	-9.370	-11.845	0.005	0.006

Frequency Error vs Temperature

Temperature (℃)	Frequency error (Hz)		Frequency error (ppm)	
	QPSK	16QAM	QPSK	16QAM
55	-9.527	-15.392	0.005	0.008
50	-12.989	-16.551	0.007	0.009
40	-7.167	-15.349	0.004	0.008
30	-7.539	-10.729	0.004	0.006
20	-15.149	-12.946	0.008	0.007
10	-12.760	-12.817	0.007	0.007
0	-14.391	-12.789	0.008	0.007
-10	-11.501	-11.902	0.006	0.006

LTE Band 4, 1.4MHz bandwidth (worst case of all bandwidths)

Frequency Error vs Voltage

Voltage (V)	Frequency error (Hz)		Frequency error (ppm)	
	QPSK	16QAM	QPSK	16QAM
3.60	-7.811	13.046	0.005	0.008
3.80	-9.828	-10.042	0.006	0.006
4.40	-7.639	8.855	0.004	0.005

Frequency Error vs Temperature

Temperature (℃)	Frequency error (Hz)		Frequency error (ppm)	
	QPSK	16QAM	QPSK	16QAM
55	-14.849	-14.405	0.009	0.008
50	-6.723	-11.501	0.004	0.007
40	-9.241	-10.915	0.005	0.006
30	-9.785	-9.942	0.006	0.006
20	-14.377	-13.089	0.008	0.008
10	10.915	10.357	0.006	0.006
0	-8.583	11.101	0.005	0.006
-10	-11.287	-11.373	0.007	0.007

LTE Band 5, 1.4MHz bandwidth (worst case of all bandwidths)

Frequency Error vs Voltage

Voltage (V)	Frequency error (Hz)		Frequency error (ppm)	
	QPSK	16QAM	QPSK	16QAM
3.60	-11.973	-11.415	0.014	0.014

3.80	-11.415	-16.236	0.014	0.019
4.40	-9.656	13.218	0.012	0.016

Frequency Error vs Temperature

Temperature (℃)	Frequency error (Hz)		Frequency error (ppm)	
	QPSK	16QAM	QPSK	16QAM
55	-13.647	-11.172	0.016	0.013
50	-11.544	-13.018	0.014	0.016
40	-12.760	-11.530	0.015	0.014
30	-10.557	-8.740	0.013	0.010
20	-10.099	-12.231	0.012	0.015
10	-9.785	-9.785	0.015	0.012
0	-3.290	-9.971	0.004	0.012
-10	-3.462	-10.271	0.004	0.012

LTE Band 7, 5MHz bandwidth (worst case of all bandwidths)

Frequency Error vs Voltage

Voltage (V)	Frequency error (Hz)		Frequency error (ppm)	
	QPSK	16QAM	QPSK	16QAM
3.60	-14.877	20.857	0.006	0.008
3.80	-20.070	-21.100	0.008	0.008
4.40	-17.352	19.927	0.007	0.008

Frequency Error vs Temperature

Temperature (℃)	Frequency error (Hz)		Frequency error (ppm)	
	QPSK	16QAM	QPSK	16QAM
55	-23.031	22.645	0.009	0.009
50	-15.006	19.813	0.006	0.008
40	-17.853	18.396	0.007	0.007
30	-17.195	-23.575	0.007	0.009
20	-17.982	21.801	0.007	0.009
10	-16.365	-23.289	0.006	0.009
0	-13.776	-20.599	0.005	0.008
-10	-20.885	22.631	0.008	0.009

LTE Band 12, 1.4MHz bandwidth (worst case of all bandwidths)

Frequency Error vs Voltage

Voltage (V)	Frequency error (Hz)		Frequency error (ppm)	
	QPSK	16QAM	QPSK	16QAM
3.60	-8.926	-21.958	0.013	0.031
3.80	-11.172	-25.635	0.016	0.036
4.40	-10.600	-25.635	0.015	0.036

Frequency Error vs Temperature

Temperature (℃)	Frequency error (Hz)		Frequency error (ppm)	
	QPSK	16QAM	QPSK	16QAM
55	-9.556	-17.552	0.014	0.025
50	-7.911	-24.047	0.011	0.034
40	-7.324	-24.004	0.010	0.034
30	-6.709	-21.143	0.009	0.030
20	-10.300	-27.137	0.015	0.038
10	-10.414	-21.858	0.015	0.031
0	-11.458	-25.134	0.016	0.036
-10	-7.539	-18.439	0.011	0.026

LTE Band 13, 5MHz bandwidth (worst case of all bandwidths)

Frequency Error vs Voltage

Voltage (V)	Frequency error (Hz)		Frequency error (ppm)	
	QPSK	16QAM	QPSK	16QAM
3.60	-11.415	-13.103	0.015	0.017
3.80	-12.431	-14.305	0.016	0.018
4.40	-12.689	-13.261	0.016	0.017

Frequency Error vs Temperature

Temperature (℃)	Frequency error (Hz)		Frequency error (ppm)	
	QPSK	16QAM	QPSK	16QAM
55	-12.417	-14.019	0.016	0.018
50	-14.963	-14.620	0.019	0.019
40	-8.268	-15.807	0.011	0.020
30	-9.270	-15.779	0.012	0.020
20	-12.202	-13.633	0.016	0.017
10	-9.470	-11.773	0.012	0.015
0	-13.504	-12.417	0.017	0.016
-10	-12.560	-18.153	0.016	0.023

LTE Band 17, 5MHz bandwidth (worst case of all bandwidths)

Frequency Error vs Voltage

Voltage (V)	Frequency error (Hz)		Frequency error (ppm)	
	QPSK	16QAM	QPSK	16QAM
3.60	-7.367	-12.131	0.010	0.017
3.80	-14.720	-15.278	0.021	0.022
4.40	-11.859	-11.687	0.017	0.016

Frequency Error vs Temperature

Temperature (℃)	Frequency error (Hz)		Frequency error (ppm)	
	QPSK	16QAM	QPSK	16QAM
55	-10.657	-13.518	0.015	0.019
50	-8.969	-10.743	0.013	0.015
40	-8.769	-10.886	0.012	0.015
30	-11.530	-14.362	0.016	0.020
20	-11.001	-14.033	0.015	0.020
10	-15.163	-12.960	0.021	0.018
0	-11.058	-15.550	0.016	0.022
-10	-11.988	-12.703	0.017	0.018

LTE Band 25, 1.4MHz bandwidth (worst case of all bandwidths)

Frequency Error vs Voltage

Voltage (V)	Frequency error (Hz)		Frequency error (ppm)	
	QPSK	16QAM	QPSK	16QAM
3.60	-14.906	-30.441	0.008	0.016
3.80	-13.590	-26.693	0.007	0.014
4.40	-11.516	-30.456	0.006	0.016

Frequency Error vs Temperature

Temperature (℃)	Frequency error (Hz)		Frequency error (ppm)	
	QPSK	16QAM	QPSK	16QAM
55	-10.900	-25.277	0.006	0.013
50	-15.321	-30.942	0.008	0.016
40	-13.719	-27.194	0.007	0.014
30	-11.387	-28.081	0.006	0.015
20	-16.966	-28.753	0.009	0.015
10	-13.590	-28.238	0.007	0.015
0	-13.919	-33.674	0.007	0.018
-10	-16.994	-31.328	0.009	0.017

LTE Band 26(part22), 1.4MHz bandwidth (worst case of all bandwidths)

Frequency Error vs Voltage

Voltage (V)	Frequency error (Hz)		Frequency error (ppm)	
	QPSK	16QAM	QPSK	16QAM
3.60	-13.161	-21.386	0.016	0.026
3.80	-6.294	-21.372	0.008	0.026
4.40	-10.071	-18.554	0.012	0.022

Frequency Error vs Temperature

Temperature (℃)	Frequency error (Hz)		Frequency error (ppm)	
	QPSK	16QAM	QPSK	16QAM
55	-13.404	-24.004	0.016	0.029
50	-4.506	-24.190	0.005	0.029
40	-14.734	-25.449	0.018	0.030
30	-10.056	-22.244	0.012	0.027
20	-9.685	-27.266	0.012	0.033
10	-9.871	-20.671	0.012	0.025
0	-12.274	-25.892	0.015	0.031
-10	-11.430	-21.501	0.014	0.026

LTE Band 26(part90), 1.4MHz bandwidth (worst case of all bandwidths)

Frequency Error vs Voltage

Voltage (V)	Frequency error (Hz)		Frequency error (ppm)	
	QPSK	16QAM	QPSK	16QAM
3.60	-9.470	-11.587	0.011	0.014
3.80	-12.560	-10.886	0.015	0.013
4.40	-12.131	-12.846	0.015	0.015

Frequency Error vs Temperature

Temperature (℃)	Frequency error (Hz)		Frequency error (ppm)	
	QPSK	16QAM	QPSK	16QAM
55	-8.483	-10.500	0.010	0.013
50	-10.285	-13.504	0.012	0.016
40	-13.733	-15.707	0.016	0.019
30	-8.941	-13.976	0.011	0.017
20	-8.869	-12.646	0.011	0.015
10	-14.791	-14.305	0.018	0.017
0	-8.125	-12.360	0.010	0.015
-10	-16.837	-15.049	0.020	0.018

LTE Band 40(lower), 5MHz bandwidth (worst case of all bandwidths)

Frequency Error vs Voltage

Voltage (V)	Frequency error (Hz)		Frequency error (ppm)	
	QPSK	16QAM	QPSK	16QAM
3.60	-23.848	-22.744	0.009	0.008
3.80	-19.771	-25.053	0.007	0.010
4.40	-21.272	-15.450	0.008	0.005

Frequency Error vs Temperature

Temperature (℃)	Frequency error (Hz)		Frequency error (ppm)	
	QPSK	16QAM	QPSK	16QAM
55	-19.654	-21.273	0.007	0.005
50	-22.978	-29.759	0.006	0.014
40	-18.014	-21.816	0.006	0.008
30	12.746	-33.603	0.008	0.013
20	12.803	-21.371	0.005	0.008
10	-20.075	-27.337	0.007	0.010
0	-21.357	-27.567	0.008	0.011
-10	-16.469	-36.606	0.005	0.013

LTE Band 40(upper), 5MHz bandwidth (worst case of all bandwidths)

Frequency Error vs Voltage

Voltage (V)	Frequency error (Hz)		Frequency error (ppm)	
	QPSK	16QAM	QPSK	16QAM
3.60	-23.844	-22.767	0.008	0.008
3.80	-19.760	-25.045	0.007	0.012
4.40	-21.182	-15.778	0.009	0.008

Frequency Error vs Temperature

Temperature (℃)	Frequency error (Hz)		Frequency error (ppm)	
	QPSK	16QAM	QPSK	16QAM
55	-19.654	-21.299	0.007	0.008
50	-22.998	-29.787	0.009	0.015
40	-18.015	-21.864	0.006	0.009
30	12.778	-33.657	0.007	0.019
20	12.854	-21.298	0.005	0.008
10	-20.098	-27.365	0.007	0.018
0	-21.398	-27.588	0.009	0.011
-10	-16.445	-36.657	0.006	0.016

LTE Band 41, 1.4MHz bandwidth (worst case of all bandwidths)

Frequency Error vs Voltage

Voltage (V)	Frequency error (Hz)		Frequency error (ppm)	
	QPSK	16QAM	QPSK	16QAM
3.60	-23.847	-22.745	0.009	0.009
3.80	-19.770	-25.063	0.008	0.010
4.40	-21.172	-15.750	0.008	0.006

Frequency Error vs Temperature

Temperature (℃)	Frequency error (Hz)		Frequency error (ppm)	
	QPSK	16QAM	QPSK	16QAM
55	-19.655	-21.272	0.008	0.008
50	-22.988	-29.769	0.009	0.011
40	-18.010	-21.815	0.007	0.008
30	12.746	-33.603	0.005	0.013
20	12.803	-21.272	0.005	0.008
10	-20.070	-27.337	0.008	0.011
0	-21.358	-27.566	0.008	0.011
-10	-16.479	-36.607	0.006	0.014

LTE Band 66, 5MHz bandwidth (worst case of all bandwidths)

Frequency Error vs Voltage

Voltage (V)	Frequency error (Hz)		Frequency error (ppm)	
	QPSK	16QAM	QPSK	16QAM
3.60	-9.427	-25.878	0.005	0.015
3.80	-9.942	-24.633	0.006	0.014
4.40	-10.071	-27.080	0.006	0.016

Frequency Error vs Temperature

Temperature (℃)	Frequency error (Hz)		Frequency error (ppm)	
	QPSK	16QAM	QPSK	16QAM
55	7.639	-25.949	0.004	0.015
50	7.081	-25.806	0.004	0.015
40	-9.856	-22.802	0.006	0.013
30	-10.786	-22.230	0.006	0.013
20	-14.248	-21.315	0.008	0.012
10	-11.330	20.199	0.006	0.012
0	-8.912	-27.595	0.005	0.016
-10	-11.601	-24.161	0.007	0.014

ANNEX A.4. OCCUPIED BANDWIDTH

Reference

FCC: CFR Part 2.1049(h) (i)

A.4.1 Occupied Bandwidth Results

Occupied bandwidth measurements are only provided for selected frequencies in order to reduce the amount of submitted data. Data were taken at the extreme and mid frequencies of the US Cellular/PCS frequency bands. The table below lists the measured 99% BW. Spectrum analyzer plots are included on the following pages.

The measurement method is from KDB 971168 4:

a) The spectrum analyzer center frequency is set to the nominal EUT channel center frequency. The frequency span for the spectrum analyzer shall be set wide enough to capture all modulation products including the emission skirts (i.e., two to five times the OBW).

b) The nominal IF filter bandwidth (3 dB RBW) shall be in the range of 1 to 5 % of the anticipated OBW, and the VBW shall be at least 3 times the RBW.

c) Set the reference level of the instrument as required to keep the signal from exceeding the maximum input mixer level for linear operation. In general, the peak of the spectral envelope must be at least 10log (OBW / RBW) below the reference level.

d) Set the detection mode to peak, and the trace mode to max hold.

e) Use the 99 % power bandwidth function of the spectrum analyzer and report the measured bandwidth.

Occupied Bandwidth Measurement Results:

LTE band 2		
Frequency(MHz)	Occupied Bandwidth (99%)(MHz)	
1880.0	QPSK	16QAM
	1.09	1.09
LTE band 2, 1.4MHz Bandwidth, QPSK (99% BW)	LTE band 2, 1.4MHz Bandwidth, 16QAM (99% BW)	
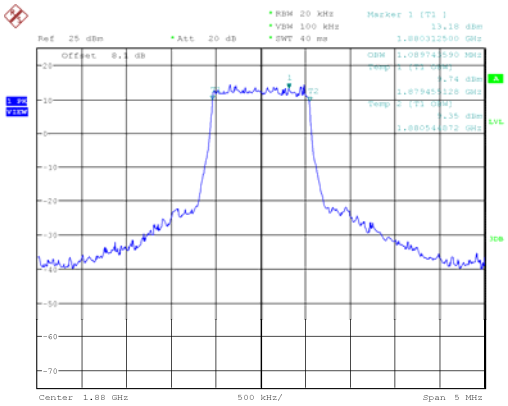	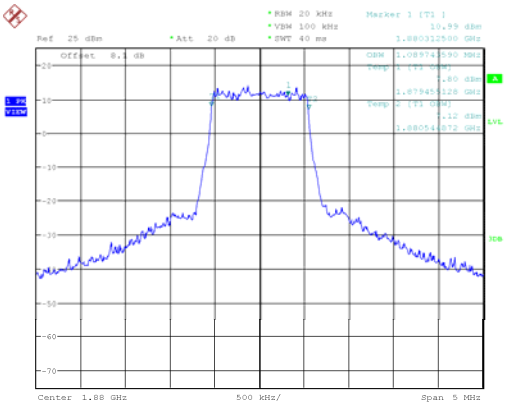	
Frequency(MHz)	Occupied Bandwidth (99%)(MHz)	
1880.0	QPSK	16QAM
	2.69	2.69
LTE band 2, 3MHz Bandwidth, QPSK (99% BW)	LTE band 2, 3MHz Bandwidth, 16QAM (99% BW)	
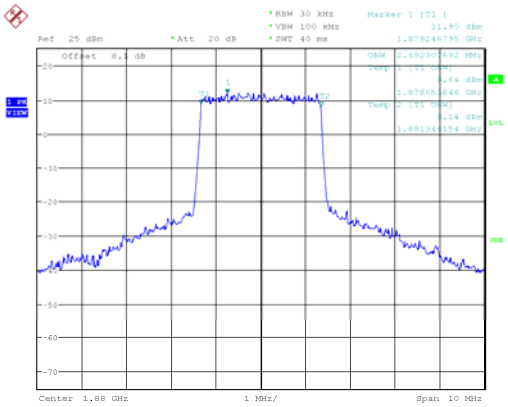	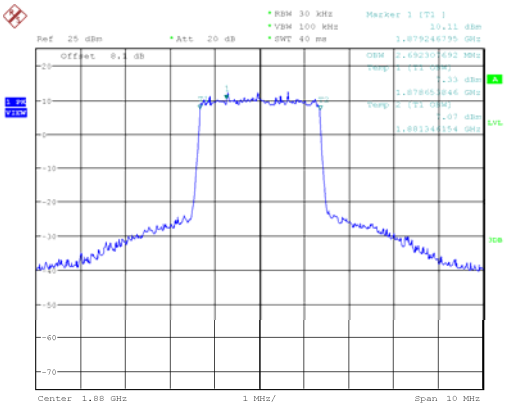	

Frequency(MHz)	Occupied Bandwidth (99%)(MHz)	
1880.0	QPSK	16QAM
	4.47	4.50
LTE band 2, 5MHz Bandwidth, QPSK (99% BW)	LTE band 2, 5MHz Bandwidth, 16QAM (99% BW)	
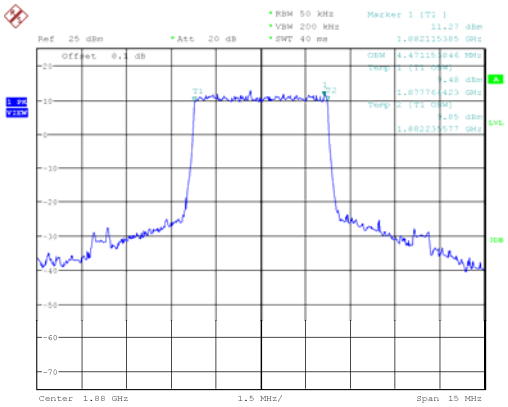	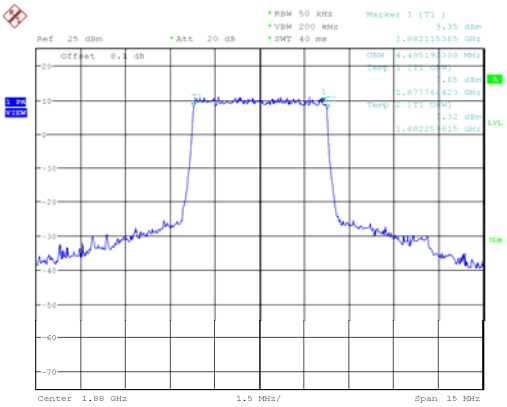	

Frequency(MHz)	Occupied Bandwidth (99%)(MHz)	
1880.0	QPSK	16QAM
	8.94	8.94
LTE band 2, 10MHz Bandwidth, QPSK (99% BW)	LTE band 2, 10MHz Bandwidth, 16QAM (99% BW)	
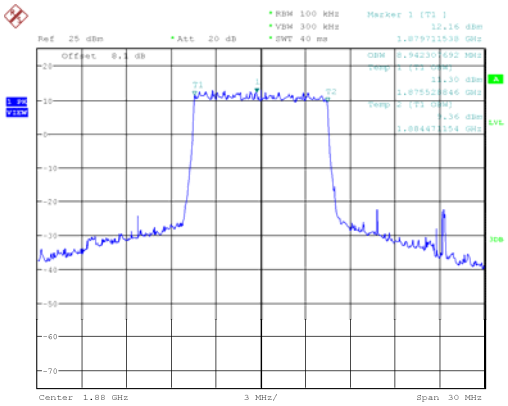	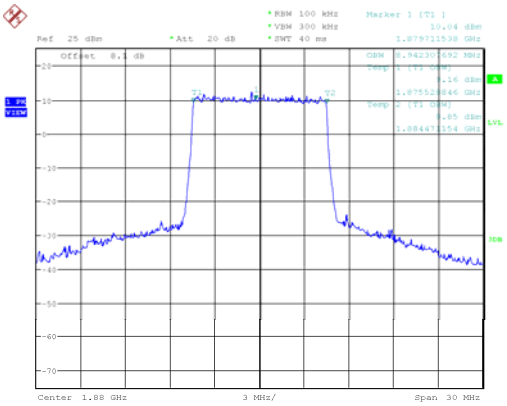	

Frequency(MHz)	Occupied Bandwidth (99%)(MHz)	
1880.0	QPSK	16QAM
	13.49	13.49
LTE band 2, 15MHz Bandwidth, QPSK (99% BW)	LTE band 2, 15MHz Bandwidth, 16QAM (99% BW)	
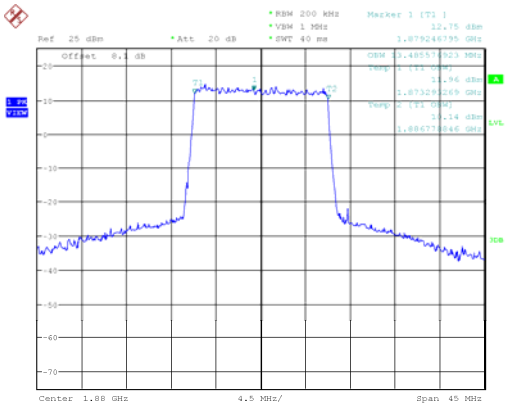	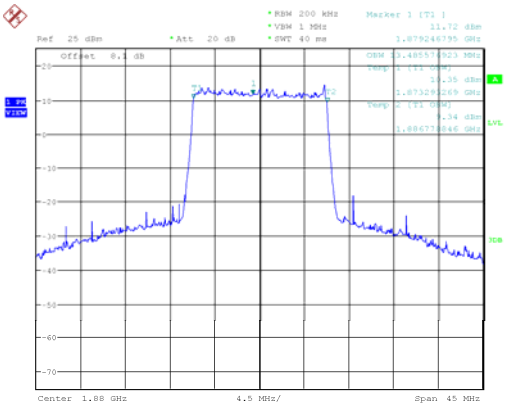	

Frequency(MHz)	Occupied Bandwidth (99%)(MHz)	
1880.0	QPSK	16QAM
	17.89	17.98
LTE band 2, 20MHz Bandwidth, QPSK (99% BW)	LTE band 2, 20MHz Bandwidth, 16QAM (99% BW)	
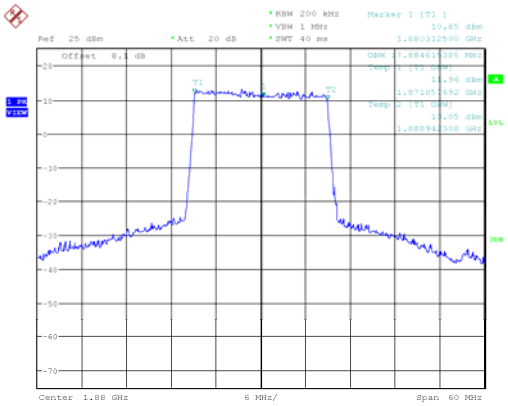	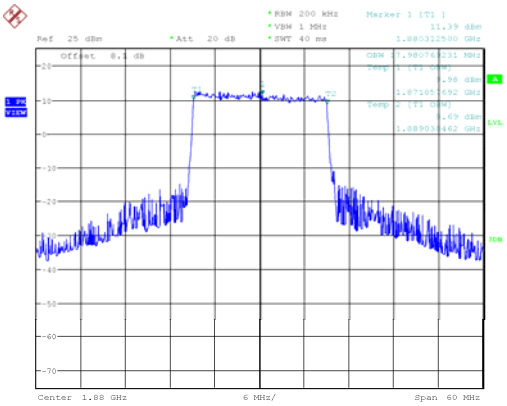	

LTE band 4		
Frequency(MHz)	Occupied Bandwidth (99%)(MHz)	
1732.5	QPSK	16QAM
	1.09	1.09
LTE band 4, 1.4MHz Bandwidth, QPSK (99% BW)	LTE band 4, 1.4MHz Bandwidth, 16QAM (99% BW)	
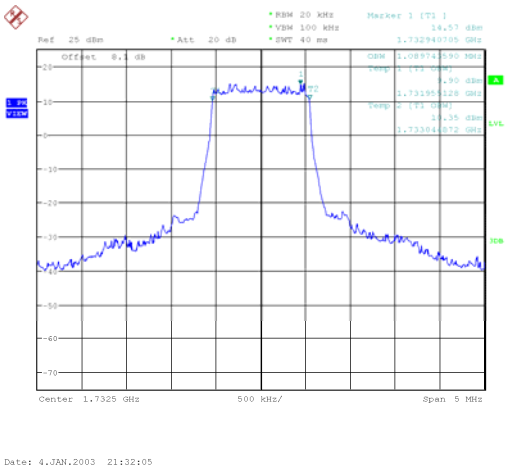	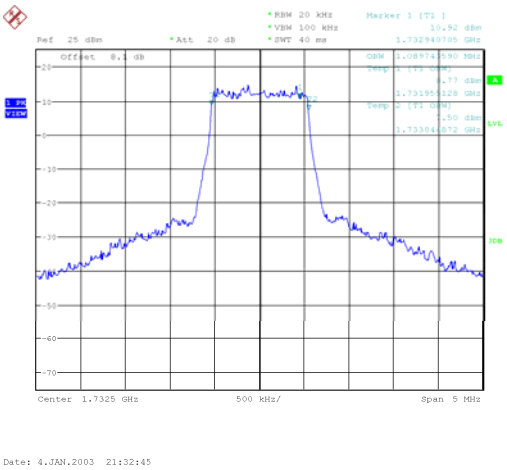	
Frequency(MHz)	Occupied Bandwidth (99%)(MHz)	
1732.5	QPSK	16QAM
	2.69	2.69
LTE band 4, 3MHz Bandwidth, QPSK (99% BW)	LTE band 4, 3MHz Bandwidth, 16QAM (99% BW)	
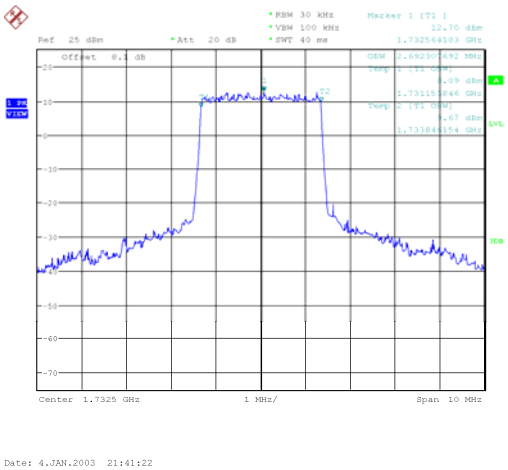	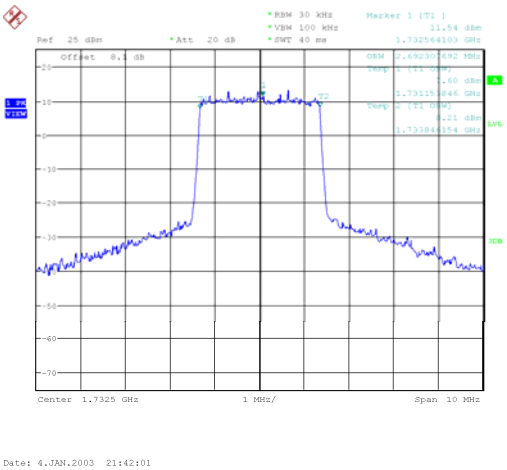	

Frequency(MHz)	Occupied Bandwidth (99%)(MHz)	
1732.5	QPSK	16QAM
	4.47	4.50
LTE band 4, 5MHz Bandwidth, QPSK (99% BW)	LTE band 4, 5MHz Bandwidth, 16QAM (99% BW)	
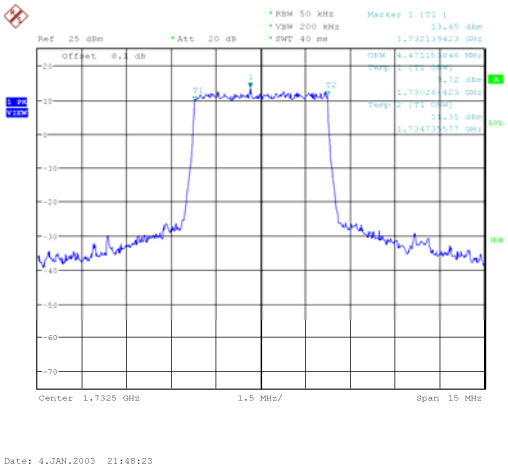	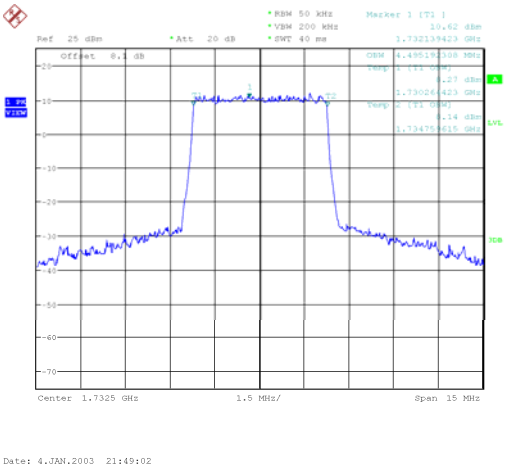	

Frequency(MHz)	Occupied Bandwidth (99%)(MHz)	
1732.5	QPSK	16QAM
	8.94	8.94
LTE band 4, 10MHz Bandwidth, QPSK (99% BW)	LTE band 4, 10MHz Bandwidth, 16QAM (99% BW)	
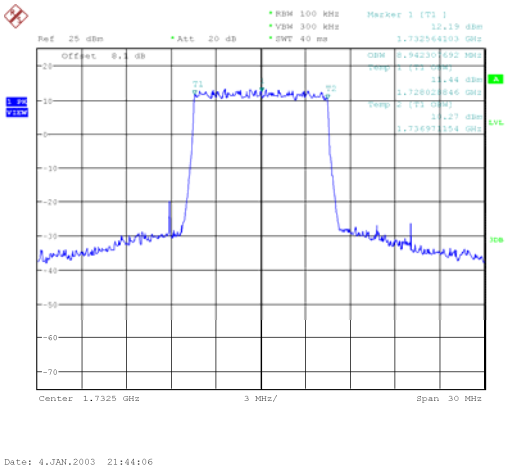	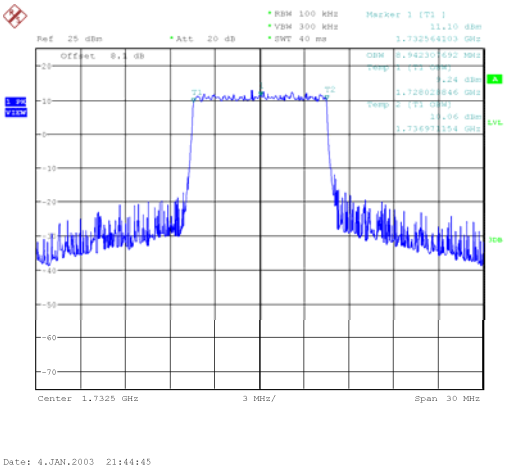	

Frequency(MHz)	Occupied Bandwidth (99%)(MHz)	
1732.5	QPSK	16QAM
	13.49	13.49
LTE band 4, 15MHz Bandwidth, QPSK (99% BW)	LTE band 4, 15MHz Bandwidth, 16QAM (99% BW)	
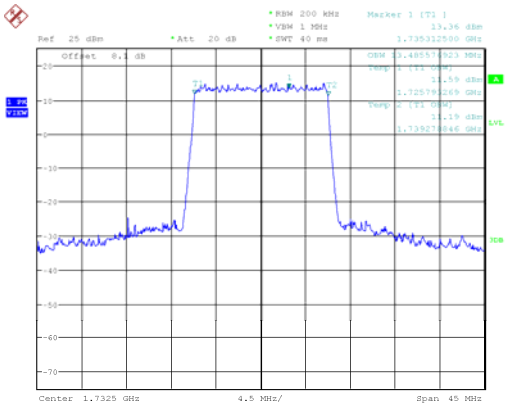	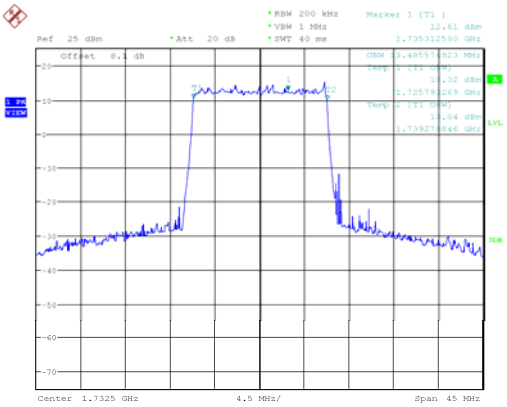	
Date: 4.JAN.2003 21:51:22	Date: 4.JAN.2003 21:52:02	

Frequency(MHz)	Occupied Bandwidth (99%)(MHz)	
1732.5	QPSK	16QAM
	17.98	17.98
LTE band 4, 20MHz Bandwidth, QPSK (99% BW)	LTE band 4, 20MHz Bandwidth, 16QAM (99% BW)	
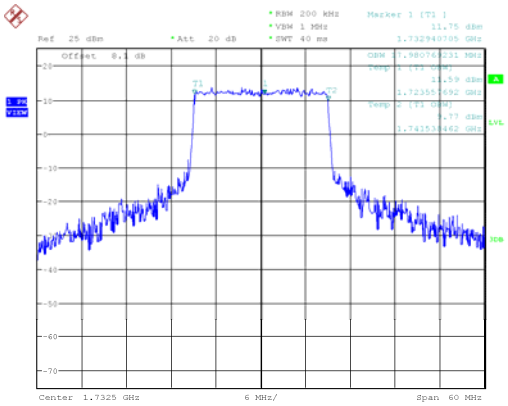	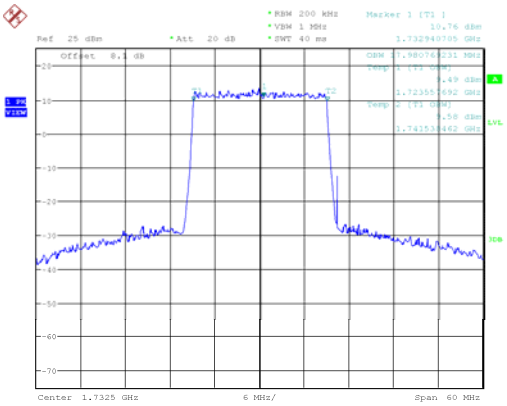	
Date: 4.JAN.2003 21:38:47	Date: 4.JAN.2003 21:39:26	

LTE band 5		
Frequency(MHz)	Occupied Bandwidth (99%)(MHz)	
836.5	QPSK	16QAM
	1.09	1.10
LTE band 5, 1.4MHz Bandwidth, QPSK (99% BW)	LTE band 5, 1.4MHz Bandwidth, 16QAM (99% BW)	
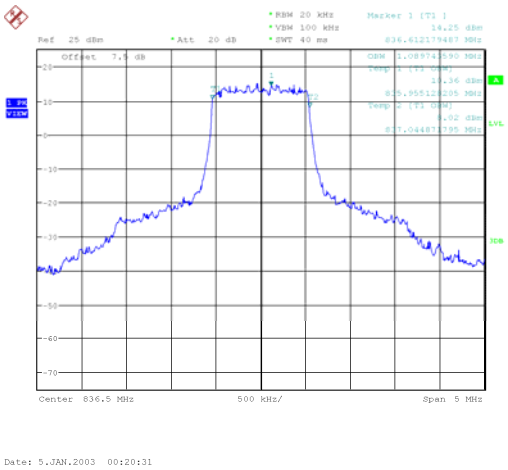	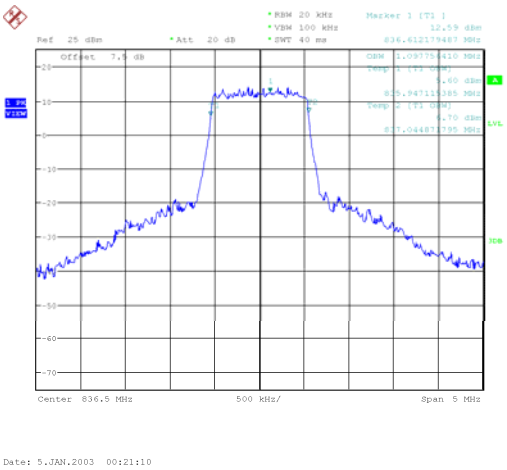	
Frequency(MHz)	Occupied Bandwidth (99%)(MHz)	
836.5	QPSK	16QAM
	2.68	2.68
LTE band 5, 3MHz Bandwidth, QPSK (99% BW)	LTE band 5, 3MHz Bandwidth, 16QAM (99% BW)	
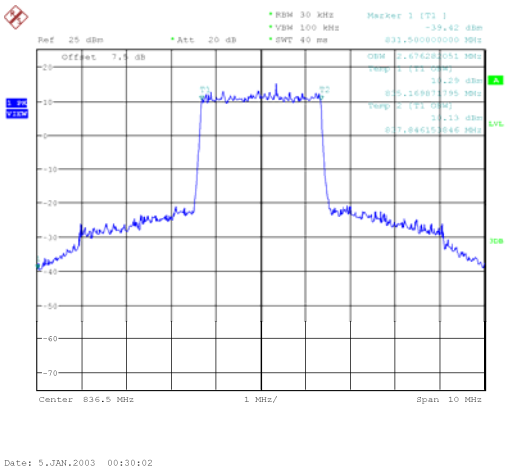	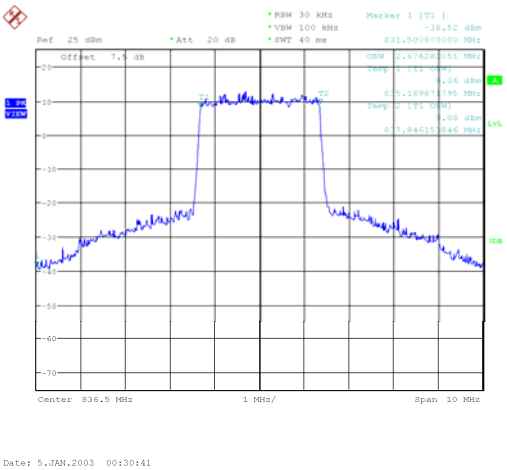	

Frequency(MHz)	Occupied Bandwidth (99%)(MHz)	
836.5	QPSK	16QAM
	4.47	4.50
LTE band 5, 5MHz Bandwidth, QPSK (99% BW)	LTE band 5, 5MHz Bandwidth, 16QAM (99% BW)	
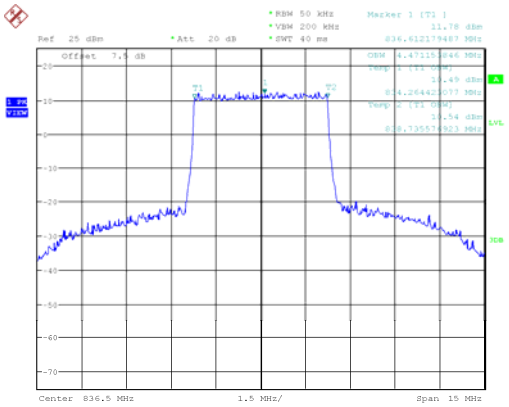	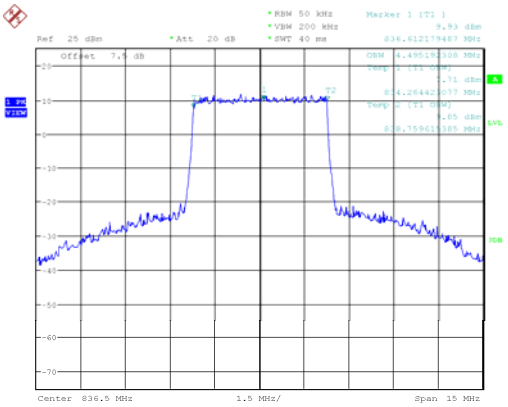	

Frequency(MHz)	Occupied Bandwidth (99%)(MHz)	
836.5	QPSK	16QAM
	8.94	8.94
LTE band 5, 10MHz Bandwidth, QPSK (99% BW)	LTE band 5, 10MHz Bandwidth, 16QAM (99% BW)	
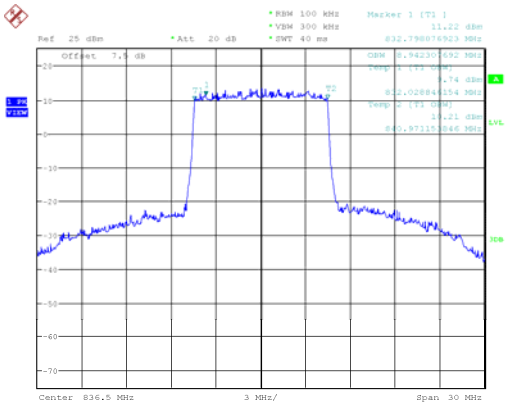	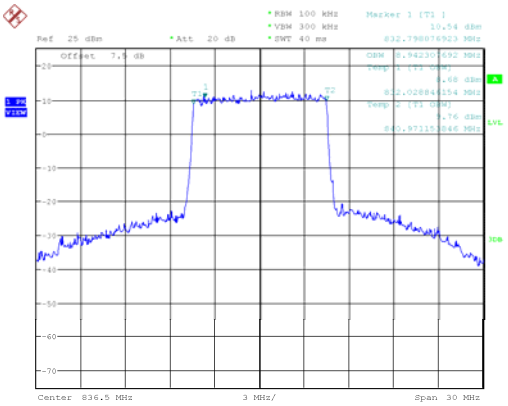	

LTE band 7		
Frequency(MHz)	Occupied Bandwidth (99%)(MHz)	
2535.0	QPSK	16QAM
	4.50	4.50
LTE band 7, 5MHz Bandwidth, QPSK (99% BW)	LTE band 7, 5MHz Bandwidth, 16QAM (99% BW)	
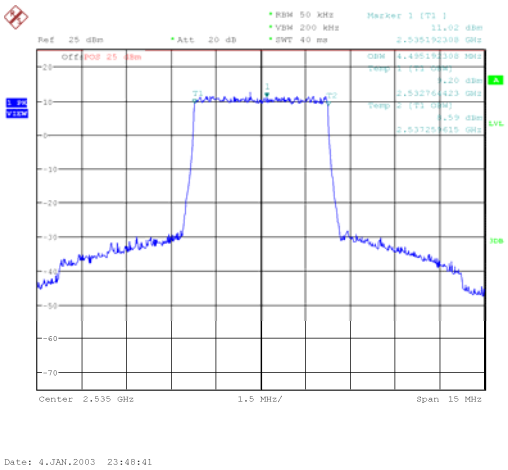	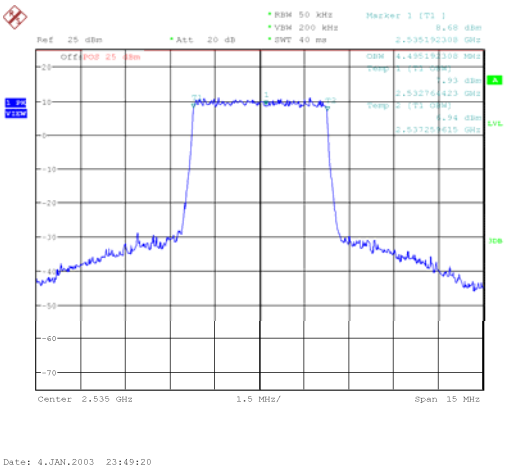	
Frequency(MHz)	Occupied Bandwidth (99%)(MHz)	
2535.0	QPSK	16QAM
	8.94	8.99
LTE band 7, 10MHz Bandwidth, QPSK (99% BW)	LTE band 7, 10MHz Bandwidth, 16QAM (99% BW)	
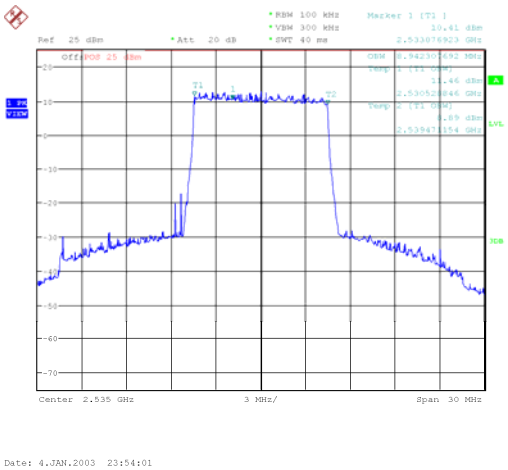	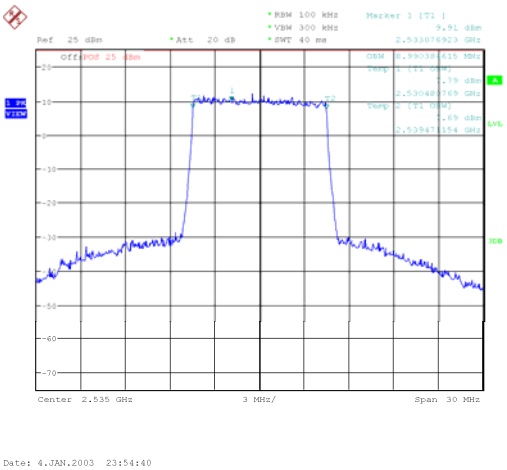	

Frequency(MHz)	Occupied Bandwidth (99%)(MHz)	
2535.0	QPSK	16QAM
	13.49	13.49
LTE band 7, 15MHz Bandwidth, QPSK (99% BW)	LTE band 7, 15MHz Bandwidth, 16QAM (99% BW)	
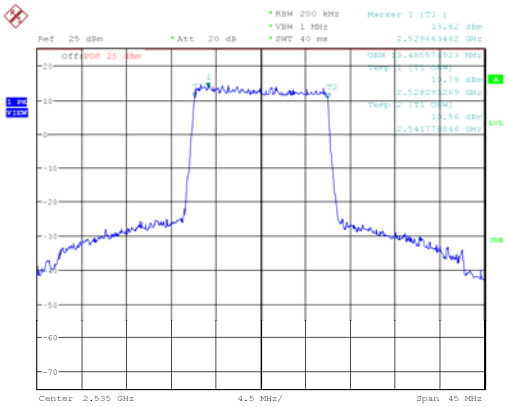	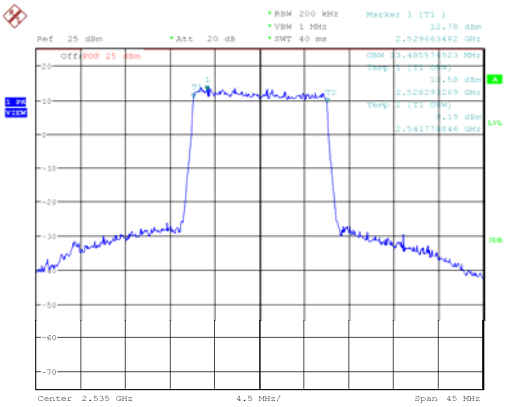	
Date: 4.JAN.2003 23:58:59	Date: 4.JAN.2003 23:59:37	

Frequency(MHz)	Occupied Bandwidth (99%)(MHz)	
2535.0	QPSK	16QAM
	17.98	17.98
LTE band 7, 20MHz Bandwidth, QPSK (99% BW)	LTE band 7, 20MHz Bandwidth, 16QAM (99% BW)	
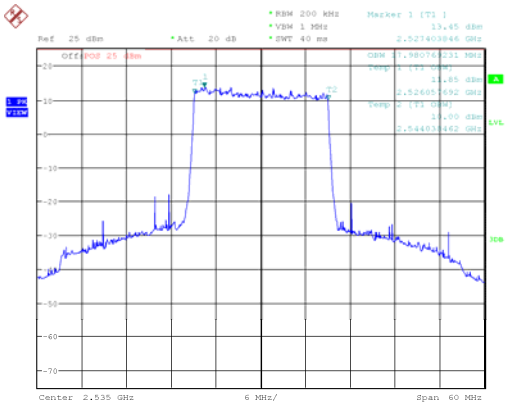	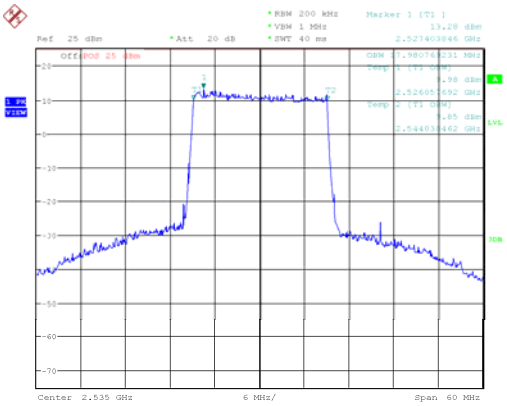	
Date: 5.JAN.2003 00:07:33	Date: 5.JAN.2003 00:08:12	

LTE band 12		
Frequency(MHz)	Occupied Bandwidth (99%)(MHz)	
707.5	QPSK	16QAM
	1.09	1.09
LTE band 12, 1.4MHz Bandwidth, QPSK (99% BW)	LTE band 12, 1.4MHz Bandwidth, 16QAM (99% BW)	
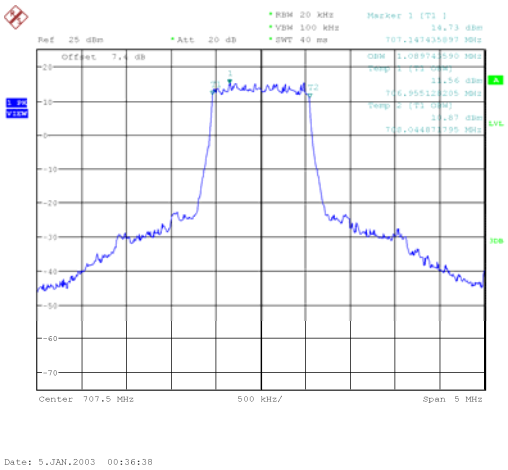	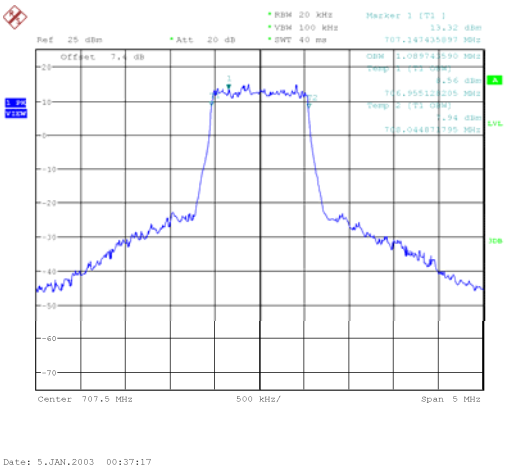	
Frequency(MHz)	Occupied Bandwidth (99%)(MHz)	
707.5	QPSK	16QAM
	2.69	2.68
LTE band 12, 3MHz Bandwidth, QPSK (99% BW)	LTE band 12, 3MHz Bandwidth, 16QAM (99% BW)	
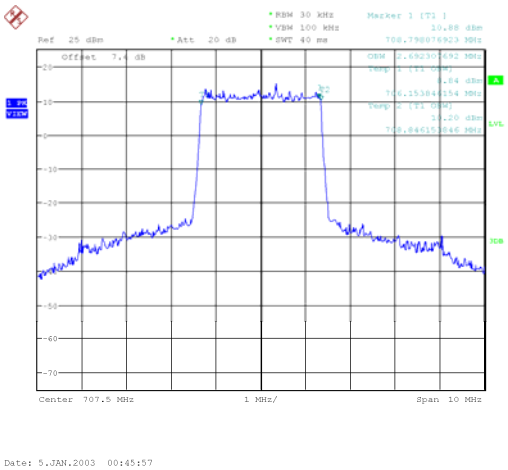	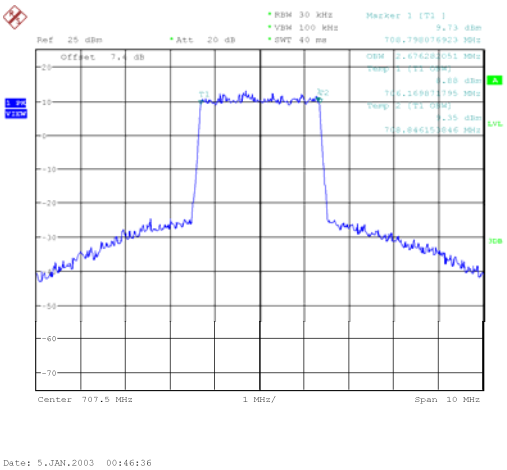	

Frequency(MHz)	Occupied Bandwidth (99%)(MHz)	
707.5	QPSK	16QAM
	4.50	4.52
LTE band 12, 5MHz Bandwidth, QPSK (99% BW)	LTE band 12, 5MHz Bandwidth, 16QAM (99% BW)	
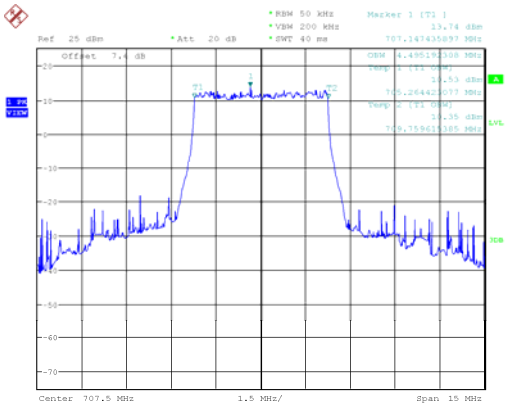	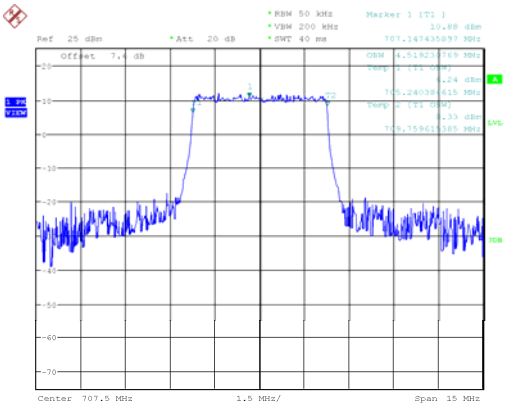	

Frequency(MHz)	Occupied Bandwidth (99%)(MHz)	
707.5	QPSK	16QAM
	9.04	9.04
LTE band 12, 10MHz Bandwidth, QPSK (99% BW)	LTE band 12, 10MHz Bandwidth, 16QAM (99% BW)	
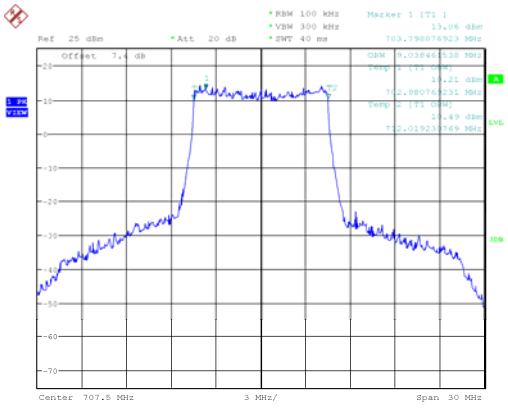	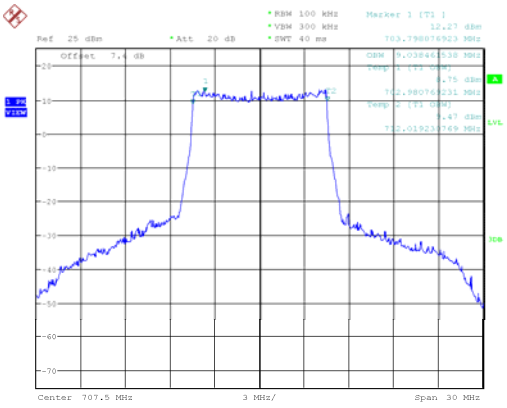	

LTE band 13		
Frequency(MHz)	Occupied Bandwidth (99%)(MHz)	
782.0	QPSK	16QAM
	4.50	4.50
LTE band 13, 5MHz Bandwidth, QPSK (99% BW)	LTE band 13, 5MHz Bandwidth, 16QAM (99% BW)	
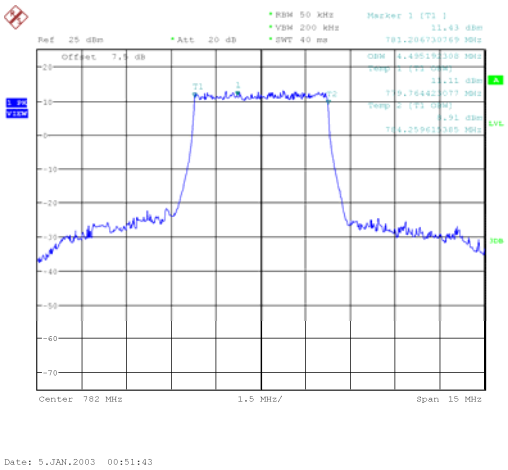	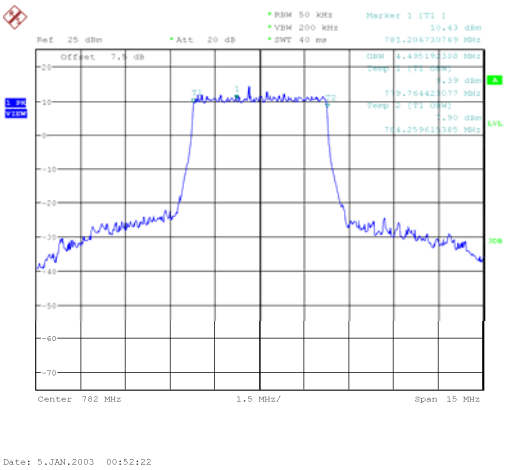	
Frequency(MHz)	Occupied Bandwidth (99%)(MHz)	
782.0	QPSK	16QAM
	8.99	9.04
LTE band 13, 10MHz Bandwidth, QPSK (99% BW)	LTE band 13, 10MHz Bandwidth, 16QAM (99% BW)	
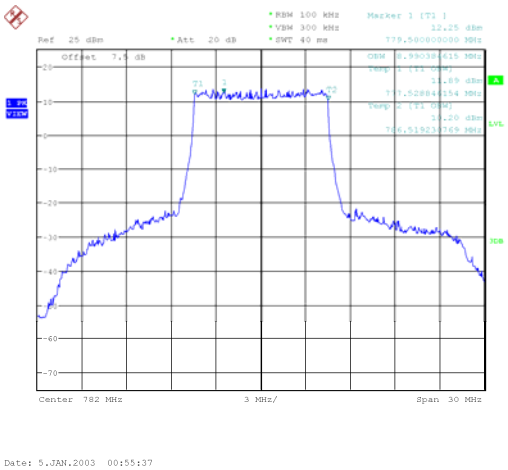	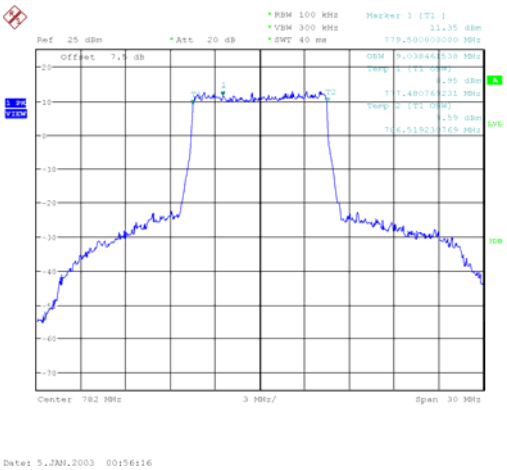	

LTE band 17		
Frequency(MHz)	Occupied Bandwidth (99%)(MHz)	
710.0	QPSK	16QAM
	4.50	4.50
LTE band 17, 5MHz Bandwidth, QPSK (99% BW)	LTE band 17, 5MHz Bandwidth, 16QAM (99% BW)	
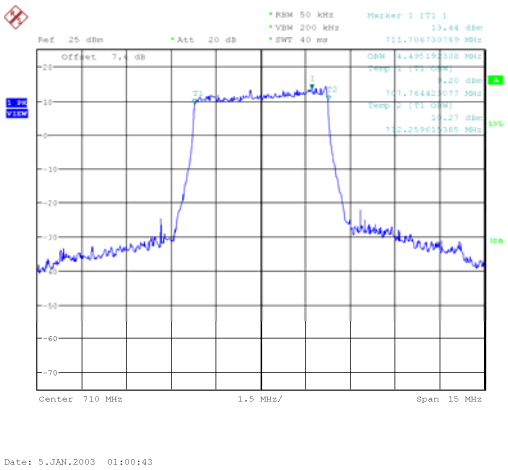	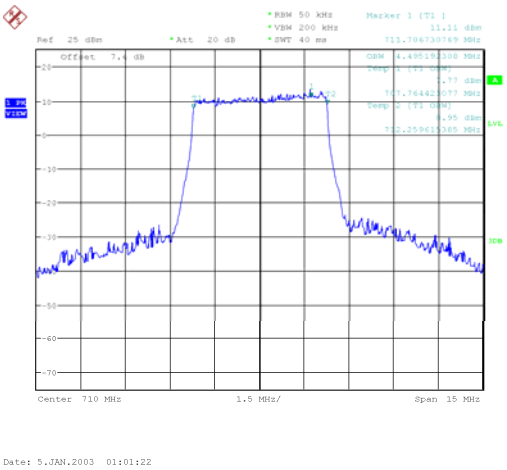	
Frequency(MHz)	Occupied Bandwidth (99%)(MHz)	
710.0	QPSK	16QAM
	8.94	8.94
LTE band 17, 10MHz Bandwidth, QPSK (99% BW)	LTE band 17, 10MHz Bandwidth, 16QAM (99% BW)	
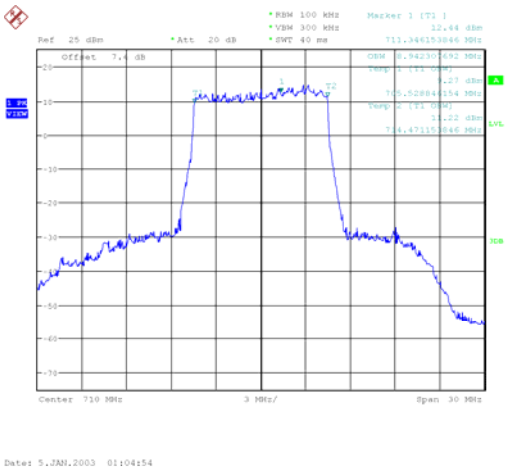	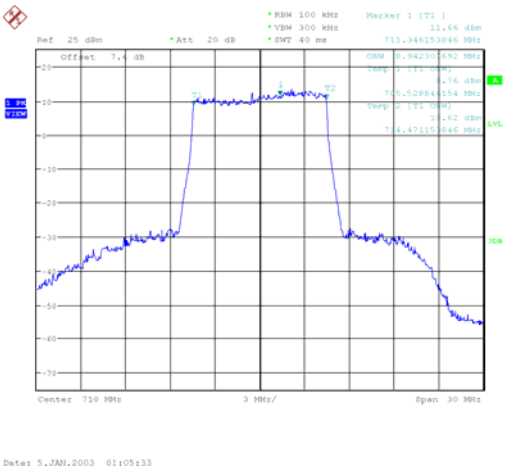	

LTE band 25		
Frequency(MHz)	Occupied Bandwidth (99%)(MHz)	
1882.5	QPSK	16QAM
	1.10	1.09
LTE band 25, 1.4MHz Bandwidth, QPSK (99% BW)	LTE band 25, 1.4MHz Bandwidth, 16QAM (99% BW)	
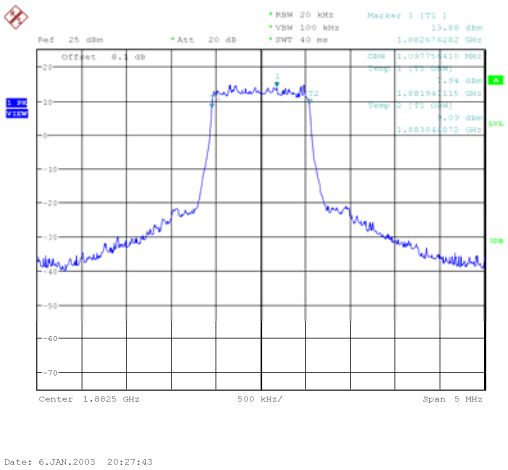	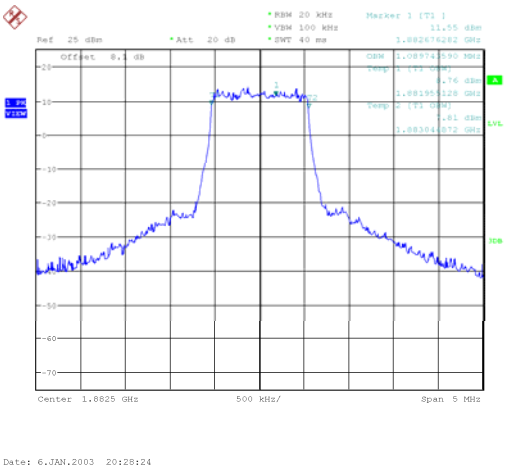	
Frequency(MHz)	Occupied Bandwidth (99%)(MHz)	
1882.5	QPSK	16QAM
	2.69	2.69
LTE band 25, 3MHz Bandwidth, QPSK (99% BW)	LTE band 25, 3MHz Bandwidth, 16QAM (99% BW)	
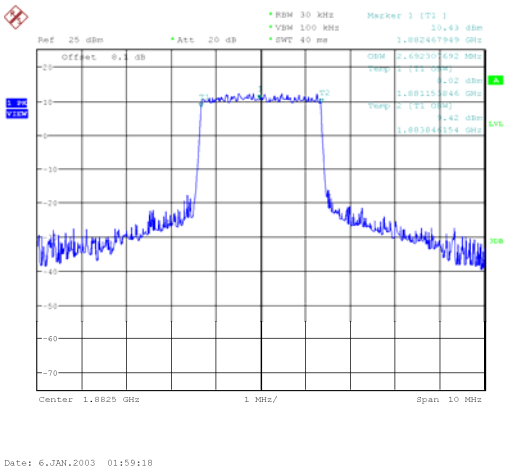	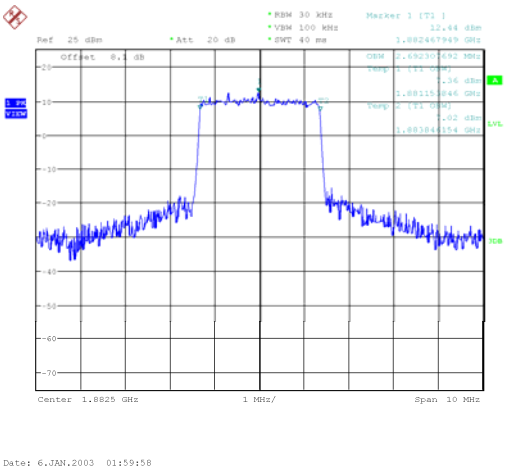	

Frequency(MHz)	Occupied Bandwidth (99%)(MHz)	
1882.5	QPSK	16QAM
	4.50	4.50
LTE band 25, 5MHz Bandwidth, QPSK (99% BW)	LTE band 25, 5MHz Bandwidth, 16QAM (99% BW)	
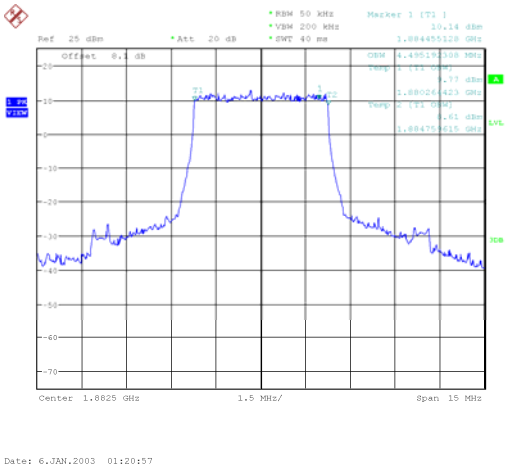	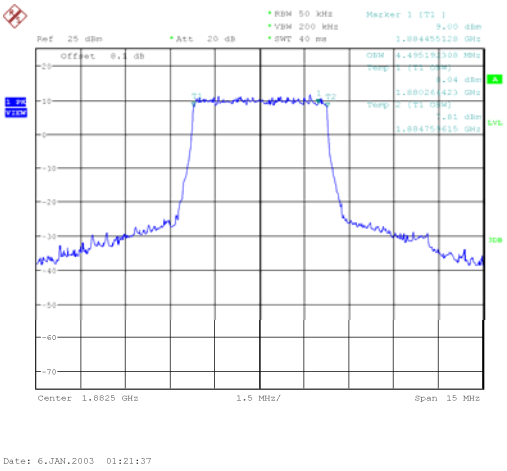	

Frequency(MHz)	Occupied Bandwidth (99%)(MHz)	
1882.5	QPSK	16QAM
	8.99	8.99
LTE band 25, 10MHz Bandwidth, QPSK (99% BW)	LTE band 25, 10MHz Bandwidth, 16QAM (99% BW)	
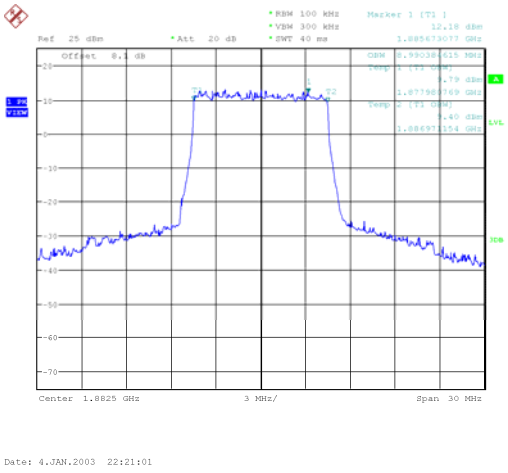	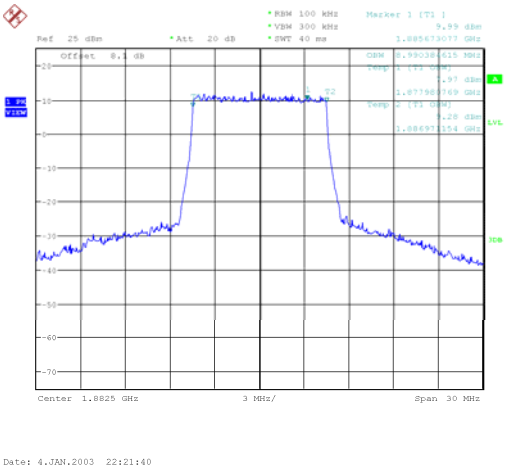	

Frequency(MHz)	Occupied Bandwidth (99%)(MHz)	
1882.5	QPSK	16QAM
	13.49	13.56
LTE band 25, 15MHz Bandwidth, QPSK (99% BW)	LTE band 25, 15MHz Bandwidth, 16QAM (99% BW)	
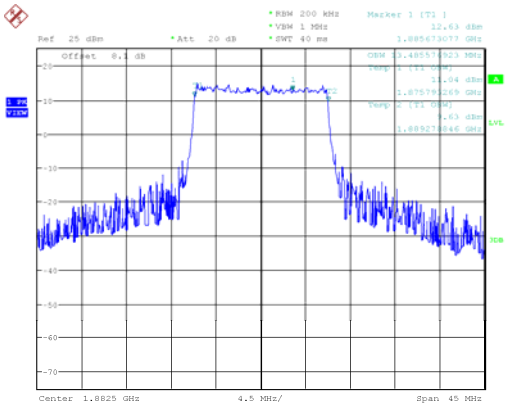	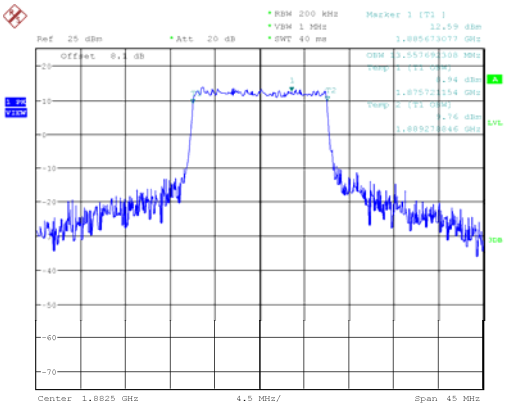	

Frequency(MHz)	Occupied Bandwidth (99%)(MHz)	
1882.5	QPSK	16QAM
	17.98	17.98
LTE band 25, 20MHz Bandwidth, QPSK (99% BW)	LTE band 25, 20MHz Bandwidth, 16QAM (99% BW)	
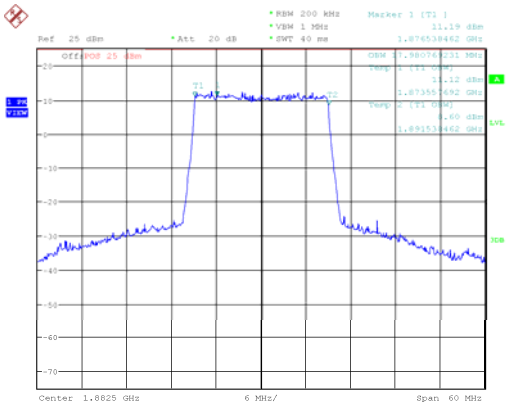	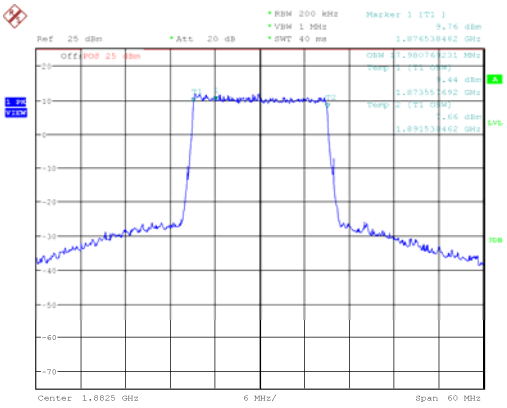	

LTE band 26(part22)		
Frequency(MHz)	Occupied Bandwidth (99%)(MHz)	
836.5	QPSK	16QAM
	1.10	1.09
LTE band 26(part22), 1.4MHz Bandwidth, QPSK (99% BW)	LTE band 26(part22), 1.4MHz Bandwidth, 16QAM (99% BW)	
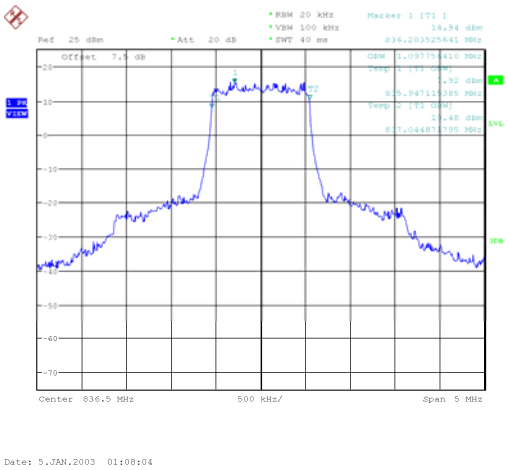	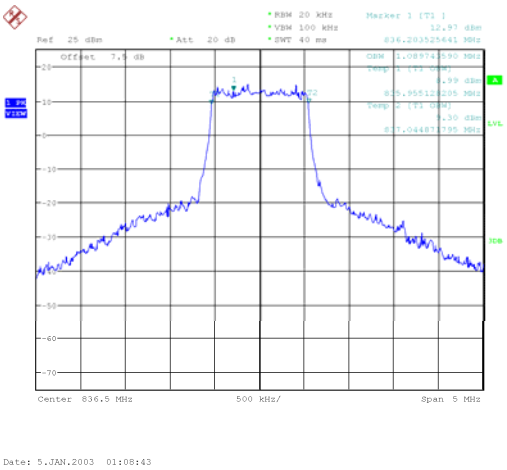	
Frequency(MHz)	Occupied Bandwidth (99%)(MHz)	
836.5	QPSK	16QAM
	2.69	2.68
LTE band26(part22), 3MHz Bandwidth, QPSK (99% BW)	LTE band26(part22), 3MHz Bandwidth, 16QAM (99% BW)	
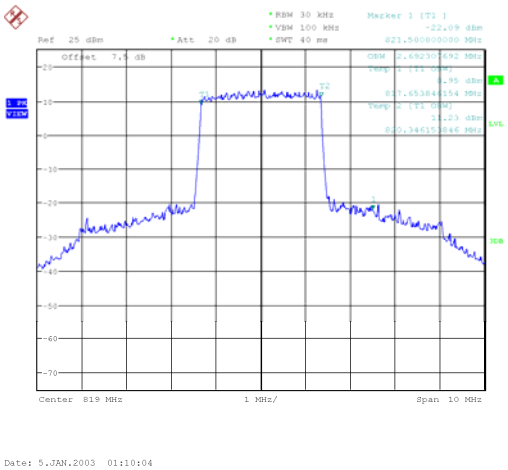	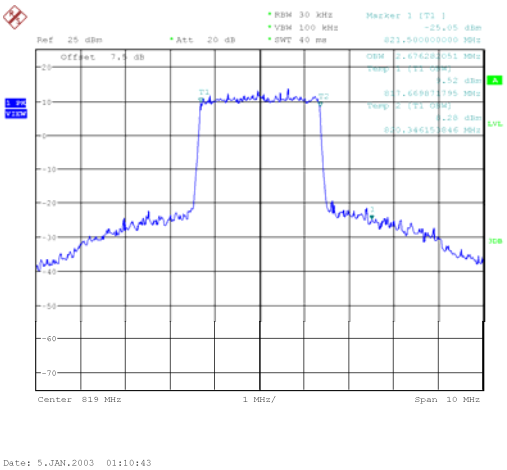	

Frequency(MHz)	Occupied Bandwidth (99%)(MHz)	
836.5	QPSK	16QAM
	4.50	4.50
LTE band26(part22), 5MHz Bandwidth, QPSK (99% BW)	LTE band 26(part22), 5MHz Bandwidth, 16QAM (99% BW)	
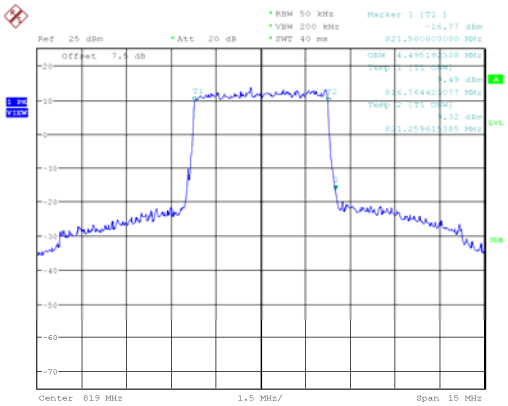	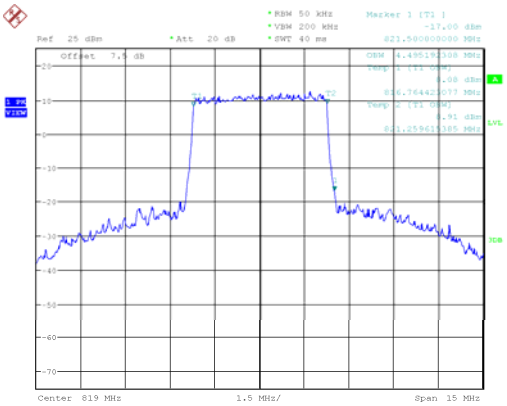	
Frequency(MHz)	Occupied Bandwidth (99%)(MHz)	
836.5	QPSK	16QAM
	8.94	8.99
LTE band 26(part22), 10MHz Bandwidth, QPSK (99% BW)	LTE band 26(part22), 10MHz Bandwidth, 16QAM (99% BW)	
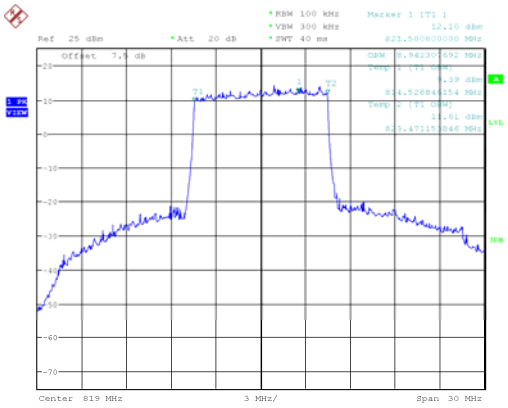	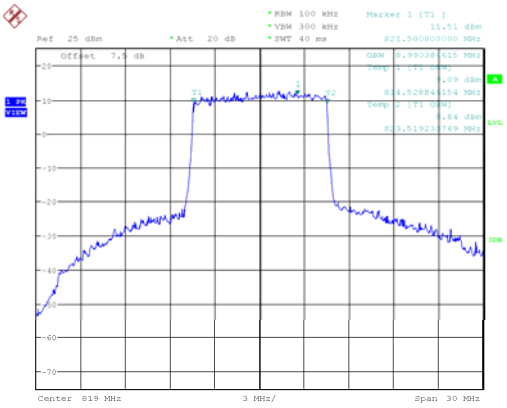	

Frequency(MHz)	Occupied Bandwidth (99%)(MHz)	
836.5	QPSK	16QAM
	9.01	9.01
LTE band 26(part22), 15MHz Bandwidth, QPSK (99% BW)	LTE band 26(part22), 15MHz Bandwidth, 16QAM (99% BW)	
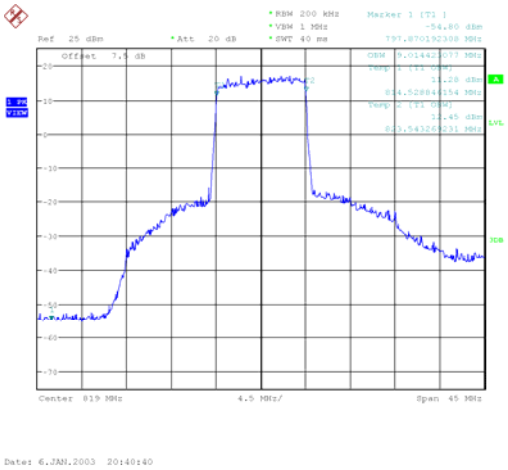	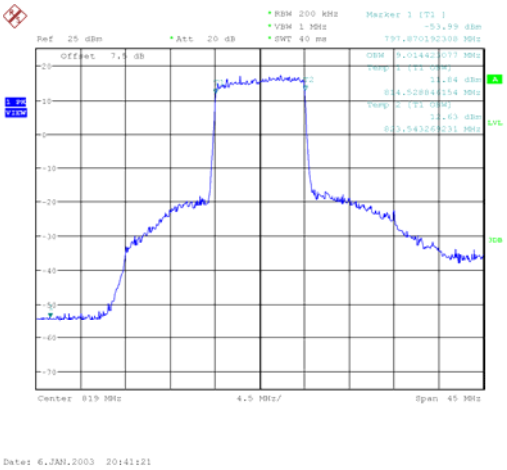	
LTE band 26(part90)		
Frequency(MHz)	Occupied Bandwidth (99%)(MHz)	
819	QPSK	16QAM
	1.09	1.10
LTE band 26(part90), 1.4MHz Bandwidth, QPSK (99% BW)	LTE band 26(part90), 1.4MHz Bandwidth, 16QAM (99% BW)	
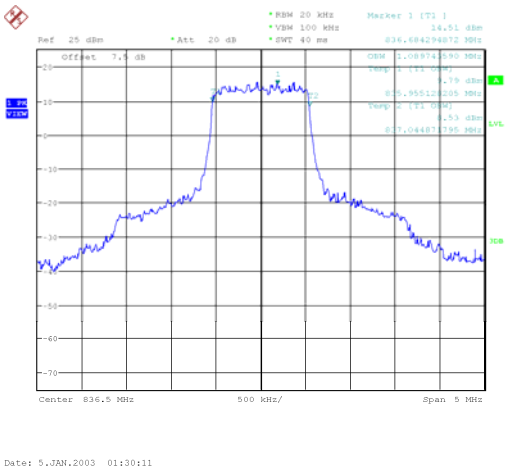	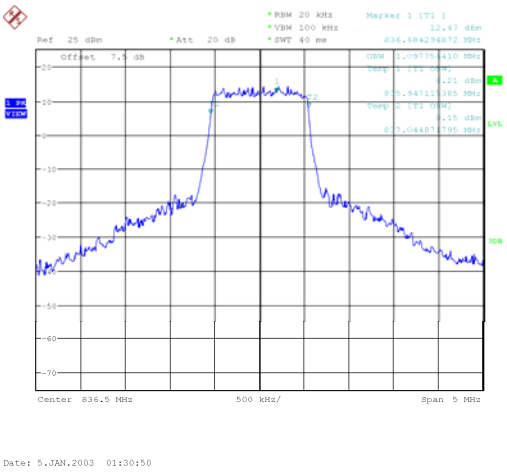	

Frequency(MHz)	Occupied Bandwidth (99%)(MHz)	
819	QPSK	16QAM
	2.69	2.69
LTE band 26(part90), 3MHz Bandwidth, QPSK (99% BW)	LTE band 26(part90), 3MHz Bandwidth, 16QAM (99% BW)	
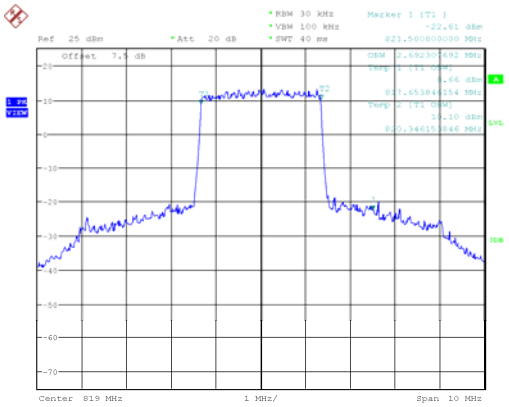	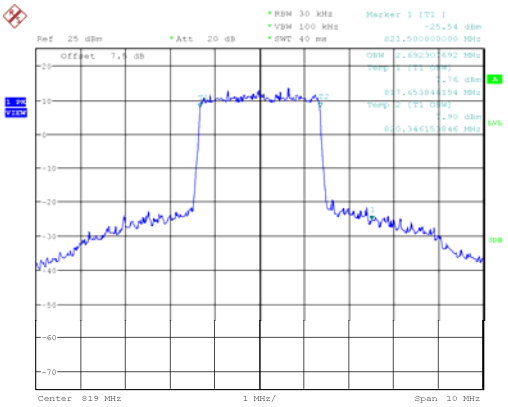	
Frequency(MHz)	Occupied Bandwidth (99%)(MHz)	
819	QPSK	16QAM
	4.50	4.50
LTE band 26(part90), 5MHz Bandwidth, QPSK (99% BW)	LTE band 26(part90), 5MHz Bandwidth, 16QAM (99% BW)	
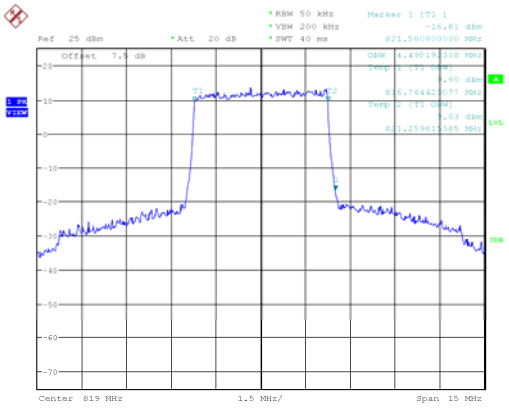	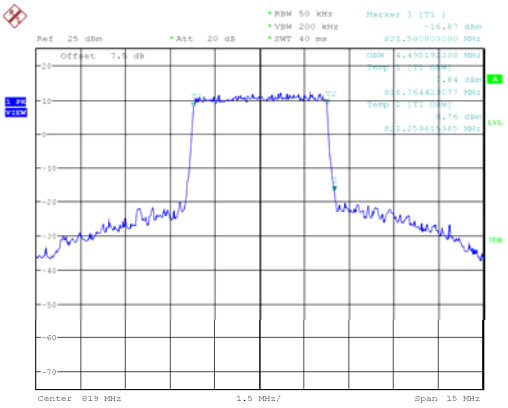	

Frequency(MHz)	Occupied Bandwidth (99%)(MHz)	
819	QPSK	16QAM
	8.94	8.94
LTE band 26(part90), 10MHz Bandwidth, QPSK (99% BW)	LTE band 26(part90), 10MHz Bandwidth, 16QAM (99% BW)	
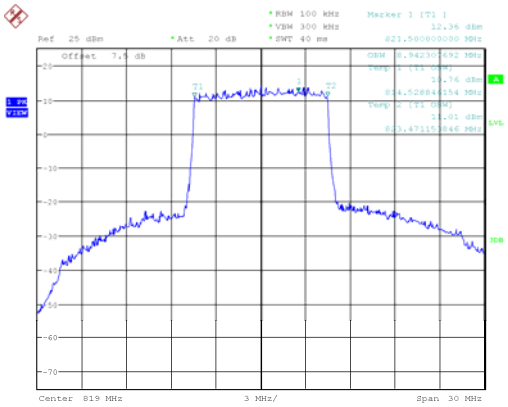	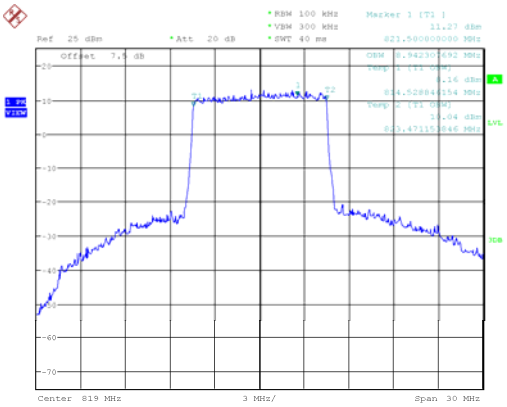	

LTE band 40

Frequency(MHz)	Occupied Bandwidth (99%)(MHz)	
2307.5	QPSK	16QAM
	4.52	4.52
LTE band 40, 5MHz Bandwidth, QPSK (99% BW)	LTE band 40, 5MHz Bandwidth, 16QAM (99% BW)	
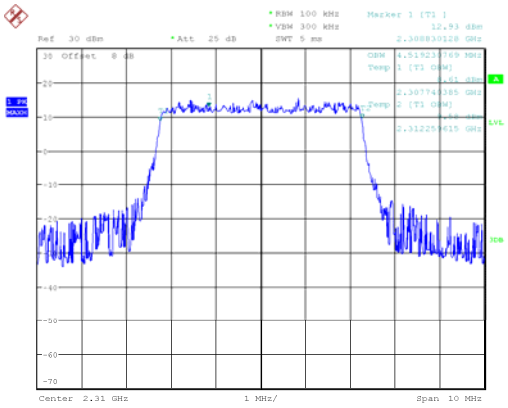	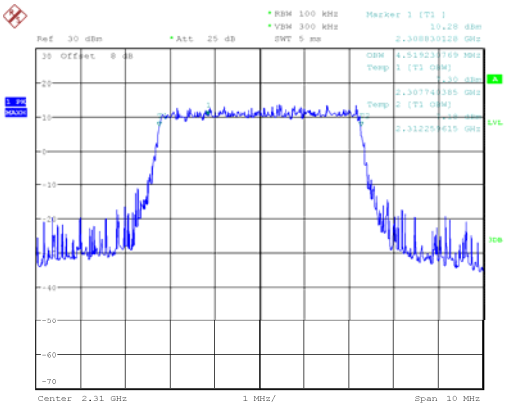	

Frequency(MHz)	Occupied Bandwidth (99%)(MHz)	
2307.5	QPSK	16QAM
	8.94	8.97
LTE band 40, 10MHz Bandwidth, QPSK (99% BW)	LTE band 40, 10MHz Bandwidth, 16QAM (99% BW)	
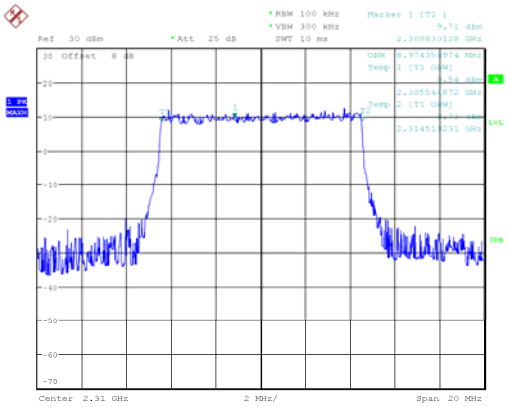	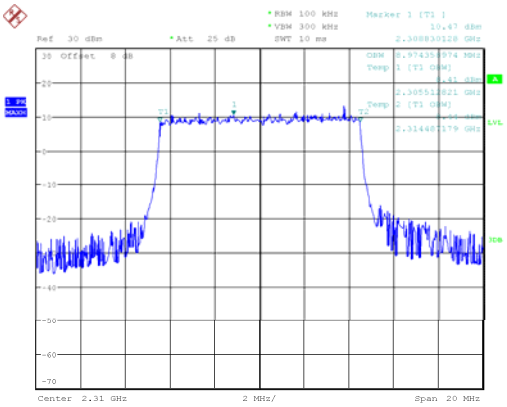	
Date: 9.JAN.2003 01:01:44	Date: 9.JAN.2003 01:02:43	

Frequency(MHz)	Occupied Bandwidth (99%)(MHz)	
2352.5	QPSK	16QAM
	4.54	4.54
LTE band 40, 5MHz Bandwidth, QPSK (99% BW)	LTE band 40, 5MHz Bandwidth, 16QAM (99% BW)	
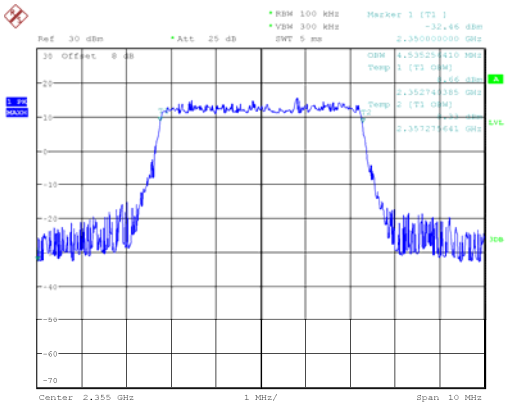	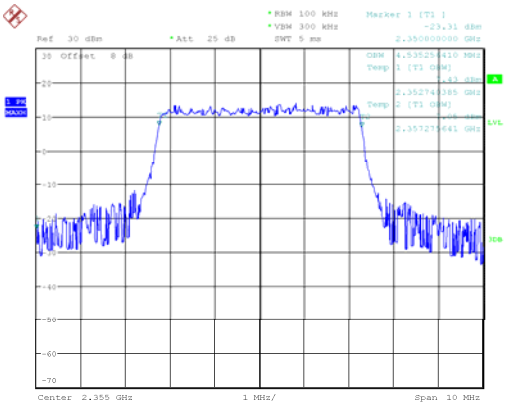	
Date: 9.JAN.2003 01:13:09	Date: 9.JAN.2003 01:14:06	

Frequency(MHz)	Occupied Bandwidth (99%)(MHz)	
2352.5	QPSK	16QAM
	8.94	8.97
LTE band 40, 10MHz Bandwidth, QPSK (99% BW)	LTE band 40, 10MHz Bandwidth, 16QAM (99% BW)	
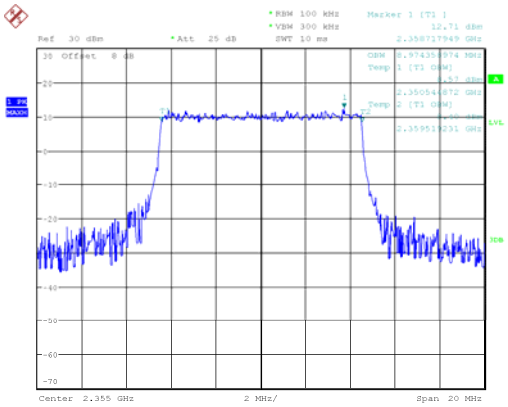	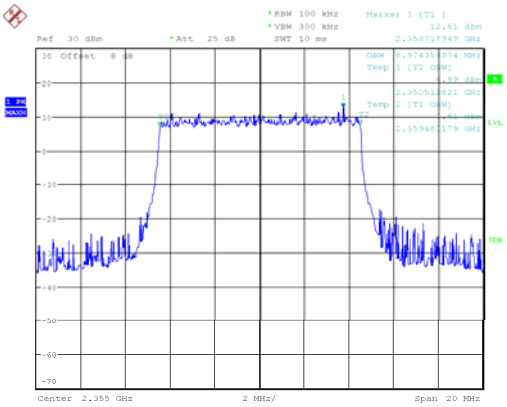	

LTE band 41

Frequency(MHz)	Occupied Bandwidth (99%)(MHz)	
2535.0	QPSK	16QAM
	4.50	4.50
LTE band 41, 5MHz Bandwidth, QPSK (99% BW)	LTE band 41, 5MHz Bandwidth, 16QAM (99% BW)	
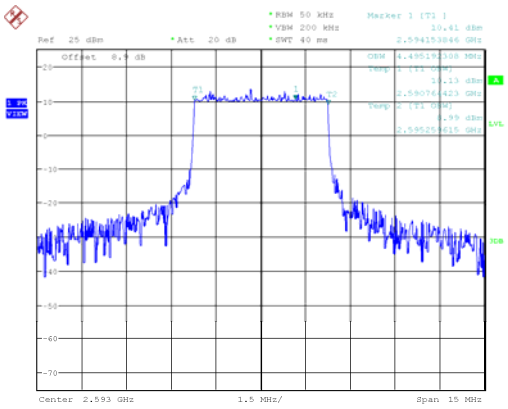	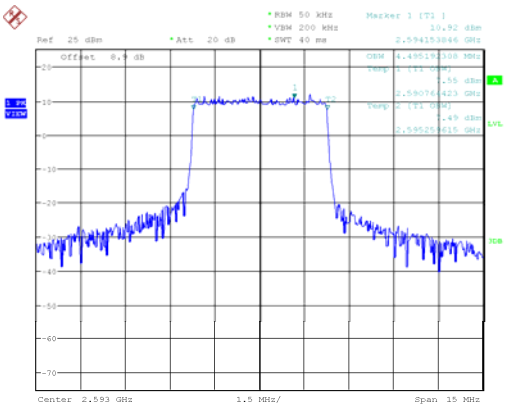	

Frequency(MHz)	Occupied Bandwidth (99%)(MHz)	
2535.0	QPSK	16QAM
	8.99	8.94
LTE band 41, 10MHz Bandwidth, QPSK (99% BW)	LTE band 41, 10MHz Bandwidth, 16QAM (99% BW)	
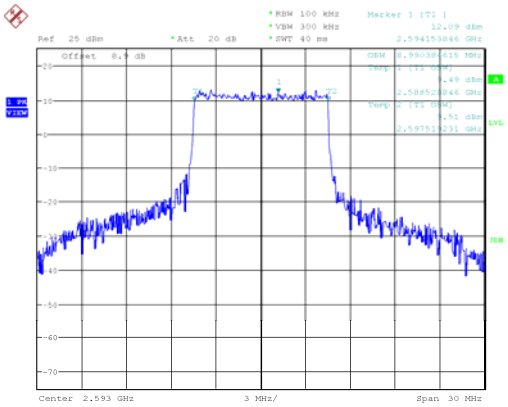	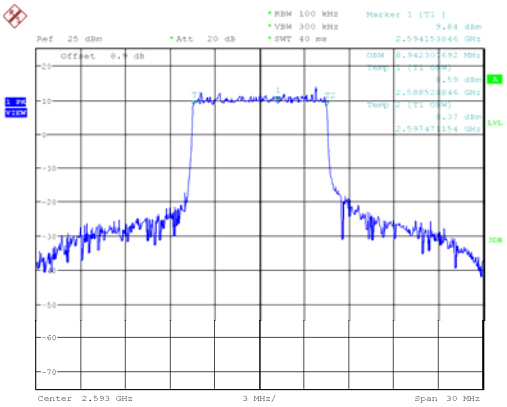	

Frequency(MHz)	Occupied Bandwidth (99%)(MHz)	
2535.0	QPSK	16QAM
	13.49	13.49
LTE band 41, 15MHz Bandwidth, QPSK (99% BW)	LTE band 41, 15MHz Bandwidth, 16QAM (99% BW)	
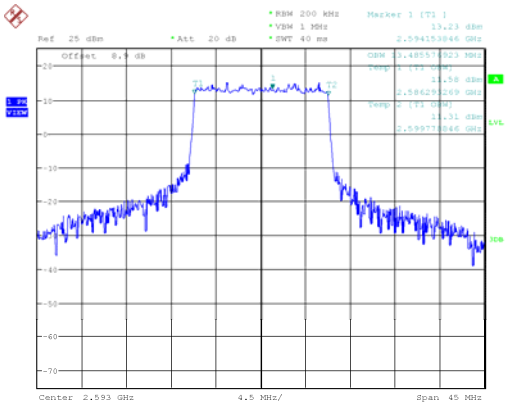	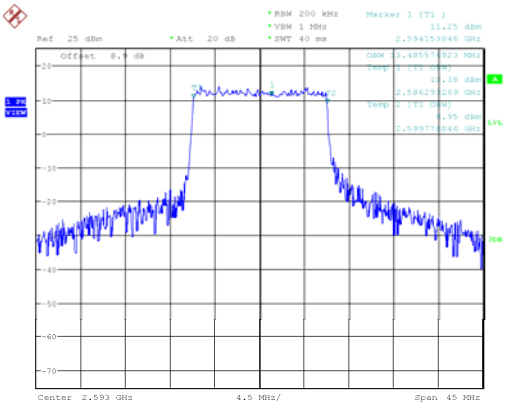	

Frequency(MHz)	Occupied Bandwidth (99%)(MHz)	
2535.0	QPSK	16QAM
	17.98	17.98
LTE band 41, 20MHz Bandwidth, QPSK (99% BW)	LTE band 41, 20MHz Bandwidth, 16QAM (99% BW)	
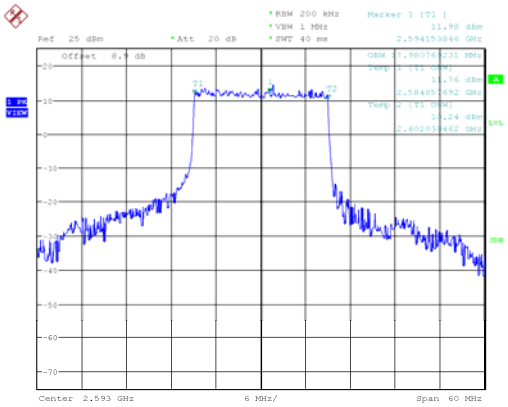	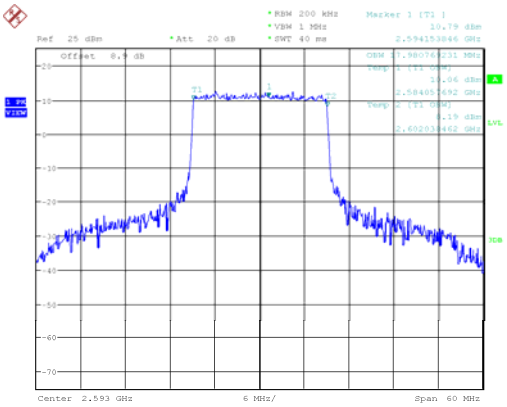	

LTE band 66

Frequency(MHz)	Occupied Bandwidth (99%)(MHz)	
1745	QPSK	16QAM
	1.11	1.09
LTE band 66, 1.4MHz Bandwidth, QPSK (99% BW)	LTE band 66, 1.4MHz Bandwidth, 16QAM (99% BW)	
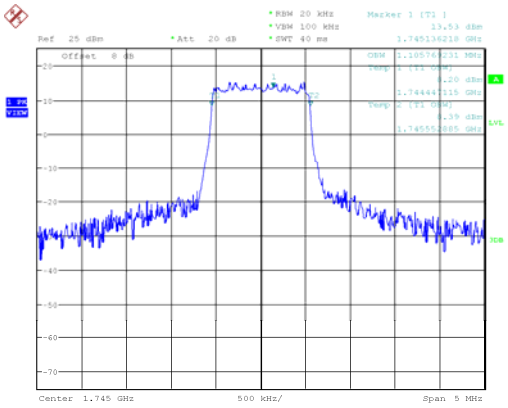	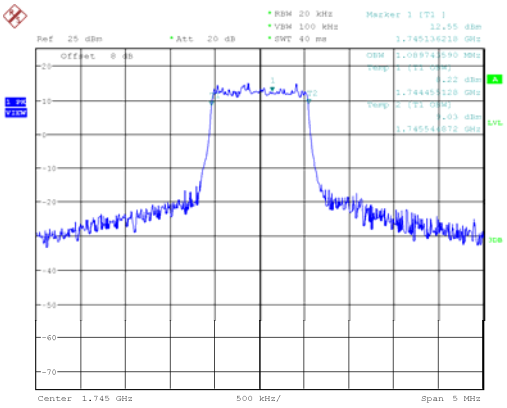	

Frequency(MHz)	Occupied Bandwidth (99%)(MHz)	
1745	QPSK	16QAM
	2.67	2.69
LTE band 66, 3MHz Bandwidth, QPSK (99% BW)	LTE band 66, 3MHz Bandwidth, 16QAM (99% BW)	
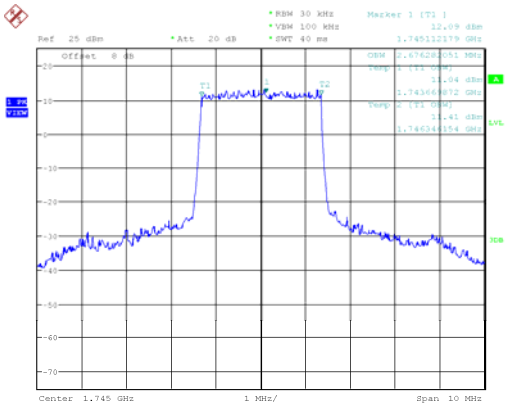	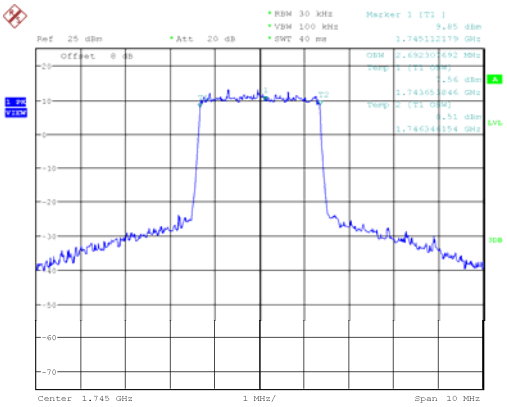	

Frequency(MHz)	Occupied Bandwidth (99%)(MHz)	
1745	QPSK	16QAM
	4.50	4.50
LTE band 66, 5MHz Bandwidth, QPSK (99% BW)	LTE band 66, 5MHz Bandwidth, 16QAM (99% BW)	
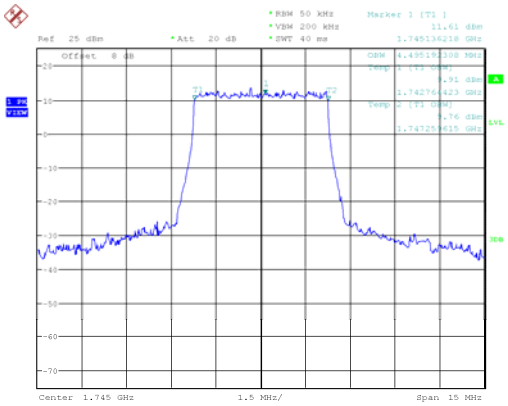	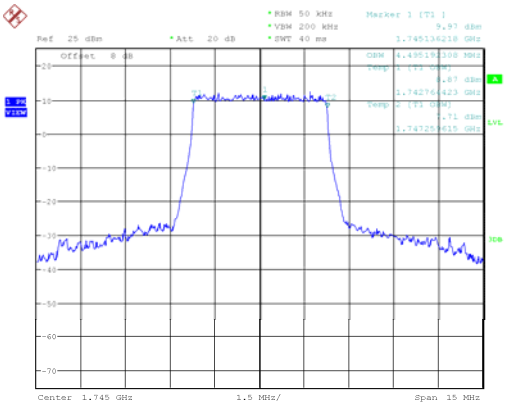	

Frequency(MHz)	Occupied Bandwidth (99%)(MHz)	
1745	QPSK	16QAM
	8.99	8.99
LTE band 66, 10MHz Bandwidth, QPSK (99% BW)	LTE band 66, 10MHz Bandwidth, 16QAM (99% BW)	
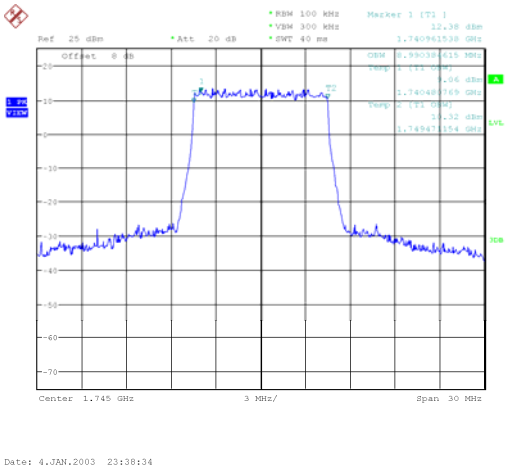	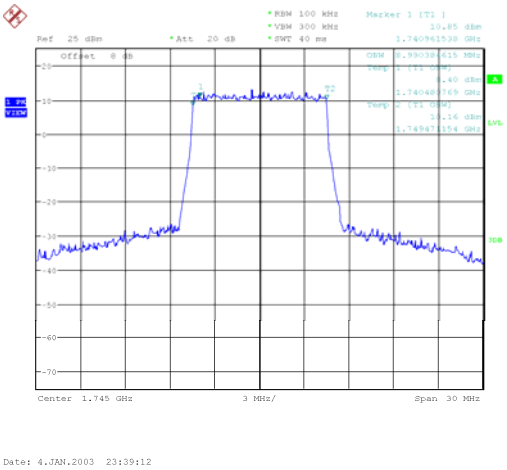	

Frequency(MHz)	Occupied Bandwidth (99%)(MHz)	
1745	QPSK	16QAM
	13.49	13.49
LTE band 66, 15MHz Bandwidth, QPSK (99% BW)	LTE band 66, 15MHz Bandwidth, 16QAM (99% BW)	
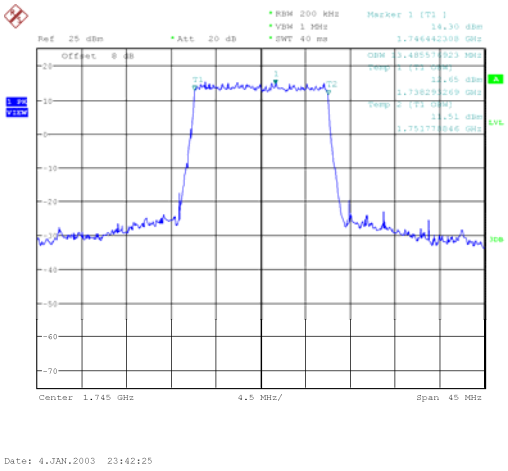	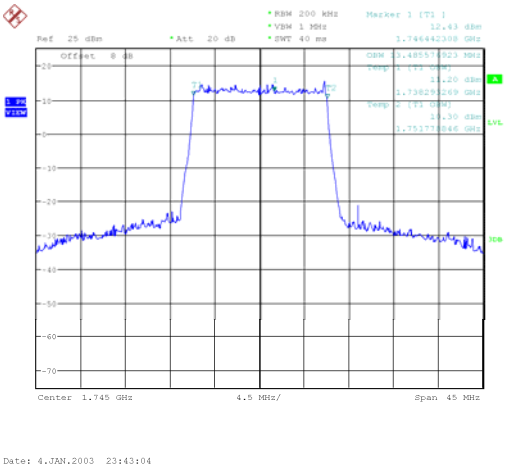	

Frequency(MHz)	Occupied Bandwidth (99%)(MHz)	
1745	QPSK	16QAM
	17.98	17.98
LTE band 66, 20MHz Bandwidth, QPSK (99% BW)	LTE band 66, 20MHz Bandwidth, 16QAM (99% BW)	
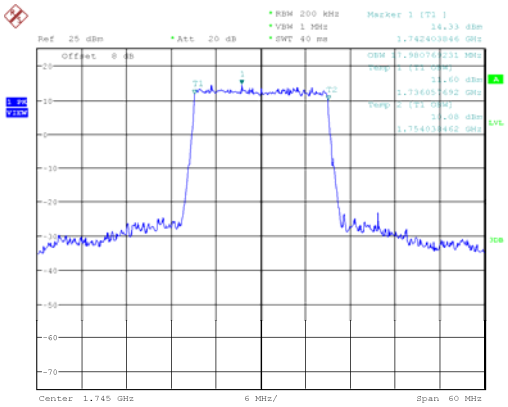	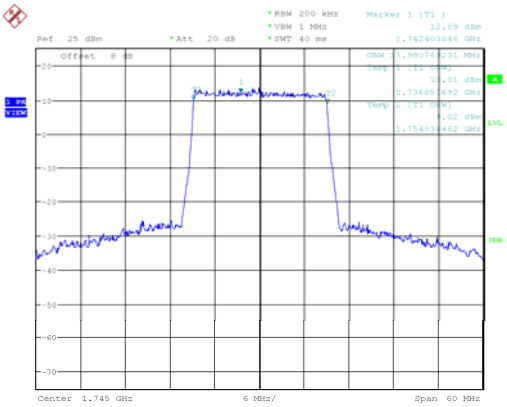	

ANNEX A.5. EMISSION BANDWIDTH

Reference

FCC: CFR Part 22.917(b),24.238(a), 27.53(g),27.53(h), 27.53(m)

A.5.1Emission Bandwidth Results

The emission bandwidth is defined as the width of the signal between two points, one below the carrier center frequency and one above the carrier center frequency, outside of which all emissions are attenuated at least 26 dB below the transmitter power. Table below lists the measured -26dBc BW. Spectrum analyzer plots are included on the following pages.

Emission Bandwidth Measurement Results:

LTE band 2		
Frequency(MHz)	Occupied Bandwidth (-26dBc)(MHz)	
1880.0	QPSK	16QAM
	1.27	1.29
LTE band 2, 1.4MHz Bandwidth, QPSK (-26dBc BW)	LTE band 2, 1.4MHz Bandwidth, 16QAM (-26dBc BW)	
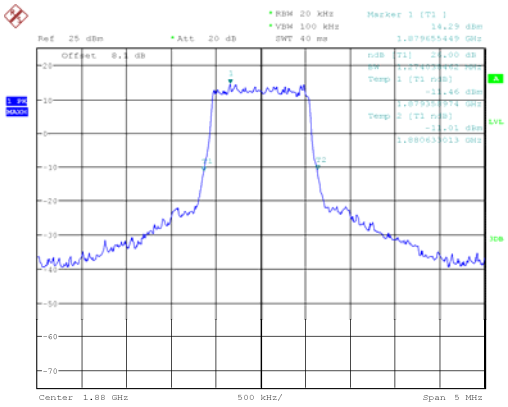	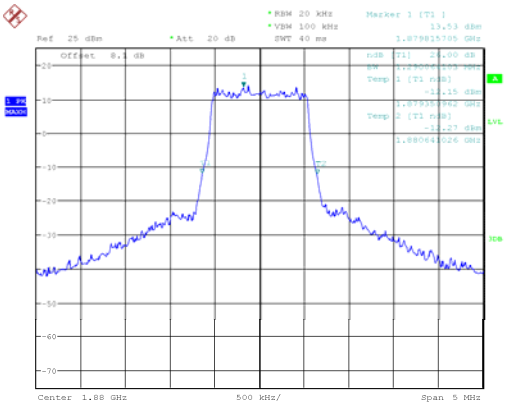	
Frequency(MHz)	Occupied Bandwidth (-26dBc)(MHz)	
1880.0	QPSK	16QAM
	2.90	2.88
LTE band 2, 3MHz Bandwidth, QPSK (-26dBc BW)	LTE band 2, 3MHz Bandwidth, 16QAM (-26dBc BW)	
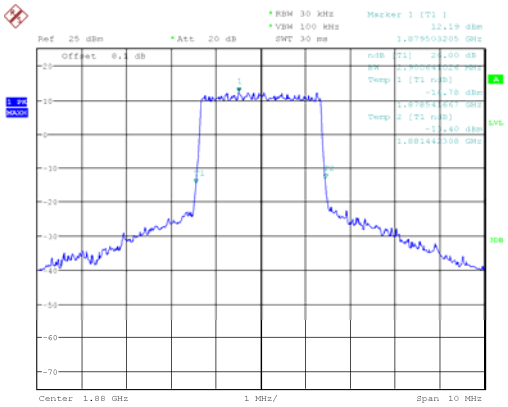	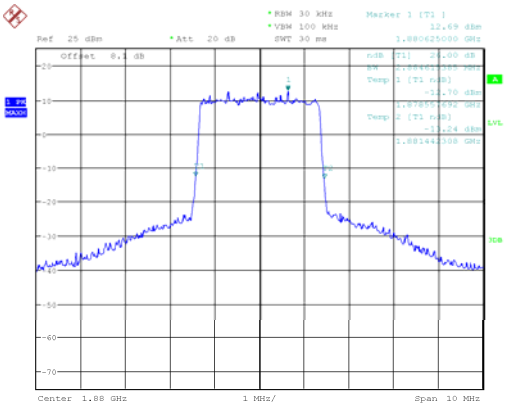	

Frequency(MHz)	Occupied Bandwidth (-26dBc)(MHz)	
1880.0	QPSK	16QAM
	4.88	4.88
LTE band 2, 5MHz Bandwidth, QPSK (-26dBc BW)	LTE band 2, 5MHz Bandwidth, 16QAM (-26dBc BW)	
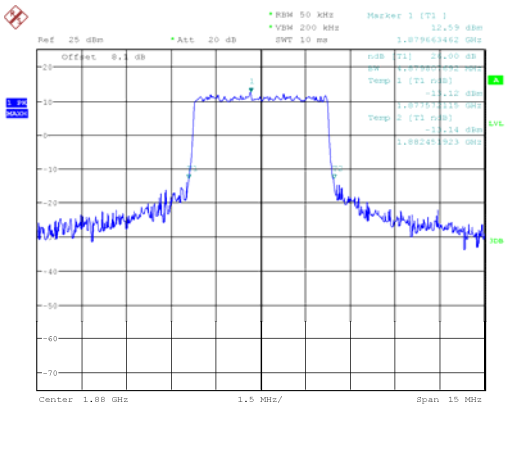	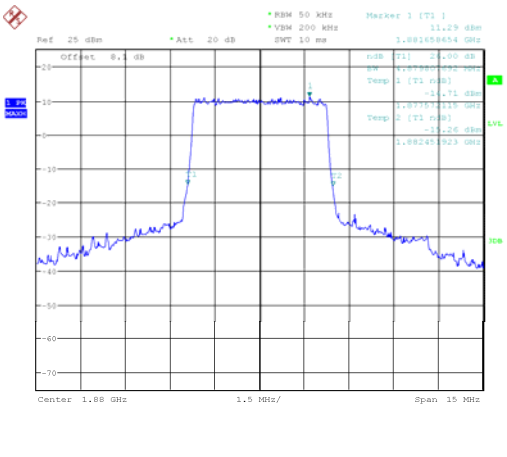	
Frequency(MHz)	Occupied Bandwidth (-26dBc)(MHz)	
1880.0	QPSK	16QAM
	9.71	9.62
LTE band 2, 10MHz Bandwidth, QPSK (-26dBc BW)	LTE band 2, 10MHz Bandwidth, 16QAM (-26dBc BW)	
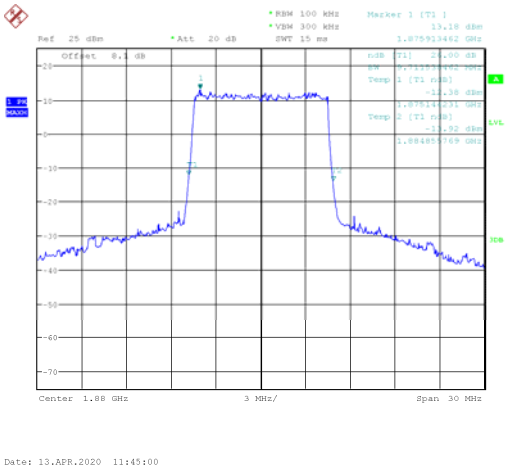	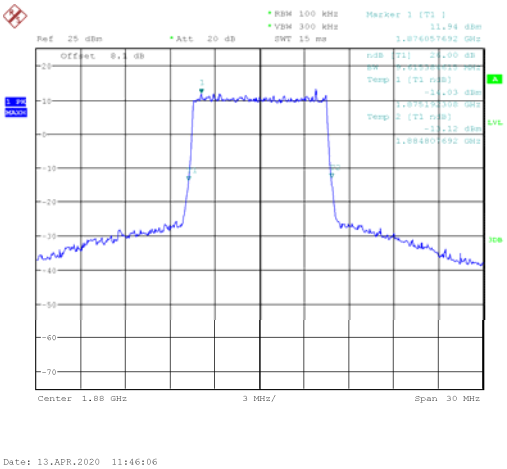	

Frequency(MHz)	Occupied Bandwidth (-26dBc)(MHz)	
1880.0	QPSK	16QAM
	14.71	14.71
LTE band 2, 15MHz Bandwidth, QPSK (-26dBc BW)	LTE band 2, 15MHz Bandwidth, 16QAM (-26dBc BW)	
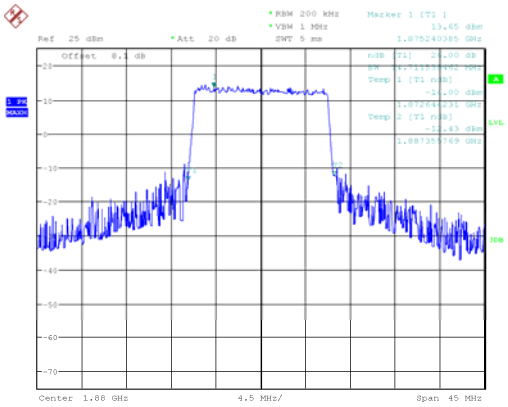	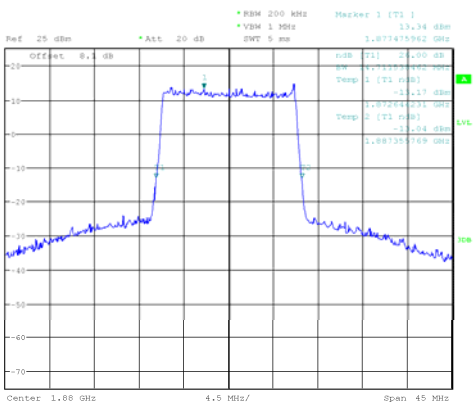	
Date: 13.APR.2020 11:19:38	Date: 13.APR.2020 11:20:44	
Frequency(MHz)	Occupied Bandwidth (-26dBc)(MHz)	
1880.0	QPSK	16QAM
	19.52	19.23
LTE band 2, 20MHz Bandwidth, QPSK (-26dBc BW)	LTE band 2, 20MHz Bandwidth, 16QAM (-26dBc BW)	
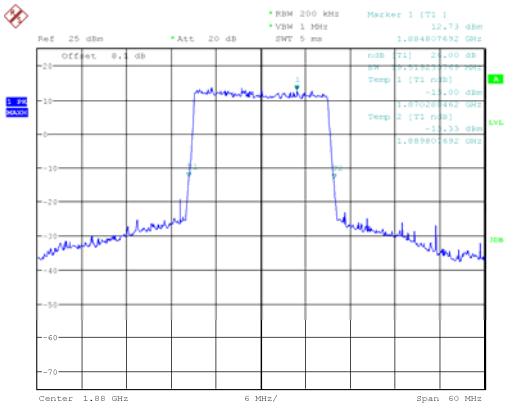	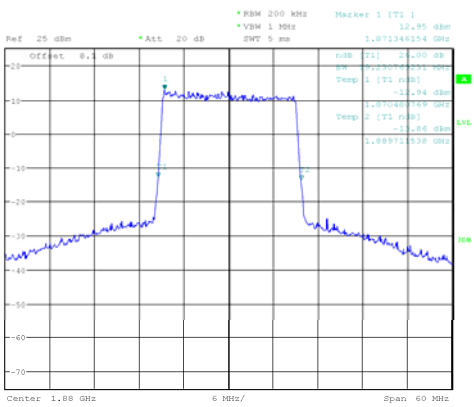	
Date: 13.APR.2020 13:14:26	Date: 13.APR.2020 13:15:32	

LTE band 4		
Frequency(MHz)	Occupied Bandwidth (-26dBc)(MHz)	
1732.5	QPSK	16QAM
	1.28	1.29
LTE band 4, 1.4MHz Bandwidth, QPSK (-26dBc BW)	LTE band 4, 1.4MHz Bandwidth, 16QAM (-26dBc BW)	
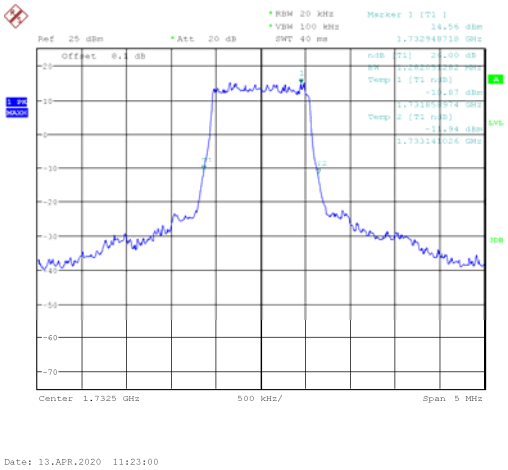	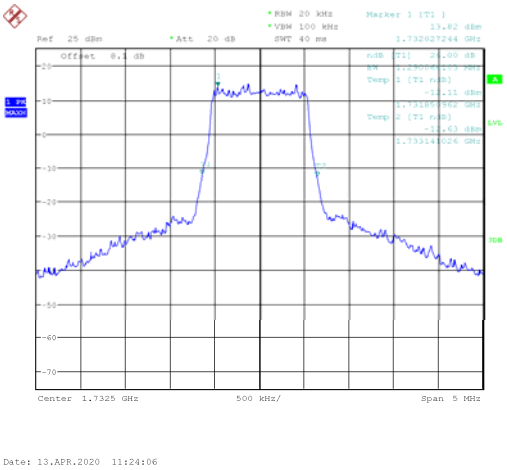	
Frequency(MHz)	Occupied Bandwidth (-26dBc)(MHz)	
1732.5	QPSK	16QAM
	2.92	2.90
LTE band 4, 3MHz Bandwidth, QPSK (-26dBc BW)	LTE band 4, 3MHz Bandwidth, 16QAM (-26dBc BW)	
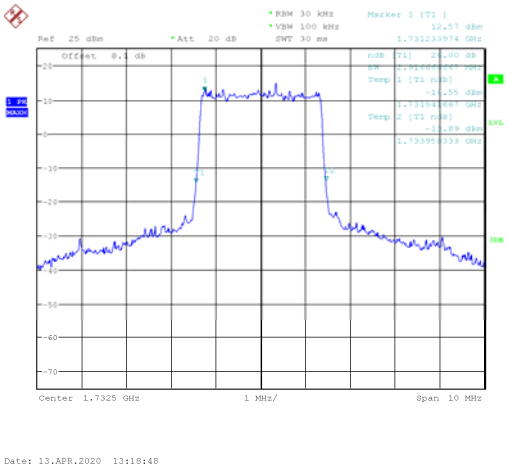	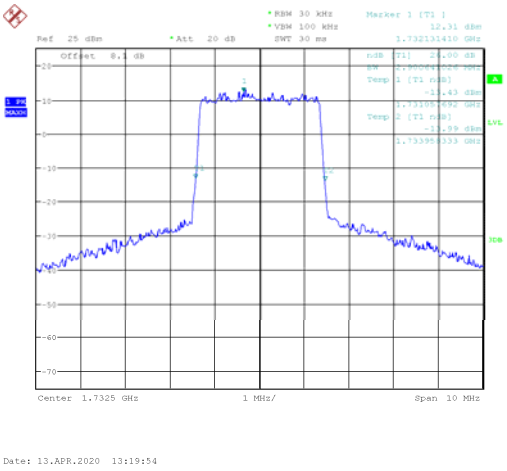	

Frequency(MHz)	Occupied Bandwidth (-26dBc)(MHz)	
1732.5	QPSK	16QAM
	4.90	4.90
LTE band 4, 5MHz Bandwidth, QPSK (-26dBc BW)	LTE band 4, 5MHz Bandwidth, 16QAM (-26dBc BW)	
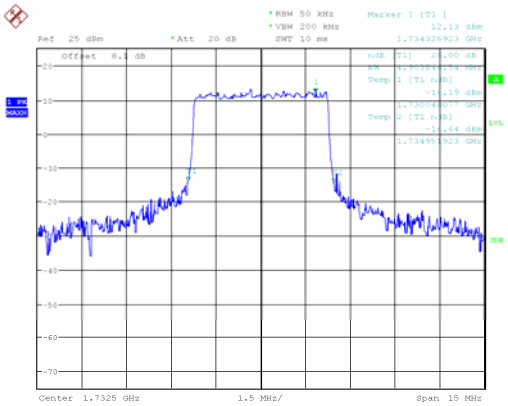	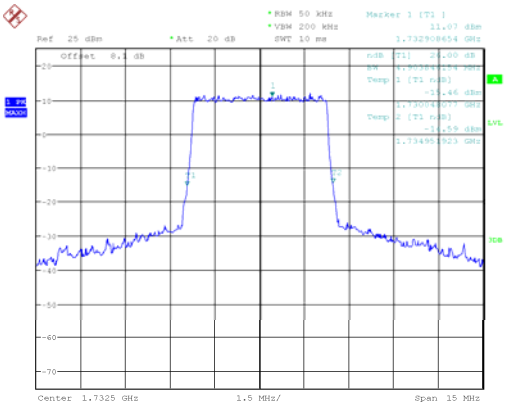	

Frequency(MHz)	Occupied Bandwidth (-26dBc)(MHz)	
1732.5	QPSK	16QAM
	9.66	9.71
LTE band 4, 10MHz Bandwidth, QPSK (-26dBc BW)	LTE band 4, 10MHz Bandwidth, 16QAM (-26dBc BW)	
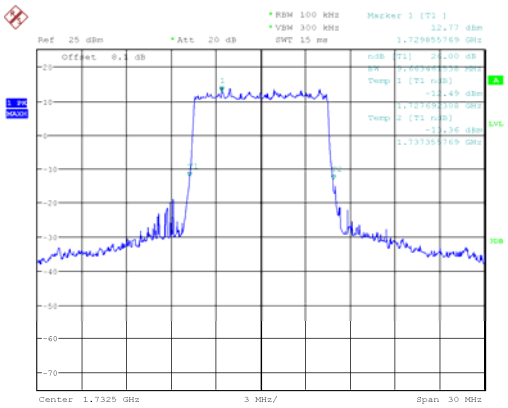	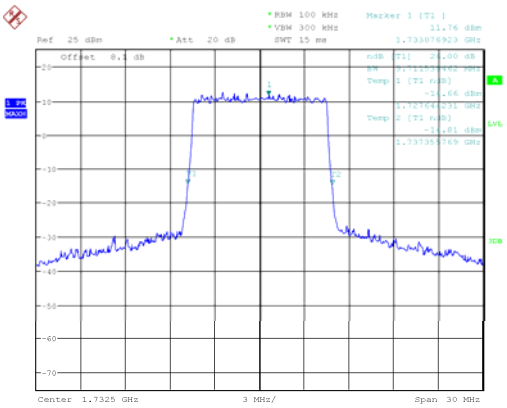	

Frequency(MHz)	Occupied Bandwidth (-26dBc)(MHz)	
1732.5	QPSK	16QAM
	14.57	14.64
LTE band 4, 15MHz Bandwidth, QPSK (-26dBc BW)	LTE band 4, 15MHz Bandwidth, 16QAM (-26dBc BW)	
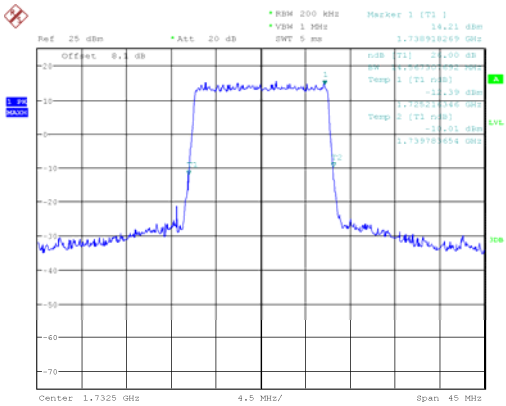	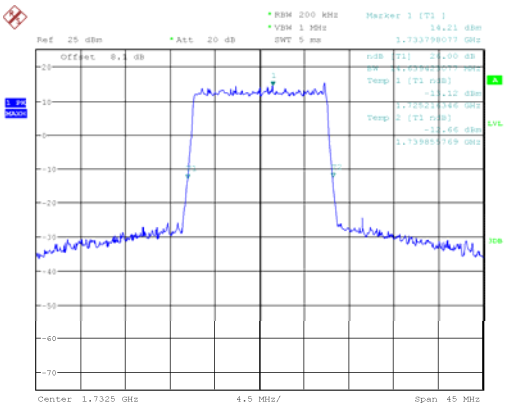	
Frequency(MHz)	Occupied Bandwidth (-26dBc)(MHz)	
1732.5	QPSK	16QAM
	19.62	19.52
LTE band 4, 20MHz Bandwidth, QPSK (-26dBc BW)	LTE band 4, 20MHz Bandwidth, 16QAM (-26dBc BW)	
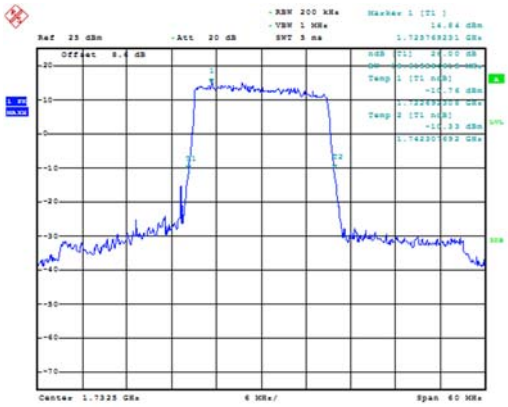	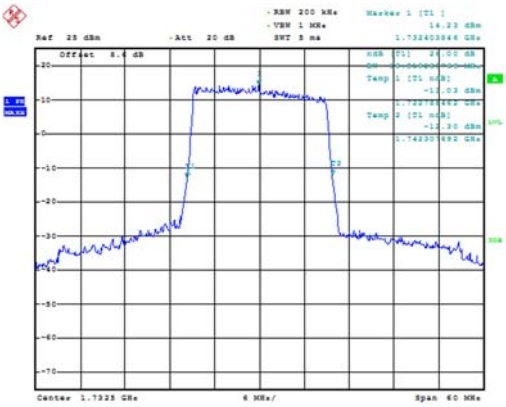	

LTE band 5		
Frequency(MHz)	Occupied Bandwidth (-26dBc)(MHz)	
836.5	QPSK	16QAM
	1.27	1.31
LTE band 5, 1.4MHz Bandwidth, QPSK (-26dBc BW)	LTE band 5, 1.4MHz Bandwidth, 16QAM (-26dBc BW)	
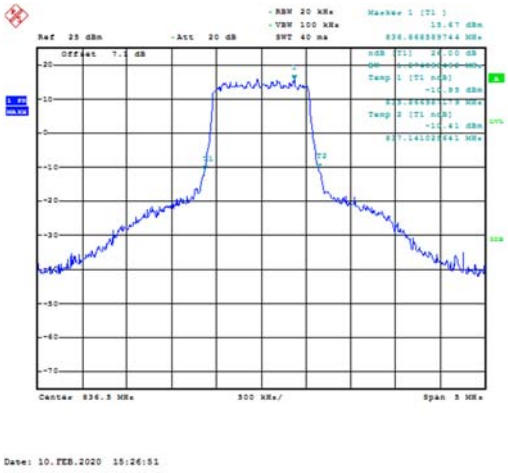	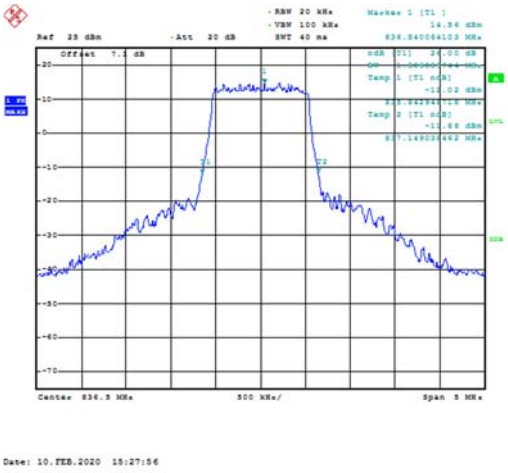	
Frequency(MHz)	Occupied Bandwidth (-26dBc)(MHz)	
836.5	QPSK	16QAM
	2.92	2.90
LTE band 5, 3MHz Bandwidth, QPSK (-26dBc BW)	LTE band 5, 3MHz Bandwidth, 16QAM (-26dBc BW)	
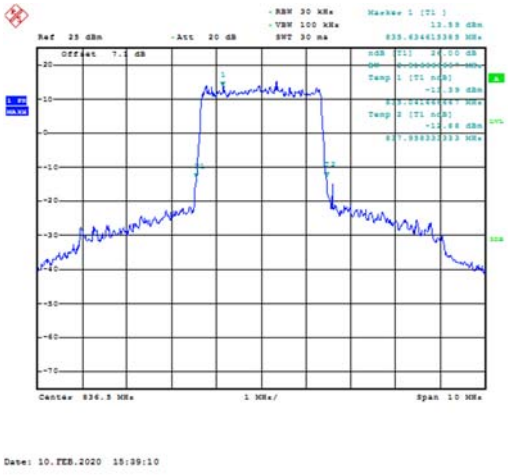	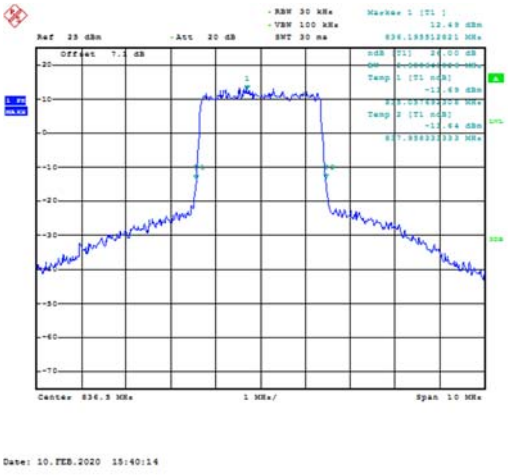	

Frequency(MHz)	Occupied Bandwidth (-26dBc)(MHz)	
836.5	QPSK	16QAM
	5.02	5.12
LTE band 5, 5MHz Bandwidth, QPSK (-26dBc BW)	LTE band 5, 5MHz Bandwidth, 16QAM (-26dBc BW)	
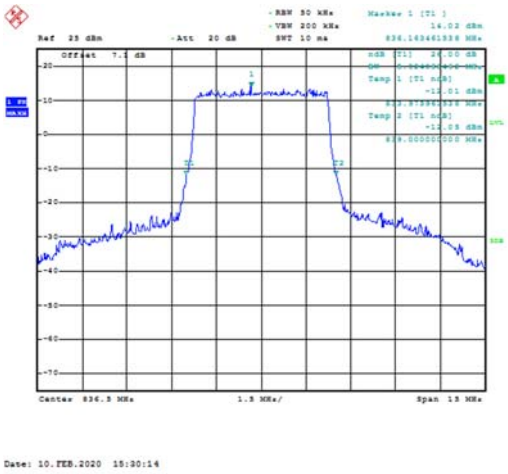	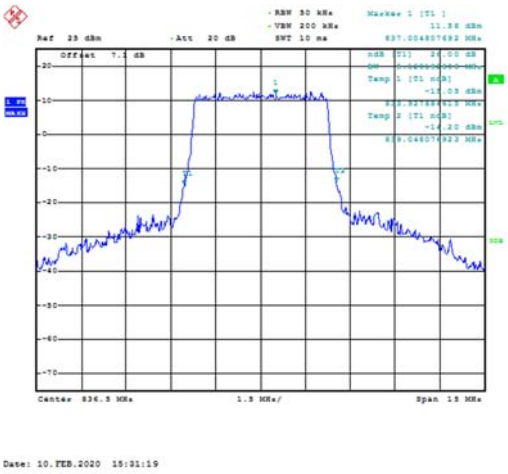	
Frequency(MHz)	Occupied Bandwidth (-26dBc)(MHz)	
836.5	QPSK	16QAM
	10.05	9.90
LTE band 5, 10MHz Bandwidth, QPSK (-26dBc BW)	LTE band 5, 10MHz Bandwidth, 16QAM (-26dBc BW)	
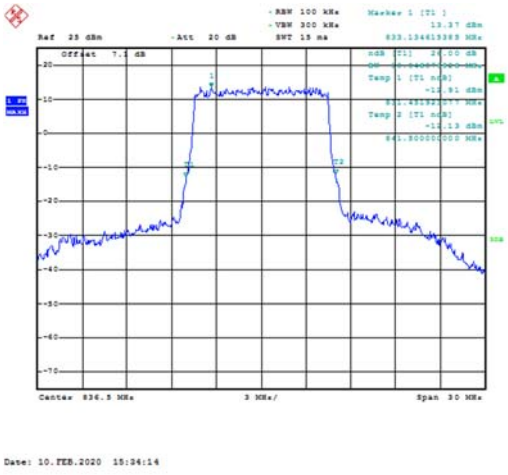	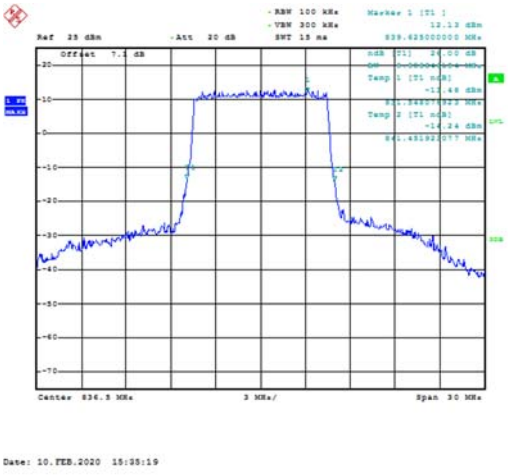	

LTE band 7		
Frequency(MHz)	Occupied Bandwidth (-26dBc)(MHz)	
2535.0	QPSK	16QAM
	5.10	5.12
LTE band 7, 5MHz Bandwidth, QPSK (-26dBc BW)	LTE band 7, 5MHz Bandwidth, 16QAM (-26dBc BW)	
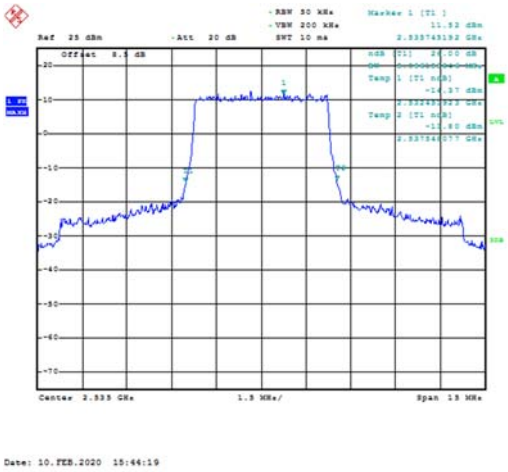	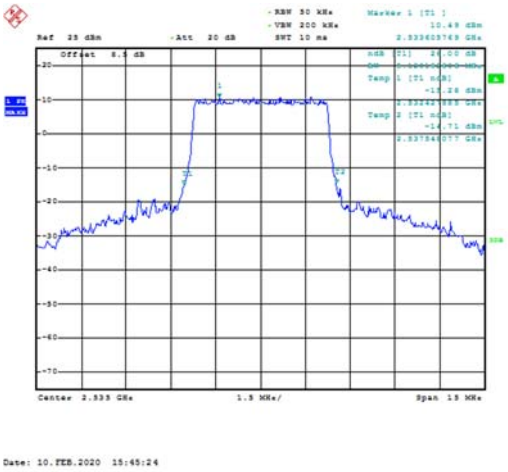	
Frequency(MHz)	Occupied Bandwidth (-26dBc)(MHz)	
2535.0	QPSK	16QAM
	10.14	9.95
LTE band 7, 10MHz Bandwidth, QPSK (-26dBc BW)	LTE band 7, 10MHz Bandwidth, 16QAM (-26dBc BW)	
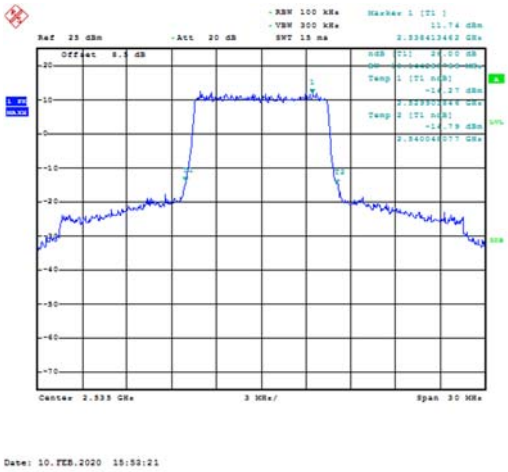	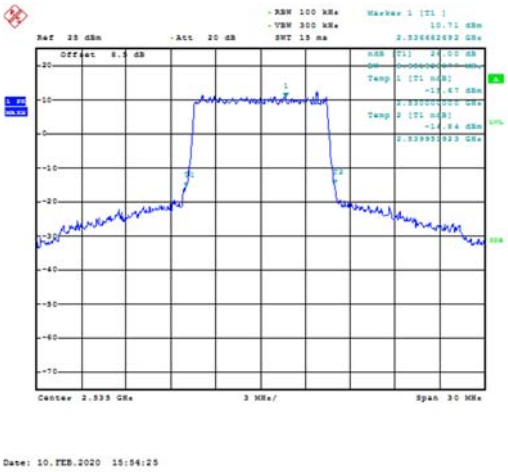	

Frequency(MHz)	Occupied Bandwidth (-26dBc)(MHz)	
2535.0	QPSK	16QAM
	15.14	15.07
LTE band 7, 15MHz Bandwidth, QPSK (-26dBc BW)	LTE band 7, 15MHz Bandwidth, 16QAM (-26dBc BW)	
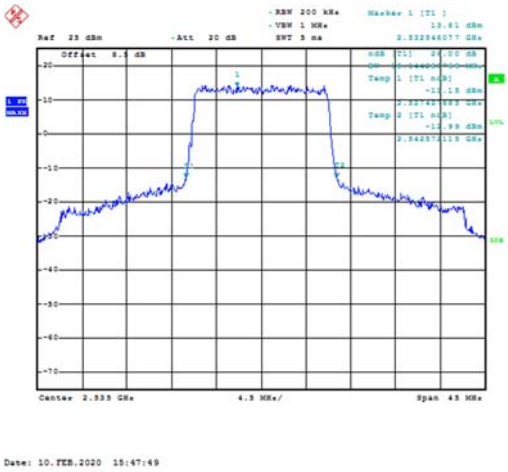	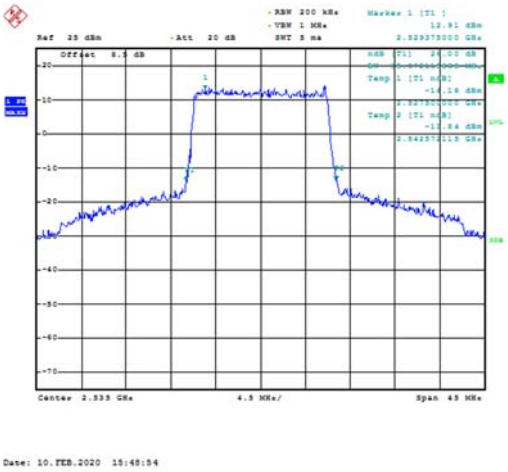	
Frequency(MHz)	Occupied Bandwidth (-26dBc)(MHz)	
2535.0	QPSK	16QAM
	19.33	19.71
LTE band 7, 20MHz Bandwidth, QPSK (-26dBc BW)	LTE band 7, 20MHz Bandwidth, 16QAM (-26dBc BW)	
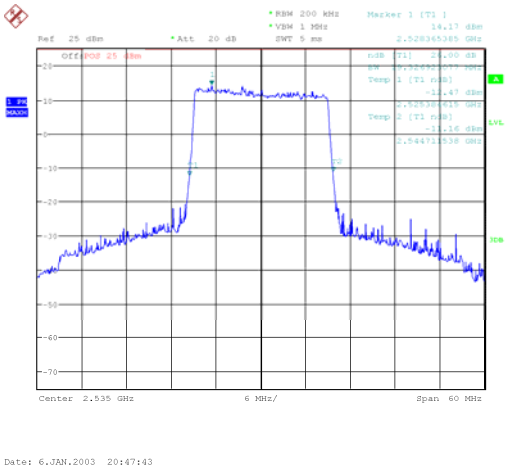	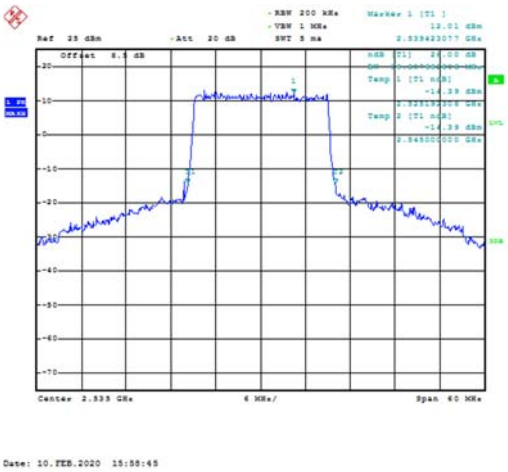	

LTE band 12		
Frequency(MHz)	Occupied Bandwidth (-26dBc)(MHz)	
707.5	QPSK	16QAM
	1.27	1.27
LTE band 12, 1.4MHz Bandwidth, QPSK (-26dBc BW)	LTE band 12, 1.4MHz Bandwidth, 16QAM (-26dBc BW)	
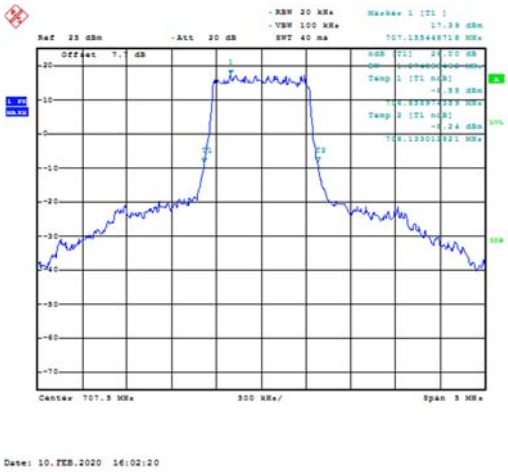	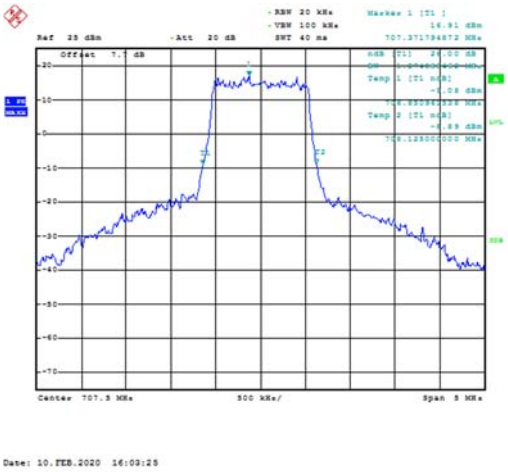	
Frequency(MHz)	Occupied Bandwidth (-26dBc)(MHz)	
707.5	QPSK	16QAM
	2.88	2.89
LTE band 12, 3MHz Bandwidth, QPSK (-26dBc BW)	LTE band 12, 3MHz Bandwidth, 16QAM (-26dBc BW)	
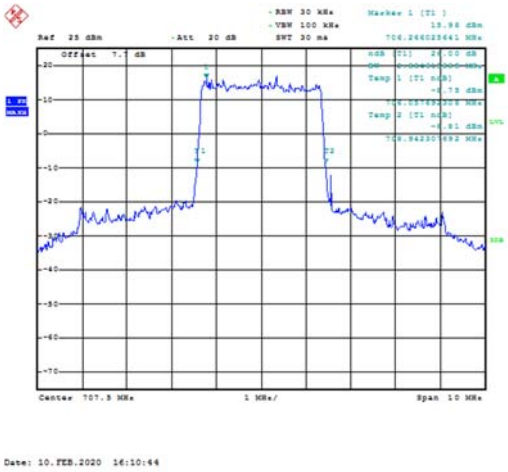	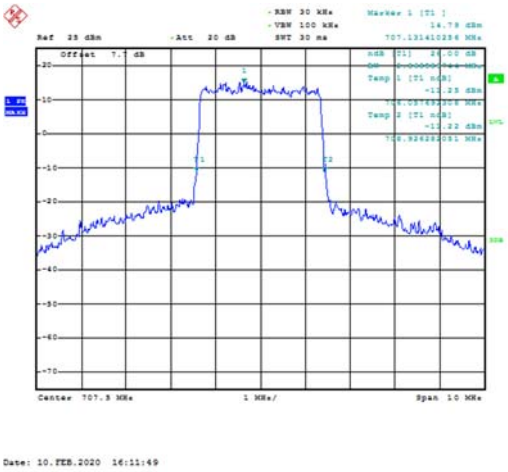	

Frequency(MHz)	Occupied Bandwidth (-26dBc)(MHz)	
707.5	QPSK	16QAM
	5.07	5.10
LTE band 12, 5MHz Bandwidth, QPSK (-26dBc BW)	LTE band 12, 5MHz Bandwidth, 16QAM (-26dBc BW)	
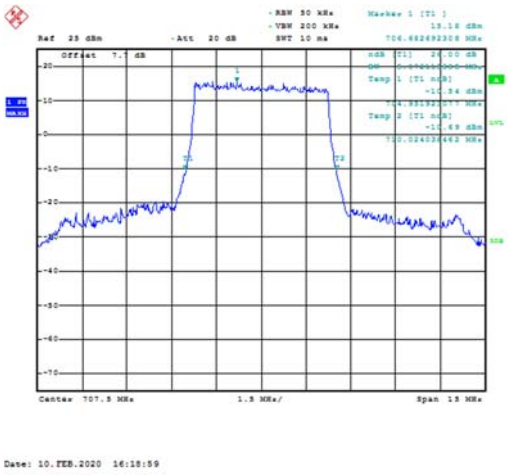	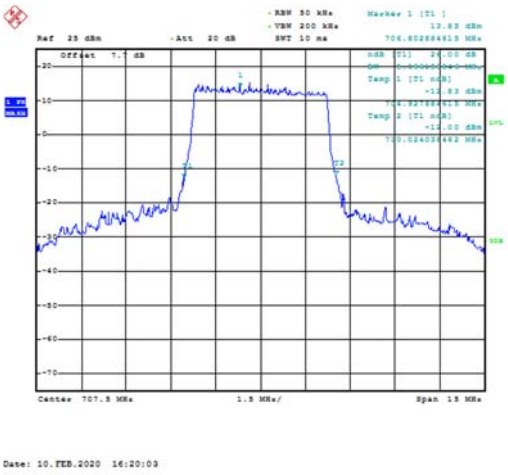	
Frequency(MHz)	Occupied Bandwidth (-26dBc)(MHz)	
707.5	QPSK	16QAM
	10.00	10.00
LTE band 12, 10MHz Bandwidth, QPSK (-26dBc BW)	LTE band 12, 10MHz Bandwidth, 16QAM (-26dBc BW)	
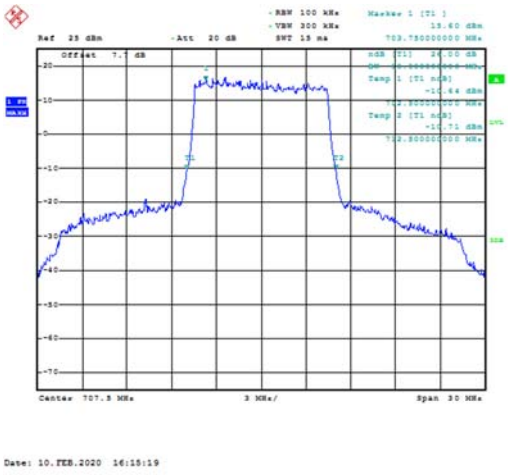	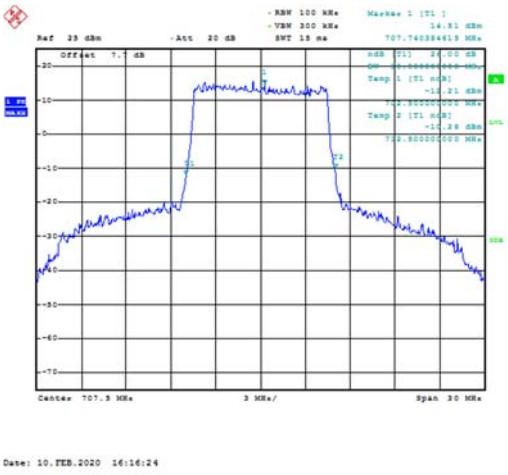	

LTE band 13		
Frequency(MHz)	Occupied Bandwidth (-26dBc)(MHz)	
782.0	QPSK	16QAM
	5.12	5.12
LTE band 13, 5MHz Bandwidth, QPSK (-26dBc BW)	LTE band 13, 5MHz Bandwidth, 16QAM (-26dBc BW)	
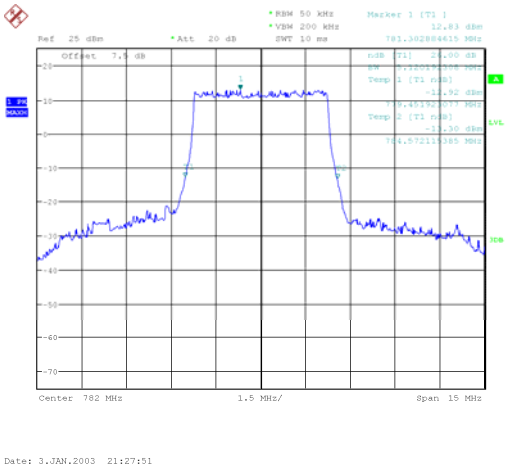	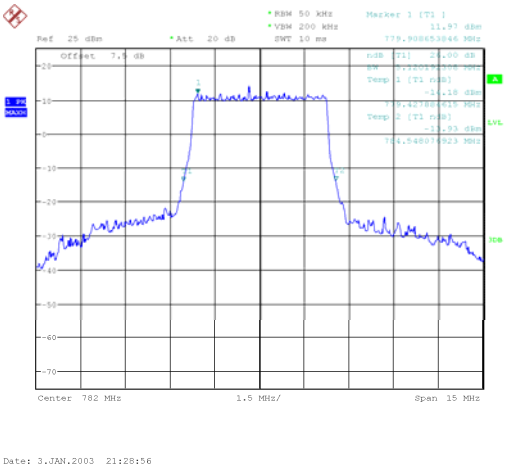	
Frequency(MHz)	Occupied Bandwidth (-26dBc)(MHz)	
782.0	QPSK	16QAM
	10.05	10.00
LTE band 13, 10MHz Bandwidth, QPSK (-26dBc BW)	LTE band 13, 10MHz Bandwidth, 16QAM (-26dBc BW)	
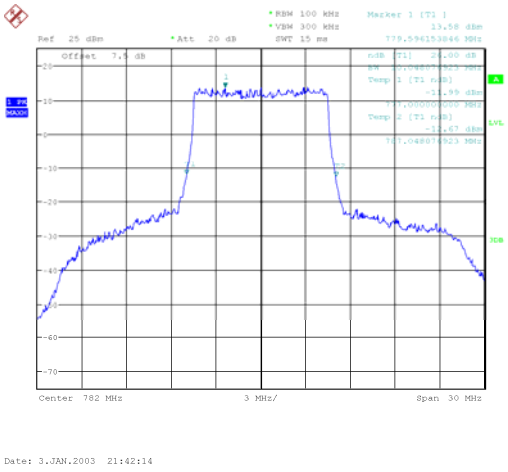	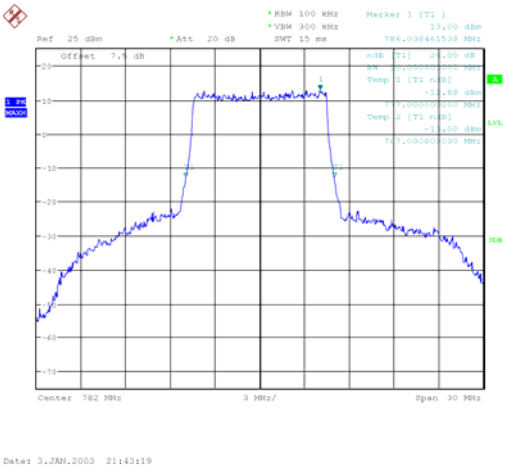	

LTE band 17		
Frequency(MHz)	Occupied Bandwidth (-26dBc)(MHz)	
710.0	QPSK	16QAM
	5.07	5.07
LTE band 17, 5MHz Bandwidth, QPSK (-26dBc BW)	LTE band 17, 5MHz Bandwidth, 16QAM (-26dBc BW)	
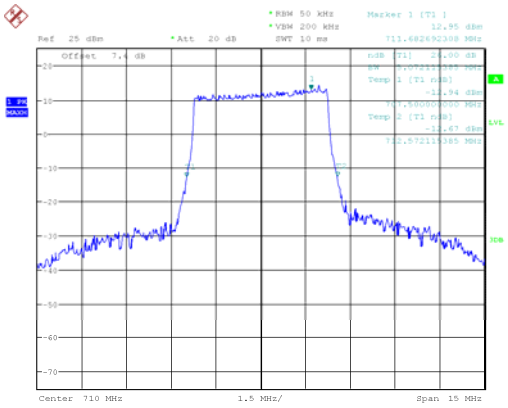	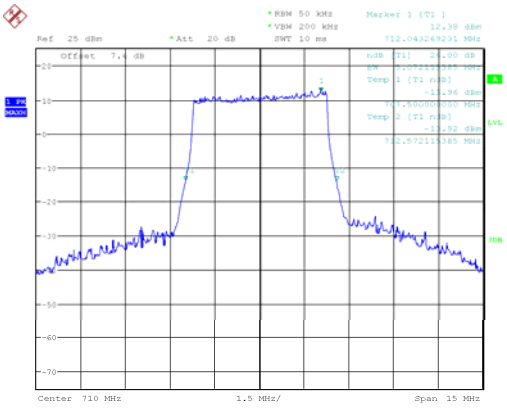	
Frequency(MHz)	Occupied Bandwidth (-26dBc)(MHz)	
710.0	QPSK	16QAM
	9.86	9.86
LTE band 17, 10MHz Bandwidth, QPSK (-26dBc BW)	LTE band 17, 10MHz Bandwidth, 16QAM (-26dBc BW)	
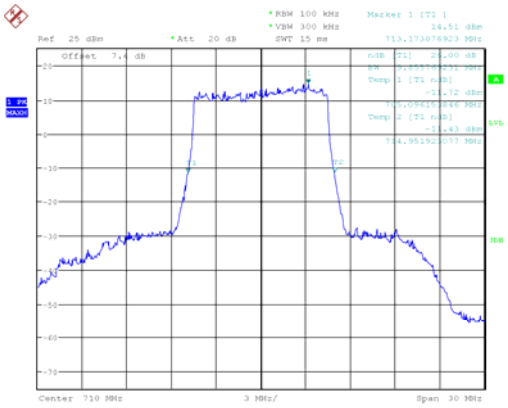	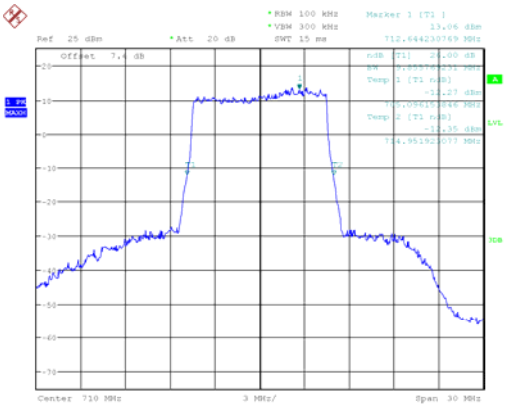	

LTE band 25		
Frequency(MHz)	Occupied Bandwidth (-26dBc) (MHz)	
1882.5	QPSK	16QAM
	1.31	1.29
LTE band 25, 1.4MHz Bandwidth, QPSK (-26dBc BW)	LTE band 25, 1.4MHz Bandwidth, 16QAM(-26dBc BW)	
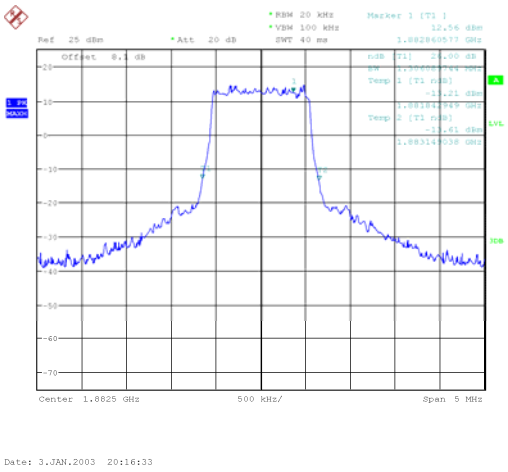	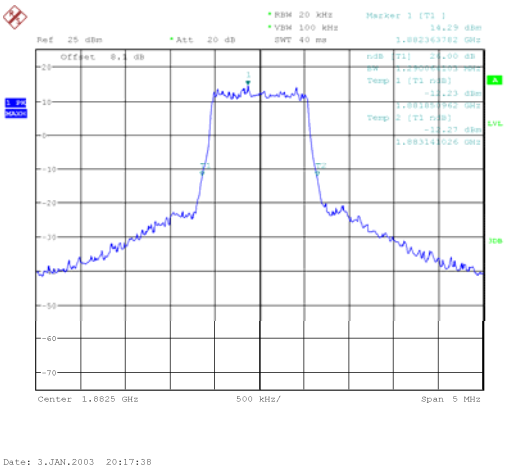	
Frequency(MHz)	Occupied Bandwidth(-26dBc)(MHz)	
1882.5	QPSK	16QAM
	2.88	2.88
LTE band 25, 3MHz Bandwidth, QPSK(-26dBc BW)	LTE band 25, 3MHz Bandwidth, 16QAM(-26dBc BW)	
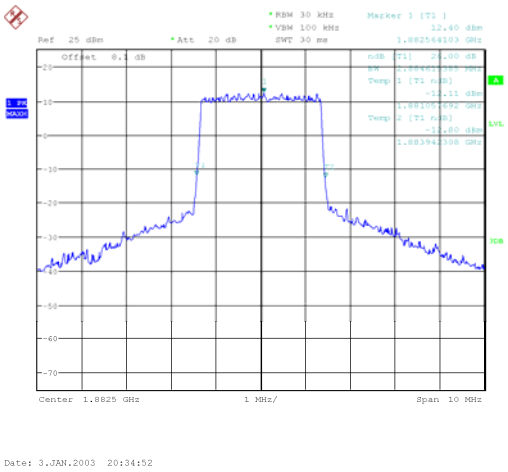	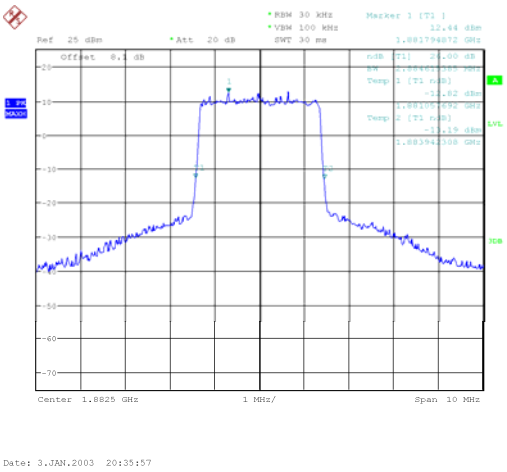	

Frequency(MHz)	Occupied Bandwidth(-26dBc)(MHz)	
1882.5	QPSK	16QAM
	5.05	5.12
LTE band 25, 5MHz Bandwidth, QPSK(-26dBc BW)	LTE band 25, 5MHz Bandwidth, 16QAM(-26dBc BW)	
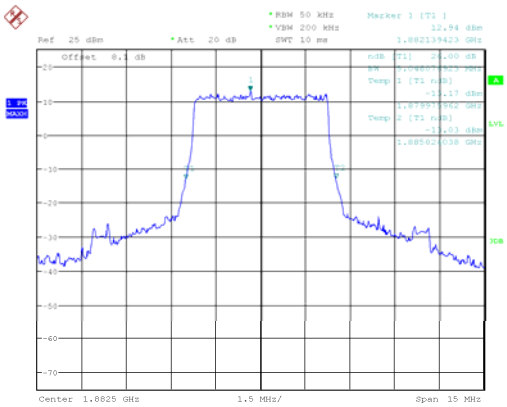	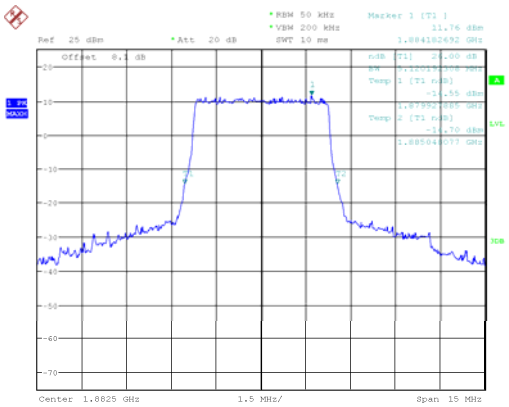	
Date: 3.JAN.2003 20:20:04	Date: 3.JAN.2003 20:21:09	

Frequency(MHz)	Occupied Bandwidth(-26dBc)(MHz)	
1882.5	QPSK	16QAM
	10.00	9.95
LTE band 25, 10MHz Bandwidth, QPSK(-26dBc BW)	LTE band 25, 10MHz Bandwidth, 16QAM(-26dBc BW)	
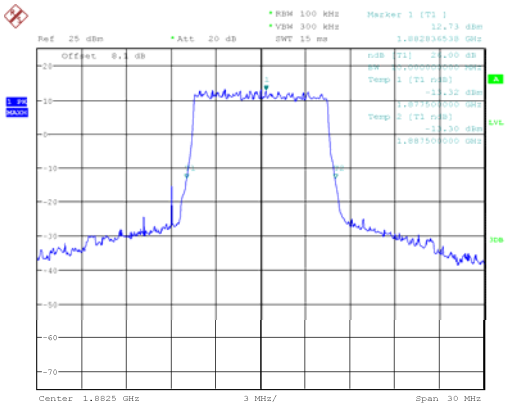	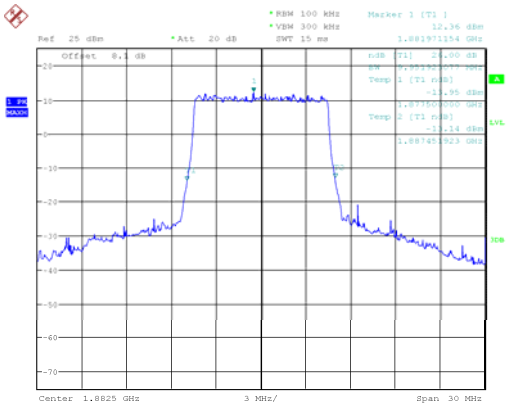	
Date: 3.JAN.2003 20:38:25	Date: 3.JAN.2003 20:39:30	

Frequency(MHz)	Occupied Bandwidth(-26dBc)(MHz)	
1882.5	QPSK	16QAM
	15.22	14.93
LTE band 25, 15MHz Bandwidth, QPSK(-26dBc BW)	LTE band 25, 15MHz Bandwidth, 16QAM(-26dBc BW)	
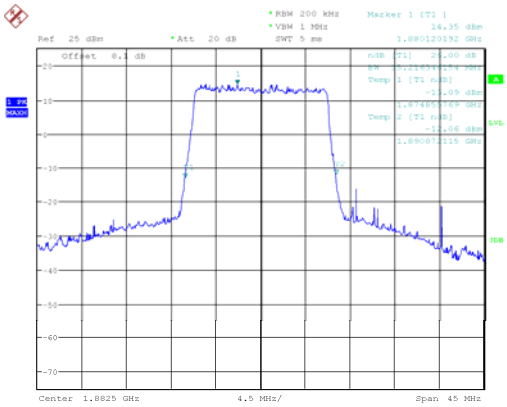	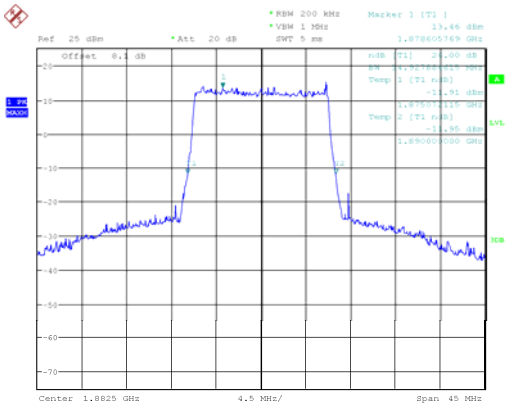	

Frequency(MHz)	Occupied Bandwidth(-26dBc)(MHz)	
1882.5	QPSK	16QAM
	19.90	19.62
LTE band 25, 20MHz Bandwidth, QPSK(-26dBc BW)	LTE band 25, 20MHz Bandwidth, 16QAM(-26dBc BW)	
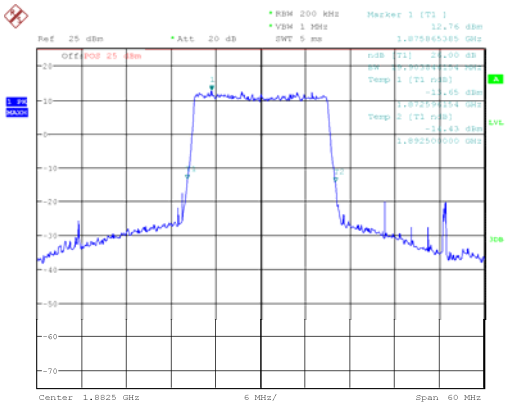	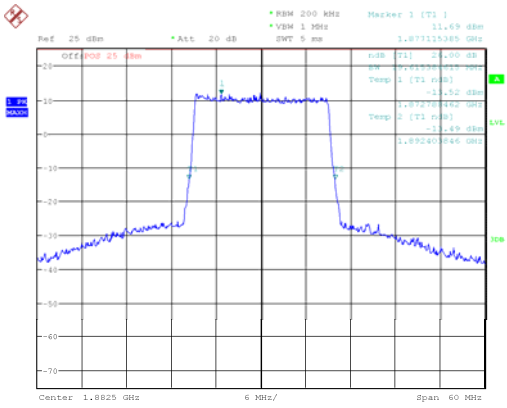	

LTE band 26(part22)		
Frequency(MHz)	Occupied Bandwidth(-26dBc)(MHz)	
836.5	QPSK	16QAM
	1.28	1.31
LTE band 26(part22), 1.4MHz Bandwidth, QPSK(-26dBc BW)	LTE band 26(part22), 1.4MHz Bandwidth, 16QAM(-26dBc BW)	
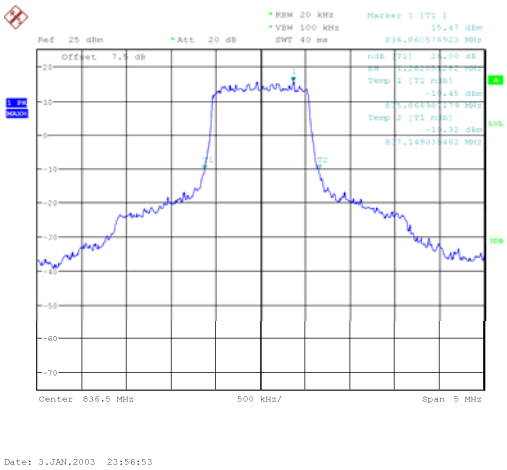	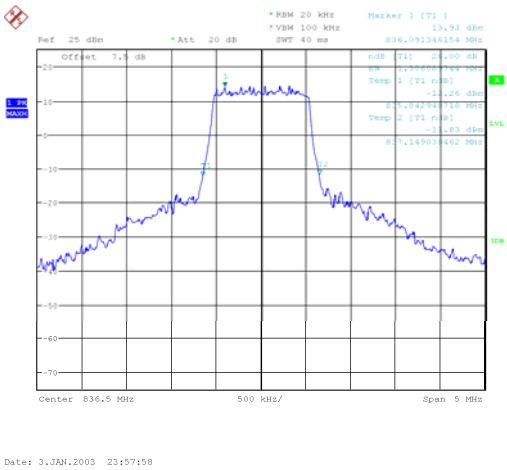	

Frequency(MHz)	Occupied Bandwidth(-26dBc)(MHz)	
836.5	QPSK	16QAM
	2.88	2.88
LTE band26(part22), 3MHz Bandwidth, QPSK(-26dBc BW)	LTE band26(part22), 3MHz Bandwidth, 16QAM(-26dBc BW)	
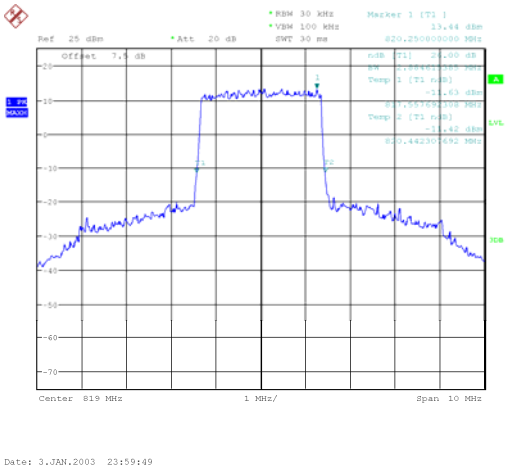	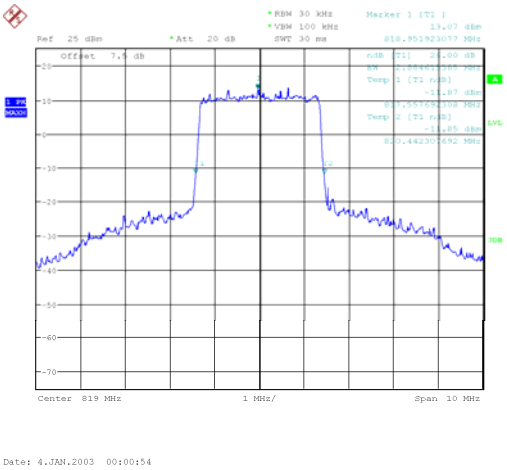	

Frequency(MHz)	Occupied Bandwidth(-26dBc)(MHz)	
836.5	QPSK	16QAM
	4.88	4.88
LTE band26(part22), 5MHz Bandwidth, QPSK(-26dBc BW)	LTE band 26(part22), 5MHz Bandwidth, 16QAM(-26dBc BW)	
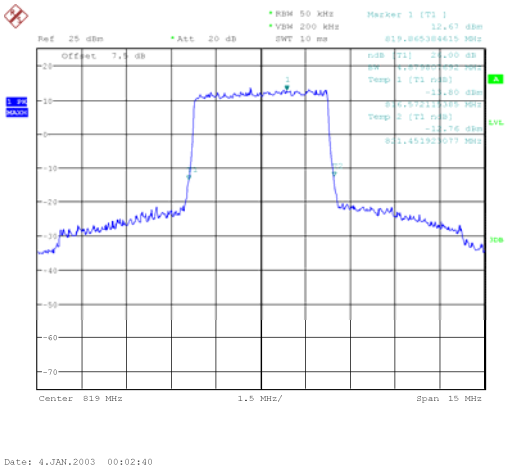	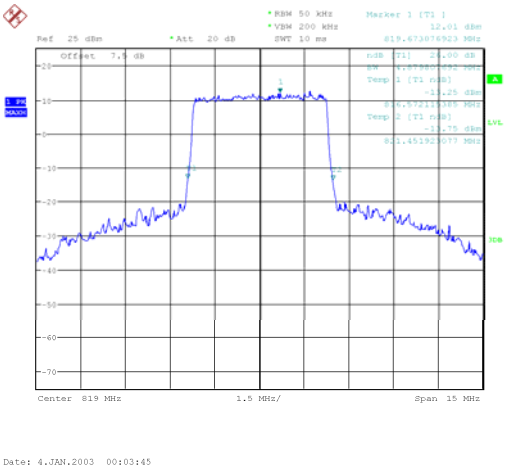	

Frequency(MHz)	Occupied Bandwidth(-26dBc)(MHz)	
836.5	QPSK	16QAM
	9.62	9.62
LTE band 26(part22), 10MHz Bandwidth, QPSK(-26dBc BW)	LTE band 26(part22), 10MHz Bandwidth, 16QAM(-26dBc BW)	
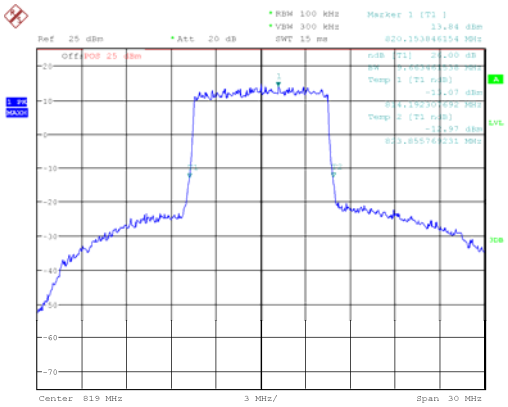	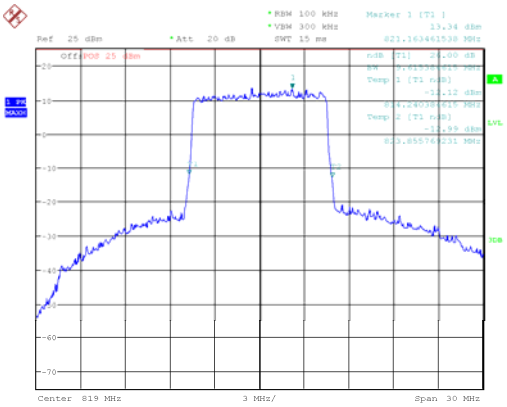	

Frequency(MHz)	Occupied Bandwidth(-26dBc)(MHz)	
836.5	QPSK	16QAM
	15.36	15.00
LTE band 26(part22), 15MHz Bandwidth, QPSK(-26dBc BW)	LTE band 26(part22), 15MHz Bandwidth, 16QAM(-26dBc BW)	
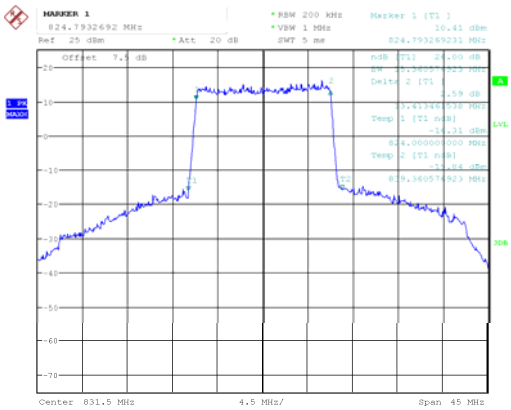	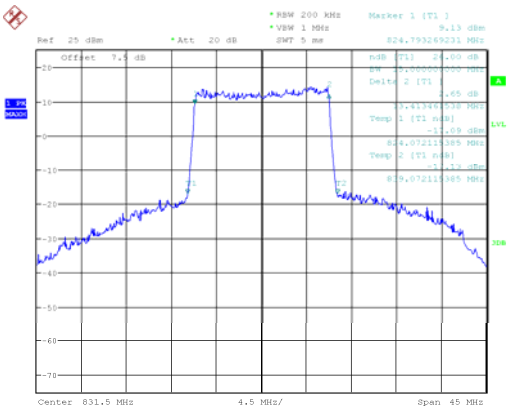	

LTE band 26(part90)		
Frequency(MHz)	Occupied Bandwidth(-26dBc)(MHz)	
819	QPSK	16QAM
	1.28	1.27
LTE band 26(part90), 1.4MHz Bandwidth, QPSK(-26dBc BW)	LTE band 26(part90), 1.4MHz Bandwidth, 16QAM(-26dBc BW)	
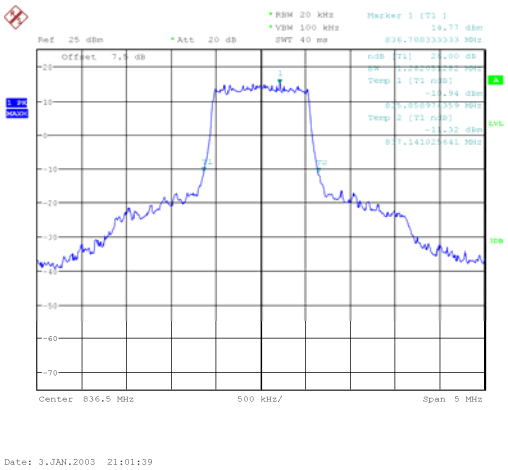	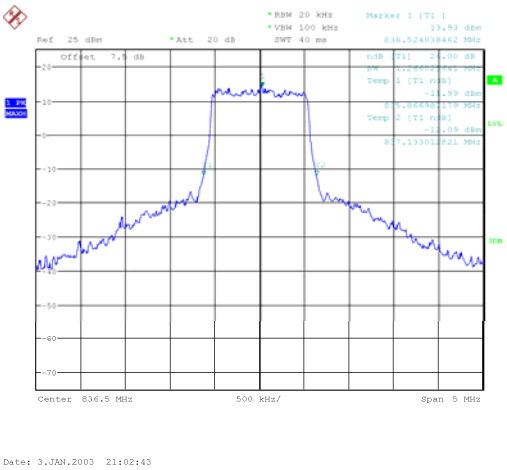	
Frequency(MHz)	Occupied Bandwidth(-26dBc)(MHz)	
819	QPSK	16QAM
	2.88	2.92
LTE band 26(part90), 3MHz Bandwidth, QPSK(-26dBc BW)	LTE band 26(part90), 3MHz Bandwidth, 16QAM(-26dBc BW)	
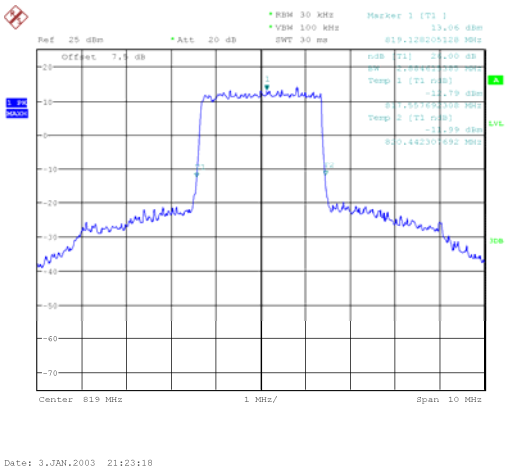	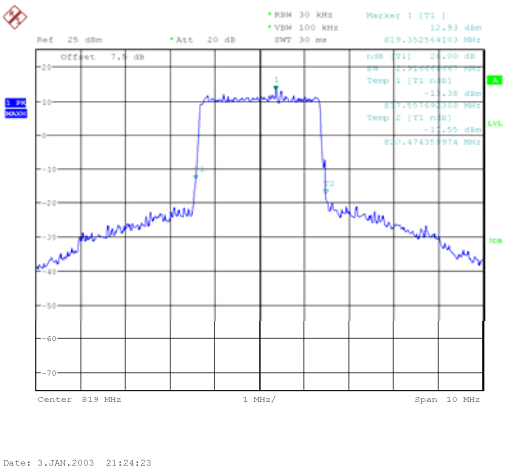	

Frequency(MHz)	Occupied Bandwidth(-26dBc)(MHz)	
819	QPSK	16QAM
	4.86	4.88
LTE band 26(part90), 5MHz Bandwidth, QPSK(-26dBc BW)	LTE band 26(part90), 5MHz Bandwidth, 16QAM(-26dBc BW)	
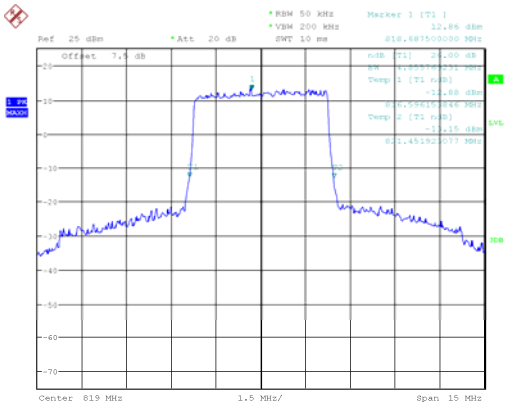	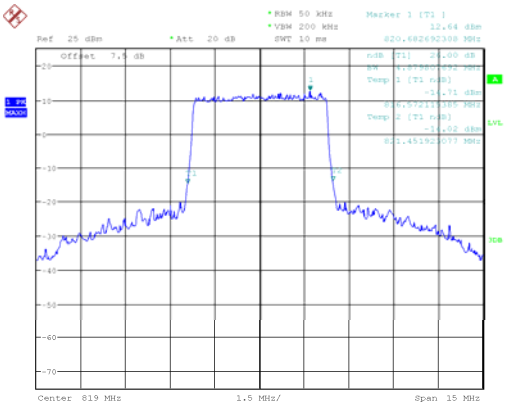	

Frequency(MHz)	Occupied Bandwidth(-26dBc)(MHz)	
819	QPSK	16QAM
	9.66	9.66
LTE band 26(part90), 10MHz Bandwidth, QPSK(-26dBc BW)	LTE band 26(part90), 10MHz Bandwidth, 16QAM(-26dBc BW)	
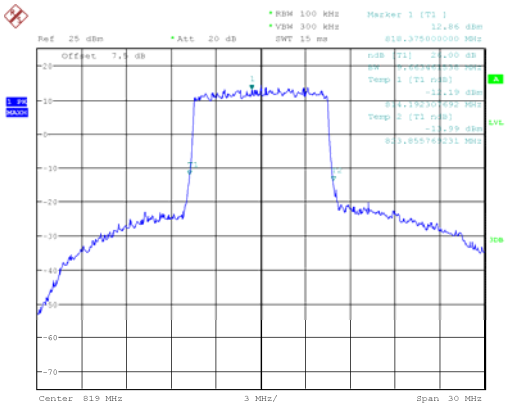	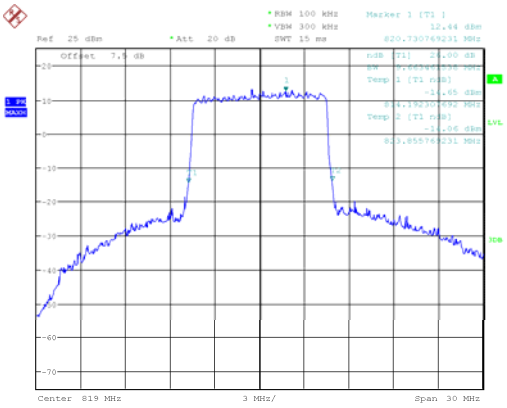	

LTE band 40		
Frequency(MHz)	Occupied Bandwidth(-26dBc)(MHz)	
2307.5	QPSK	16QAM
	4.64	4.71
LTE band 40, 5MHz Bandwidth, QPSK(-26dBc BW)	LTE band 40, 5MHz Bandwidth, 16QAM(-26dBc BW)	
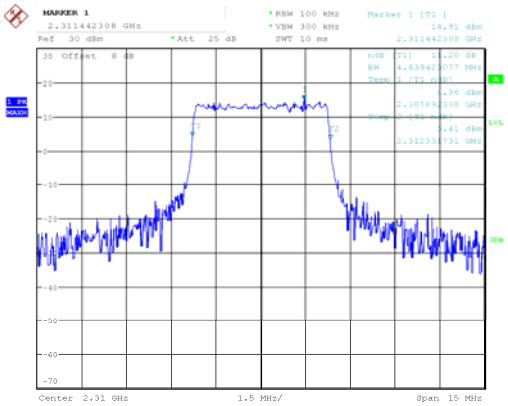	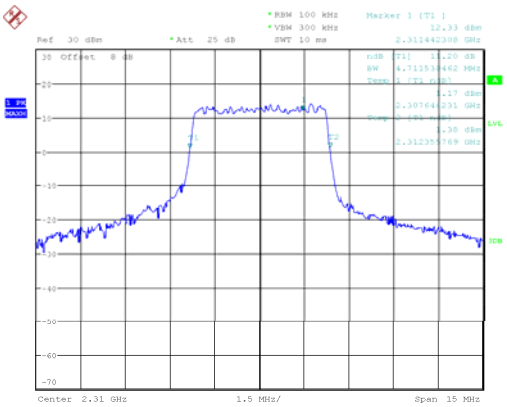	
Frequency(MHz)	Occupied Bandwidth(-26dBc)(MHz)	
2307.5	QPSK	16QAM
	9.23	9.23
LTE band 40, 10MHz Bandwidth, QPSK(-26dBc BW)	LTE band 40, 10MHz Bandwidth, 16QAM(-26dBc BW)	
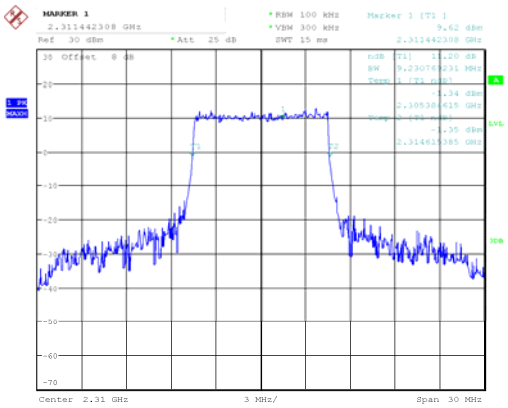	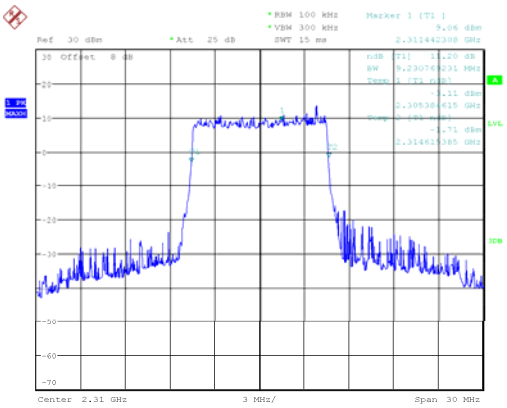	

LTE band 41		
Frequency(MHz)	Occupied Bandwidth(-26dBc)(MHz)	
2593	QPSK	16QAM
	4.86	4.88
LTE band 41, 5MHz Bandwidth, QPSK(-26dBc BW)	LTE band 41, 5MHz Bandwidth, 16QAM(-26dBc BW)	
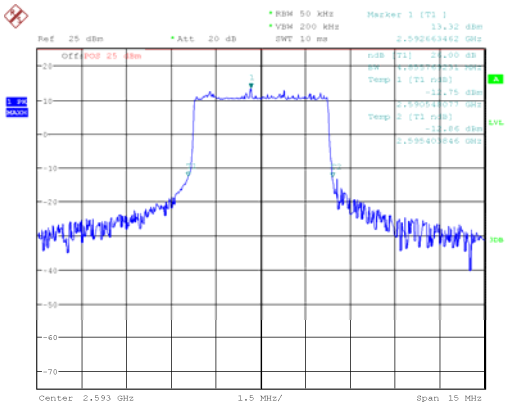	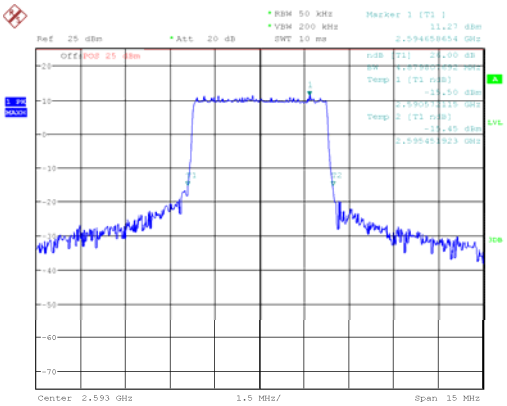	
Frequency(MHz)	Occupied Bandwidth(-26dBc)(MHz)	
2593	QPSK	16QAM
	9.71	9.52
LTE band 41, 10MHz Bandwidth, QPSK(-26dBc BW)	LTE band 41, 10MHz Bandwidth, 16QAM(-26dBc BW)	
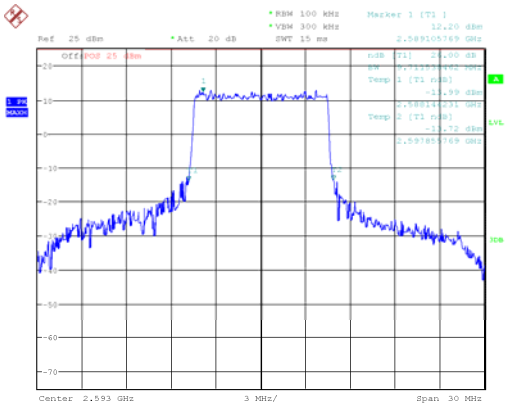	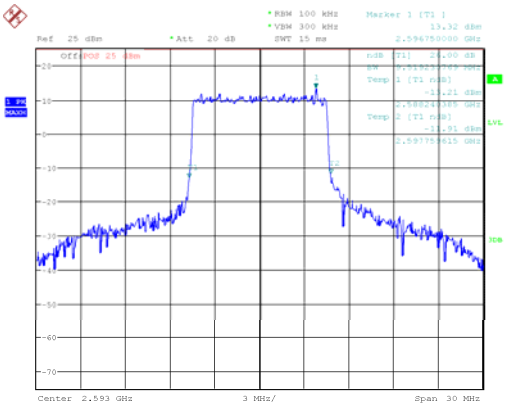	

Frequency(MHz)	Occupied Bandwidth(-26dBc)(MHz)	
2593	QPSK	16QAM
	4.86	4.88
LTE band 41, 5MHz Bandwidth, QPSK(-26dBc BW)	LTE band 41, 5MHz Bandwidth, 16QAM(-26dBc BW)	
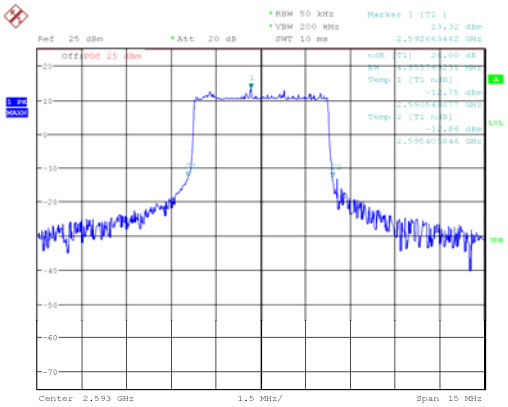 Date: 13.APR.2020 10:41:48	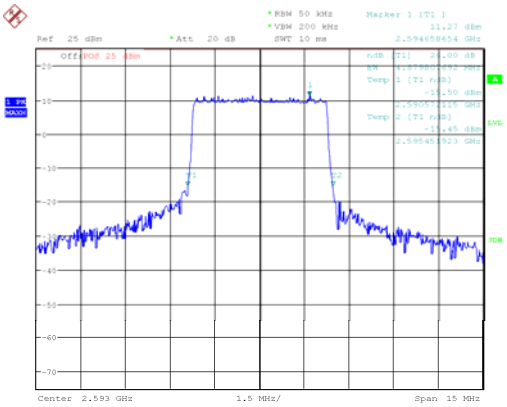 Date: 13.APR.2020 10:42:55	

Frequency(MHz)	Occupied Bandwidth(-26dBc)(MHz)	
2593	QPSK	16QAM
	9.71	9.52
LTE band 41, 10MHz Bandwidth, QPSK(-26dBc BW)	LTE band 41, 10MHz Bandwidth, 16QAM(-26dBc BW)	
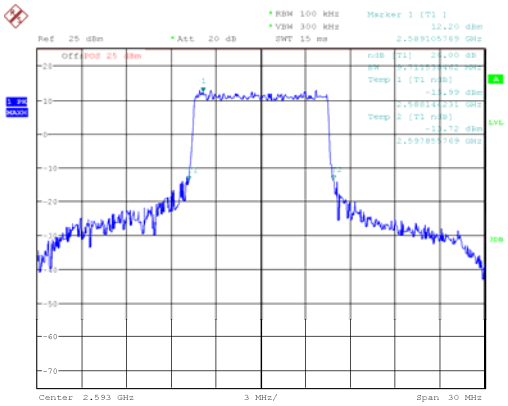 Date: 13.APR.2020 10:44:10	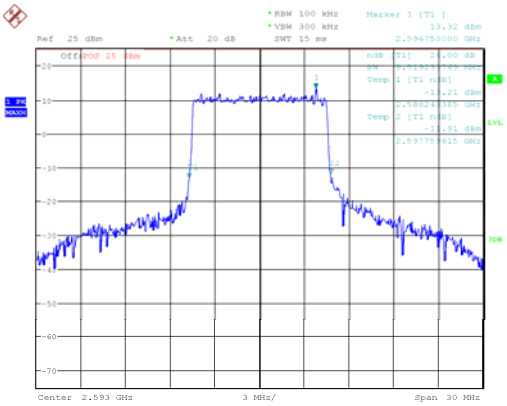 Date: 13.APR.2020 10:45:16	

Frequency(MHz)	Occupied Bandwidth(-26dBc)(MHz)	
2593	QPSK	16QAM
	14.78	15.07
LTE band 41, 15MHz Bandwidth, QPSK(-26dBc BW)	LTE band 41, 15MHz Bandwidth, 16QAM(-26dBc BW)	
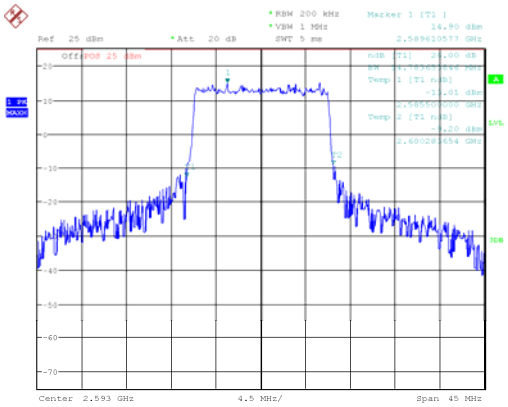 Date: 13.APR.2020 10:46:31	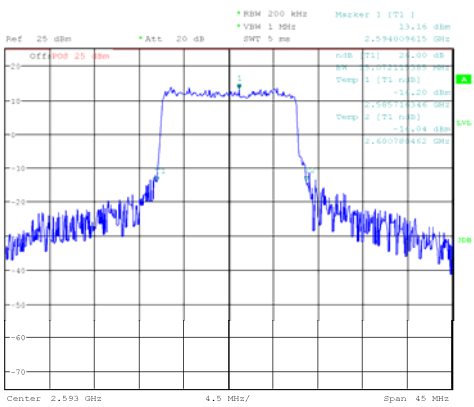 Date: 13.APR.2020 10:47:37	

Frequency(MHz)	Occupied Bandwidth(-26dBc)(MHz)	
2593	QPSK	16QAM
	19.71	19.42
LTE band 41, 20MHz Bandwidth, QPSK(-26dBc BW)	LTE band 41, 20MHz Bandwidth, 16QAM(-26dBc BW)	
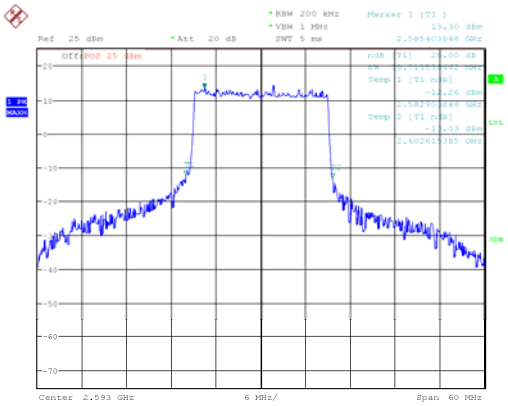 Date: 13.APR.2020 10:48:52	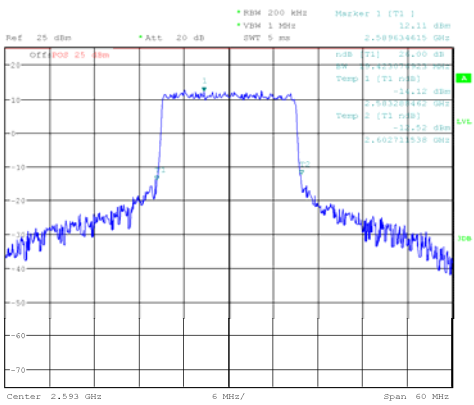 Date: 13.APR.2020 10:49:58	

LTE band 66		
Frequency(MHz)	Occupied Bandwidth(-26dBc)(MHz)	
1745	QPSK	16QAM
	1.28	1.28
LTE band 66, 1.4MHz Bandwidth, QPSK(-26dBc BW)	LTE band 66, 1.4MHz Bandwidth, 16QAM(-26dBc BW)	
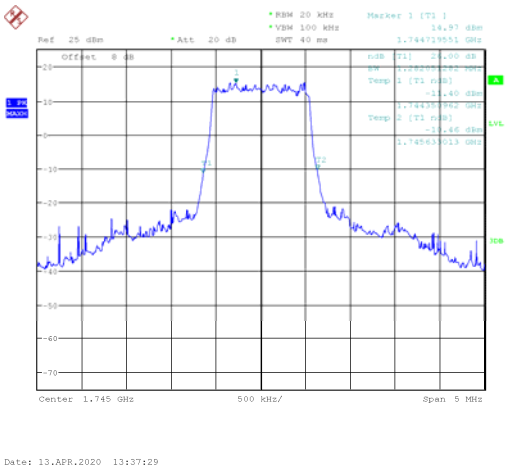	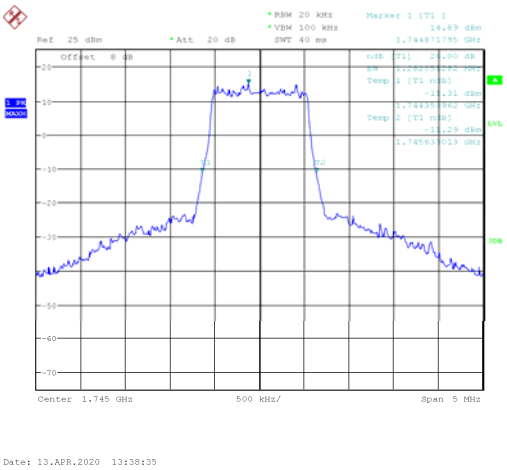	
Frequency(MHz)	Occupied Bandwidth(-26dBc)(MHz)	
1745	QPSK	16QAM
	2.90	2.88
LTE band 66, 3MHz Bandwidth, QPSK(-26dBc BW)	LTE band 66, 3MHz Bandwidth, 16QAM(-26dBc BW)	
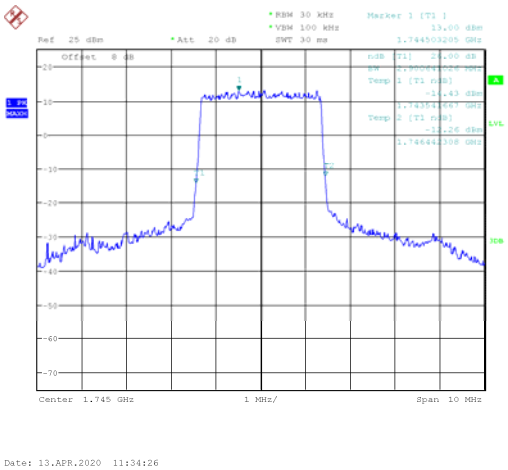	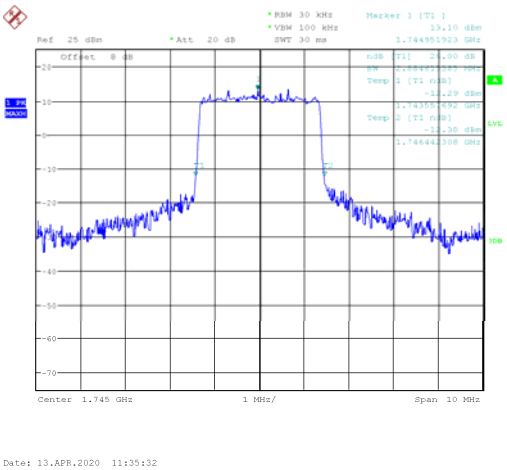	

Frequency(MHz)	Occupied Bandwidth(-26dBc)(MHz)	
1745	QPSK	16QAM
	5.07	5.10
LTE band 66, 5MHz Bandwidth, QPSK(-26dBc BW)	LTE band 66, 5MHz Bandwidth, 16QAM(-26dBc BW)	
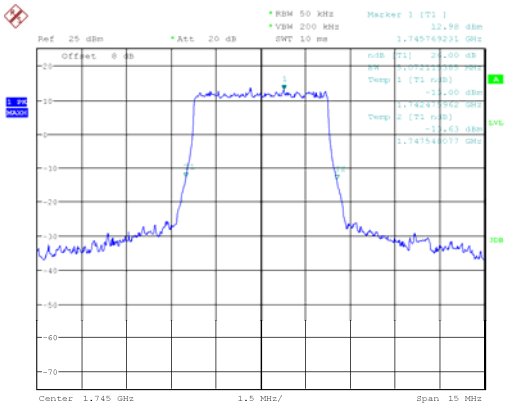	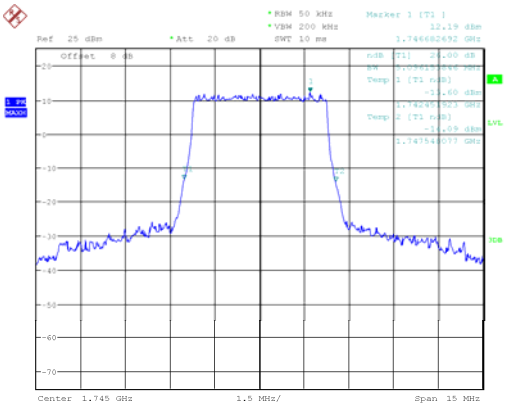	

Frequency(MHz)	Occupied Bandwidth(-26dBc)(MHz)	
1745	QPSK	16QAM
	10.00	10.00
LTE band 66, 10MHz Bandwidth, QPSK(-26dBc BW)	LTE band 66, 10MHz Bandwidth, 16QAM(-26dBc BW)	
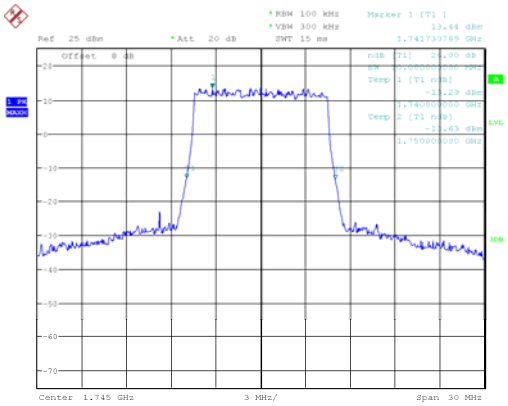	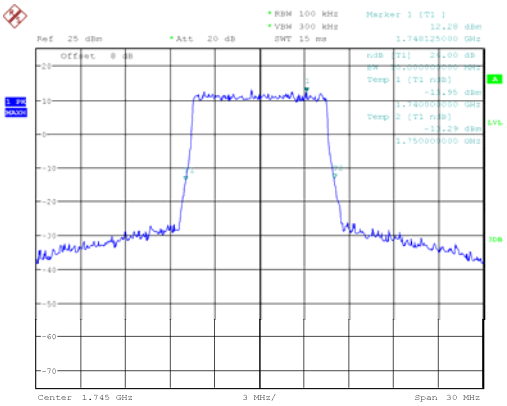	

Frequency(MHz)	Occupied Bandwidth(-26dBc)(MHz)	
1745	QPSK	16QAM
	15.07	15.07
LTE band 66, 15MHz Bandwidth, QPSK(-26dBc BW)	LTE band 66, 15MHz Bandwidth, 16QAM(-26dBc BW)	
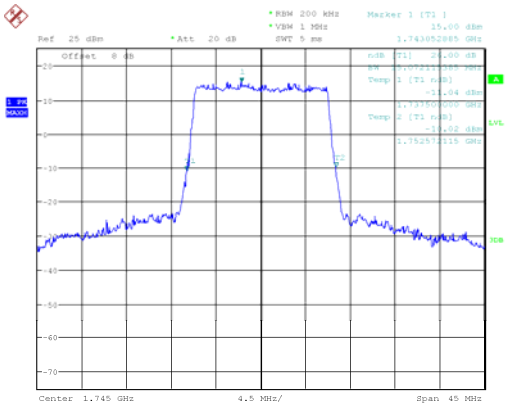	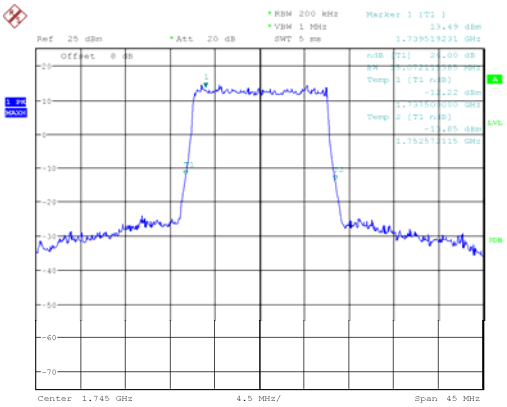	
Date: 13.APR.2020 13:58:13	Date: 13.APR.2020 13:59:19	

Frequency(MHz)	Occupied Bandwidth(-26dBc)(MHz)	
1745	QPSK	16QAM
	19.71	19.62
LTE band 66, 20MHz Bandwidth, QPSK(-26dBc BW)	LTE band 66, 20MHz Bandwidth, 16QAM(-26dBc BW)	
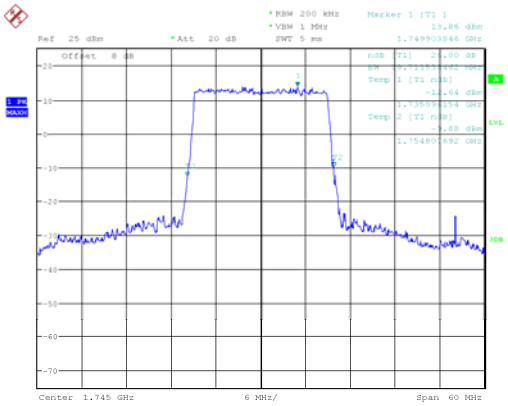	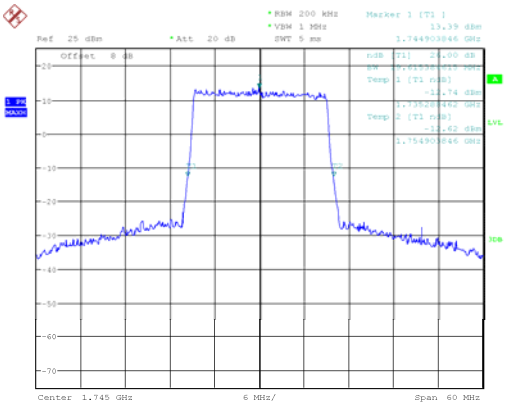	
Date: 13.APR.2020 13:53:45	Date: 13.APR.2020 13:54:51	

ANNEX A.6. BAND EDGE COMPLIANCE

Reference

FCC: CFR Part 22.917(b),24.238(a), 27.53(g),27.53(h), 27.53(m)

A.6.1 Measurement limit

Part 22.917(b),24.238(a), 27.53(g),27.53(h), 27.53(m) state that on any frequency outside frequency band of the US Cellular/PCS spectrum, the power of any emission shall be attenuated below the transmitter power (P, in Watts) by at least 43+10Log (P) dB. For all power levels +30 dBm to 0 dBm, this becomes a constant specification limit of -13 dBm.

According to KDB 971168 6, a relaxation of the reference bandwidth is often provided for measurements within a specified frequency range at the edge of the authorized frequency block/band. This is often implemented by permitting the use of a narrower RBW (typically limited to a minimum RBW of 1% of the OBW) for measuring the out-of-band emissions without a requirement to integrate the result over the full reference bandwidth.

Part 27.53(m) states that for mobile digital stations, the attenuation factor shall be not less than 40 + 10 log (P) dB on all frequencies between the channel edge and 5 megahertz from the channel edge, 43 + 10 log (P) dB on all frequencies between 5 megahertz and X megahertz from the channel edge, and 55 + 10 log (P) dB on all frequencies more than X megahertz from the channel edge, where X is the greater of 6 megahertz or the actual emission bandwidth as defined in paragraph (m)(6) of this section. In addition, the attenuation factor shall not be less that 43 + 10 log (P) dB on all frequencies between 2490.5 MHz and 2496 MHz and 55 + 10 log (P) dB at or below 2490.5 MHz. Mobile Satellite Service licensees operating on frequencies below 2495 MHz may also submit a documented interference complaint against BRS licensees operating on channel BRS Channel 1 on the same terms and conditions as adjacent channel BRS or EBS licensees.

A.6.2 Measurement result

Only worst case result is given below

LTE band 2	
LOW BAND EDGE BLOCK-1RB-low_offset	HIGH BAND EDGE BLOCK-1RB-high_offset
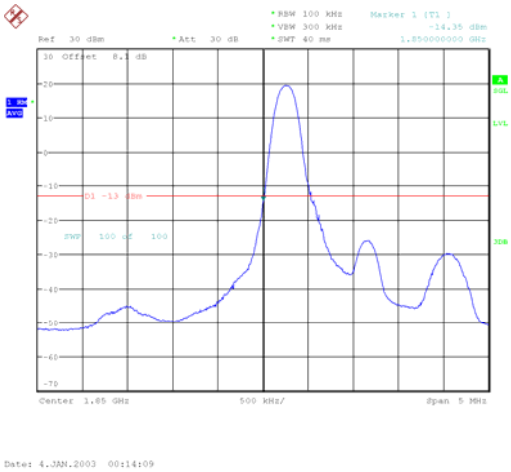	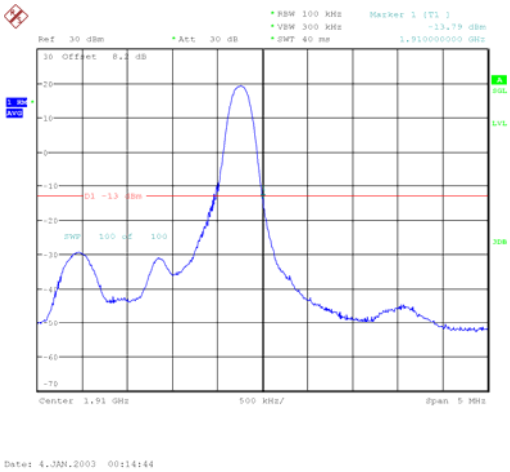
LOW BAND EDGE BLOCK-20MHz-100%RB	HIGH BAND EDGE BLOCK-20MHz-100%RB
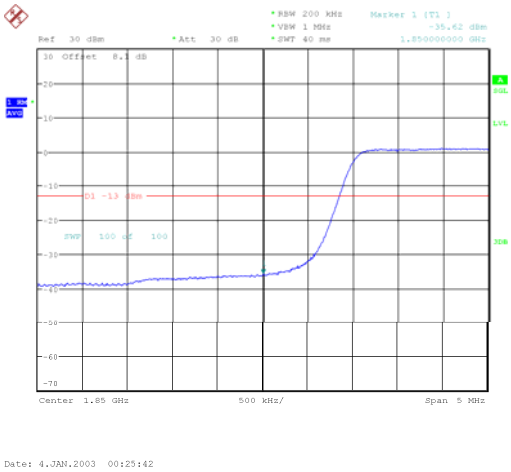	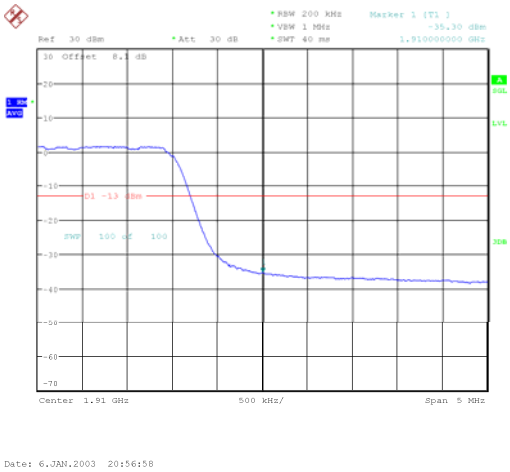

LTE band 4	
LOW BAND EDGE BLOCK-1RB-low_offset	HIGH BAND EDGE BLOCK-1RB-high_offset
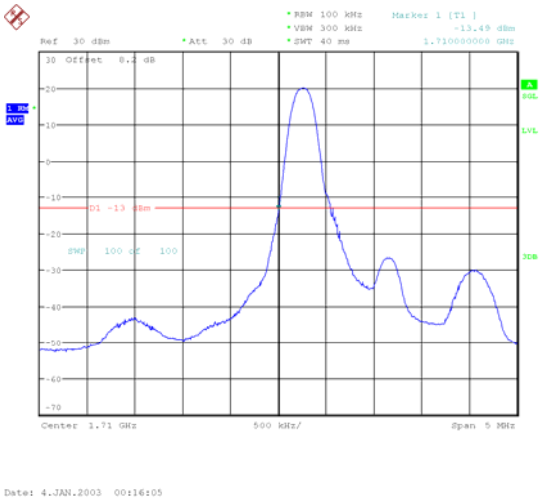	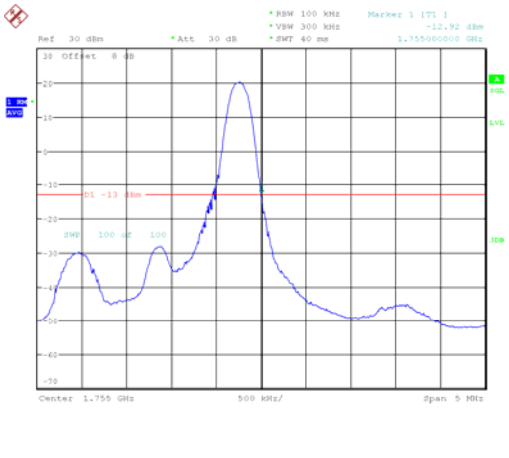
LOW BAND EDGE BLOCK-20MHz-100%RB	HIGH BAND EDGE BLOCK-20MHz-100%RB
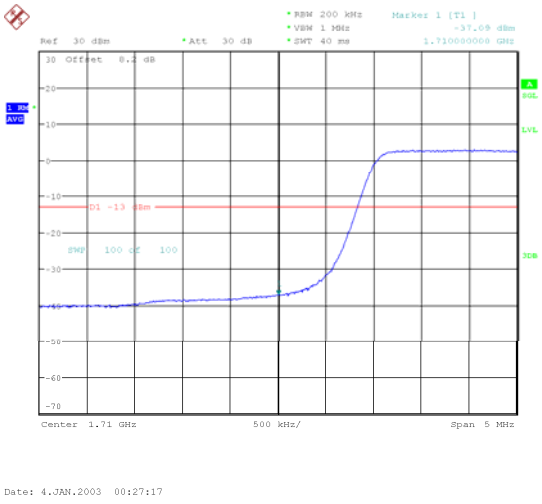	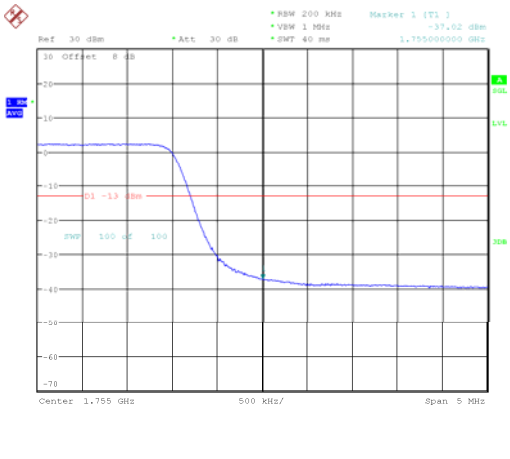

LTE band 5	
LOW BAND EDGE BLOCK-1RB-low_offset	HIGH BAND EDGE BLOCK-1RB-high_offset
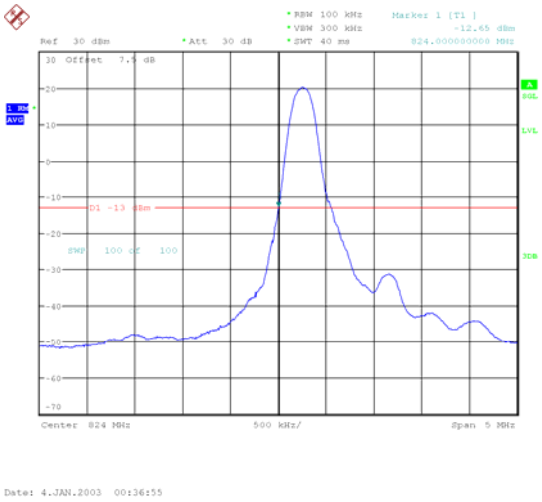	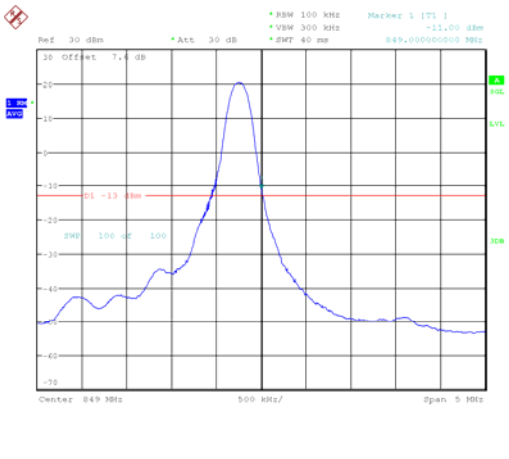
LOW BAND EDGE BLOCK-10MHz-100%RB	HIGH BAND EDGE BLOCK-10MHz-100%RB
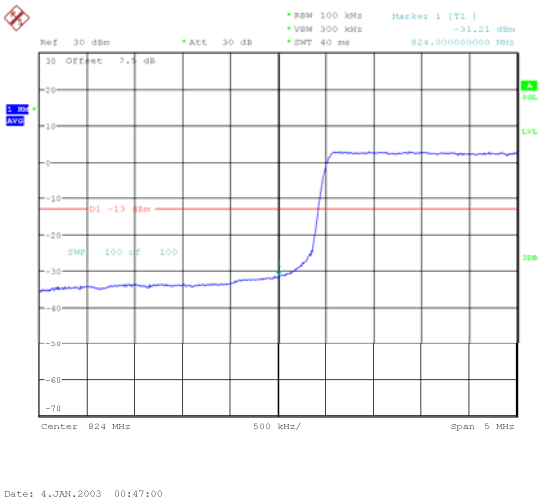	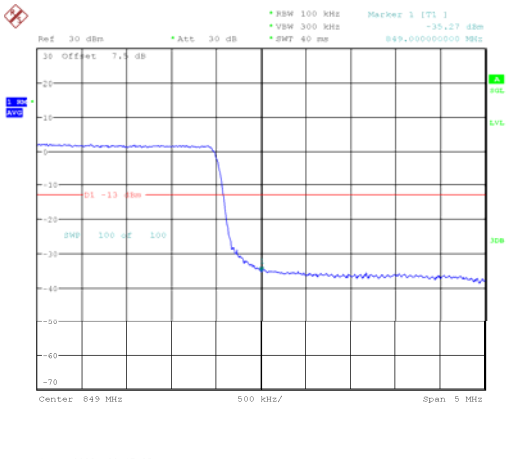

LTE band 7	
LOW BAND EDGE BLOCK-1RB- high _offset	HIGH BAND EDGE BLOCK-1RB-high_offset
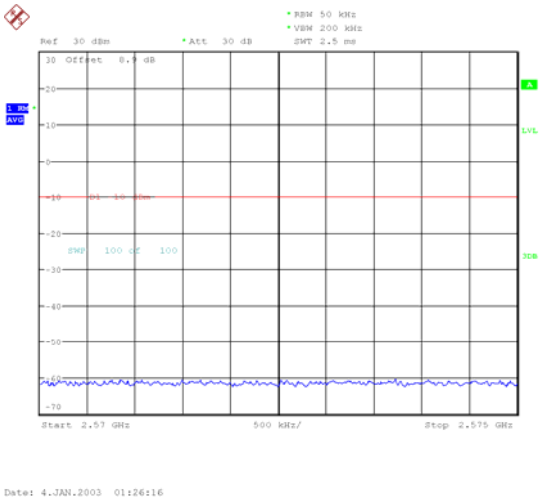	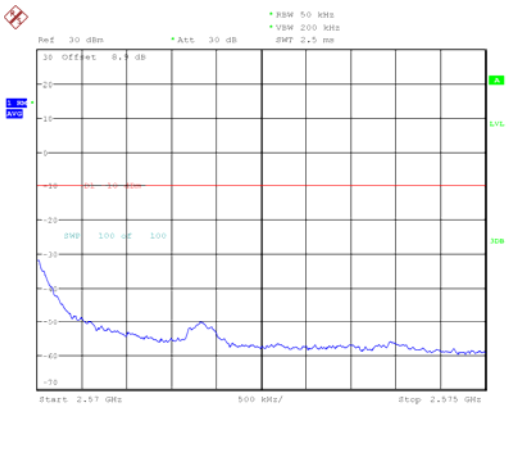
LOW BAND EDGE BLOCK-1RB- high _offset	HIGH BAND EDGE BLOCK-1RB-high_offset
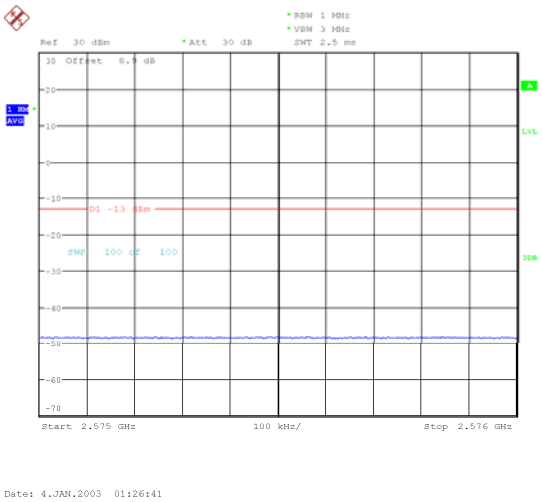	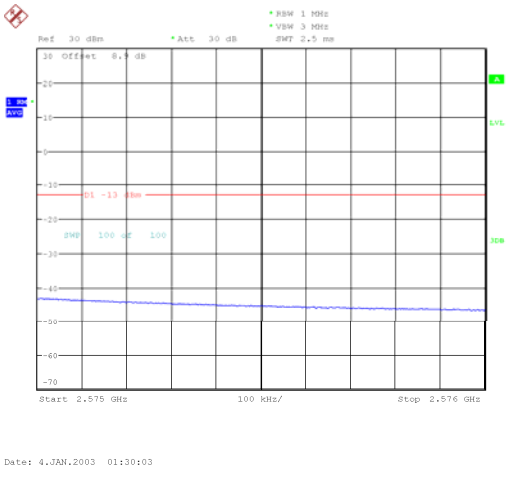
LOW BAND EDGE BLOCK-1RB- high _offset	HIGH BAND EDGE BLOCK-1RB-high_offset
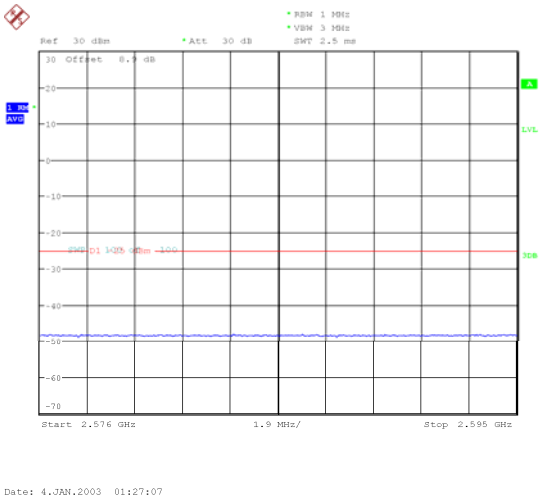	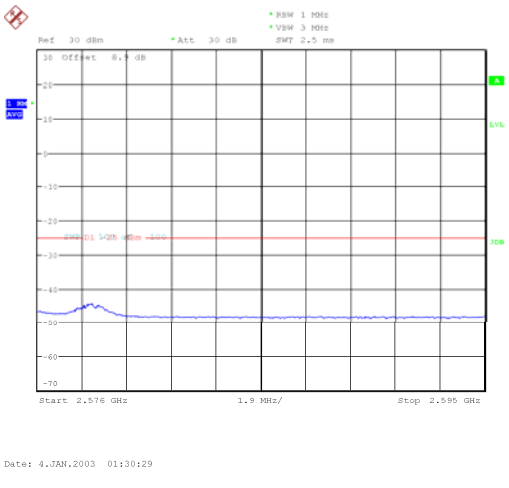

LOW BAND EDGE BLOCK-1RB-low_offset	HIGH BAND EDGE BLOCK-1RB- low _offset
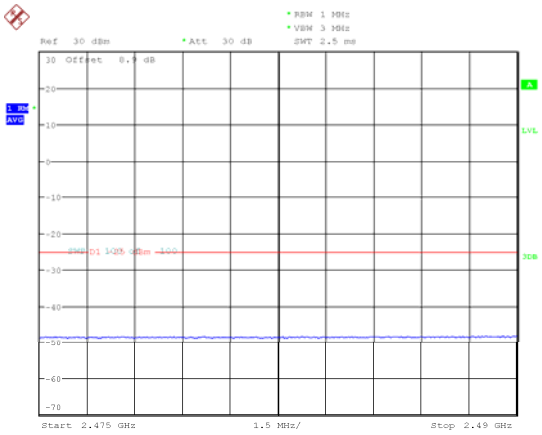	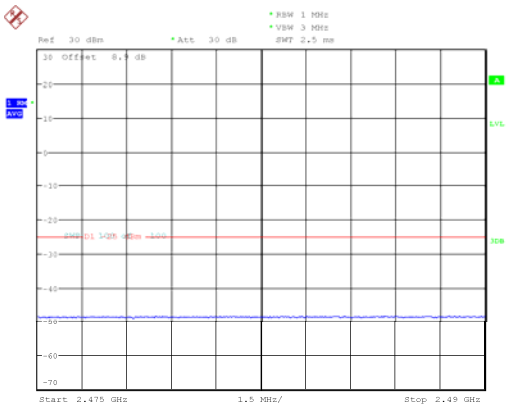
LOW BAND EDGE BLOCK-1RB-low_offset	HIGH BAND EDGE BLOCK-1RB- low _offset
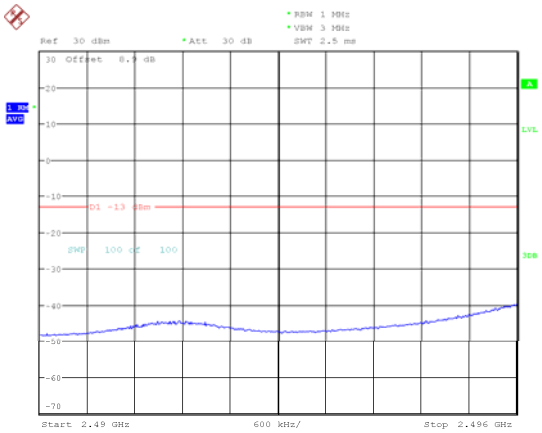	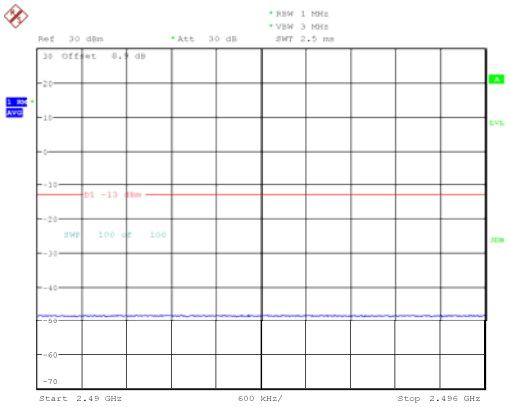
LOW BAND EDGE BLOCK-1RB-low_offset	HIGH BAND EDGE BLOCK-1RB-high_offset
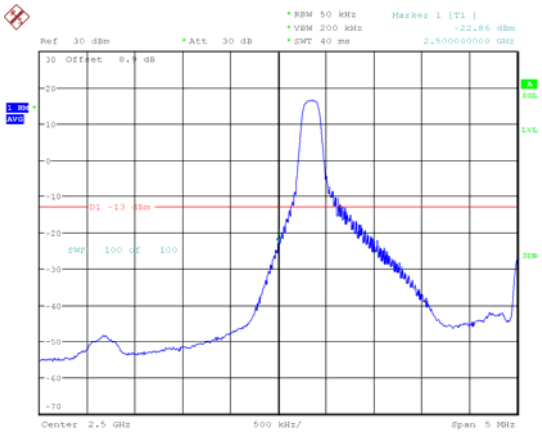	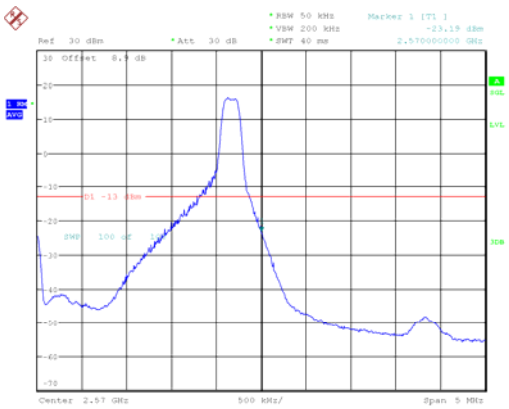

LOW BAND EDGE BLOCK-20MHz-100%RB	HIGH BAND EDGE BLOCK-20MHz-100%RB
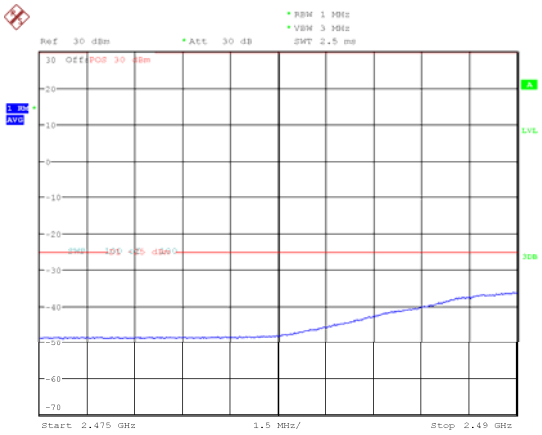 Date: 4.JAN.2003 01:41:08	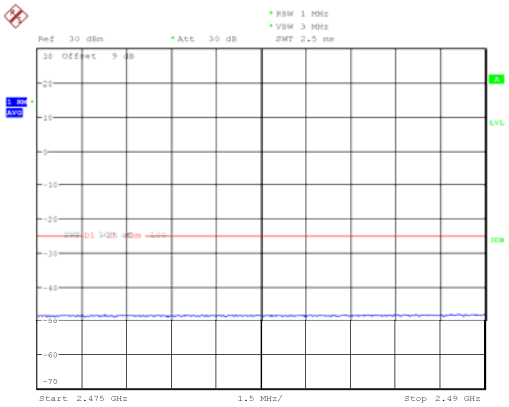 Date: 4.JAN.2003 01:45:55
LOW BAND EDGE BLOCK-20MHz-100%RB	HIGH BAND EDGE BLOCK-20MHz-100%RB
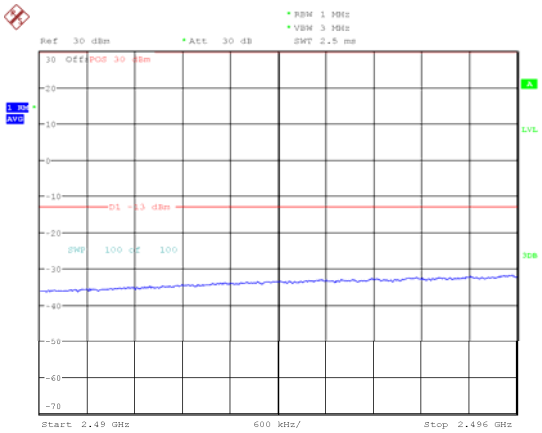 Date: 4.JAN.2003 01:41:34	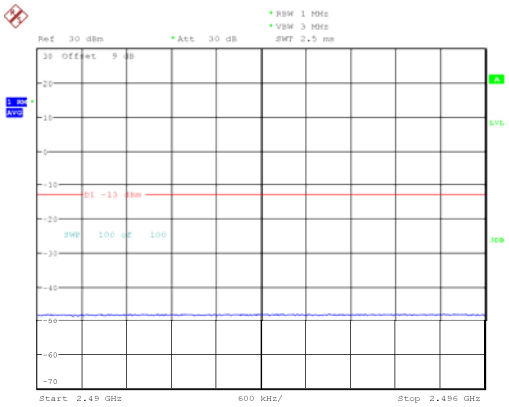 Date: 4.JAN.2003 01:46:21
LOW BAND EDGE BLOCK-20MHz-100%RB	HIGH BAND EDGE BLOCK-20MHz-100%RB
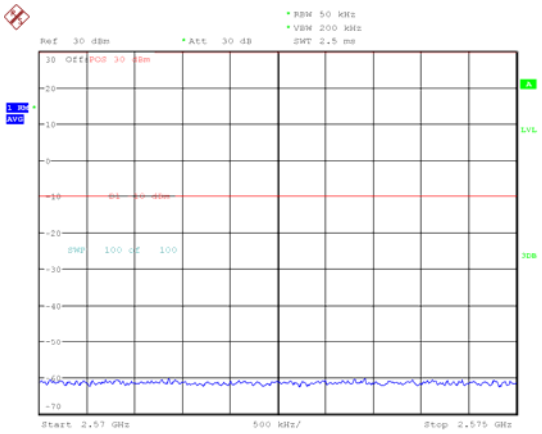 Date: 4.JAN.2003 01:42:00	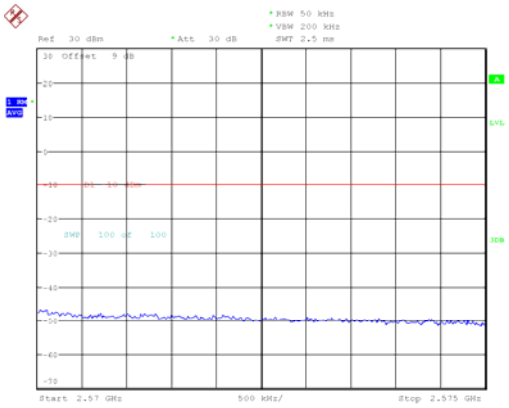 Date: 4.JAN.2003 01:46:47

LOW BAND EDGE BLOCK-20MHz-100%RB	HIGH BAND EDGE BLOCK-20MHz-100%RB
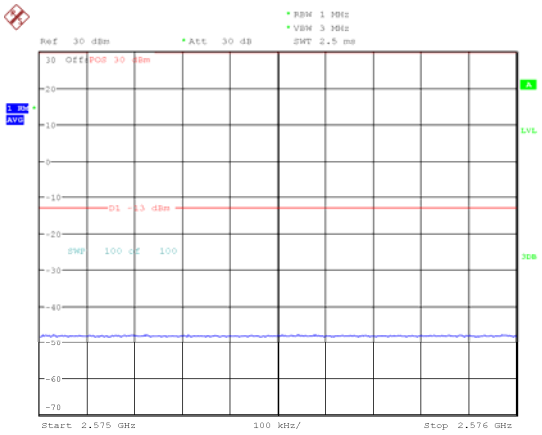	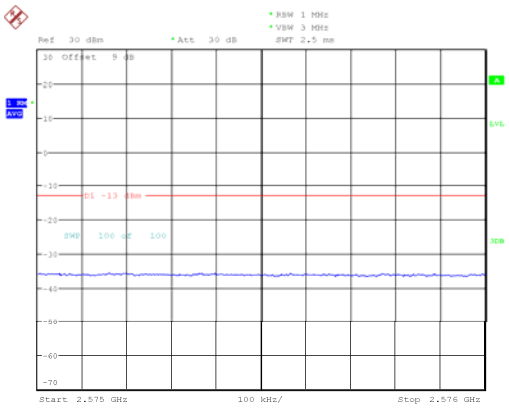
LOW BAND EDGE BLOCK-20MHz-100%RB	HIGH BAND EDGE BLOCK-20MHz-100%RB
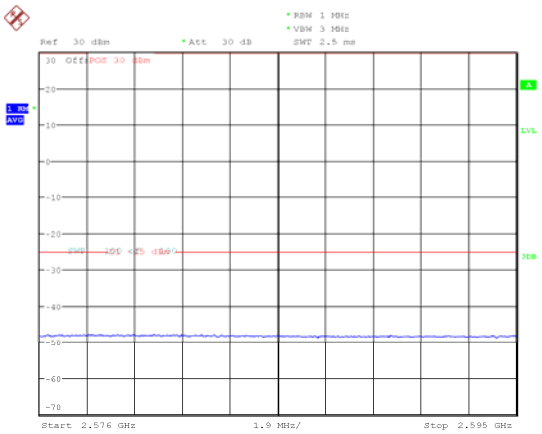	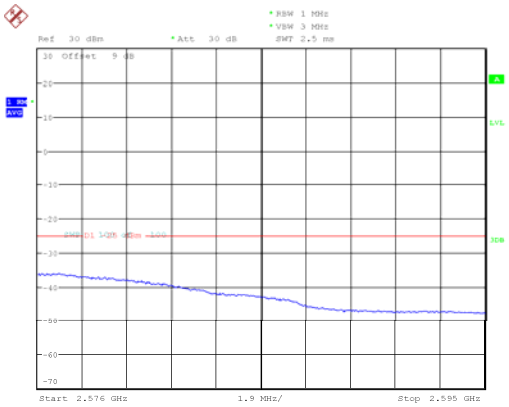
LOW BAND EDGE BLOCK-20MHz-100%RB	HIGH BAND EDGE BLOCK-20MHz-100%RB
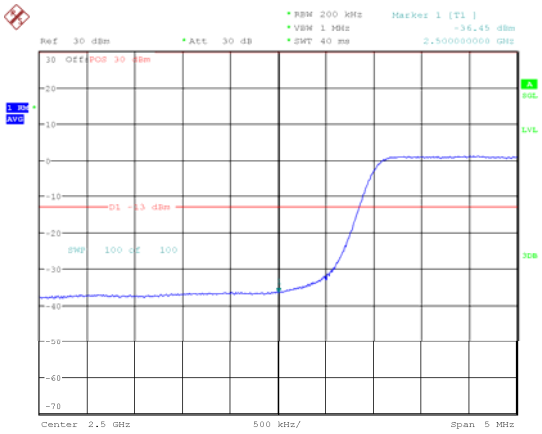	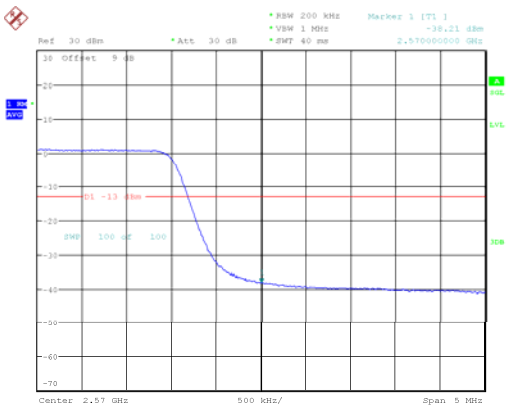

LTE band 12	
LOW BAND EDGE BLOCK-1RB-low_offset	HIGH BAND EDGE BLOCK-1RB-high_offset
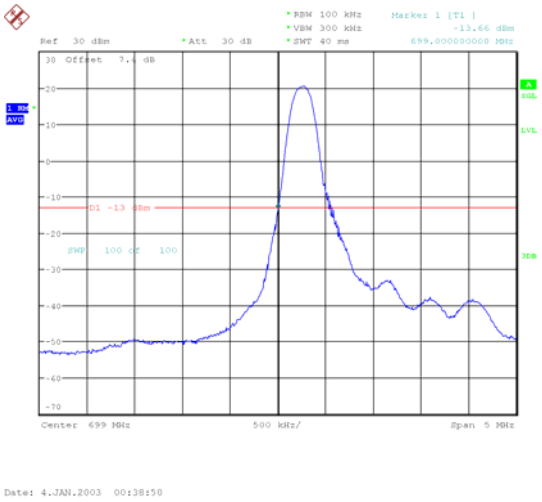	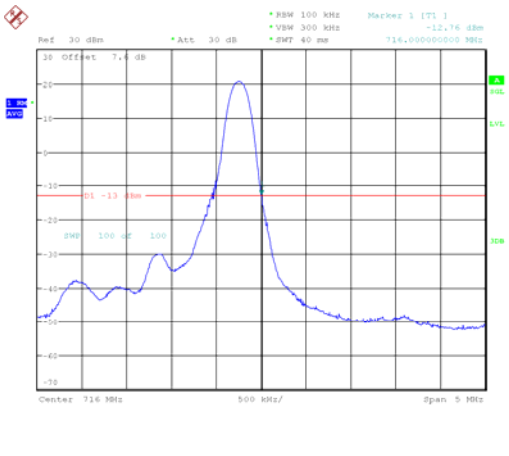
LOW BAND EDGE BLOCK-10MHz-100%RB	HIGH BAND EDGE BLOCK-10MHz-100%RB
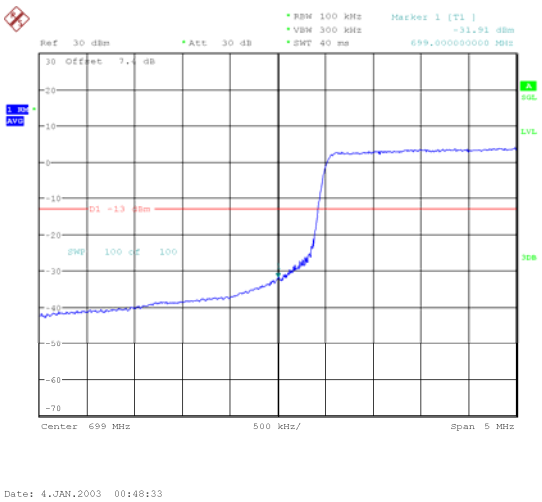	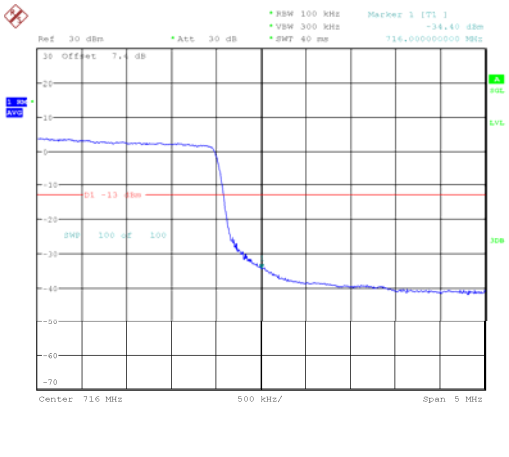

LTE band 13	
LOW BAND EDGE BLOCK-1RB-low_offset	HIGH BAND EDGE BLOCK-1RB- low _offset
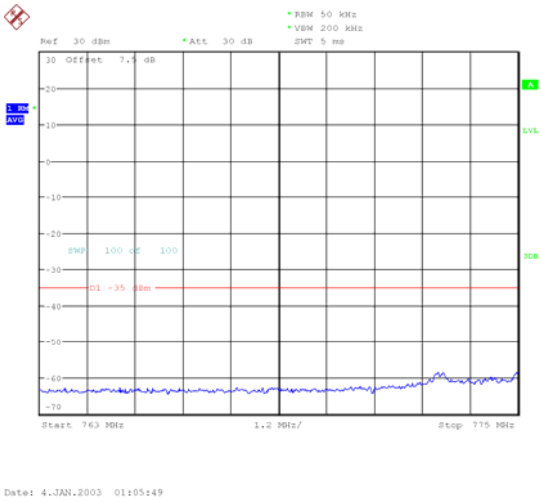	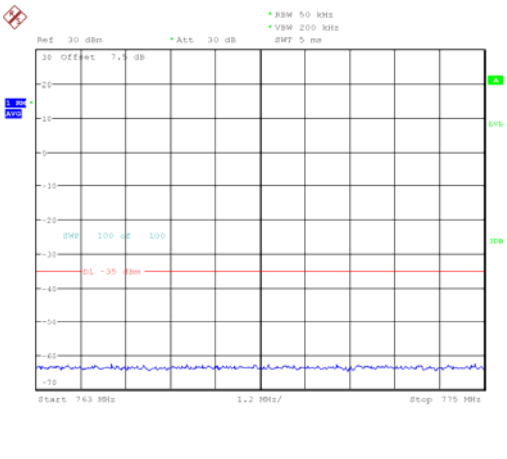
LOW BAND EDGE BLOCK-1RB- high _offset	HIGH BAND EDGE BLOCK-1RB-high_offset
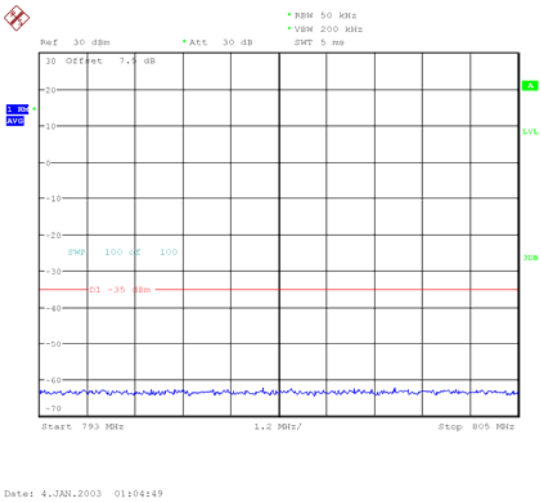	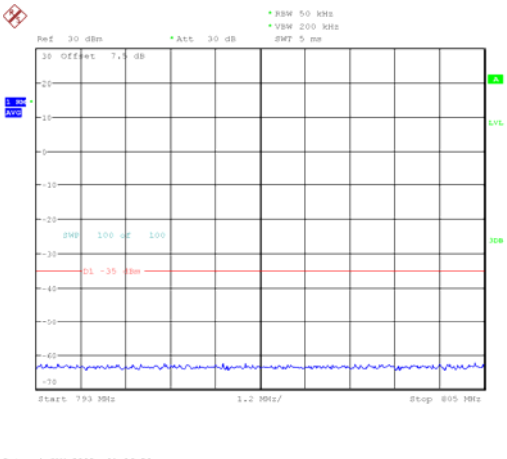
LOW BAND EDGE BLOCK-1RB-low_offset	HIGH BAND EDGE BLOCK-1RB-high_offset
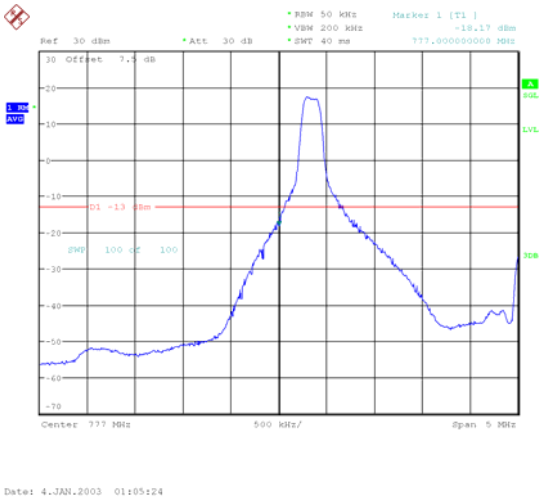	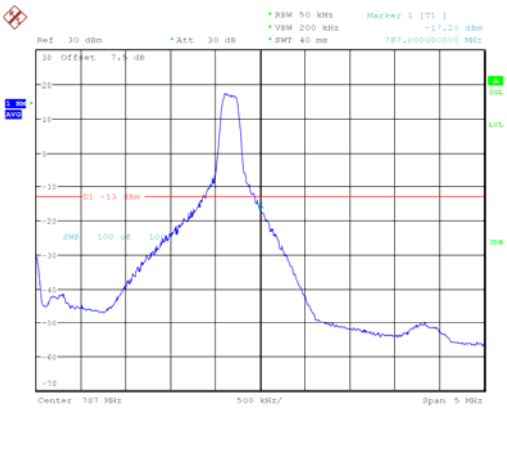

LOW BAND EDGE BLOCK-10MHz-100%RB	HIGH BAND EDGE BLOCK-10MHz-100%RB
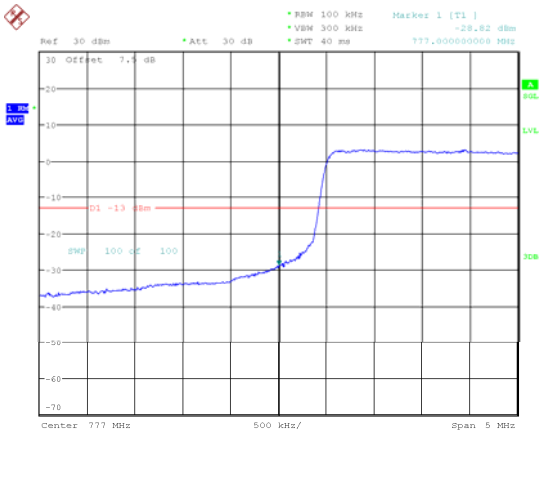	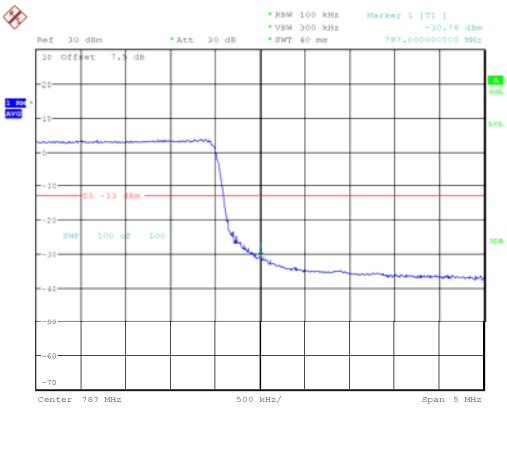

LTE band 17	
LOW BAND EDGE BLOCK-1RB-low_offset	HIGH BAND EDGE BLOCK-1RB-high_offset
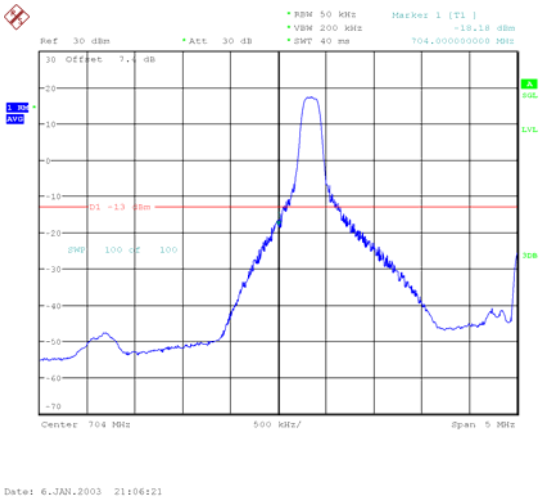	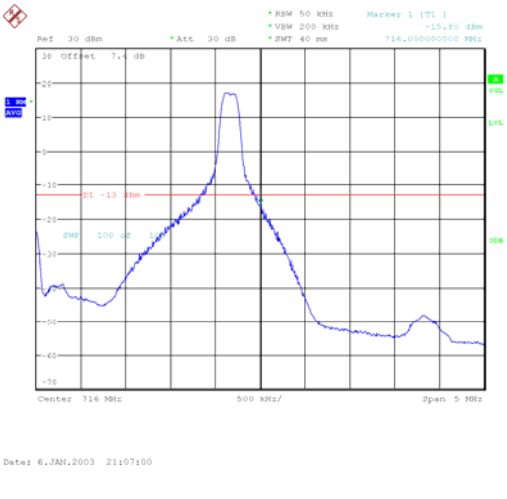
LOW BAND EDGE BLOCK-10MHz-100%RB	HIGH BAND EDGE BLOCK-10MHz-100%RB
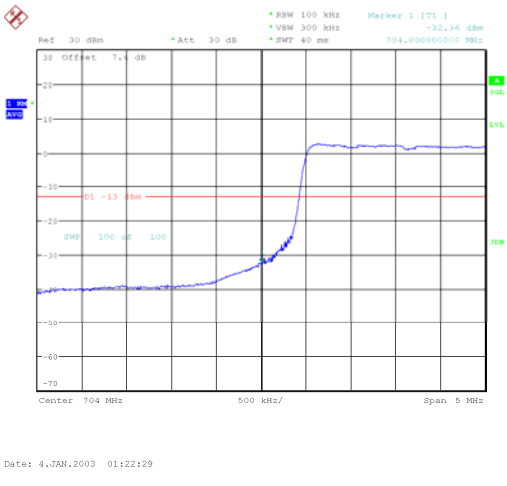	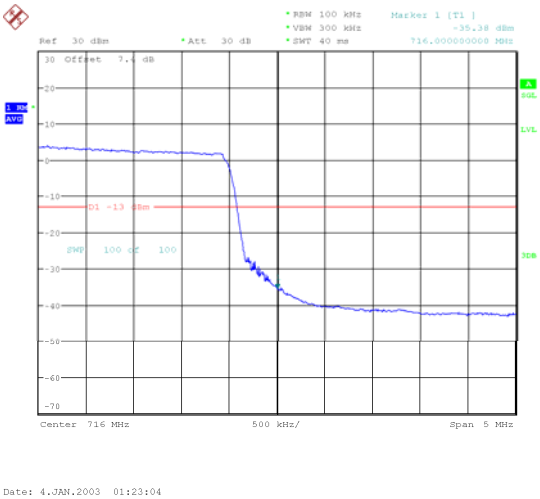

LTE band 25	
LOW BAND EDGE BLOCK-1RB-low_offset	HIGH BAND EDGE BLOCK-1RB-high_offset
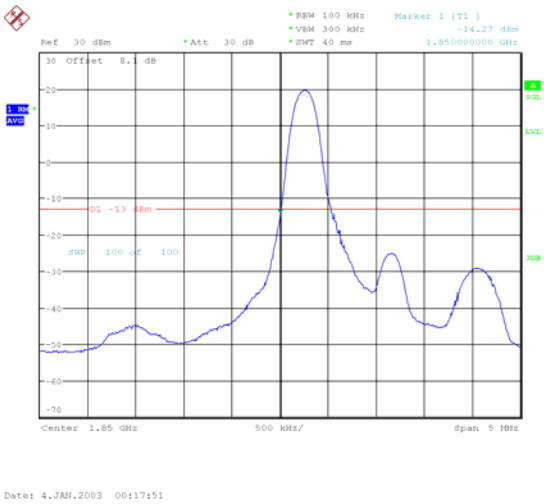	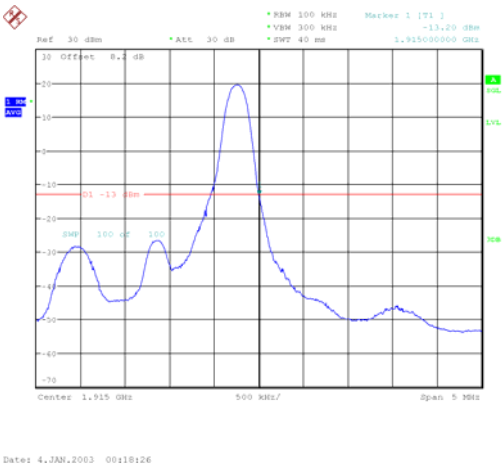
LOW BAND EDGE BLOCK-20MHz-100%RB	HIGH BAND EDGE BLOCK-20MHz-100%RB
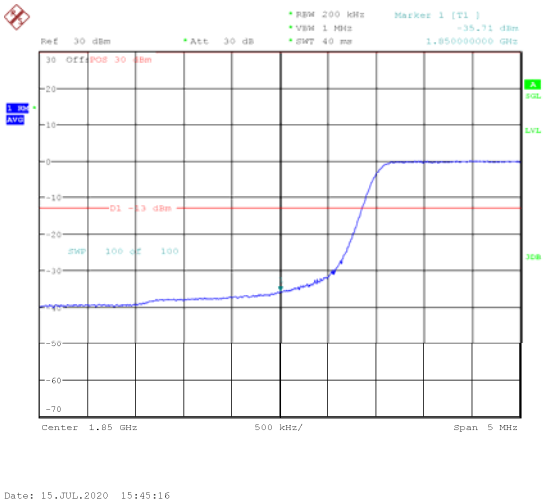	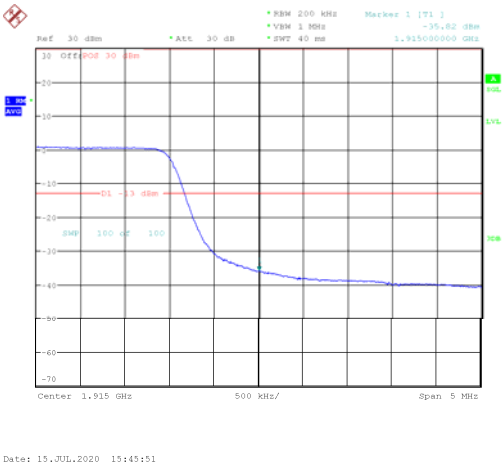

LTE band 26(part22)	
LOW BAND EDGE BLOCK-1RB-low_offset	HIGH BAND EDGE BLOCK-1RB-high_offset
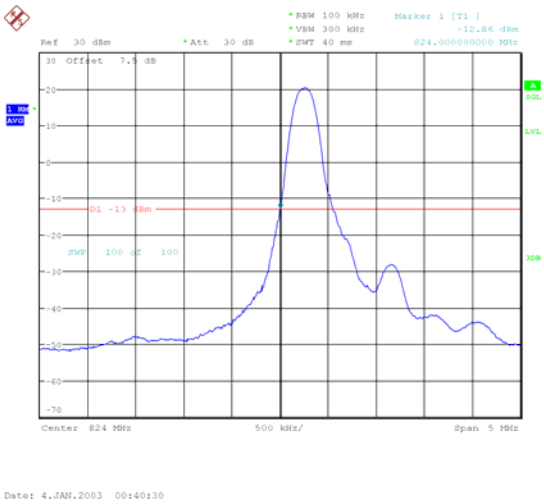	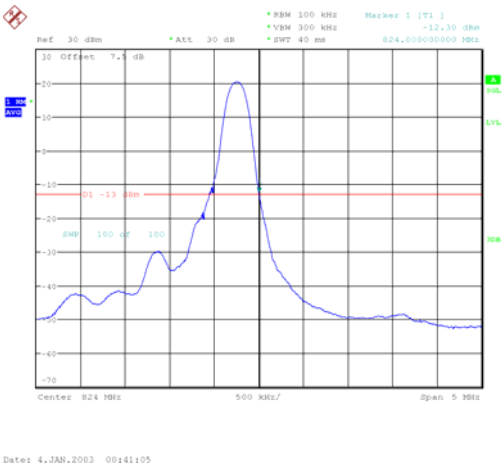
LOW BAND EDGE BLOCK-10MHz-100%RB	HIGH BAND EDGE BLOCK-10MHz-100%RB
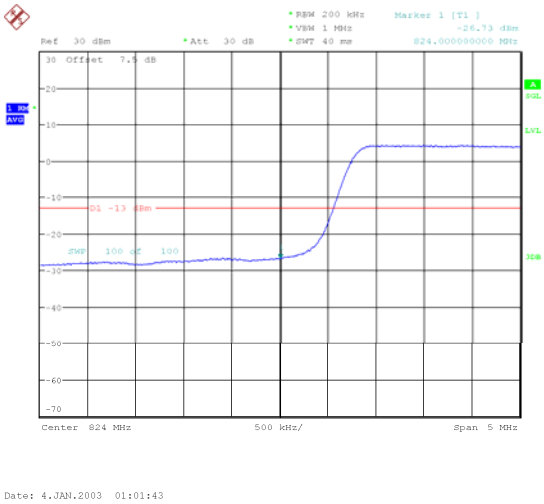	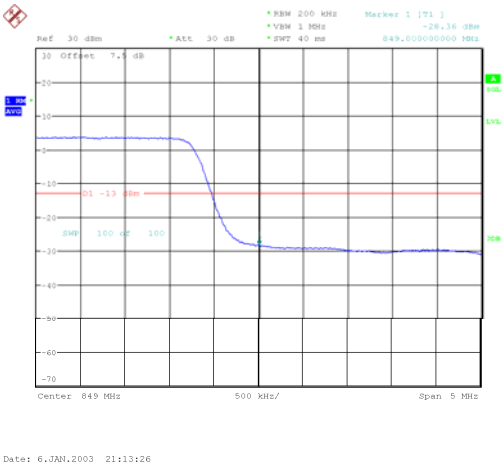

LTE band 26(part90)	
LOW BAND EDGE BLOCK-1RB-low_offset	HIGH BAND EDGE BLOCK-1RB-high_offset
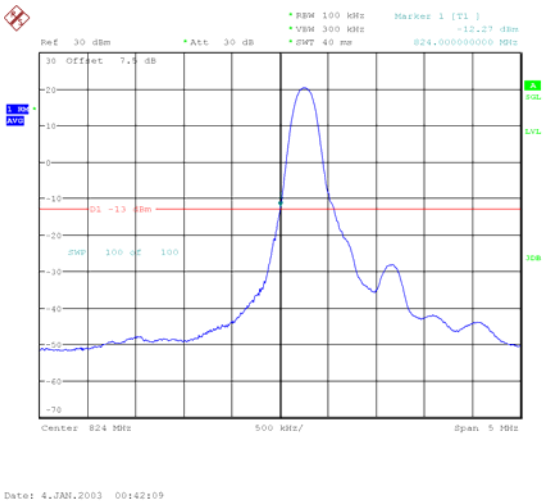	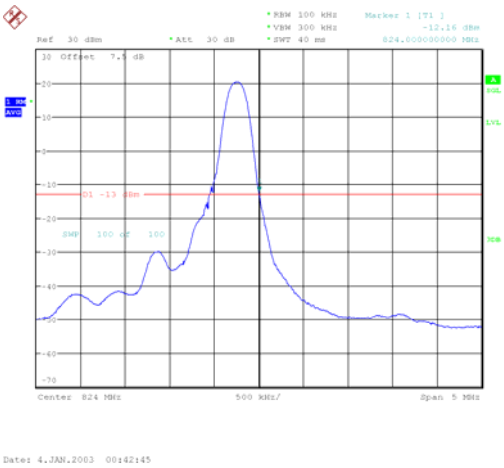
LOW BAND EDGE BLOCK-10MHz-100%RB	HIGH BAND EDGE BLOCK-10MHz-100%RB
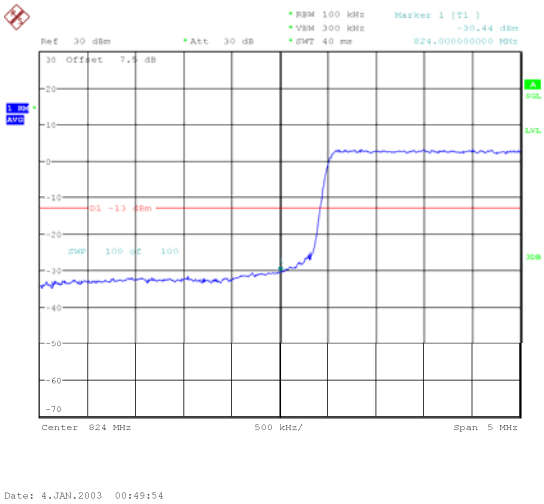	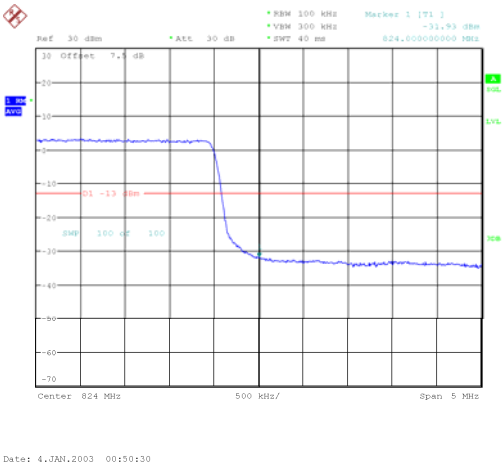

LTE band 40(lower)	
LOW BAND EDGE BLOCK-1RB-low_offset	HIGH BAND EDGE BLOCK-1RB-high_offset
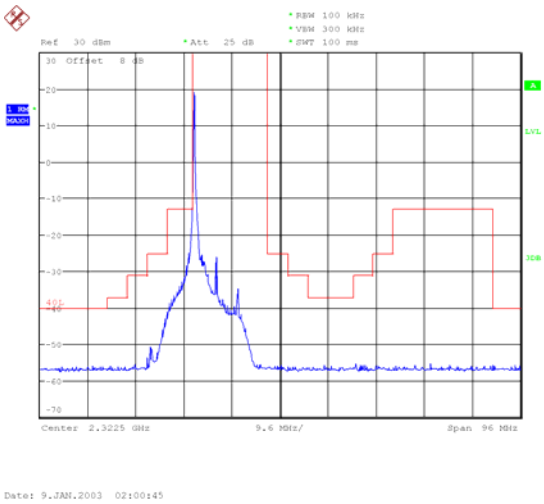	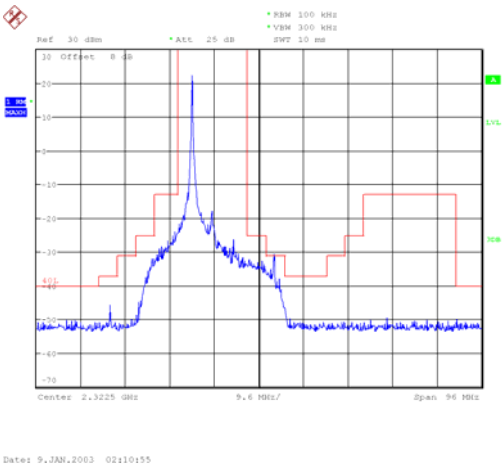
LOW BAND EDGE BLOCK-10MHz-100%RB	HIGH BAND EDGE BLOCK-10MHz-100%RB
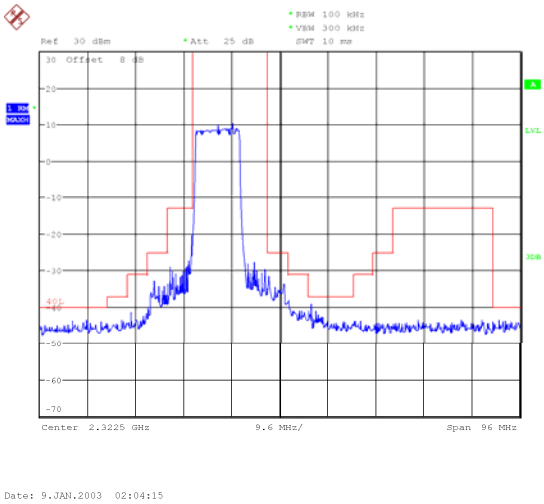	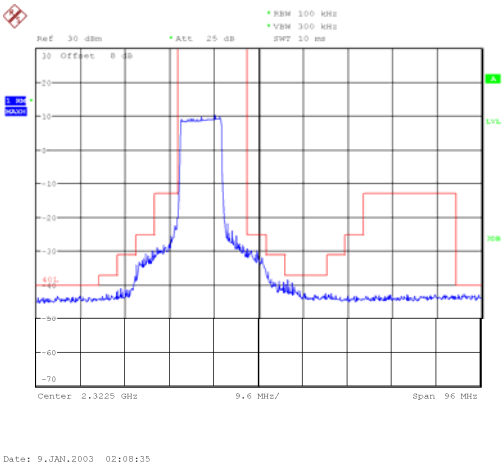

LTE band 40(upper)	
LOW BAND EDGE BLOCK-1RB-low_offset	HIGH BAND EDGE BLOCK-1RB-high_offset
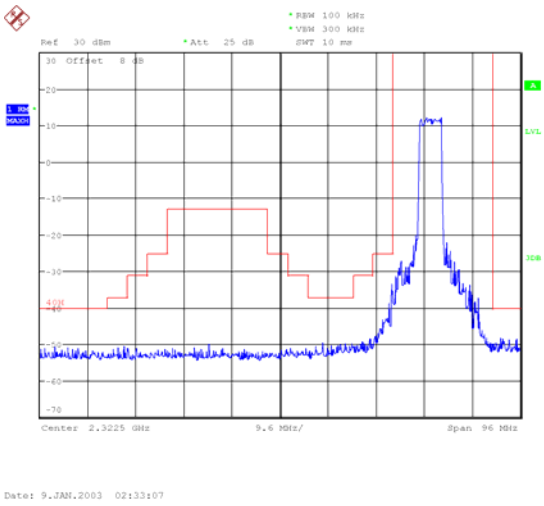	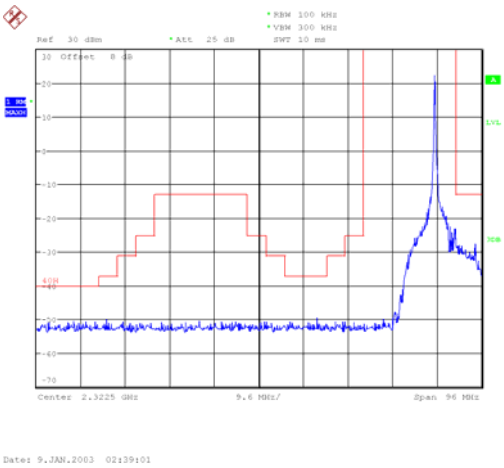
LOW BAND EDGE BLOCK-10MHz-100%RB	HIGH BAND EDGE BLOCK-10MHz-100%RB
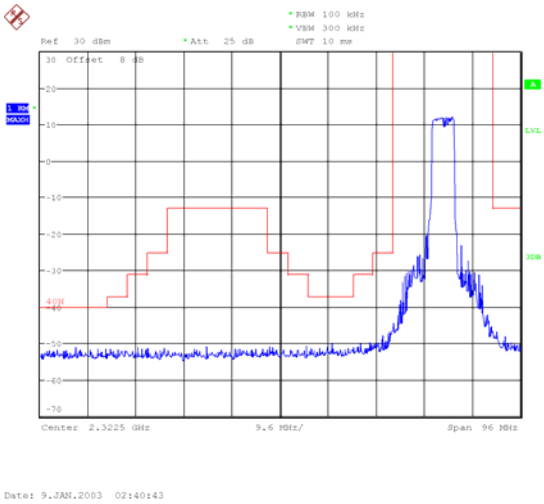	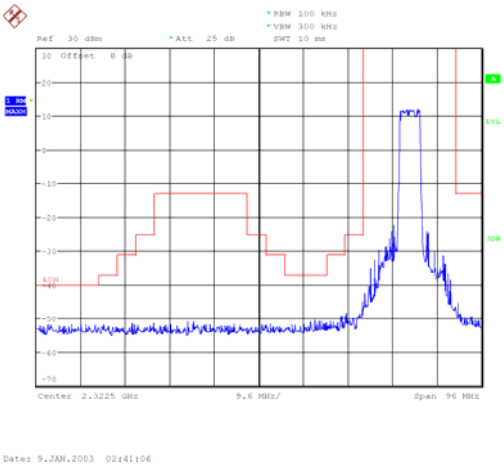

LTE band 41	
LOW BAND EDGE BLOCK-1RB- low _offset	LOW BAND EDGE BLOCK-1RB- low _offset
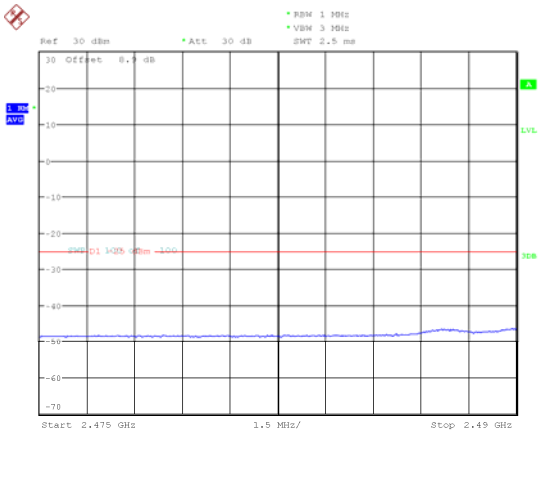	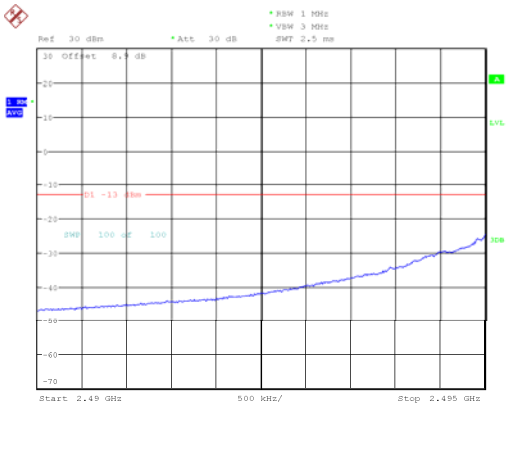
LOW BAND EDGE BLOCK-1RB- low _offset	LOW BAND EDGE BLOCK-1RB- low _offset
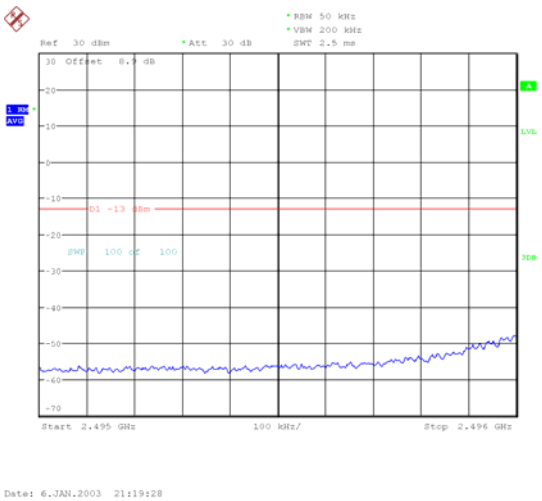	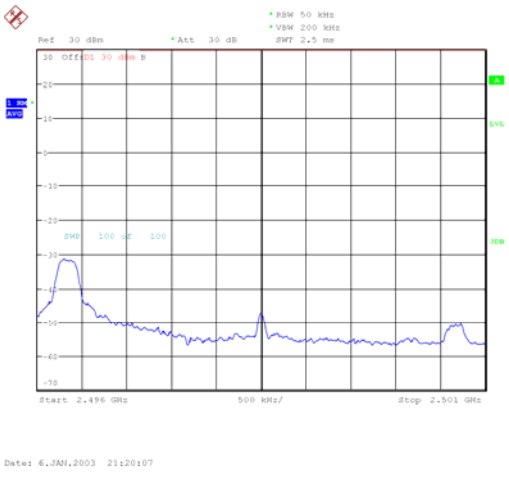
HIGH BAND EDGE BLOCK-1RB- high _offset	HIGH BAND EDGE BLOCK-1RB-high_offset
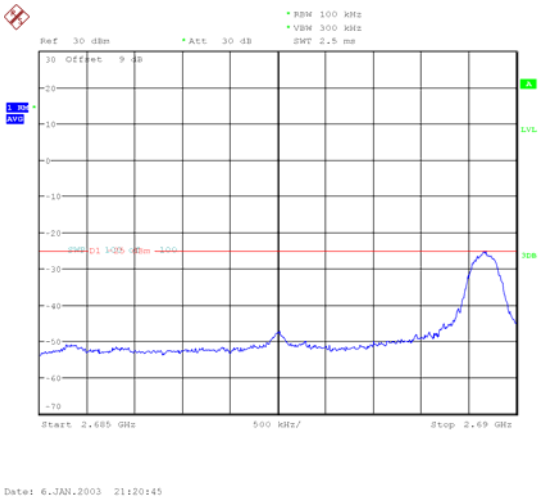	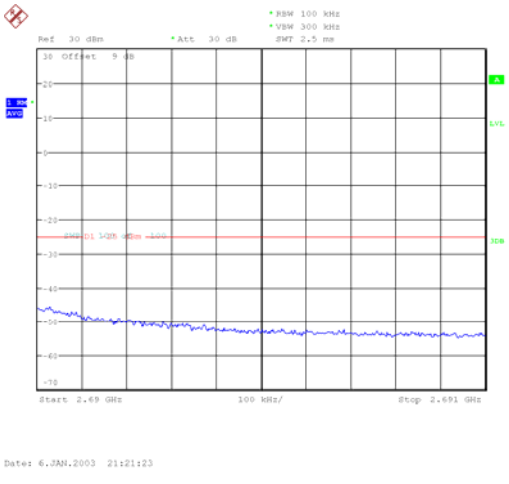

HIGH BAND EDGE BLOCK-1RB-high_offset	HIGH BAND EDGE BLOCK-1RB- low _offset
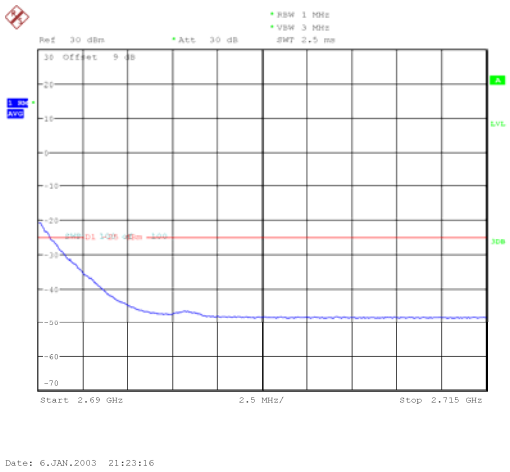	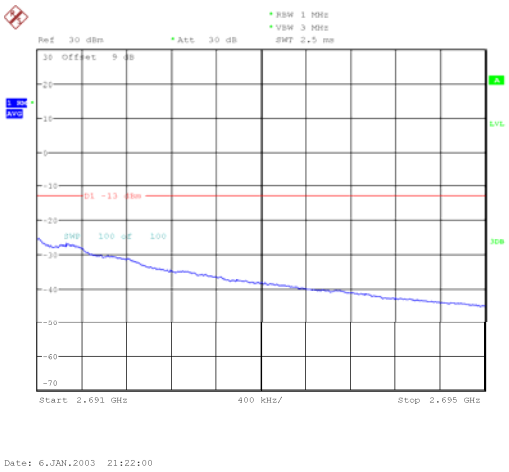
HIGH BAND EDGE BLOCK-1RB-high_offset	LOW BAND EDGE BLOCK-20MHz-100%RB
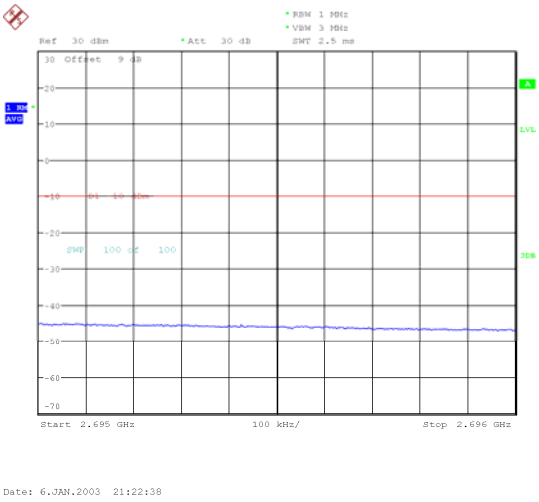	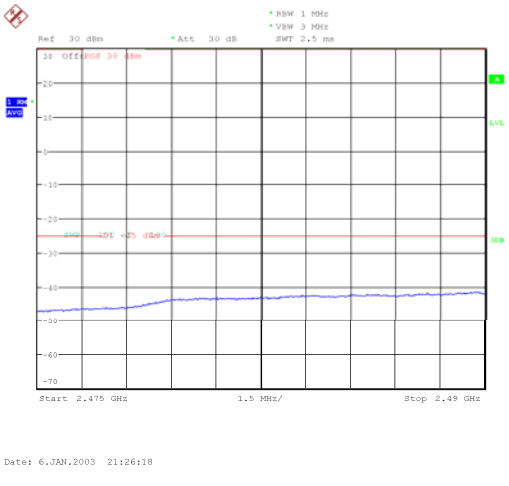
LOW BAND EDGE BLOCK-20MHz-100%RB	LOW BAND EDGE BLOCK-20MHz-100%RB
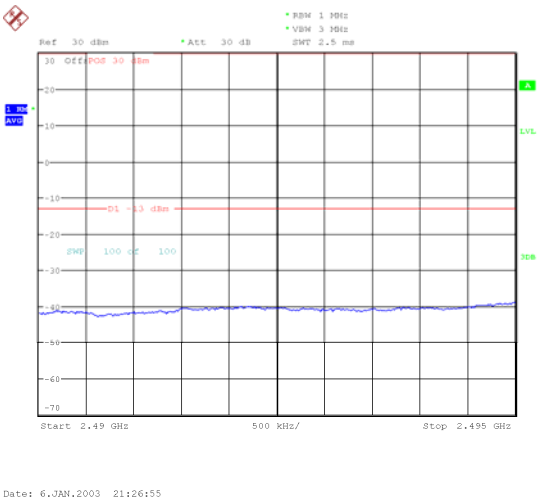	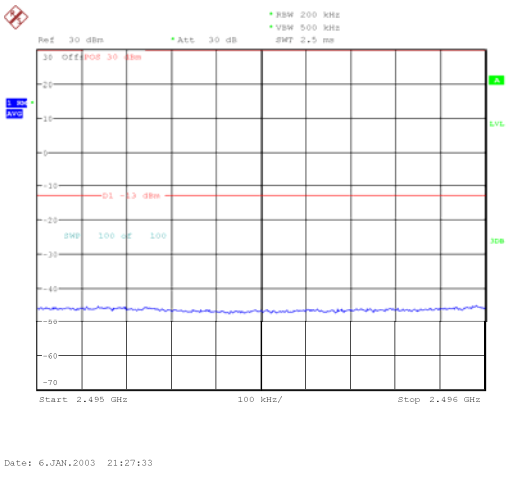
LOW BAND EDGE BLOCK-20MHz-100%RB	HIGH BAND EDGE BLOCK-20MHz-100%RB

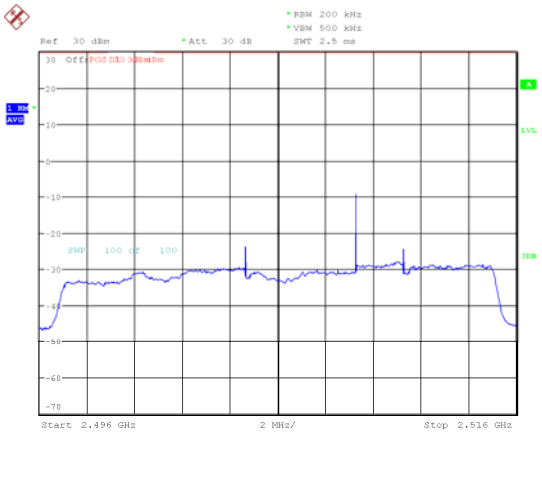

HIGH BAND EDGE BLOCK-20MHz-100%RB

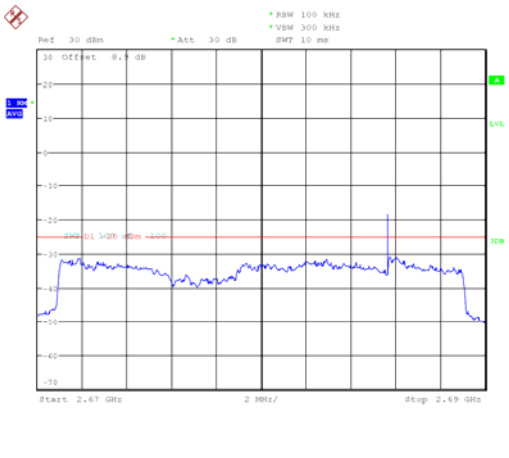

HIGH BAND EDGE BLOCK-20MHz-100%RB

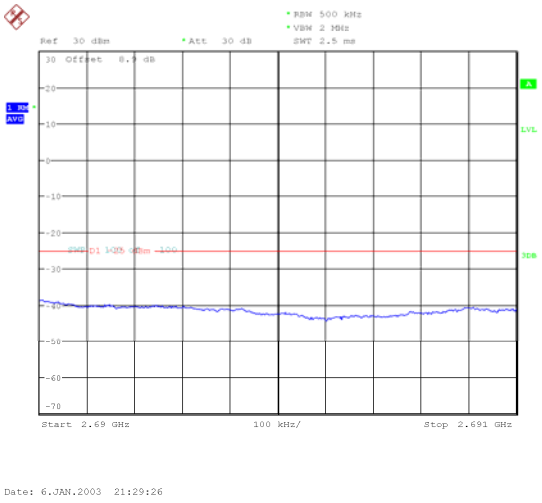

HIGH BAND EDGE BLOCK-20MHz-100%RB

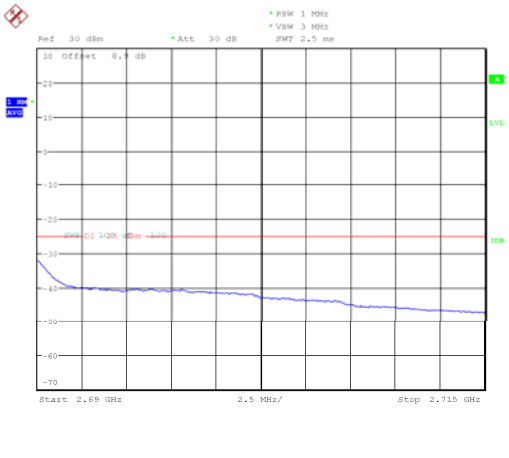

HIGH BAND EDGE BLOCK-20MHz-100%RB

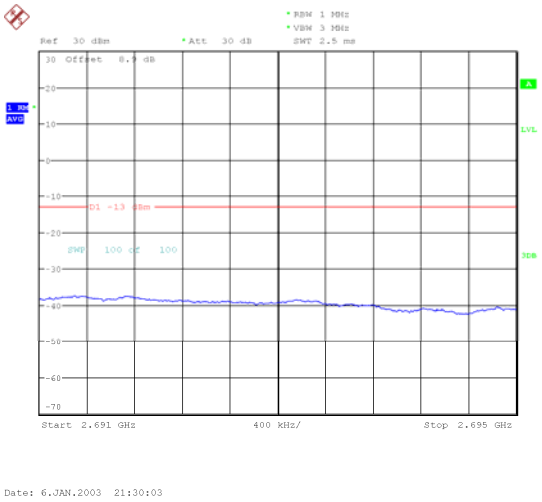

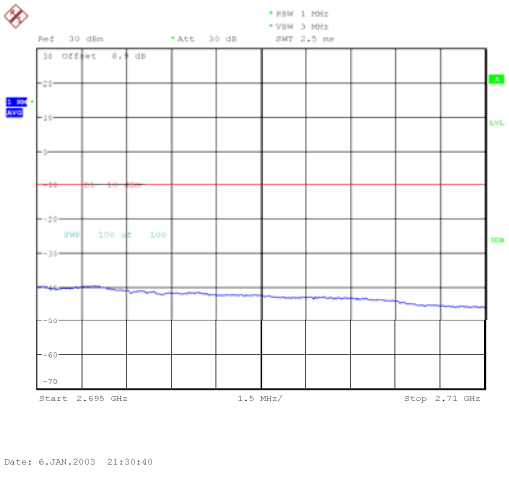

LTE Band 66

LOW BAND EDGE BLOCK-1RB-low_offset	HIGH BAND EDGE BLOCK-1RB-high_offset

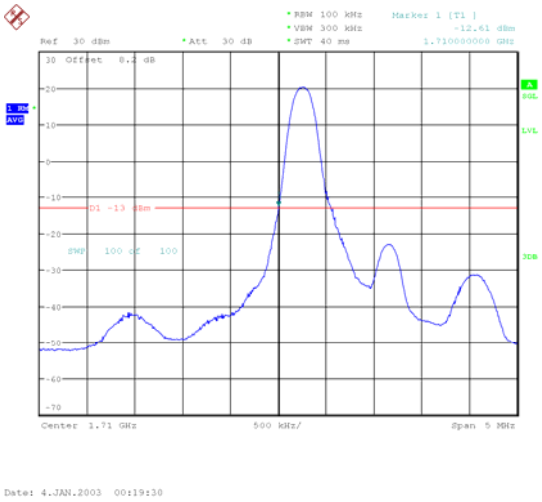

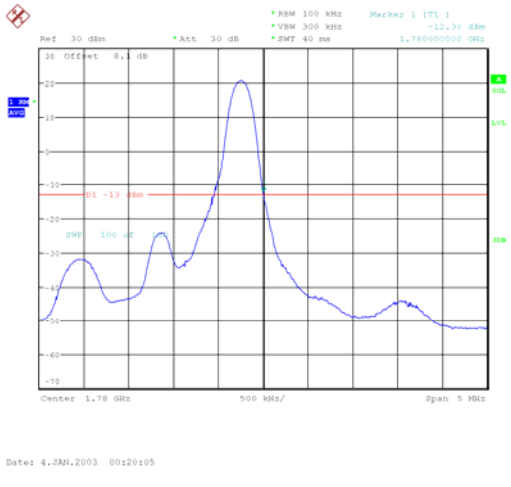

LOW BAND EDGE BLOCK-20MHz-100%RB	HIGH BAND EDGE BLOCK-20MHz-100%RB

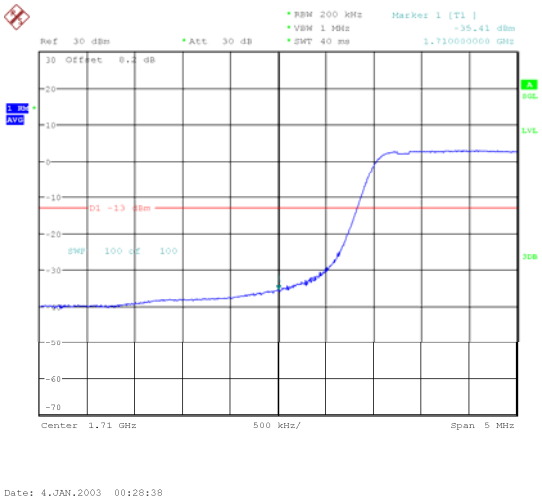

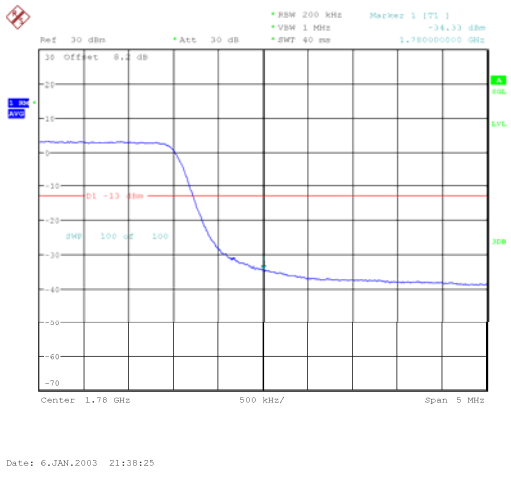

ANNEX A.7. CONDUCTED SPURIOUS EMISSION

Reference

FCC: CFR Part 22.917(b),24.238(a), 27.53(g),27.53(h), 27.53(m)

A.7.1 Measurement Method

The following steps outline the procedure used to measure the conducted emissions from the EUT.

1. Determine frequency range for measurements: From CFR 2.1057 the spectrum should be investigated from the lowest radio frequency generated in the equipment up to at least the 10th harmonic of the carrier frequency. For the mobile station equipment tested, this equates to a frequency range of 13 MHz to 9 GHz, data taken from 10 MHz to 25 GHz.
2. Determine EUT transmit frequencies: below outlines the band edge frequencies pertinent to conducted emissions testing.
3. The number of sweep points of spectrum analyzer is set to 30001 which is greater than span/RBW.

A. 7.2 Measurement Limit

Part 22.917(b),24.238(a), 27.53(g),27.53(h), 27.53(m) specify that the power of any emission outside of the authorized operating frequency ranges must be attenuated below the transmitting power (P) by a factor of at least 43 + 10 log(P) dB.

The specification that emissions shall be attenuated below the transmitter power (P) by at least 43 + 10 log (P) dB, translates in the relevant power range (1 to 0.001 W) to -13 dBm. At 1 W the specified minimum attenuation becomes 43 dB and relative to a 30 dBm (1 W) carrier becomes a limit of -13 dBm. At 0.001 W (0 dBm) the minimum attenuation is 13 dB, which again yields a limit of -13 dBm. In this way a translation of the specification from relative to absolute terms is carried out.

Part 27.53(m)(4) specifies for mobile digital stations, the attenuation factor shall be not less than 40 + 10 log (P) dB on all frequencies between the channel edge and 5 megahertz from the channel edge, 43 + 10 log (P) dB on all frequencies between 5 megahertz and X megahertz from the channel edge, and 55 + 10 log (P) dB on all frequencies more than X megahertz from the channel edge, where X is the greater of 6 megahertz or the actual emission bandwidth as defined in paragraph (m)(6) of this section. In addition, the attenuation factor shall not be less that 43 + 10 log (P) dB on all frequencies between 2490.5 MHz and 2496 MHz and 55 + 10 log (P) dB at or below 2490.5 MHz. Mobile Satellite Service licensees operating on frequencies below 2495 MHz may also submit a documented interference complaint against BRS licensees operating on channel BRS Channel 1 on the same terms and conditions as adjacent channel BRS or EBS licensees.

A. 7.3 Measurement result

Only worst case result is given below

LTE band 2: 30MHz – 26GHz	LTE band 4: 30MHz – 26GHz
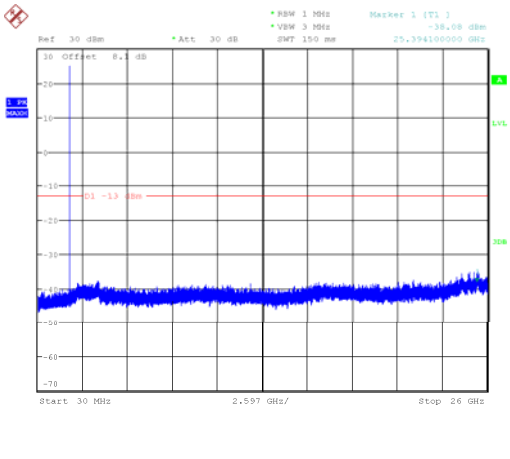	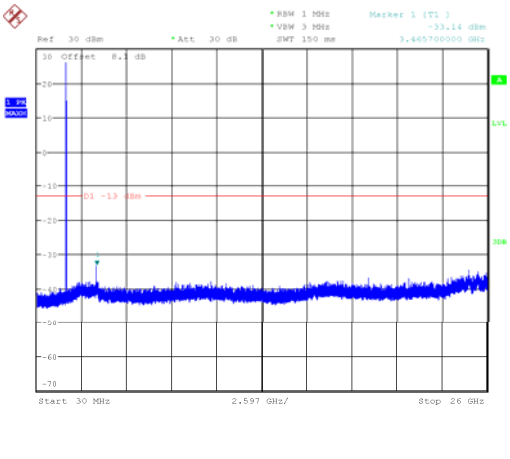
LTE band 5: 30MHz – 26GHz	LTE band 7: 30MHz – 26GHz
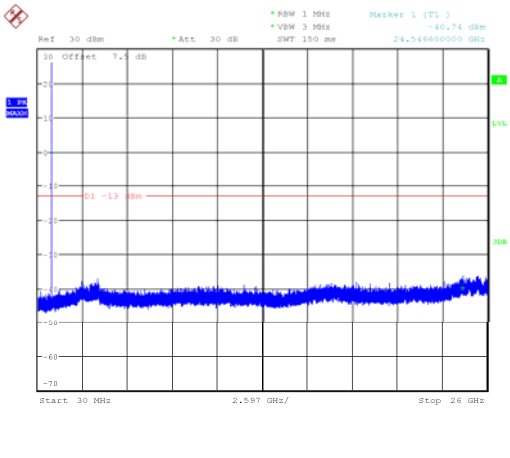	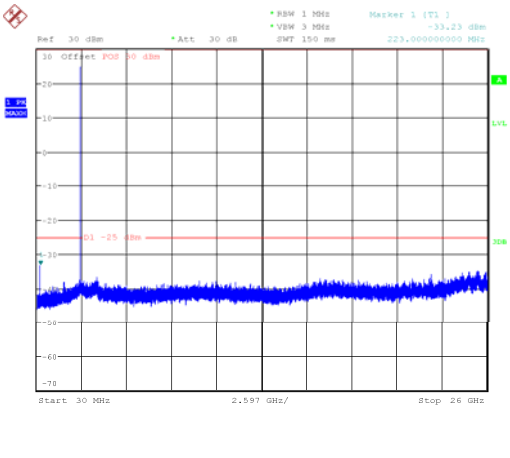
LTE band 12: 30MHz – 26GHz	LTE band 13: 30MHz – 26GHz
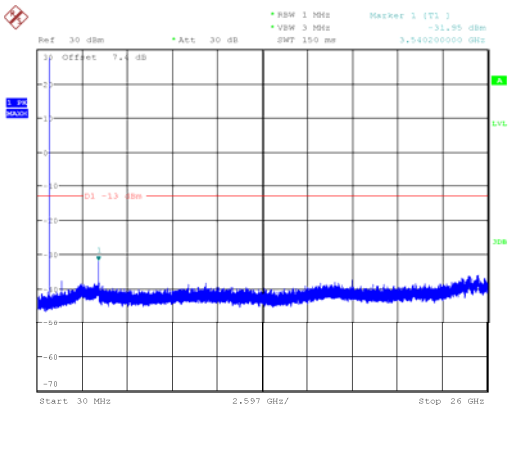	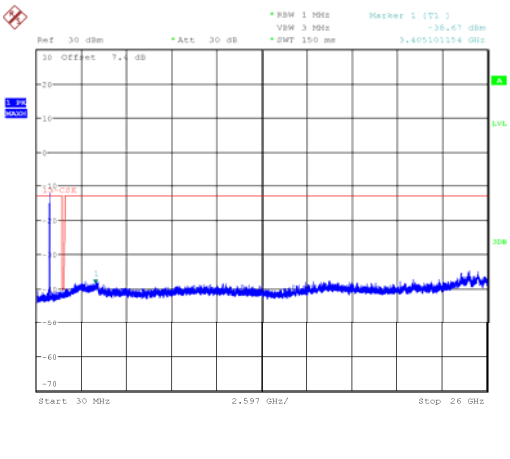

LTE band 17: 30MHz – 26GHz	LTE band 25: 30MHz – 26GHz
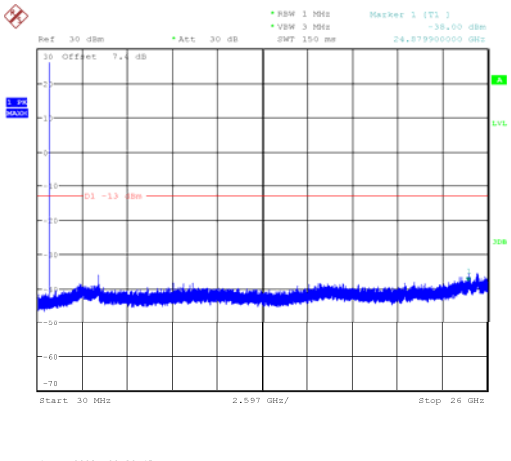	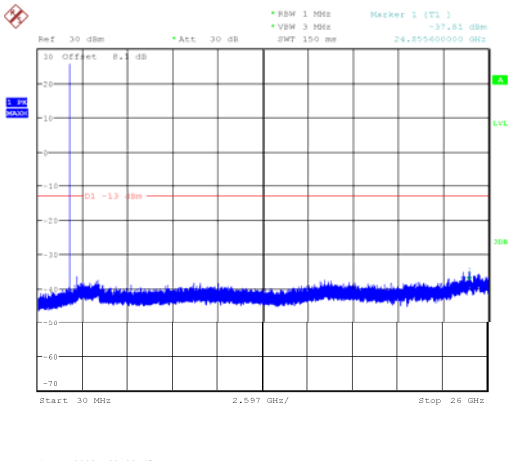
LTE band 26(part22): 30MHz – 26GHz	LTE band 26(part90): 30MHz – 26GHz
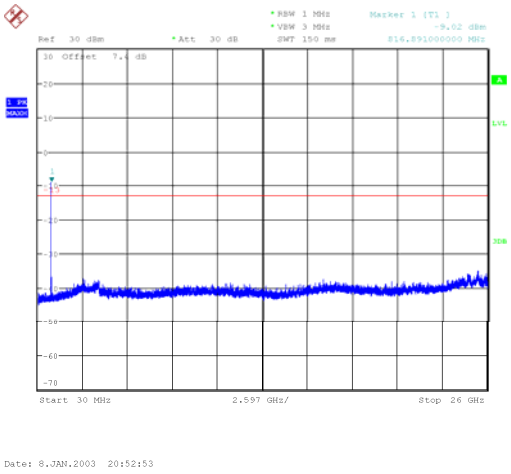	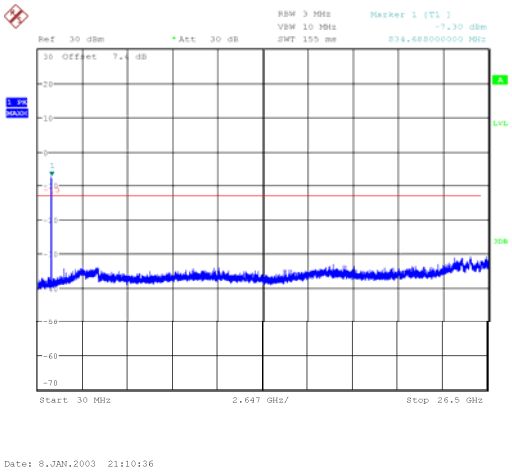
LTE band40(lower): 30MHz – 1GHz	LTE band 40(lower): 1GHz – 26GHz
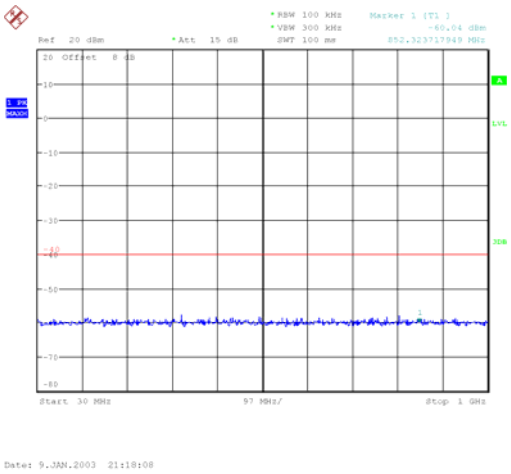	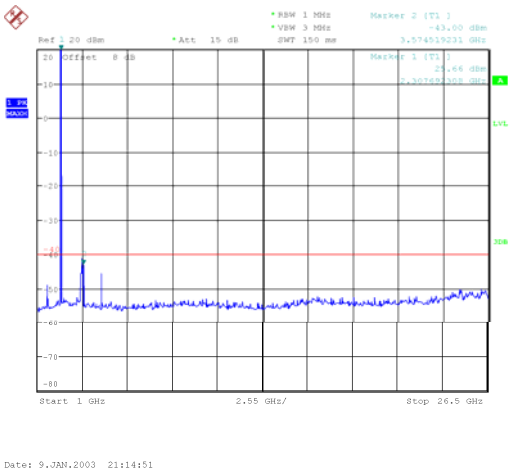

LTE band40(upper): 30MHz – 1GHz	LTE band 40(upper): 1GHz – 26GHz
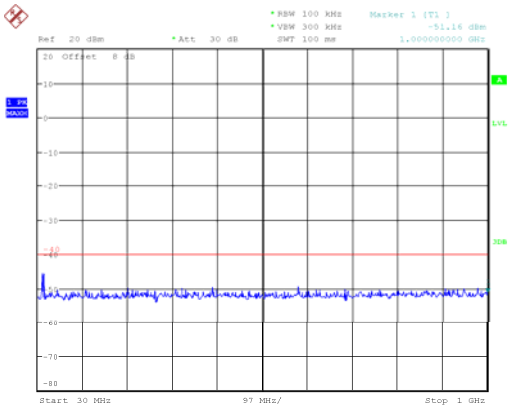	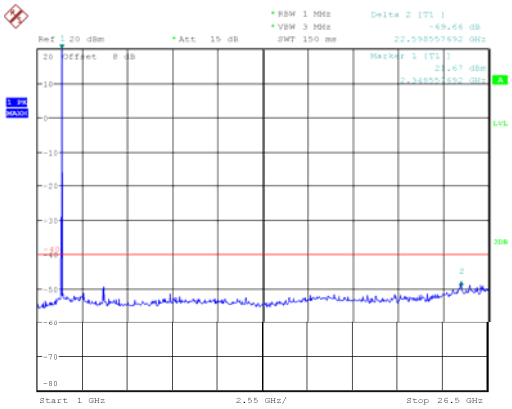
Date: 9.JAN.2003 20:51:25	Date: 9.JAN.2003 20:53:04
LTE band41: 30MHz – 26GHz	**LTE band 66: 30MHz – 26GHz**
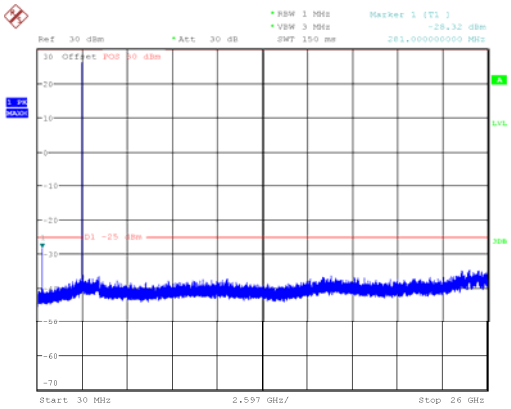	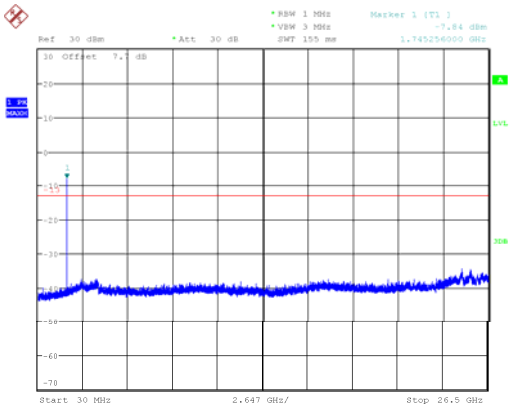
Date: 4.JAN.2003 20:13:53	Date: 8.JAN.2003 21:14:46

ANNEX A.8. PEAK-TO-AVERAGE POWER RATIO

Reference

FCC: CFR Part 24.232 (d), 27.50(a)

The peak-to-average power ratio (PAPR) of the transmitter output power must not exceed 13 dB. The PAPR measurements should be made using either an instrument with complementary cumulative distribution function (CCDF) capabilities to determine that PAPR will not exceed 13 dB for more than 0.1 percent of the time or other Commission approved procedure. The measurement must be performed using a signal corresponding to the highest PAPR expected during periods of continuous transmission.

According to KDB 971168 5.7:

a) Refer to instrument's analyzer instruction manual for details on how to use the power statistics/CCDF function;

b) Set resolution/measurement bandwidth ≥ signal' s occupied bandwidth;

c) Set the number of counts to a value that stabilizes the measured CCDF curve;

d) Set the measurement interval to 1 ms

e) Record the maximum PAPR level associated with a probability of 0.1%

A.8.1 Measurement limit

Not exceed 13 dB

A.8.2 Measurement results

LTE band 2, 20MHz

Frequency(MHz)	PAPR(dB)	
1880.0	QPSK	16QAM
	4.94	6.41

LTE band 4, 20MHz

Frequency(MHz)	PAPR(dB)	
1732.5	QPSK	16QAM
	5.00	6.35

LTE band 5, 10MHz

Frequency(MHz)	PAPR(dB)	
836.5	QPSK	16QAM
	4.94	5.74

LTE band 7, 20MHz

Frequency(MHz)	PAPR(dB)	
2535.0	QPSK	16QAM
	4.97	6.25

LTE band 12, 10MHz

Frequency(MHz)	PAPR(dB)	
707.5	QPSK	16QAM
	5.87	6.60

LTE band 13, 10MHz

Frequency(MHz)	PAPR(dB)

782.0	QPSK	16QAM
	5.45	6.19

LTE band 17,10MHz

Frequency(MHz)	PAPR(dB)	
710.0	QPSK	16QAM
	5.67	6.41

LTE band 25, 20MHz

Frequency(MHz)	PAPR(dB)	
1882.5	QPSK	16QAM
	4.97	6.44

LTE band 26(part22), 15MHz

Frequency(MHz)	PAPR(dB)	
836.5	QPSK	16QAM
	5.00	5.80

LTE band 26(part90), 10MHz

Frequency(MHz)	PAPR(dB)	
819.0	QPSK	16QAM
	5.03	5.83

LTE band 40(lower), 10MHz

Frequency(MHz)	PAPR(dB)	
2310.0	QPSK	16QAM
	8.08	9.64

LTE band 40(upper), 10MHz

Frequency(MHz)	PAPR(dB)	
2355.0	QPSK	16QAM
	8.53	9.49

LTE band 41, 20MHz

Frequency(MHz)	PAPR(dB)	
2595.0	QPSK	16QAM
	9.65	10.80

LTE band 66, 20MHz

Frequency(MHz)	PAPR(dB)	
1745.0	QPSK	16QAM
	4.97	6.35

ANNEX B. Deviations from Prescribed Test Methods

No deviation from Prescribed Test Methods.

ANNEX C. Detailed Test Results

ANNEX C.1. Main Terms

Verdict	Verdict of each test cases.
Test cases	Test cases identification number and description in ETSI EN 300 328 test specification and ETSI specification.

ANNEX C.2. Terms used in Condition column

Tnom	Normal temperature
Tmin	Low temperature
Tmax	High temperature
Vnom	Normal voltage

ANNEX C.3. Terms used in Verdict column

P	Pass, the EUT complies with the essential requirements in the standard.
NM	Not measure, the test was not measured by ECIT.
NA	Not applicable, the test was not applicable.
F	Fail, the EUT does not comply with the essential requirements in the standard.

ANNEX C.4. Terms used in Note column

EUT ID	EUT ID (e.g N01, N02…..) is used to identify the EUT tested used for each test cases as specified in section 3 of this test report.
Lab Code	Lab code is used to identify the subcontracted lab if this test cases is performed in the subcontracted lab.

Subcontracted test lab code: N/A

ANNEX D. Accreditation Certificate

ilac-MRA a2LA

Accredited Laboratory

A2LA has accredited

EAST CHINA INSTITUTE OF TELECOMMUNICATIONS

Shanghai, People's Republic of China

for technical competence in the field of

Electrical Testing

This laboratory is accredited in accordance with the recognized International Standard ISO/IEC 17025:2017 *General requirements for the competence of testing and calibration laboratories*. This accreditation demonstrates technical competence for a defined scope and the operation of a laboratory quality management system (*refer to joint ISO-ILAC-IAF Communiqué dated April 2017*).

Presented this 6th day of May 2019.

Vice President, Accreditation Services
For the Accreditation Council
Certificate Number 3682.01
Valid to February 28, 2021

For the tests to which this accreditation applies, please refer to the laboratory's Electrical Scope of Accreditation.

************END OF REPORT************