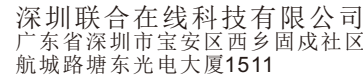


型号: J1



使用说明书

拆卸说明



提示

- ①使用本产品前请仔细阅读说明书，并保留本说明书。
- ②首次使用，请先将本产品充满电。
- ③如果产品长期（超过两周）不充电，使用前请对其充电。

警告

- ①请勿以任何理由拆除或维修改装本产品，否则可能会导致起火，电子击穿甚至彻底损坏本产品。

声明

首先对您使用本公司的产品表示感谢!在使用之前请先阅读此说明书,正确使用此产品。为了更好的服务,本用户手册的内容可能变更。因为产品的性能和功能而发生的变更,将不做另行通知。

产品简介

智能音乐眼镜,本产品是具有立体声音响功能的蓝牙眼镜。
操作简便,美观实用,便于携带。

包装清单



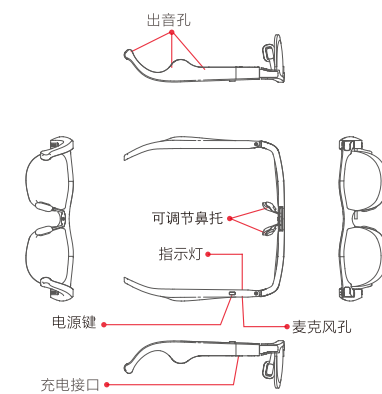
- ❗ 温馨提示 ▶ 本手册所示配件与实物可能有所不同。

产品参数

镜架颜色	黑色
镜片颜色	黑色
镜架材质	尼龙
镜架尺寸	156 - 46 - 152
镜片材质	聚碳酸酯
蓝牙协议	5.0H
充电时间	2H
使用时间	6H
待机时间	180H(蓝牙连接状态)
电池容量	120 mAh
充电电压和电流	DC5V 支持快充, 最大充电电流达 160mA
声道	双喇叭、立体声

- 采用高通蓝牙5.0芯片,兼容主流品牌手机和平板电脑等蓝牙设备。
- 支持 aptX 音频解码技术,达到CD级音质。
- 左右双喇叭,定向播放,真正的立体声音效。

产品组件说明



- ❗ 温馨提示 ▶ 充电时间：2-3个小时
长期不使用时，每2个月对电池至少充电一次

使用说明

	操作	指示音	LED指示
开机	长按按键5秒	正在开机,等待连接,等待配对	持续闪烁
	长按按键5秒	正在关机	持续闪烁3秒
	关闭后长按按键3秒	进入配对	持续闪烁直至蓝灯常亮
配对与连接	关闭后长按按键3秒	清除配对列表	持续闪烁直至蓝灯常亮
	开机后连接手机	LED灯持续闪烁5秒后自动关机	
	开机后连接手机	连接成功,快闪3秒	
待机	连接手机	已连接	2秒快闪一次
	状态	指示音	LED指示
	低电量报警	电量低电量请充电	持续闪烁3秒间隔5秒
充电与报警	低电量充电	正在充电	常亮3秒
	充满中	LED红色灯光常亮	
	充电完成	LED灯自动熄灭	
播放音乐	按键操作	功能	
	单击	音乐播放/暂停	
	双击	下一曲	
通话	单击	接听电话	
	双击	拒接电话	
	三击	回拨最后的联系人	
通话中	单击	结束当前通话,接听第三方电话	
	双击	保持当前通话,接听第三方电话	
语音助手	已连接手机时,在蓝牙状态下,双击按键		

User Manual

Smart Music Glasses

Model: J1



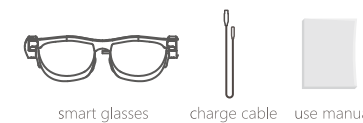
Shenzhen Joint Online Technology Co., Ltd
1-1511,Tangdong photoelectric building,
Hangchen gAvenue, Gushu community,
Xixiang Street, Bao 'an district, Shenzhen
City, Guangdong Province

Disclaimer

First of all, thank you for using our products! Please read this manual before using and use this product correctly. For the better service, changes due to the performance and functionality of the product will be revised without notice.

Open-ear smart audio glasses, this product is a bluetooth speaker with stereo function, easy to operate, stylish and practical, easy to carry.

Packing list



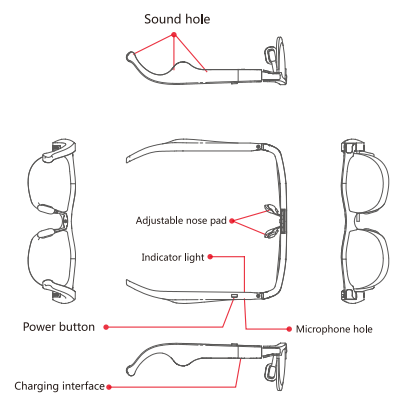
Warm warning: The real accvessories may be different from pictures.

Specification

Color	Black
LENS	Black
Material	Nylon
SIZE	56□16-148
Lens material	Polycarbonate
BT protocol	5.0
Charge time	2h
Work time	6h
Standby time	180h(Bluetooth connection staus)
Battery	120mAh
Charge voltage¤t	DC5V 60mA
Channel	Dual speakers.Stereo

- Apply Qualcomm bluetooth 5.0 chip.
- Support aptx, HD audio decoding technology for CD-quality sound.
- Left and right dual speakers,directional playback, true stereo sound.

Operation instruction



Tips: charge time:2-3 hours
When no use for a long time,need charge for every two months.

Operation instruction

	Operating	Glasses tone	Indicator activity
On/Off	Press button for 5 seconds	Powering up waiting to connect	Continuous flashing
	Hold on for a seconds	Power off	continuous flashing for 3 seconds
	Press and hold the button for 2 seconds during alarm phase	Enter pairing	Pairing until connection is successful
Pairing & Connection	Press and hold the button for 2 seconds during alarm phase	Clear pairing history	Pairing and connection is successful
	Press and hold the button for 2 seconds during alarm phase	LED light will blink red	Pairing and connection is successful
	Press and hold the button for 2 seconds during alarm phase	Connect successfully	Flash red after 5 minutes of connection successful
Status	White power on	connected	Flash once every 2 seconds
	White power on	connected	Flash once every 2 seconds
	White power on	connected	Flash once every 2 seconds
Charging & Alarm	Battery is low	please charge	flashes continuously for 3 seconds and 2 seconds pause
	Low power shutdown	Shutting down	With light for one second
	Charging	LED red light with on	
Button operated	Charging completed	LED lights go out automatically	
	Charging completed	LED lights go out automatically	
	Charging completed	LED lights go out automatically	
Play music	Press once	Play/Resume	
	Double-press	Stop/Fast forward	
	Triple-press	Stop/Fast backward	
Call function	Press once	Answer a call	
	Double-press	End a call	
	Triple-press	Call back the last number	
During the call	Press once	Answer a second incoming call and end the current call	
	Double-press	Answer a second incoming call and put the current call on hold	
	Double-press	Answer a second incoming call and put the current call on hold	
Voice assistant	Double-press while the phone is connected and in Bluetooth standby status		

WARNING: Only use attachments/accessories specified or provided by the manufacturer (such as the exclusive supply adapter, battery etc).

CAUTION for service personnel: Danger of explosion if battery is incorrectly replaced. Replace only with the same or equivalent type.

1. WARNING: Attention should be drawn to environmental aspects of battery disposal.

2. WARNING: The batteries (battery pack or batteries installed) shall not be exposed to excessive heat such as sunshine, fire or the like.

3. WARNING: The batteries (battery pack or batteries installed) are not intended to be replaced by the USER.

CC Instructions:

This product has been tested and found to comply with the limits for a Class B digital device, pursuant to Part 15 of the FCC Rules. These limits are designed to provide reasonable protection against harmful interference in a residential installation. This product generates, uses and can radiate radio frequency energy and, if not installed and used in accordance with the instructions, may cause harmful interference to radio communications. However, there is no guarantee that interference will not occur in a particular installation. If the product does cause such interference, which has been determined by listening to the radio, the user is encouraged to try to correct the interference by one or more of the following measures:

- Reorient or relocate the receiving antenna.
- Increase the separation between the product and receiver.
- Move the product so it is not on a circuit from that to which the receiver is connected.

Consult the dealer or an experienced radio/TV technician for help.

This device complies with Part 15 of the FCC Rules. Operation is subject to the following two conditions:

- (1) This device may not cause harmful interference, and
- (2) This device must accept any interference received, including interference that may cause undesired operation.

Warning: Changes or modifications not expressly approved by the party responsible for compliance could void the user's authority to operate the product.