Mode	2	
	Band Edge - R	
	2400-2483.5_802.11b_CH06_2437MHz	
ANT	6+7	
Pol.	Horizontal	Fundamental
Peak	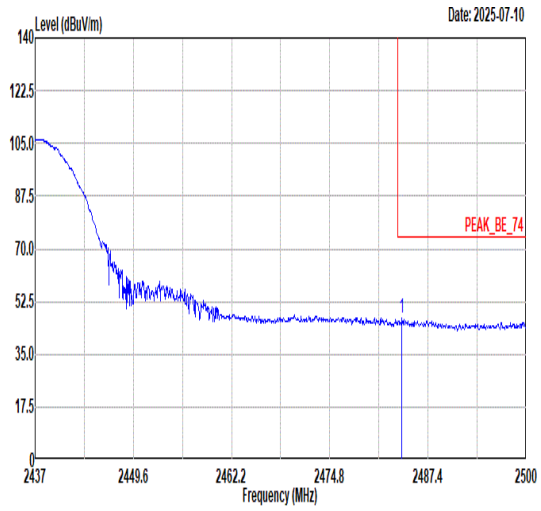 Freq Level Limit Line Margin (dB) Read Level Ant Factor Cable Loss Preamp Factor APos TPos Remark MHz dBuV/m dBuV/m dBuV dB/m dB dB cm deg 1 2484.06 47.16 74.00 -26.84 42.16 30.63 6.98 32.61 121 69 PEAK	Blank
Avg	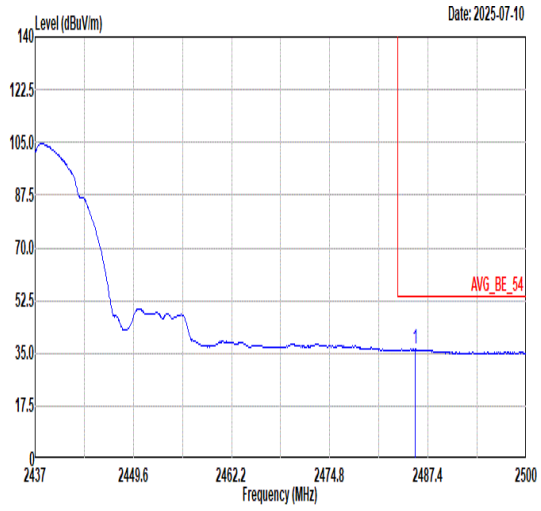 Freq Level Limit Line Margin (dB) Read Level Ant Factor Cable Loss Preamp Factor APos TPos Remark MHz dBuV/m dBuV/m dBuV dB/m dB dB cm deg 1 2485.76 36.34 54.00 -17.66 31.34 30.63 6.98 32.61 121 69 AVERAGE	Blank

Mode	2	
	Band Edge - L	
	2400-2483.5_802.11b_CH06_2437MHz	
ANT	6+7	
Pol.	Vertical	Fundamental
Peak	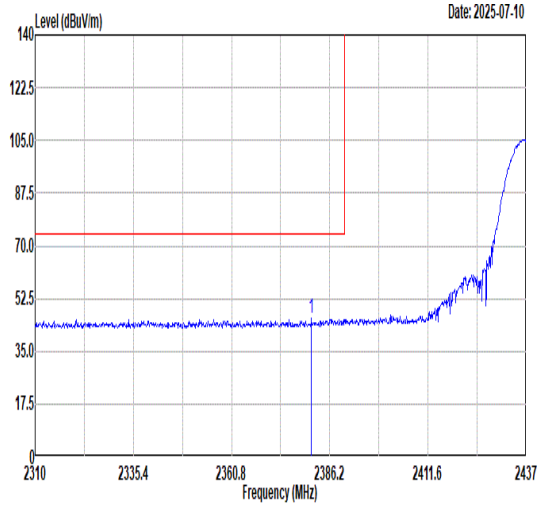 Freq Level Limit Line Margin (dB) Read Level Ant Factor Cable Loss Preamp Factor APos TPos Remark MHz dBuV/m dBuV/m dBuV dB/m dB dB cm deg 1 2381.50 45.84 74.00 -28.16 41.03 30.60 6.86 32.65 348 267 PEAK	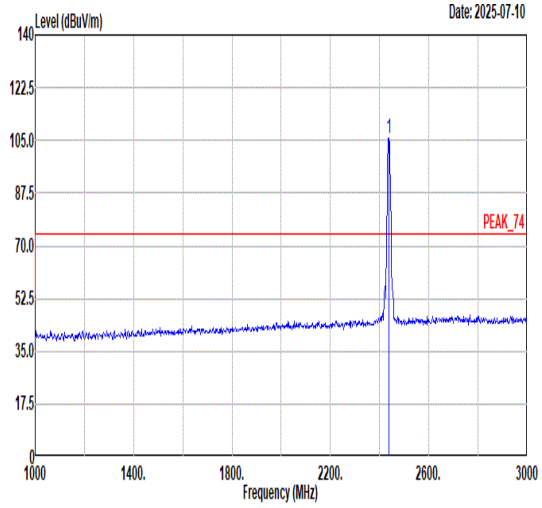 Freq Level Limit Line Margin (dB) Read Level Ant Factor Cable Loss Preamp Factor APos TPos Remark MHz dBuV/m dBuV/m dBuV dB/m dB dB cm deg 1 2437.00 105.91 ------ ------ 100.95 30.67 6.92 32.63 348 267 PEAK
Avg	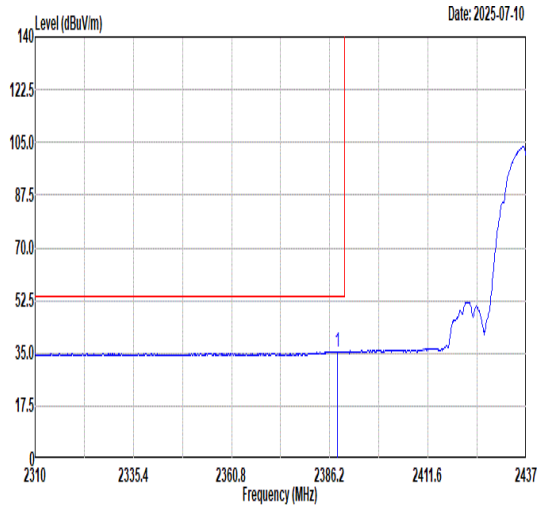 Freq Level Limit Line Margin (dB) Read Level Ant Factor Cable Loss Preamp Factor APos TPos Remark MHz dBuV/m dBuV/m dBuV dB/m dB dB cm deg 1 2388.11 35.62 54.00 -18.38 30.80 30.60 6.86 32.64 348 267 AVERAGE	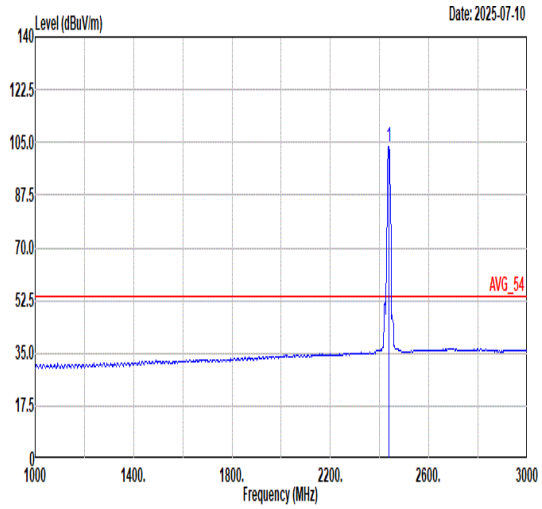 Freq Level Limit Line Margin (dB) Read Level Ant Factor Cable Loss Preamp Factor APos TPos Remark MHz dBuV/m dBuV/m dBuV dB/m dB dB cm deg 1 2437.00 103.48 ------ ------ 98.52 30.67 6.92 32.63 348 267 AVERAGE

Mode	2	
	Band Edge - R	
	2400-2483.5_802.11b_CH06_2437MHz	
ANT	6+7	
Pol.	Vertical	Fundamental
Peak	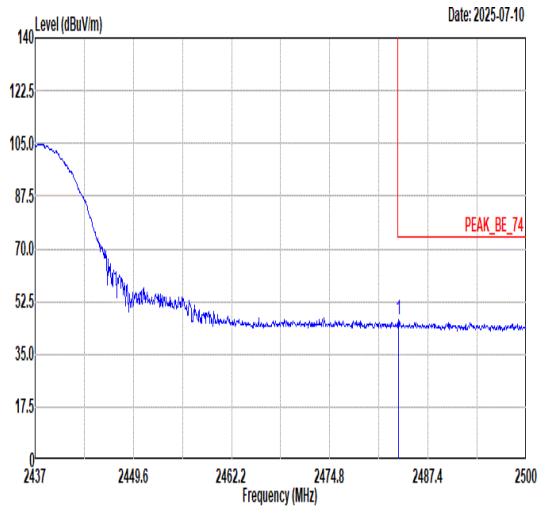 Freq Level Limit Line Margin (dB) Read Level Ant Factor Cable Loss Preamp Factor APos TPos Remark MHz dBuV/m dBuV/m dBuV dB/m dB dB cm deg 1 2483.62 46.57 74.00 -27.43 41.57 30.63 6.98 32.61 348 267 PEAK	Blank
Avg	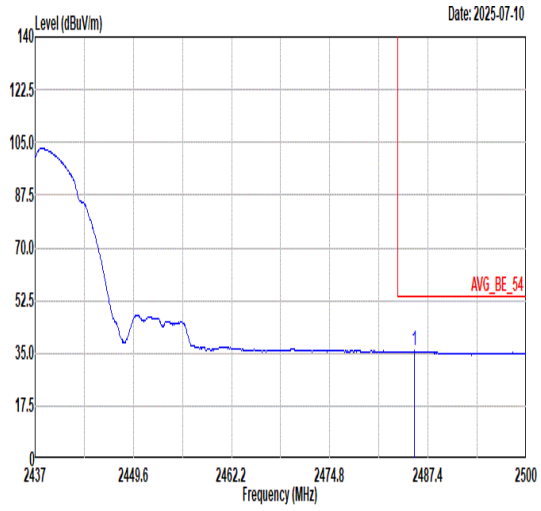 Freq Level Limit Line Margin (dB) Read Level Ant Factor Cable Loss Preamp Factor APos TPos Remark MHz dBuV/m dBuV/m dBuV dB/m dB dB cm deg 1 2485.64 35.71 54.00 -18.29 30.71 30.63 6.98 32.61 348 267 AVERAGE	Blank

Mode	2	
	Harmonic	
	2400-2483.5_802.11b_CH06_2437MHz	
ANT	6+7	
Pol.	Horizontal	Vertical
Peak Avg	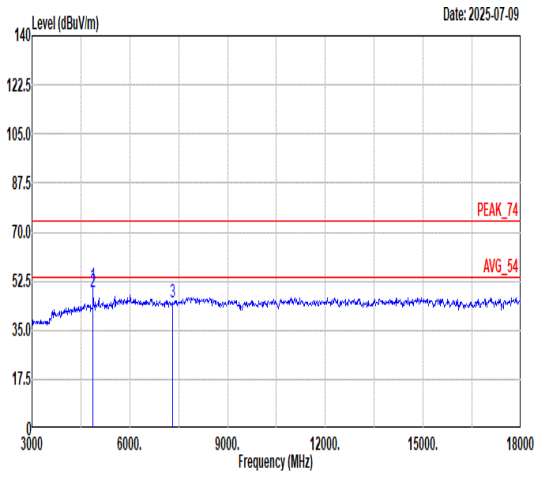 Freq Level Limit Line Margin Read Level Ant Factor Cable Loss Preamp Factor APos TPos Remark MHz dBuV/m dBuV/m dB dBuV dB/m dB dB cm deg 1 4874.00 50.46 74.00 -23.54 57.46 35.35 10.27 52.62 150 11 Peak 2 4874.00 48.44 54.00 -5.56 55.44 35.35 10.27 52.62 150 11 Average 3 7311.00 45.14 74.00 -28.86 48.77 36.58 12.01 52.22 --- --- Peak	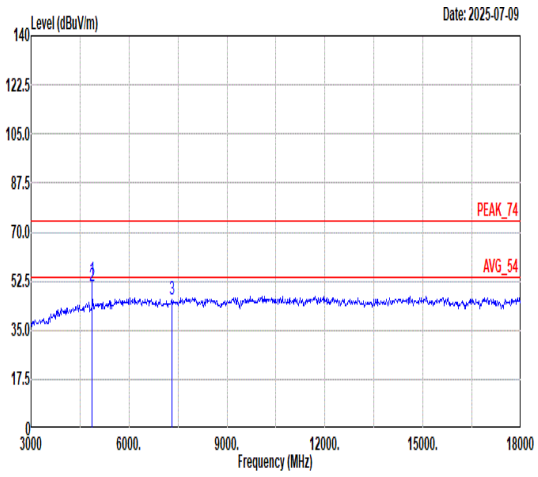 Freq Level Limit Line Margin Read Level Ant Factor Cable Loss Preamp Factor APos TPos Remark MHz dBuV/m dBuV/m dB dBuV dB/m dB dB cm deg 1 4874.00 52.76 74.00 -21.24 59.76 35.35 10.27 52.62 145 335 Peak 2 4874.00 50.46 54.00 -3.54 57.46 35.35 10.27 52.62 145 335 Average 3 7311.00 45.74 74.00 -28.26 49.37 36.58 12.01 52.22 --- --- Peak

Mode	3	
	Band Edge	
	2400-2483.5_802.11b_CH11_2462MHz	
ANT	6+7	
Pol.	Horizontal	Fundamental
Peak	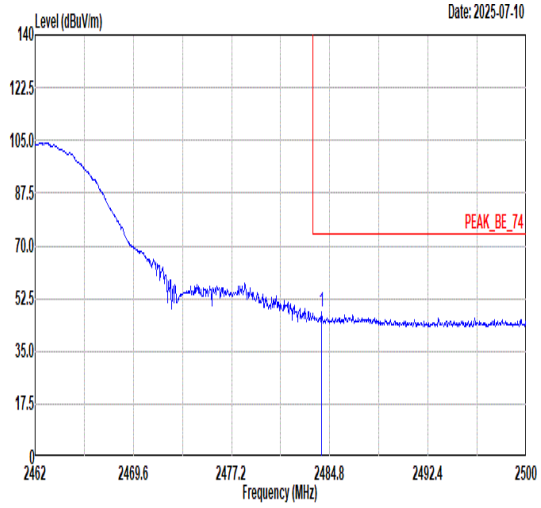 Freq Level Limit Line Margin (dB) Read Level Ant Factor Cable Loss Preamp Factor APos TPos Remark MHz dBuV/m dBuV/m dBuV dB/m dB dB cm deg 1 2484.19 47.99 74.00 -26.01 42.99 30.63 6.98 32.61 122 100 PEAK	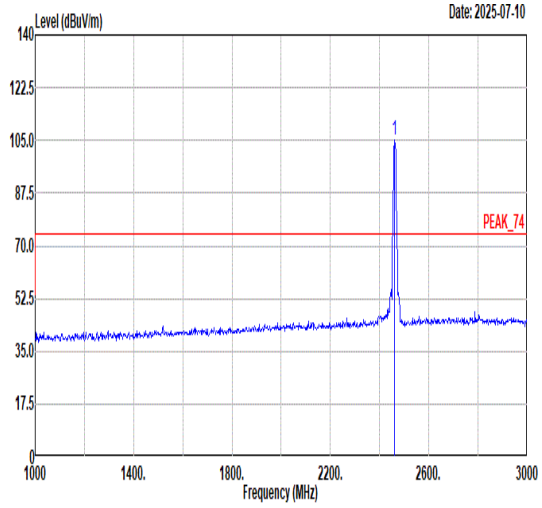 Freq Level Limit Line Margin (dB) Read Level Ant Factor Cable Loss Preamp Factor APos TPos Remark MHz dBuV/m dBuV/m dBuV dB/m dB dB cm deg 1 2462.00 105.01 ------ ------ 100.00 30.68 6.95 32.62 122 100 PEAK
Avg	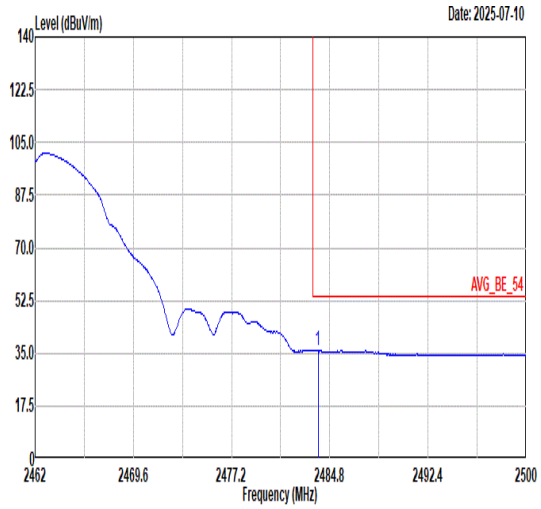 Freq Level Limit Line Margin (dB) Read Level Ant Factor Cable Loss Preamp Factor APos TPos Remark MHz dBuV/m dBuV/m dBuV dB/m dB dB cm deg 1 2483.89 36.04 54.00 -17.96 31.04 30.63 6.98 32.61 122 100 AVERAGE	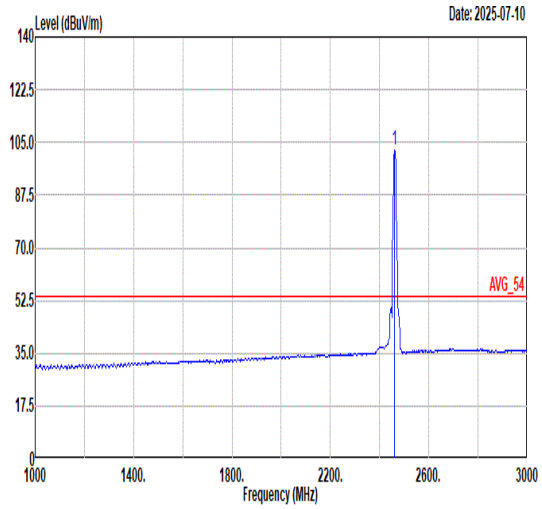 Freq Level Limit Line Margin (dB) Read Level Ant Factor Cable Loss Preamp Factor APos TPos Remark MHz dBuV/m dBuV/m dBuV dB/m dB dB cm deg 1 2462.00 102.60 ------ ------ 97.59 30.68 6.95 32.62 122 100 AVERAGE

Mode	3	
	Band Edge	
	2400-2483.5_802.11b_CH11_2462MHz	
ANT	6+7	
Pol.	Vertical	Fundamental
Peak	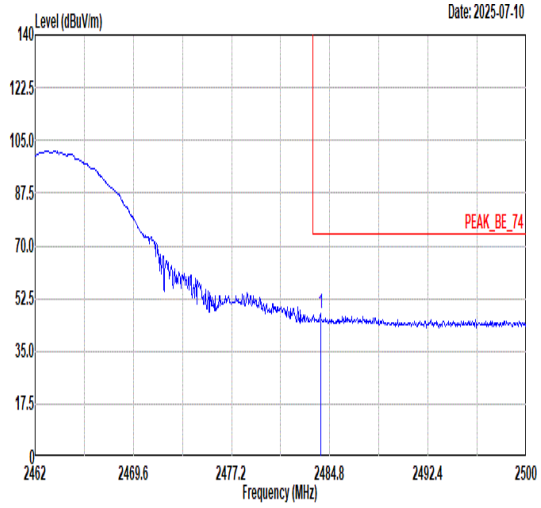 Freq Level Limit Line Margin (dB) Read Level Ant Factor Cable Loss Preamp Factor APos TPos Remark 1 2484.08 47.34 74.00 -26.66 42.34 30.63 6.98 32.61 330 228 PEAK	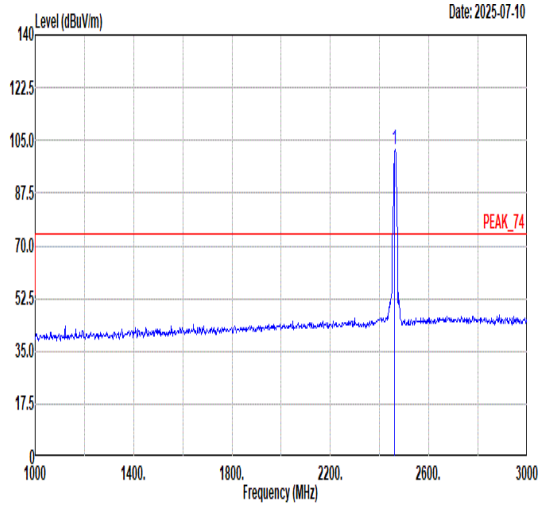 Freq Level Limit Line Margin (dB) Read Level Ant Factor Cable Loss Preamp Factor APos TPos Remark 1 2462.00 101.92 ------ ------ 96.91 30.67 6.95 32.61 330 228 PEAK
Avg	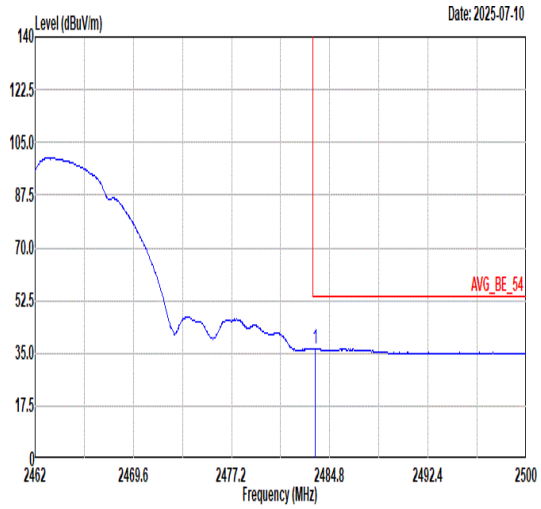 Freq Level Limit Line Margin (dB) Read Level Ant Factor Cable Loss Preamp Factor APos TPos Remark 1 2483.70 36.56 54.00 -17.44 31.56 30.63 6.98 32.61 330 228 AVERAGE	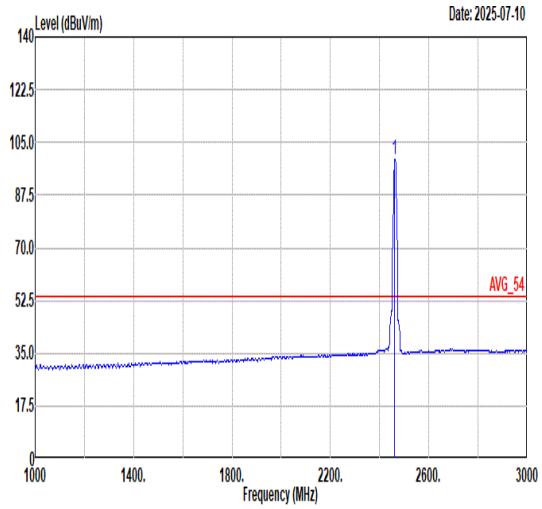 Freq Level Limit Line Margin (dB) Read Level Ant Factor Cable Loss Preamp Factor APos TPos Remark 1 2462.00 99.46 ------ ------ 94.45 30.68 6.95 32.62 330 228 AVERAGE

Mode	3	
	Harmonic	
	2400-2483.5_802.11b_CH11_2462MHz	
ANT	6+7	
Pol.	Horizontal	Vertical
Peak Avg	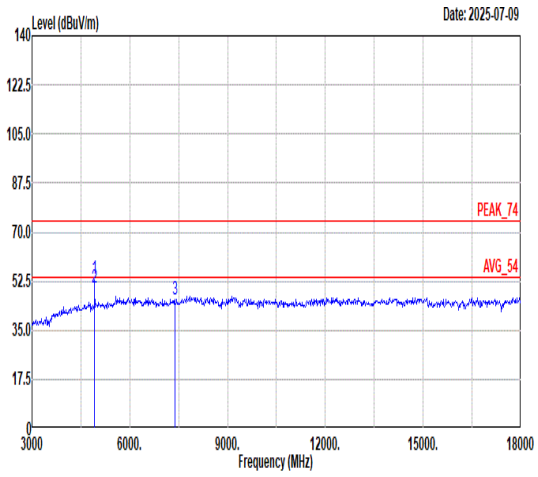 Freq Level Limit Line Margin Read Level Ant Factor Cable Loss Preamp Factor APos TPos Remark MHz dBuV/m dBuV/m dB dBuV dB/m dB dB cm deg 1 4924.00 53.11 74.00 -20.89 59.90 35.54 10.32 52.65 362 26 Peak 2 4924.00 50.45 54.00 -3.55 57.24 35.54 10.32 52.65 362 26 Average 3 7386.00 45.92 74.00 -28.08 49.62 36.57 11.98 52.25 --- --- Peak	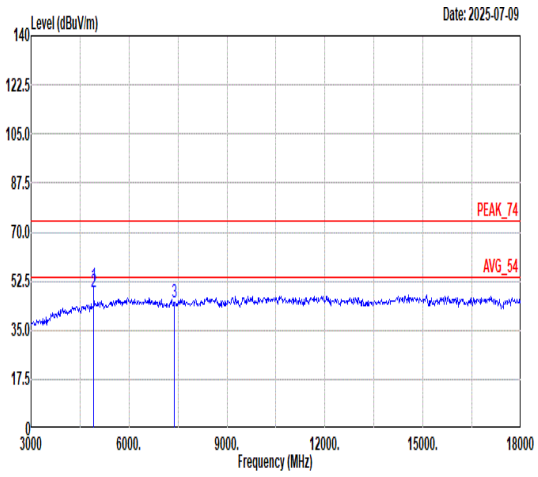 Freq Level Limit Line Margin Read Level Ant Factor Cable Loss Preamp Factor APos TPos Remark MHz dBuV/m dBuV/m dB dBuV dB/m dB dB cm deg 1 4924.00 50.78 74.00 -23.22 57.57 35.54 10.32 52.65 105 266 Peak 2 4924.00 48.68 54.00 -5.32 55.47 35.54 10.32 52.65 105 266 Average 3 7386.00 45.15 74.00 -28.85 48.85 36.57 11.98 52.25 --- --- Peak

Mode	4	
	Band Edge	
	2400-2483.5_802.11g_CH01_2412MHz	
ANT	6+7	
Pol.	Horizontal	Fundamental
Peak	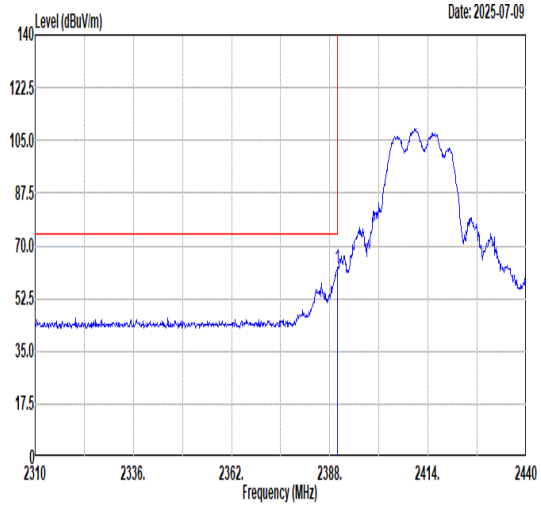 Freq Level Limit Line Margin (dB) Read Level Ant Factor Cable Loss Preamp Factor APos TPos Remark MHz dBuV/m dBuV/m dBuV dB/m dB dB cm deg 1 2389.95 62.50 74.00 -11.50 57.67 30.60 6.87 32.64 123 95 PEAK	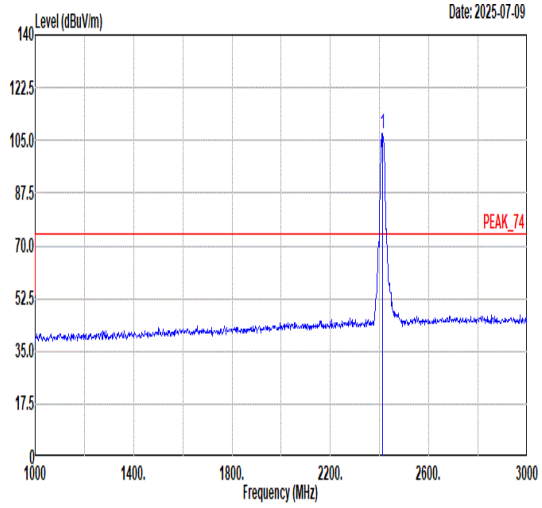 Freq Level Limit Line Margin (dB) Read Level Ant Factor Cable Loss Preamp Factor APos TPos Remark MHz dBuV/m dBuV/m dBuV dB/m dB dB cm deg 1 2412.00 107.48 ------ ------ 102.61 30.62 6.89 32.64 123 95 PEAK
Avg	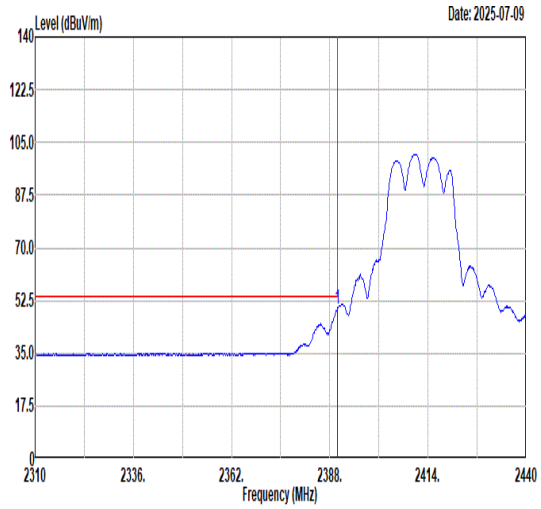 Freq Level Limit Line Margin (dB) Read Level Ant Factor Cable Loss Preamp Factor APos TPos Remark MHz dBuV/m dBuV/m dBuV dB/m dB dB cm deg 1 2389.95 49.53 54.00 -4.47 44.70 30.60 6.87 32.64 123 95 AVERAGE	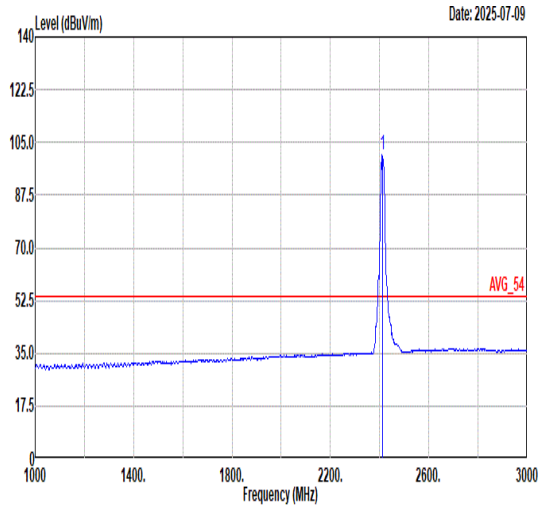 Freq Level Limit Line Margin (dB) Read Level Ant Factor Cable Loss Preamp Factor APos TPos Remark MHz dBuV/m dBuV/m dBuV dB/m dB dB cm deg 1 2412.00 100.73 ------ ------ 95.86 30.62 6.89 32.64 123 95 AVERAGE

Mode	4	
	Band Edge	
	2400-2483.5_802.11g_CH01_2412MHz	
ANT	6+7	
Pol.	Vertical	Fundamental
Peak	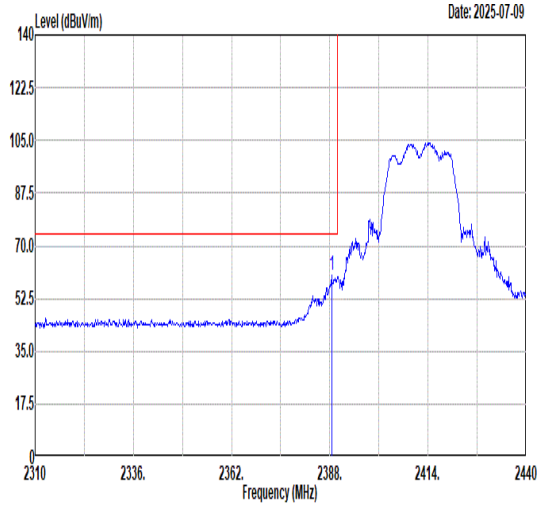 Freq Level Limit Line Margin (dB) Read Level Ant Factor Cable Loss Preamp Factor APos TPos Remark MHz dBuV/m dBuV/m dBuV dB/m dB dB cm deg 1 2388.52 60.11 74.00 -13.89 55.29 30.60 6.86 32.64 362 235 PEAK	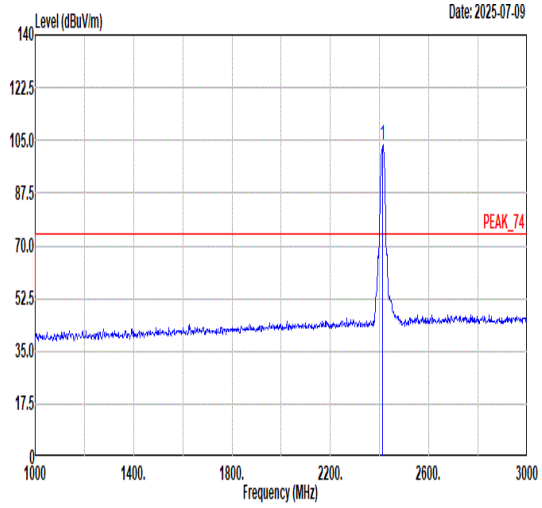 Freq Level Limit Line Margin (dB) Read Level Ant Factor Cable Loss Preamp Factor APos TPos Remark MHz dBuV/m dBuV/m dBuV dB/m dB dB cm deg 1 2412.00 103.48 ------ ------ 98.59 30.63 6.89 32.63 362 235 PEAK
Avg	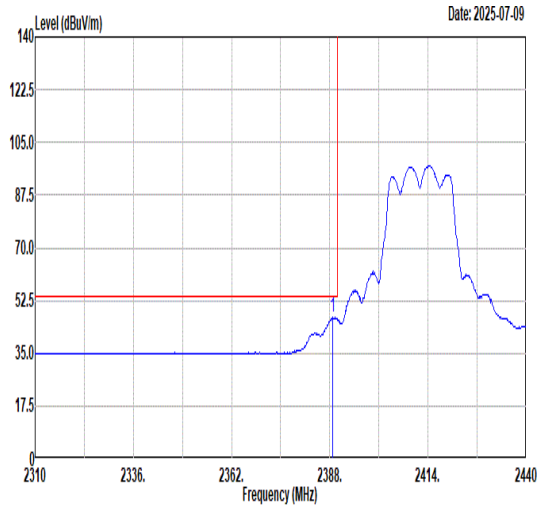 Freq Level Limit Line Margin (dB) Read Level Ant Factor Cable Loss Preamp Factor APos TPos Remark MHz dBuV/m dBuV/m dBuV dB/m dB dB cm deg 1 2388.78 47.09 54.00 -6.91 42.27 30.60 6.86 32.64 362 235 AVERAGE	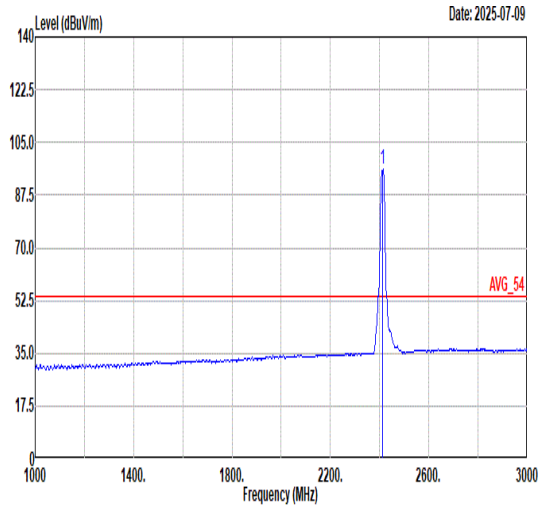 Freq Level Limit Line Margin (dB) Read Level Ant Factor Cable Loss Preamp Factor APos TPos Remark MHz dBuV/m dBuV/m dBuV dB/m dB dB cm deg 1 2412.00 95.92 ------ ------ 91.03 30.63 6.89 32.63 362 235 AVERAGE

Mode	4	
	Harmonic	
	2400-2483.5_802.11g_CH01_2412MHz	
ANT	6+7	
Pol.	Horizontal	Vertical
Peak Avg	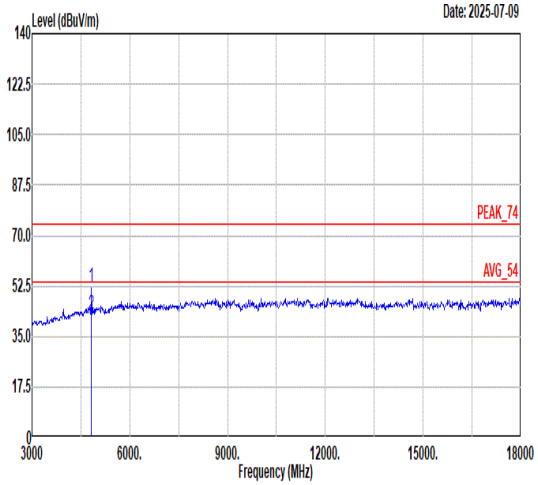 Freq Level Limit Line Margin Read Level Ant Factor Cable Loss Preamp Factor APos TPos Remark MHz dBuV/m dBuV/m dB dBuV dB/m dB dB cm deg 1 4824.00 52.52 74.00 -21.48 59.65 35.30 10.16 52.59 100 290 Peak 2 4824.00 42.88 54.00 -11.12 50.01 35.30 10.16 52.59 100 290 Average	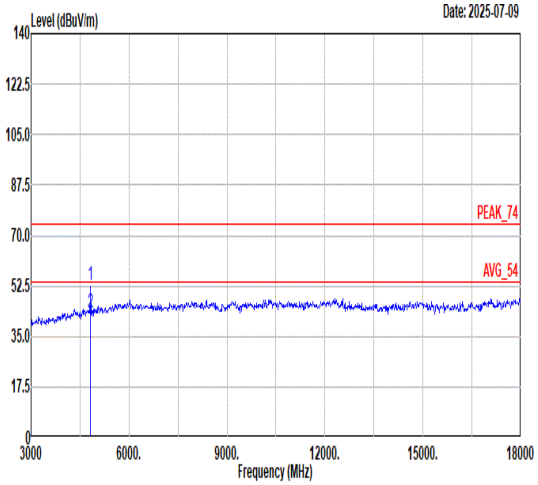 Freq Level Limit Line Margin Read Level Ant Factor Cable Loss Preamp Factor APos TPos Remark MHz dBuV/m dBuV/m dB dBuV dB/m dB dB cm deg 1 4824.00 53.09 74.00 -20.91 60.22 35.30 10.16 52.59 102 264 Peak 2 4824.00 43.21 54.00 -10.79 50.34 35.30 10.16 52.59 102 264 Average

Mode	5	
	Band Edge - L	
	2400-2483.5_802.11g_CH06_2437MHz	
ANT	6+7	
Pol.	Horizontal	Fundamental
Peak	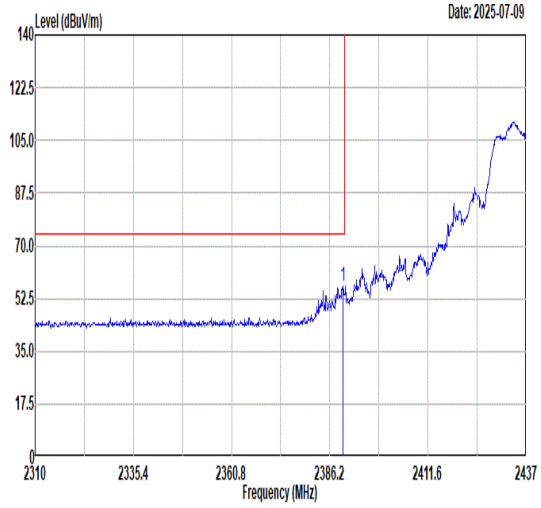 Freq Level Limit Line Margin (dB) Read Level Ant Factor Cable Loss Preamp Factor APos TPos Remark MHz dBuV/m dBuV/m dBuV dB/m dB dB cm deg 1 2389.63 56.69 74.00 -17.31 51.86 30.60 6.87 32.64 100 89 PEAK	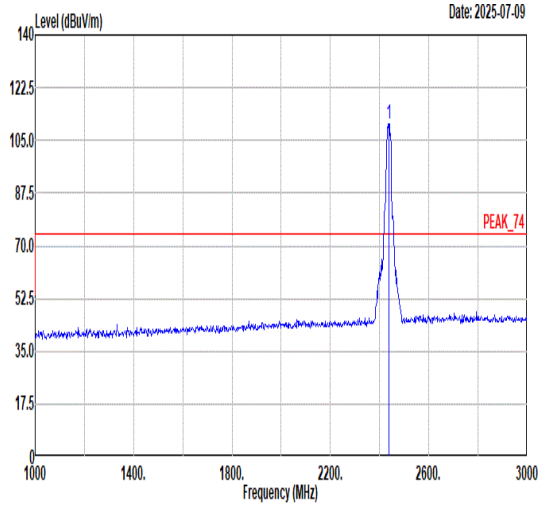 Freq Level Limit Line Margin (dB) Read Level Ant Factor Cable Loss Preamp Factor APos TPos Remark MHz dBuV/m dBuV/m dBuV dB/m dB dB cm deg 1 2437.00 110.65 ------ ------ 105.69 30.67 6.92 32.63 100 89 PEAK
Avg	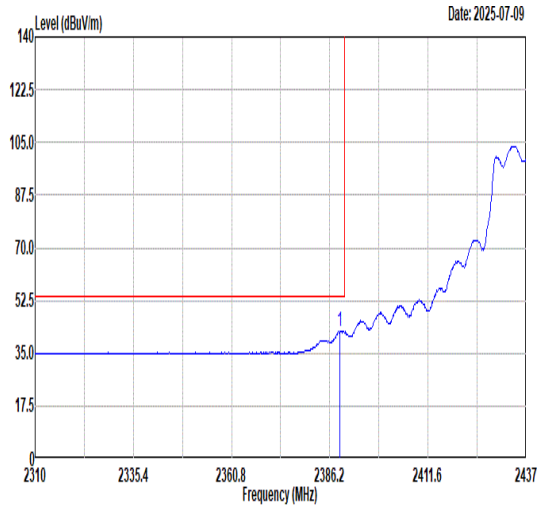 Freq Level Limit Line Margin (dB) Read Level Ant Factor Cable Loss Preamp Factor APos TPos Remark MHz dBuV/m dBuV/m dBuV dB/m dB dB cm deg 1 2388.87 42.18 54.00 -11.82 37.36 30.60 6.86 32.64 100 89 AVERAGE	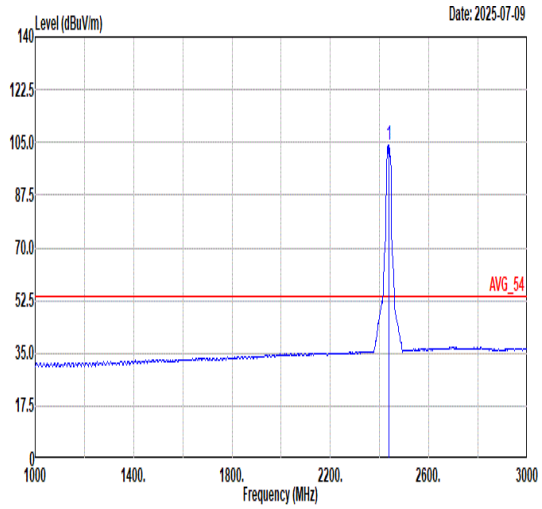 Freq Level Limit Line Margin (dB) Read Level Ant Factor Cable Loss Preamp Factor APos TPos Remark MHz dBuV/m dBuV/m dBuV dB/m dB dB cm deg 1 2437.00 103.87 ------ ------ 98.91 30.67 6.92 32.63 100 89 AVERAGE

Mode	5	
	Band Edge - R	
	2400-2483.5_802.11g_CH06_2437MHz	
ANT	6+7	
Pol.	Horizontal	Fundamental
Peak	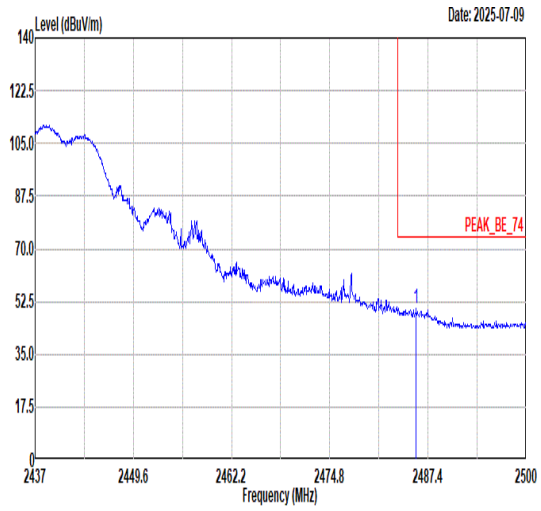 Freq Level Limit Line Margin (dB) Read Level Ant Factor Cable Loss Preamp Factor APos TPos Remark MHz dBuV/m dBuV/m dBuV dB/m dB dB cm deg 1 2485.89 50.13 74.00 -23.87 45.13 30.63 6.98 32.61 100 89 PEAK	Blank
Avg	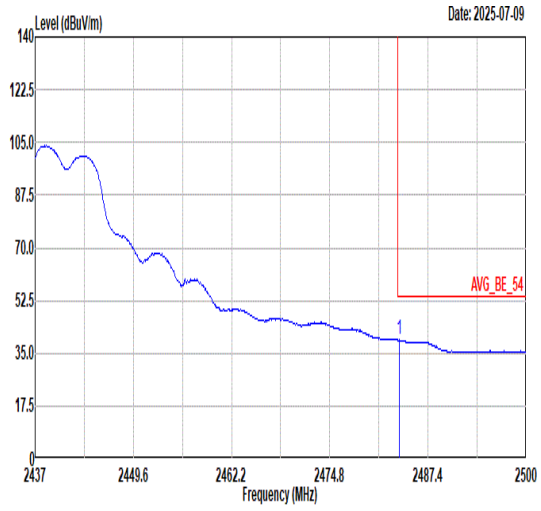 Freq Level Limit Line Margin (dB) Read Level Ant Factor Cable Loss Preamp Factor APos TPos Remark MHz dBuV/m dBuV/m dBuV dB/m dB dB cm deg 1 2483.68 39.37 54.00 -14.63 34.37 30.63 6.98 32.61 100 89 AVERAGE	Blank

Mode	5	
	Band Edge - L	
	2400-2483.5_802.11g_CH06_2437MHz	
ANT	6+7	
Pol.	Vertical	Fundamental
Peak	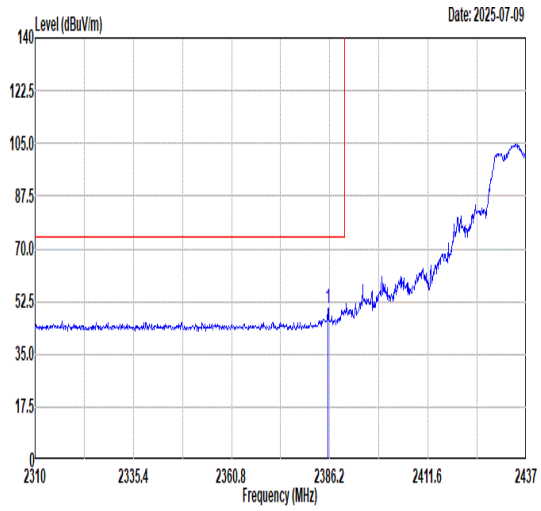 Freq Level Limit Line Margin (dB) Read Level Ant Factor Cable Loss Preamp Factor APos TPos Remark MHz dBuV/m dBuV/m dBuV dB/m dB dB cm deg 1 2385.69 50.15 74.00 -23.85 45.34 30.60 6.86 32.65 330 270 PEAK	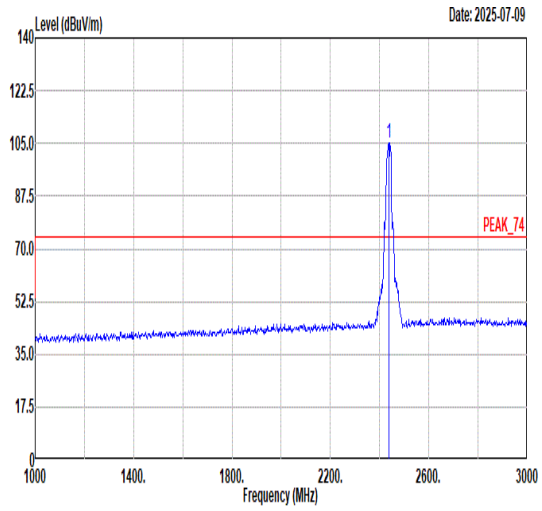 Freq Level Limit Line Margin (dB) Read Level Ant Factor Cable Loss Preamp Factor APos TPos Remark MHz dBuV/m dBuV/m dBuV dB/m dB dB cm deg 1 2437.00 105.11 ------ ------ 100.13 30.68 6.92 32.62 330 270 PEAK
Avg	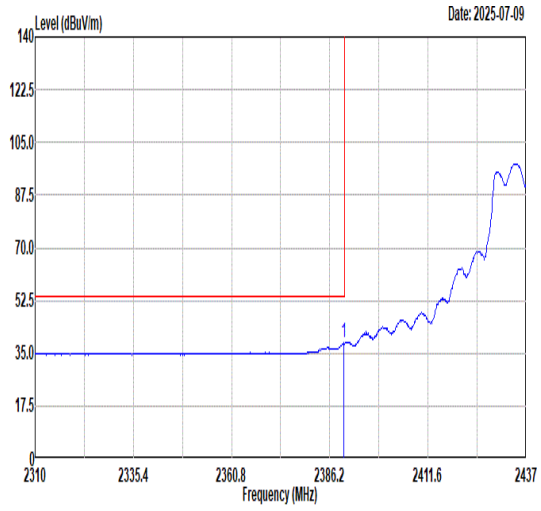 Freq Level Limit Line Margin (dB) Read Level Ant Factor Cable Loss Preamp Factor APos TPos Remark MHz dBuV/m dBuV/m dBuV dB/m dB dB cm deg 1 2389.88 38.31 54.00 -15.69 33.48 30.60 6.87 32.64 330 270 AVERAGE	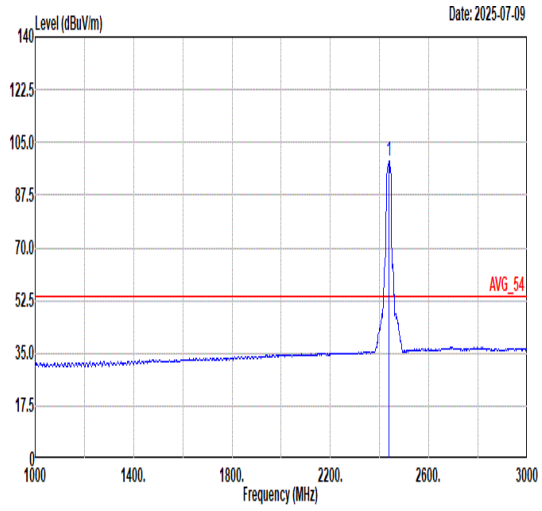 Freq Level Limit Line Margin (dB) Read Level Ant Factor Cable Loss Preamp Factor APos TPos Remark MHz dBuV/m dBuV/m dBuV dB/m dB dB cm deg 1 2437.00 98.69 ------ ------ 93.71 30.68 6.92 32.62 330 270 AVERAGE

Mode	5	
	Band Edge - R	
	2400-2483.5_802.11g_CH06_2437MHz	
ANT	6+7	
Pol.	Vertical	Fundamental
Peak	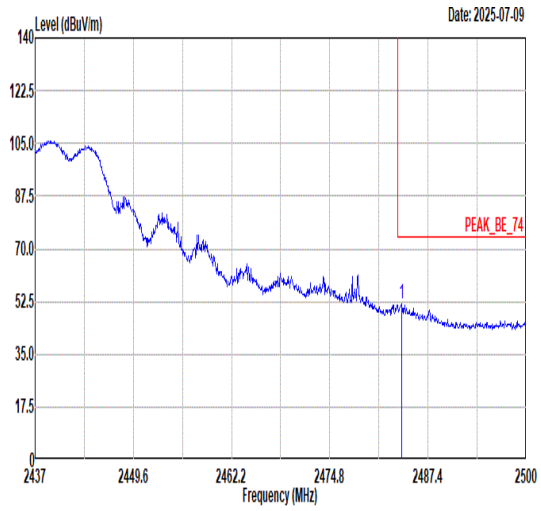 Freq Level Limit Line Margin (dB) Read Level Ant Factor Cable Loss Preamp Factor APos TPos Remark MHz dBuV/m dBuV/m dBuV dB/m dB dB cm deg 1 2484.06 52.01 74.00 -21.99 47.01 30.63 6.98 32.61 330 270 PEAK	Blank
Avg	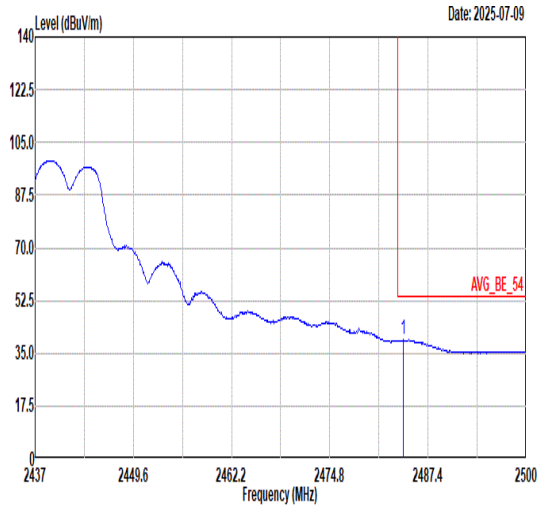 Freq Level Limit Line Margin (dB) Read Level Ant Factor Cable Loss Preamp Factor APos TPos Remark MHz dBuV/m dBuV/m dBuV dB/m dB dB cm deg 1 2484.19 39.51 54.00 -14.49 34.51 30.63 6.98 32.61 330 270 AVERAGE	Blank

Mode	5	
	Harmonic	
	2400-2483.5_802.11g_CH06_2437MHz	
ANT	6+7	
Pol.	Horizontal	Vertical
Peak Avg	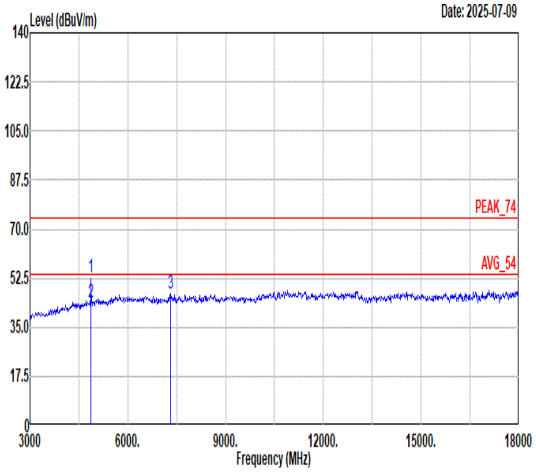 Freq Level Limit Line Margin Read Level Ant Factor Cable Loss Preamp Factor APos TPos Remark MHz dBuV/m dBuV/m dB dBuV dB/m dB dB cm deg 1 4874.00 52.99 74.00 -21.01 59.99 35.35 10.27 52.62 100 290 Peak 2 4874.00 43.85 54.00 -10.15 50.85 35.35 10.27 52.62 100 290 Average 3 7311.00 46.83 74.00 -27.17 50.46 36.58 12.01 52.22 --- --- Peak	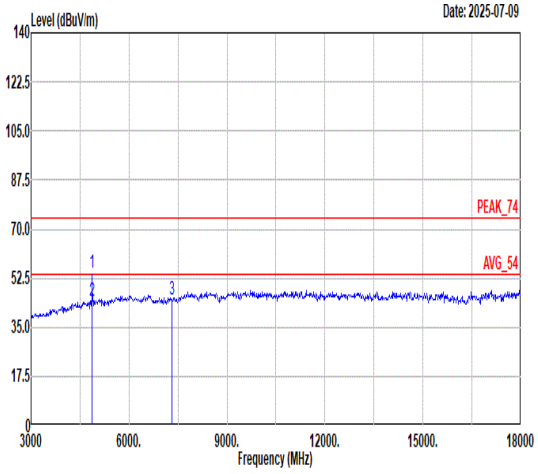 Freq Level Limit Line Margin Read Level Ant Factor Cable Loss Preamp Factor APos TPos Remark MHz dBuV/m dBuV/m dB dBuV dB/m dB dB cm deg 1 4874.00 54.68 74.00 -19.32 61.68 35.35 10.27 52.62 104 255 Peak 2 4874.00 44.55 54.00 -9.45 51.55 35.35 10.27 52.62 104 255 Average 3 7311.00 44.90 74.00 -29.10 48.53 36.58 12.01 52.22 --- --- Peak

Mode	6	
	Band Edge	
	2400-2483.5_802.11g_CH11_2462MHz	
ANT	6+7	
Pol.	Horizontal	Fundamental
Peak	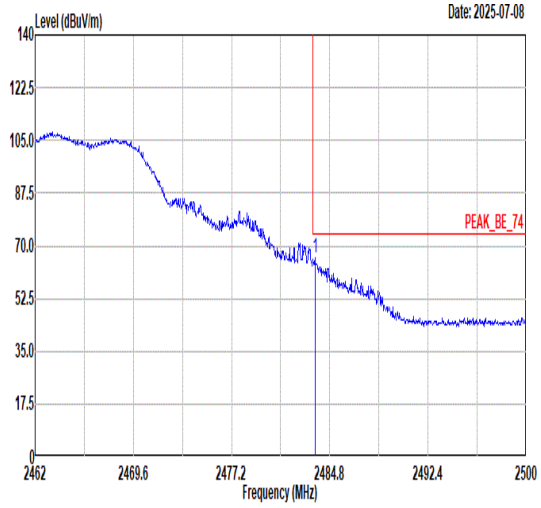 Freq Level Limit Line Margin (dB) Read Level Ant Factor Cable Loss Preamp Factor APos TPos Remark MHz dBuV/m dBuV/m dBuV dB/m dB dB cm deg 1 2483.66 66.27 74.00 -7.73 61.27 30.63 6.98 32.61 116 84 PEAK	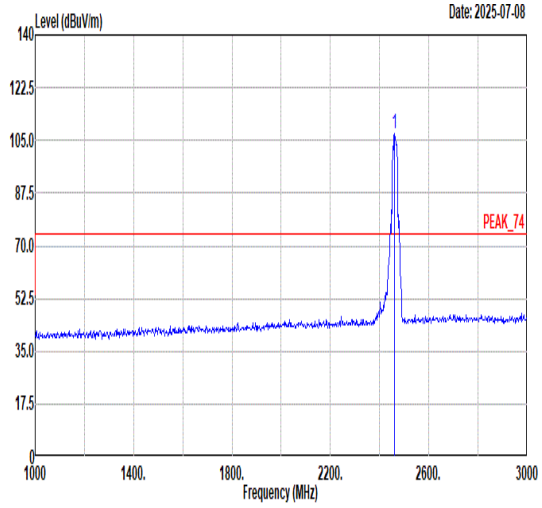 Freq Level Limit Line Margin (dB) Read Level Ant Factor Cable Loss Preamp Factor APos TPos Remark MHz dBuV/m dBuV/m dBuV dB/m dB dB cm deg 1 2462.00 107.01 ------ ------ 102.00 30.68 6.95 32.62 116 84 PEAK
Avg	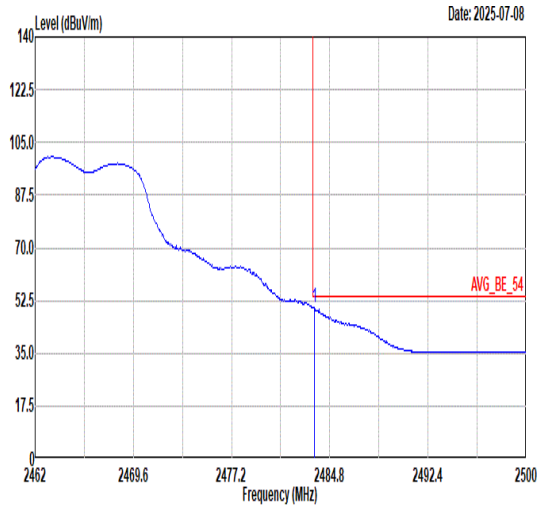 Freq Level Limit Line Margin (dB) Read Level Ant Factor Cable Loss Preamp Factor APos TPos Remark MHz dBuV/m dBuV/m dBuV dB/m dB dB cm deg 1 2483.58 50.36 54.00 -3.64 45.36 30.63 6.98 32.61 116 84 AVERAGE	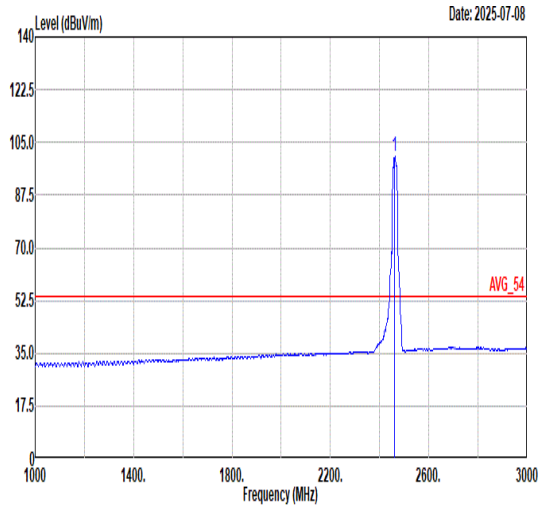 Freq Level Limit Line Margin (dB) Read Level Ant Factor Cable Loss Preamp Factor APos TPos Remark MHz dBuV/m dBuV/m dBuV dB/m dB dB cm deg 1 2462.00 100.19 ------ ------ 95.18 30.67 6.95 32.61 116 84 AVERAGE

Mode	6	
	Band Edge	
	2400-2483.5_802.11g_CH11_2462MHz	
ANT	6+7	
Pol.	Vertical	Fundamental
Peak	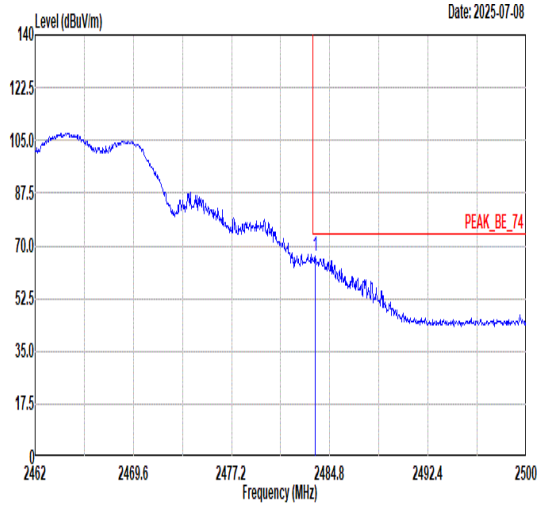 Freq Level Limit Line Margin (dB) Read Level Ant Factor Cable Loss Preamp Factor APos TPos Remark MHz dBuV/m dBuV/m dBuV dB/m dB dB cm deg 1 2483.66 66.57 74.00 -7.43 61.57 30.63 6.98 32.61 327 268 PEAK	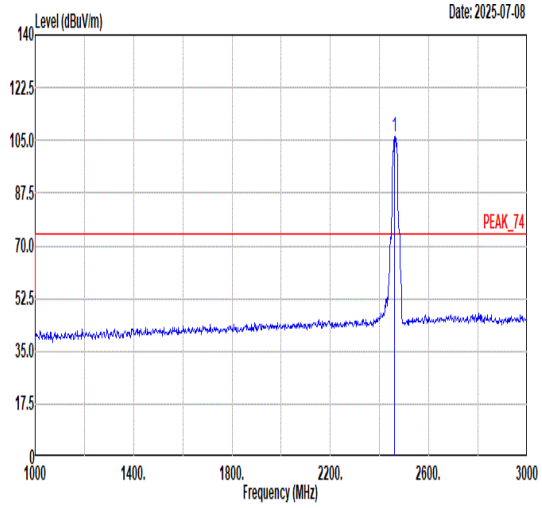 Freq Level Limit Line Margin (dB) Read Level Ant Factor Cable Loss Preamp Factor APos TPos Remark MHz dBuV/m dBuV/m dBuV dB/m dB dB cm deg 1 2462.00 106.35 ------ ------ 101.34 30.67 6.95 32.61 327 268 PEAK
Avg	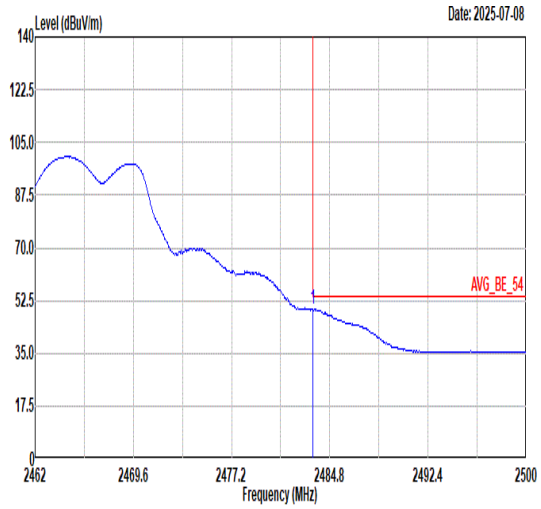 Freq Level Limit Line Margin (dB) Read Level Ant Factor Cable Loss Preamp Factor APos TPos Remark MHz dBuV/m dBuV/m dBuV dB/m dB dB cm deg 1 2483.51 49.65 54.00 -4.35 44.65 30.63 6.98 32.61 327 268 AVERAGE	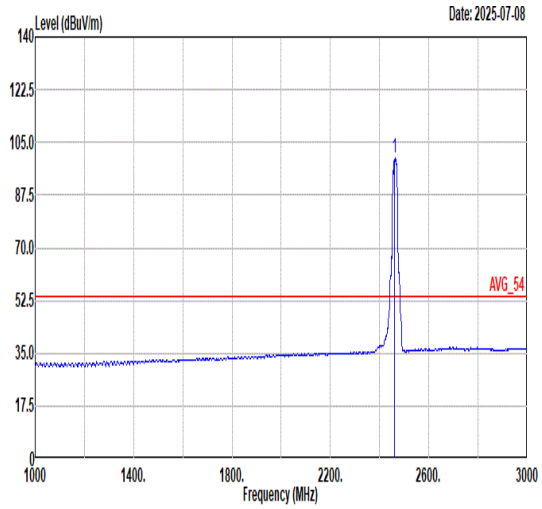 Freq Level Limit Line Margin (dB) Read Level Ant Factor Cable Loss Preamp Factor APos TPos Remark MHz dBuV/m dBuV/m dBuV dB/m dB dB cm deg 1 2462.00 100.00 ------ ------ 94.99 30.67 6.95 32.61 327 268 AVERAGE

Mode	6	
	Harmonic	
	2400-2483.5_802.11g_CH11_2462MHz	
ANT	6+7	
Pol.	Horizontal	Vertical
Peak Avg	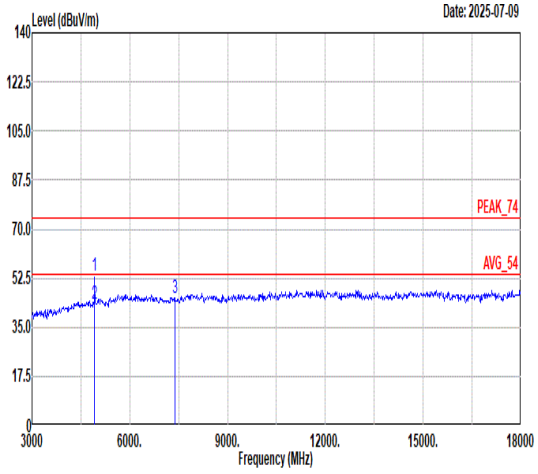 Freq Level Limit Line Margin Read Level Ant Factor Cable Loss Preamp Factor APos TPos Remark MHz dBuV/m dBuV/m dB dBuV dB/m dB dB cm deg 1 4924.00 53.56 74.00 -20.44 60.35 35.54 10.32 52.65 100 360 Peak 2 4924.00 43.56 54.00 -10.44 50.35 35.54 10.32 52.65 100 360 Average 3 7386.00 45.37 74.00 -28.63 49.07 36.57 11.98 52.25 --- --- Peak	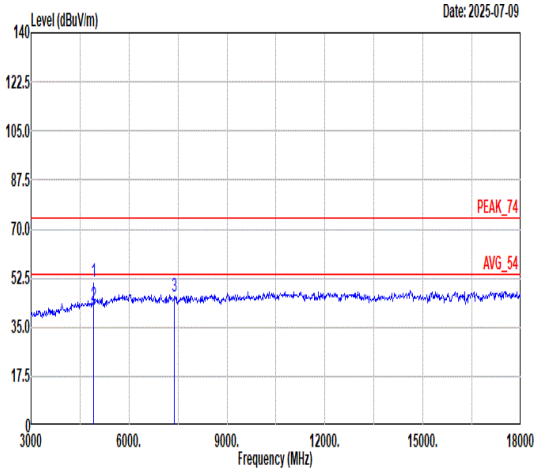 Freq Level Limit Line Margin Read Level Ant Factor Cable Loss Preamp Factor APos TPos Remark MHz dBuV/m dBuV/m dB dBuV dB/m dB dB cm deg 1 4924.00 51.20 74.00 -22.80 57.99 35.54 10.32 52.65 110 262 Peak 2 4924.00 42.63 54.00 -11.37 49.42 35.54 10.32 52.65 110 262 Average 3 7386.00 45.92 74.00 -28.08 49.62 36.57 11.98 52.25 --- --- Peak

Mode	7	
	Band Edge	
	2400-2483.5_802.11n HT20_CH01_2412MHz	
ANT	6+7	
Pol.	Horizontal	Fundamental
Peak	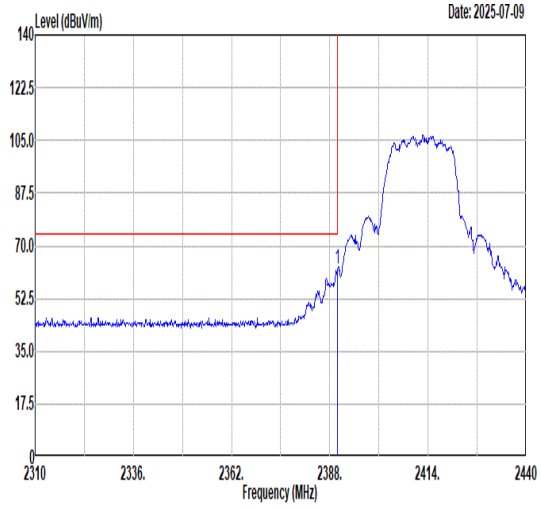 Freq Level Limit Line Margin (dB) Read Level Ant Factor Cable Loss Preamp Factor APos TPos Remark 1 2389.95 62.23 74.00 -11.77 57.40 30.60 6.87 32.64 130 97 PEAK	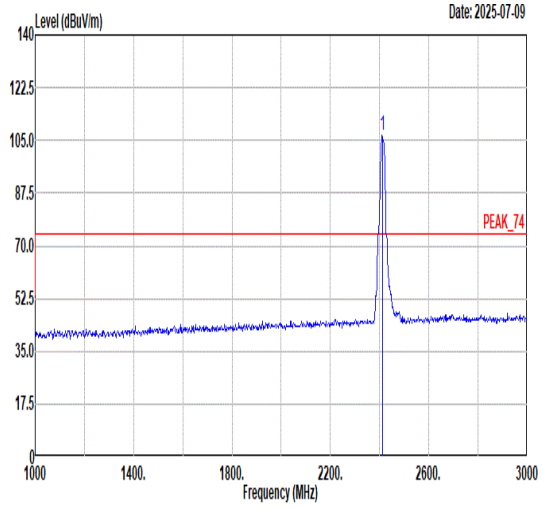 Freq Level Limit Line Margin (dB) Read Level Ant Factor Cable Loss Preamp Factor APos TPos Remark 1 2412.00 106.66 ------ ------ 101.79 30.62 6.89 32.64 130 97 PEAK
Avg	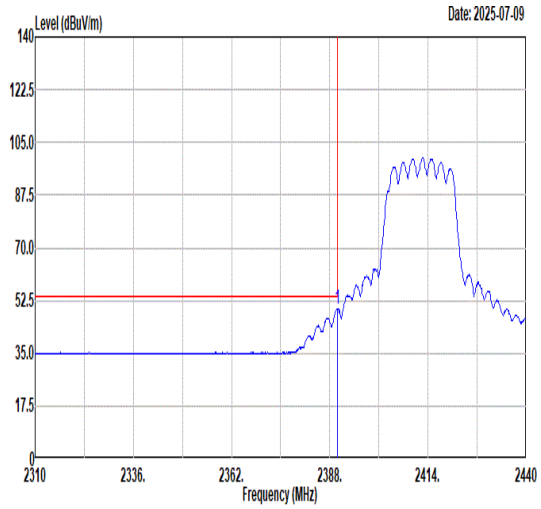 Freq Level Limit Line Margin (dB) Read Level Ant Factor Cable Loss Preamp Factor APos TPos Remark 1 2389.95 49.67 54.00 -4.33 44.84 30.60 6.87 32.64 130 97 AVERAGE	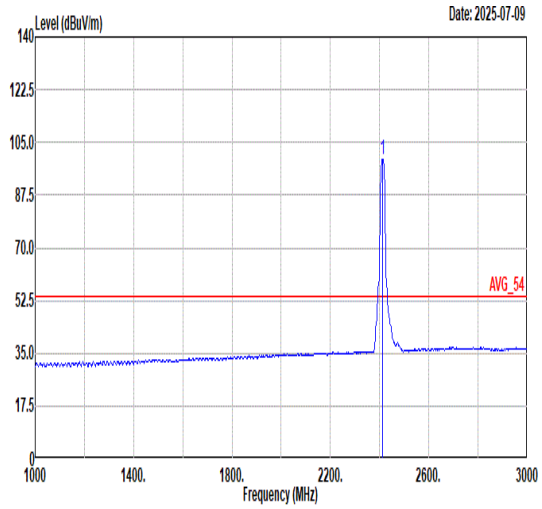 Freq Level Limit Line Margin (dB) Read Level Ant Factor Cable Loss Preamp Factor APos TPos Remark 1 2412.00 99.51 ------ ------ 94.64 30.62 6.89 32.64 130 97 AVERAGE

Mode	7	
	Band Edge	
	2400-2483.5_802.11n HT20_CH01_2412MHz	
ANT	6+7	
Pol.	Vertical	Fundamental
Peak	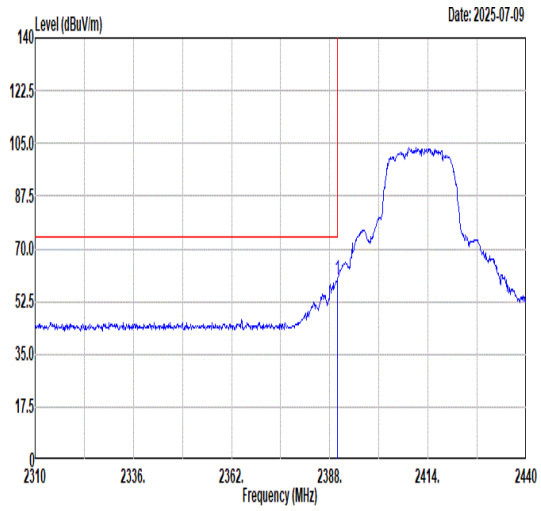 Freq Level Limit Line Margin (dB) Read Level Ant Factor Cable Loss Preamp Factor APos TPos Remark MHz dBuV/m dBuV/m dBuV dB/m dB dB cm deg 1 2389.95 59.48 74.00 -14.52 54.65 30.60 6.87 32.64 311 228 PEAK	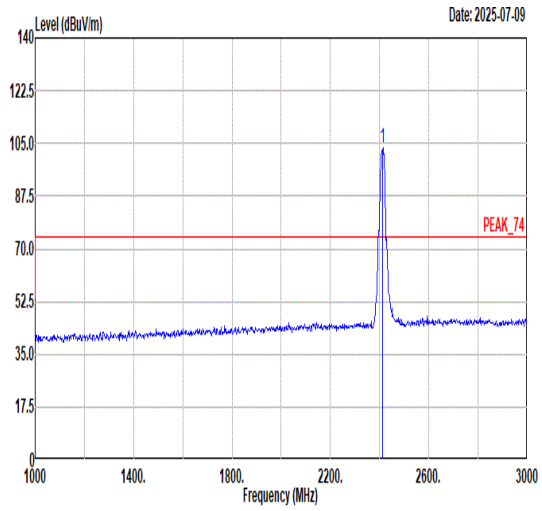 Freq Level Limit Line Margin (dB) Read Level Ant Factor Cable Loss Preamp Factor APos TPos Remark MHz dBuV/m dBuV/m dBuV dB/m dB dB cm deg 1 2412.00 103.70 ------ ------ 98.81 30.63 6.89 32.63 311 228 PEAK
Avg	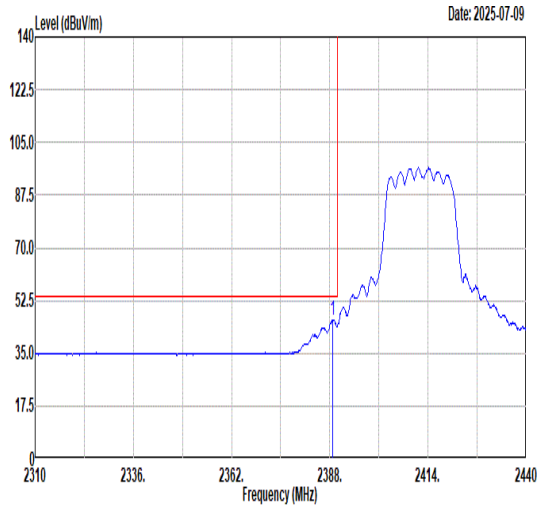 Freq Level Limit Line Margin (dB) Read Level Ant Factor Cable Loss Preamp Factor APos TPos Remark MHz dBuV/m dBuV/m dBuV dB/m dB dB cm deg 1 2388.78 46.14 54.00 -7.86 41.32 30.60 6.86 32.64 311 228 AVERAGE	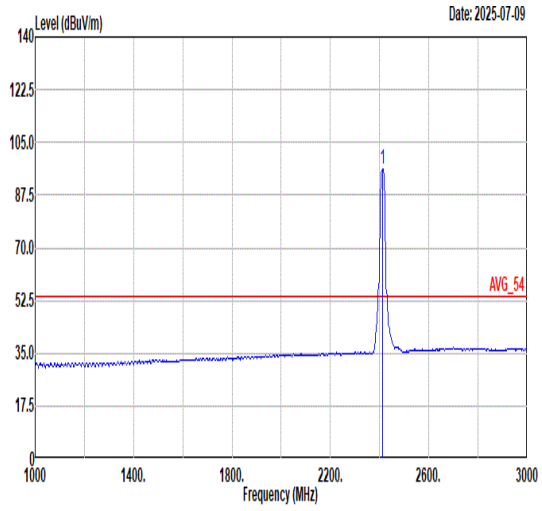 Freq Level Limit Line Margin (dB) Read Level Ant Factor Cable Loss Preamp Factor APos TPos Remark MHz dBuV/m dBuV/m dBuV dB/m dB dB cm deg 1 2412.00 96.07 ------ ------ 91.20 30.62 6.89 32.64 311 228 AVERAGE

Mode	7	
	Harmonic	
	2400-2483.5_802.11n HT20_CH01_2412MHz	
ANT	6+7	
Pol.	Horizontal	Vertical
Peak Avg	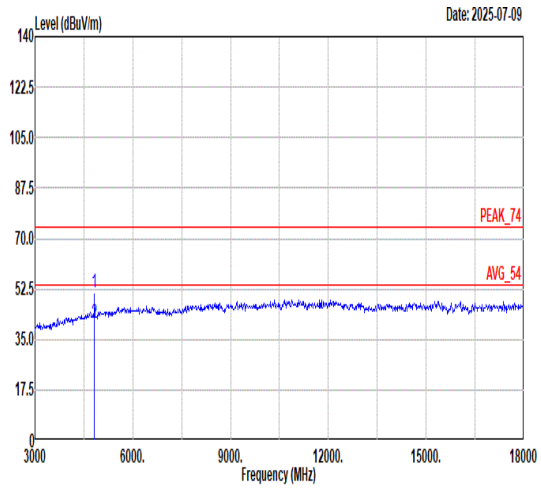 Freq Level Limit Line Margin Read Level Ant Factor Cable Loss Preamp Factor APos TPos Remark MHz dBuV/m dBuV/m dB dBuV dB/m dB dB cm deg 1 4824.00 51.31 74.00 -22.69 58.44 35.30 10.16 52.59 100 294 Peak 2 4824.00 40.45 54.00 -13.55 47.58 35.30 10.16 52.59 100 294 Average	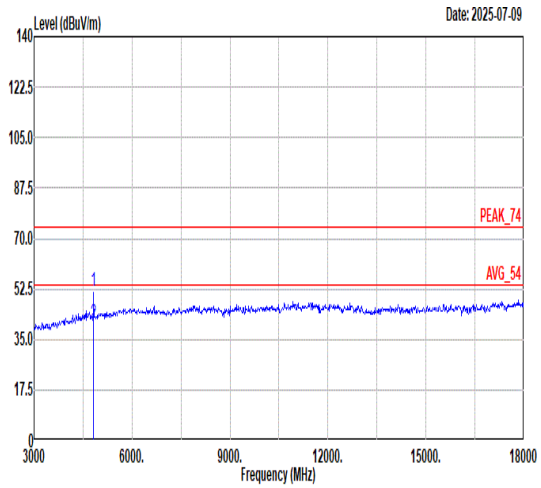 Freq Level Limit Line Margin Read Level Ant Factor Cable Loss Preamp Factor APos TPos Remark MHz dBuV/m dBuV/m dB dBuV dB/m dB dB cm deg 1 4824.00 51.75 74.00 -22.25 58.88 35.30 10.16 52.59 104 262 Peak 2 4824.00 40.71 54.00 -13.29 47.84 35.30 10.16 52.59 104 262 Average

Mode	8	
	Band Edge - L	
	2400-2483.5_802.11n HT20_CH06_2437MHz	
ANT	6+7	
Pol.	Horizontal	Fundamental
Peak	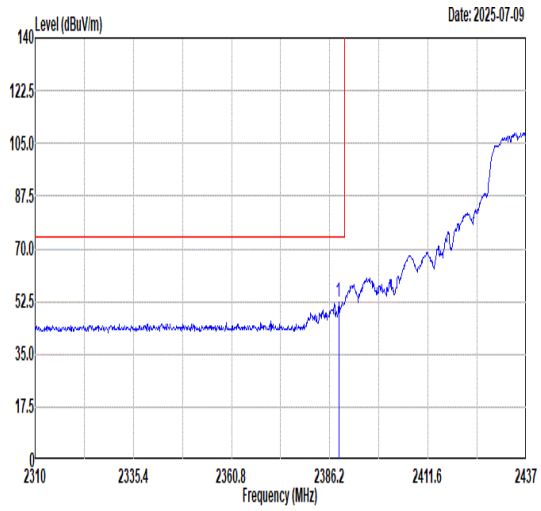 Freq Level Limit Line Margin (dB) Read Level Ant Factor Cable Loss Preamp Factor APos TPos Remark MHz dBuV/m dBuV/m dBuV dB/m dB dB cm deg 1 2388.49 52.40 74.00 -21.60 47.58 30.60 6.86 32.64 132 89 PEAK	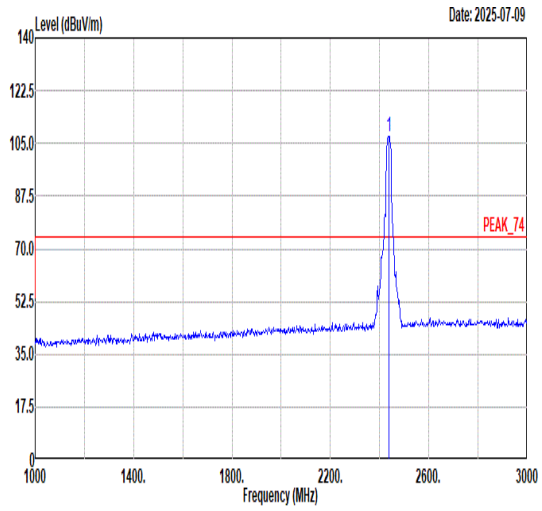 Freq Level Limit Line Margin (dB) Read Level Ant Factor Cable Loss Preamp Factor APos TPos Remark MHz dBuV/m dBuV/m dBuV dB/m dB dB cm deg 1 2437.00 107.51 ------ ------ 102.55 30.67 6.92 32.63 132 89 PEAK
Avg	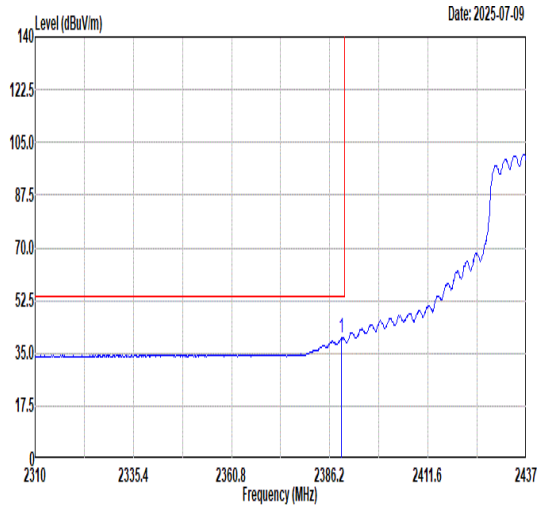 Freq Level Limit Line Margin (dB) Read Level Ant Factor Cable Loss Preamp Factor APos TPos Remark MHz dBuV/m dBuV/m dBuV dB/m dB dB cm deg 1 2389.25 40.31 54.00 -13.69 35.49 30.60 6.86 32.64 132 89 AVERAGE	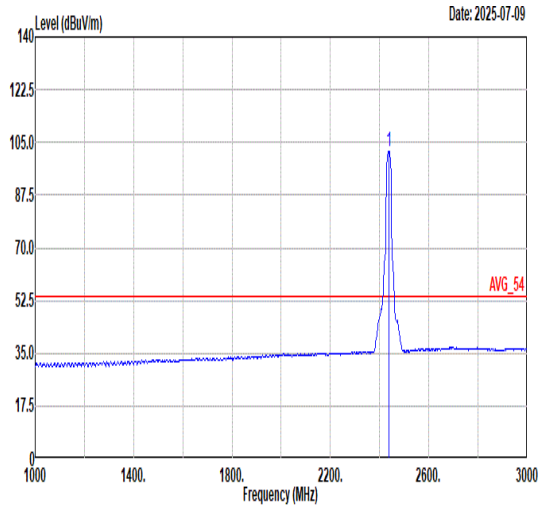 Freq Level Limit Line Margin (dB) Read Level Ant Factor Cable Loss Preamp Factor APos TPos Remark MHz dBuV/m dBuV/m dBuV dB/m dB dB cm deg 1 2437.00 102.20 ------ ------ 97.24 30.67 6.92 32.63 132 89 AVERAGE

Mode	8	
	Band Edge - R	
	2400-2483.5_802.11n HT20_CH06_2437MHz	
ANT	6+7	
Pol.	Horizontal	Fundamental
Peak	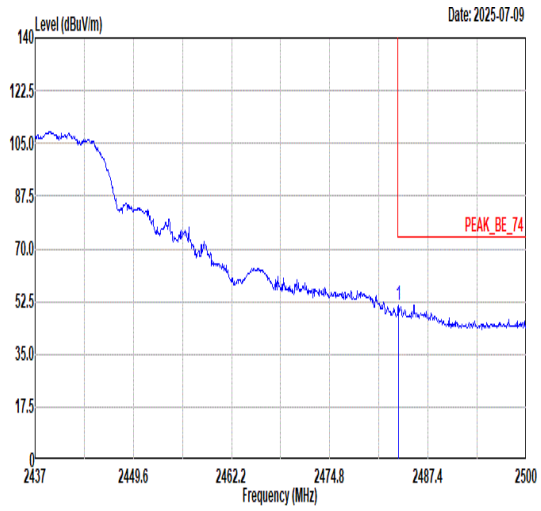 Freq Level Limit Line Margin (dB) Read Level Ant Factor Cable Loss Preamp Factor APos TPos Remark MHz dBuV/m dBuV/m dBuV dB/m dB dB cm deg 1 2483.62 51.50 74.00 -22.50 46.50 30.63 6.98 32.61 132 89 PEAK	Blank
Avg	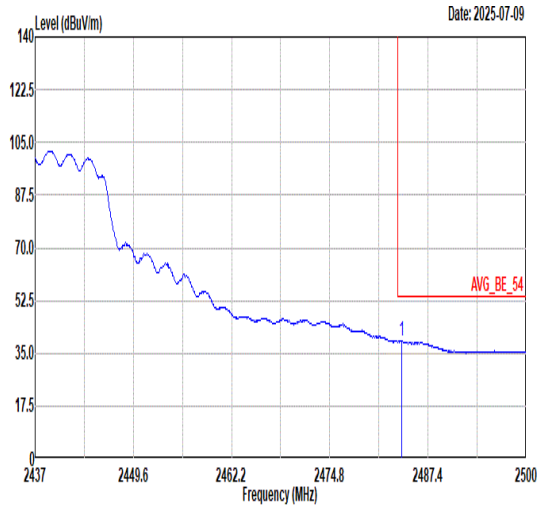 Freq Level Limit Line Margin (dB) Read Level Ant Factor Cable Loss Preamp Factor APos TPos Remark MHz dBuV/m dBuV/m dBuV dB/m dB dB cm deg 1 2484.00 39.16 54.00 -14.84 34.16 30.63 6.98 32.61 132 89 AVERAGE	Blank

Mode	8	
	Band Edge - L	
	2400-2483.5_802.11n HT20_CH06_2437MHz	
ANT	6+7	
Pol.	Vertical	Fundamental
Peak	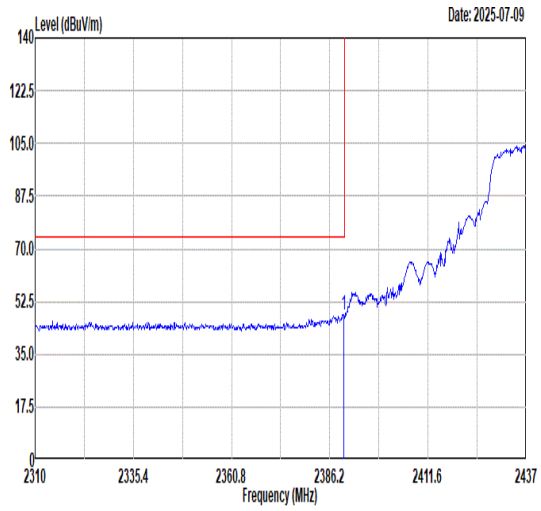 Freq Level Limit Line Margin (dB) Read Level Ant Factor Cable Loss Preamp Factor APos TPos Remark MHz dBuV/m dBuV/m dBuV dB/m dB dB cm deg 1 2389.88 48.33 74.00 -25.67 43.50 30.60 6.87 32.64 331 270 PEAK	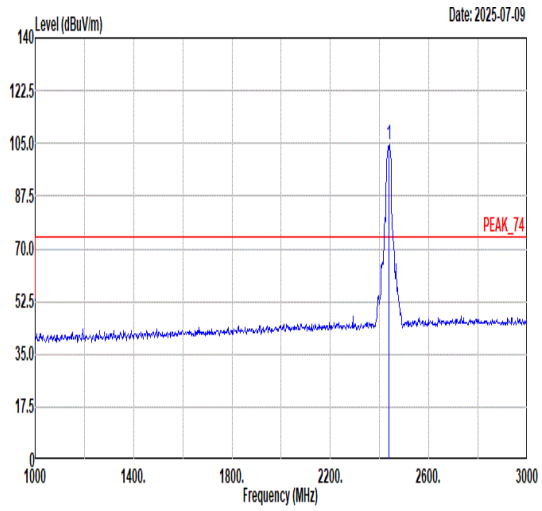 Freq Level Limit Line Margin (dB) Read Level Ant Factor Cable Loss Preamp Factor APos TPos Remark MHz dBuV/m dBuV/m dBuV dB/m dB dB cm deg 1 2437.00 104.55 ------ ------ 99.57 30.68 6.92 32.62 331 270 PEAK
Avg	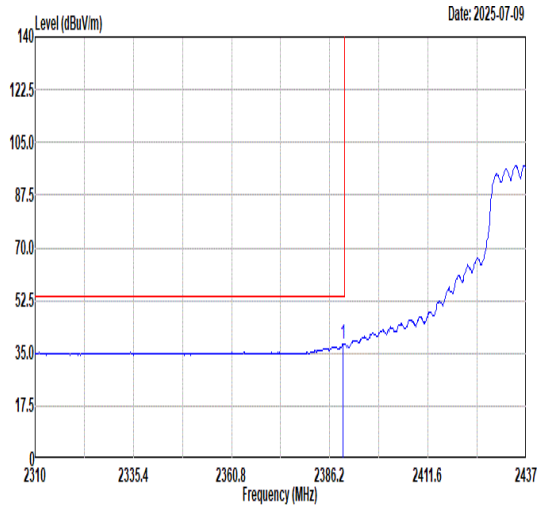 Freq Level Limit Line Margin (dB) Read Level Ant Factor Cable Loss Preamp Factor APos TPos Remark MHz dBuV/m dBuV/m dBuV dB/m dB dB cm deg 1 2389.63 37.96 54.00 -16.04 33.13 30.60 6.87 32.64 331 270 AVERAGE	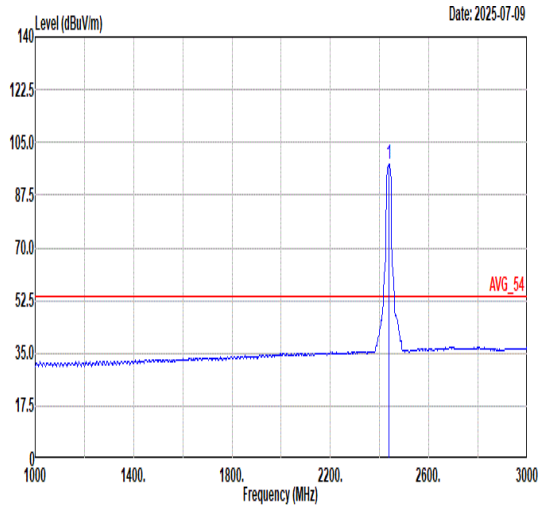 Freq Level Limit Line Margin (dB) Read Level Ant Factor Cable Loss Preamp Factor APos TPos Remark MHz dBuV/m dBuV/m dBuV dB/m dB dB cm deg 1 2437.00 97.83 ------ ------ 92.85 30.68 6.92 32.62 331 270 AVERAGE

Mode	8	
	Band Edge - R	
	2400-2483.5_802.11n HT20_CH06_2437MHz	
ANT	6+7	
Pol.	Vertical	Fundamental
Peak	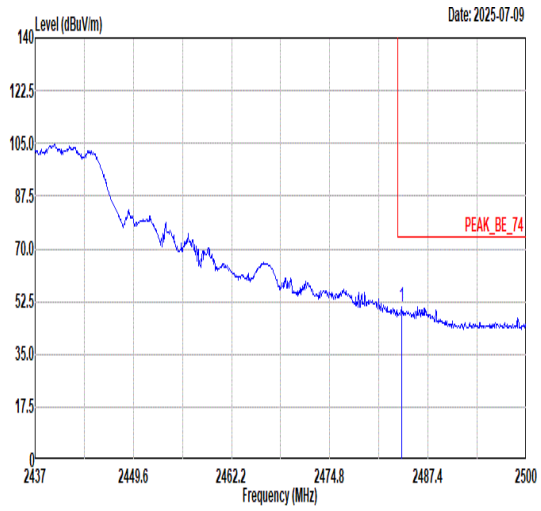 Freq Level Limit Line Margin (dB) Read Level Ant Factor Cable Loss Preamp Factor APos TPos Remark MHz dBuV/m dBuV/m dBuV dB/m dB dB cm deg 1 2484.00 50.57 74.00 -23.43 45.57 30.63 6.98 32.61 331 270 PEAK	Blank
Avg	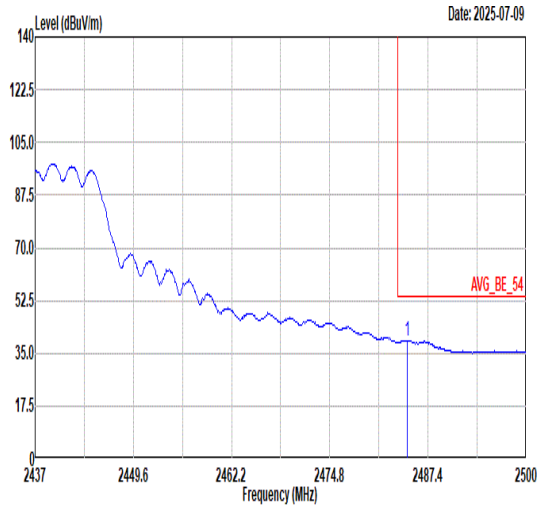 Freq Level Limit Line Margin (dB) Read Level Ant Factor Cable Loss Preamp Factor APos TPos Remark MHz dBuV/m dBuV/m dBuV dB/m dB dB cm deg 1 2484.69 39.29 54.00 -14.71 34.29 30.63 6.98 32.61 331 270 AVERAGE	Blank

Mode	8	
	Harmonic	
	2400-2483.5_802.11n HT20_CH06_2437MHz	
ANT	6+7	
Pol.	Horizontal	Vertical
Peak Avg	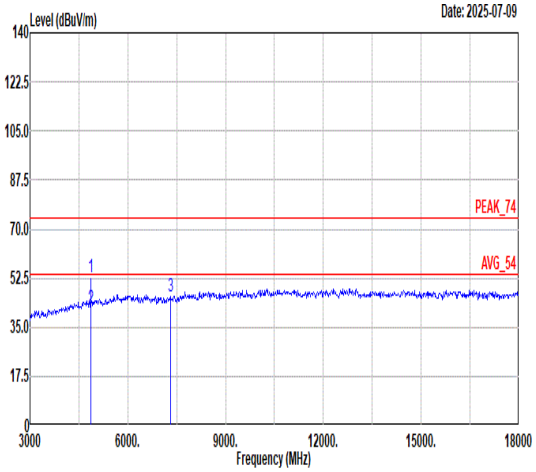 Freq Level Limit Line Margin Read Level Ant Factor Cable Loss Preamp Factor APos TPos Remark MHz dBuV/m dBuV/m dB dBuV dB/m dB dB cm deg 1 4874.00 52.63 74.00 -21.37 59.63 35.35 10.27 52.62 100 44 Peak 2 4874.00 41.63 54.00 -12.37 48.63 35.35 10.27 52.62 100 44 Average 3 7311.00 45.85 74.00 -28.15 49.48 36.58 12.01 52.22 --- --- Peak	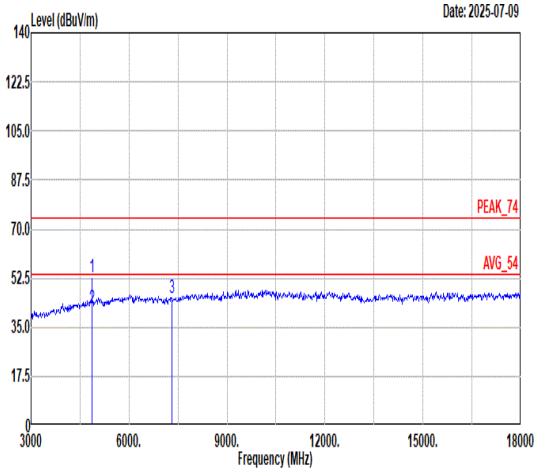 Freq Level Limit Line Margin Read Level Ant Factor Cable Loss Preamp Factor APos TPos Remark MHz dBuV/m dBuV/m dB dBuV dB/m dB dB cm deg 1 4874.00 52.97 74.00 -21.03 59.97 35.35 10.27 52.62 120 266 Peak 2 4874.00 41.92 54.00 -12.08 48.92 35.35 10.27 52.62 120 266 Average 3 7311.00 45.27 74.00 -28.73 48.90 36.58 12.01 52.22 --- --- Peak

Mode	9	
	Band Edge	
	2400-2483.5_802.11n HT20_CH11_2462MHz	
ANT	6+7	
Pol.	Horizontal	Fundamental
Peak	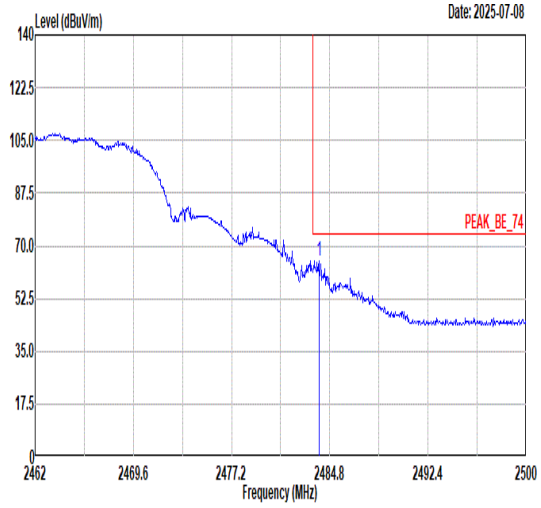 Freq Level Limit Line Margin Read Level Ant Factor Cable Loss Preamp Factor APos TPos Remark MHz dBuV/m dBuV/m dB dBuV dB/m dB dB cm deg 1 2483.96 65.23 74.00 -8.77 60.23 30.63 6.98 32.61 101 64 PEAK	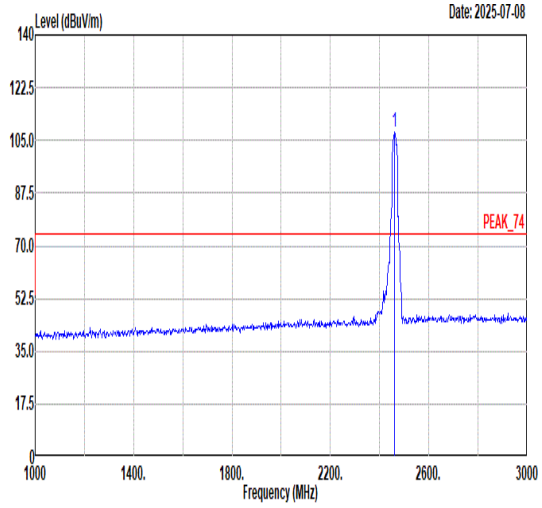 Freq Level Limit Line Margin Read Level Ant Factor Cable Loss Preamp Factor APos TPos Remark MHz dBuV/m dBuV/m dB dBuV dB/m dB dB cm deg 1 2462.00 107.85 ------ ------ 102.84 30.68 6.95 32.62 101 64 PEAK
Avg	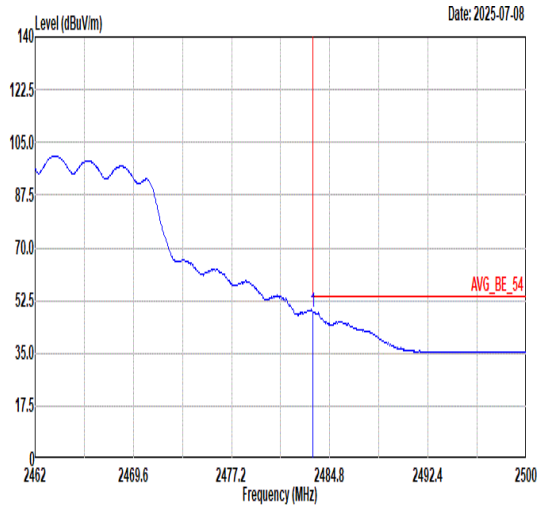 Freq Level Limit Line Margin Read Level Ant Factor Cable Loss Preamp Factor APos TPos Remark MHz dBuV/m dBuV/m dB dBuV dB/m dB dB cm deg 1 2483.51 48.53 54.00 -5.47 43.53 30.63 6.98 32.61 101 64 AVERAGE	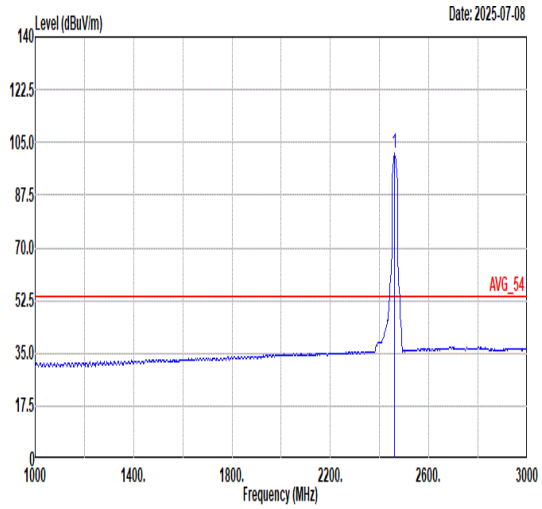 Freq Level Limit Line Margin Read Level Ant Factor Cable Loss Preamp Factor APos TPos Remark MHz dBuV/m dBuV/m dB dBuV dB/m dB dB cm deg 1 2462.00 101.18 ------ ------ 96.17 30.68 6.95 32.62 101 64 AVERAGE

Mode	9	
	Band Edge	
	2400-2483.5_802.11n HT20_CH11_2462MHz	
ANT	6+7	
Pol.	Vertical	Fundamental
Peak	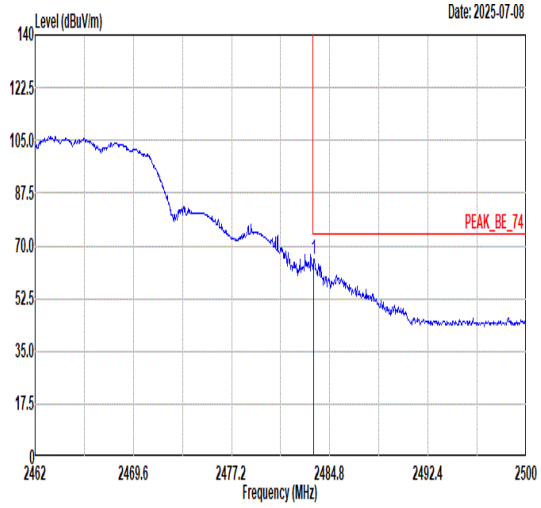 Freq Level Limit Line Margin Read Level Ant Factor Cable Loss Preamp Factor APos TPos Remark MHz dBuV/m dBuV/m dB dBuV dB/m dB dB cm deg 1 2483.55 65.46 74.00 -8.54 60.46 30.63 6.98 32.61 331 272 PEAK	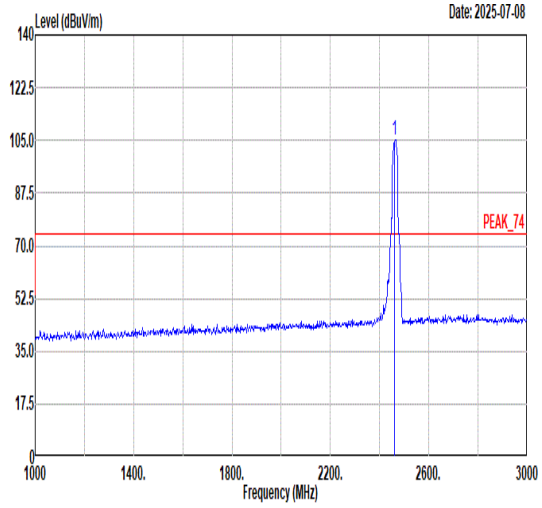 Freq Level Limit Line Margin Read Level Ant Factor Cable Loss Preamp Factor APos TPos Remark MHz dBuV/m dBuV/m dB dBuV dB/m dB dB cm deg 1 2462.00 105.20 ------ ------ 100.19 30.67 6.95 32.61 331 272 PEAK
Avg	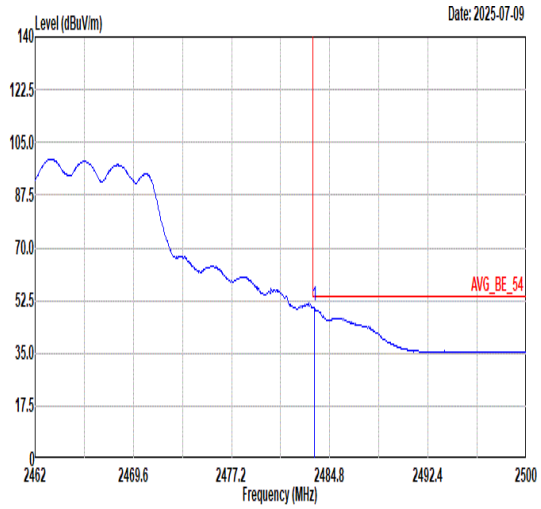 Freq Level Limit Line Margin Read Level Ant Factor Cable Loss Preamp Factor APos TPos Remark MHz dBuV/m dBuV/m dB dBuV dB/m dB dB cm deg 1 2483.58 50.59 54.00 -3.41 45.59 30.63 6.98 32.61 331 272 AVERAGE	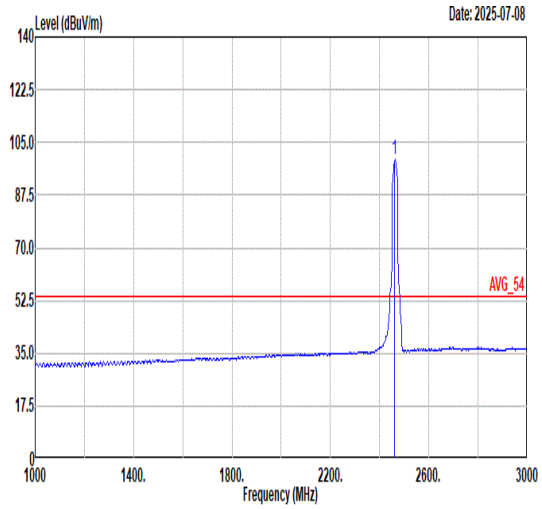 Freq Level Limit Line Margin Read Level Ant Factor Cable Loss Preamp Factor APos TPos Remark MHz dBuV/m dBuV/m dB dBuV dB/m dB dB cm deg 1 2462.00 99.33 ------ ------ 94.32 30.67 6.95 32.61 331 272 AVERAGE

Mode	9	
	Harmonic	
	2400-2483.5_802.11n HT20_CH11_2462MHz	
ANT	6+7	
Pol.	Horizontal	Vertical
Peak Avg	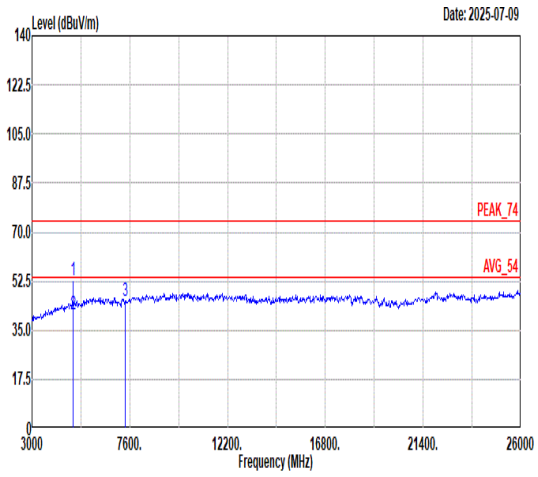 Freq Level Limit Line Margin Read Level Ant Factor Cable Loss Preamp Factor APos TPos Remark MHz dBuV/m dBuV/m dB dBuV dB/m dB dB cm deg 1 4924.00 53.06 74.00 -20.94 59.85 35.54 10.32 52.65 100 360 Peak 2 4924.00 40.76 54.00 -13.24 47.55 35.54 10.32 52.65 100 360 Average 3 7386.00 45.58 74.00 -28.42 49.28 36.57 11.98 52.25 --- --- Peak	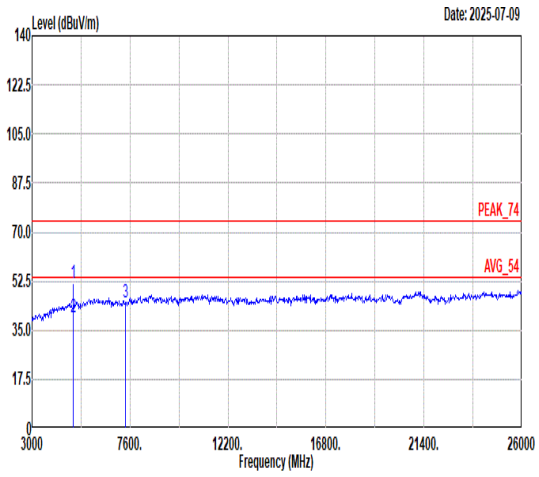 Freq Level Limit Line Margin Read Level Ant Factor Cable Loss Preamp Factor APos TPos Remark MHz dBuV/m dBuV/m dB dBuV dB/m dB dB cm deg 1 4924.00 51.84 74.00 -22.16 58.63 35.54 10.32 52.65 104 265 Peak 2 4924.00 39.66 54.00 -14.34 46.45 35.54 10.32 52.65 104 265 Average 3 7386.00 45.17 74.00 -28.83 48.87 36.57 11.98 52.25 --- --- Peak

Mode	10	
	Band Edge	
	2400-2483.5_802.11ax HE20_CH01_Full RU_2412MHz	
ANT	6+7	
Pol.	Horizontal	Fundamental
Peak	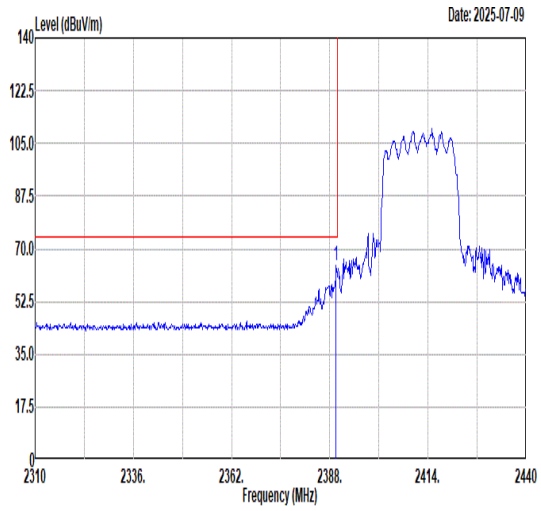 Freq Level Limit Line Margin (dB) Read Level Ant Factor Cable Loss Preamp Factor APos TPos Remark 1 2389.69 64.32 74.00 -9.68 59.49 30.60 6.87 32.64 100 61 PEAK	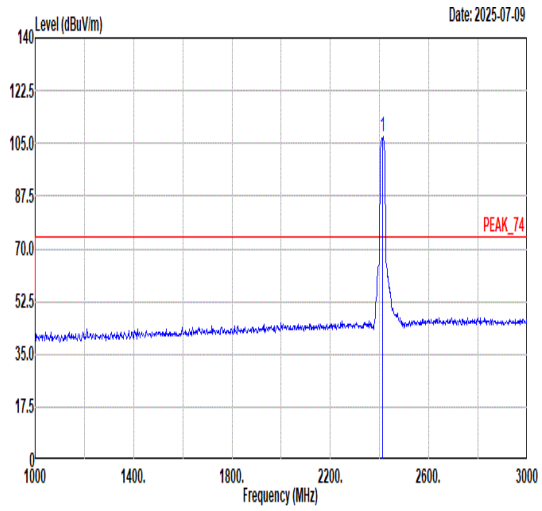 Freq Level Limit Line Margin (dB) Read Level Ant Factor Cable Loss Preamp Factor APos TPos Remark 1 2412.00 107.03 ------ ------ 102.14 30.63 6.89 32.63 100 61 PEAK
Avg	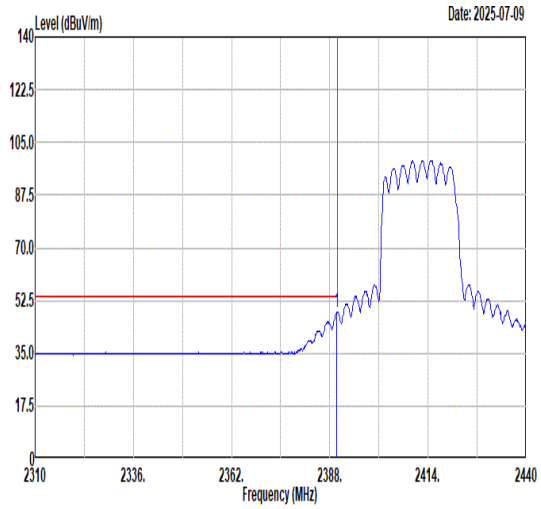 Freq Level Limit Line Margin (dB) Read Level Ant Factor Cable Loss Preamp Factor APos TPos Remark 1 2389.82 48.72 54.00 -5.28 43.89 30.60 6.87 32.64 100 61 AVERAGE	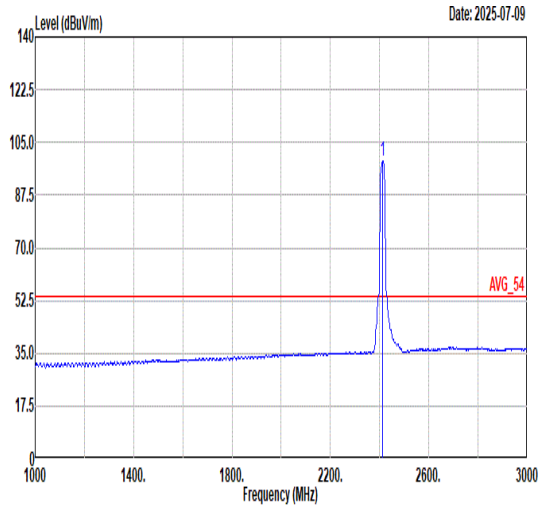 Freq Level Limit Line Margin (dB) Read Level Ant Factor Cable Loss Preamp Factor APos TPos Remark 1 2412.00 98.82 ------ ------ 93.95 30.62 6.89 32.64 100 61 AVERAGE

Mode	10	
	Band Edge	
	2400-2483.5_802.11ax HE20_CH01_Full RU_2412MHz	
ANT	6+7	
Pol.	Vertical	Fundamental
Peak	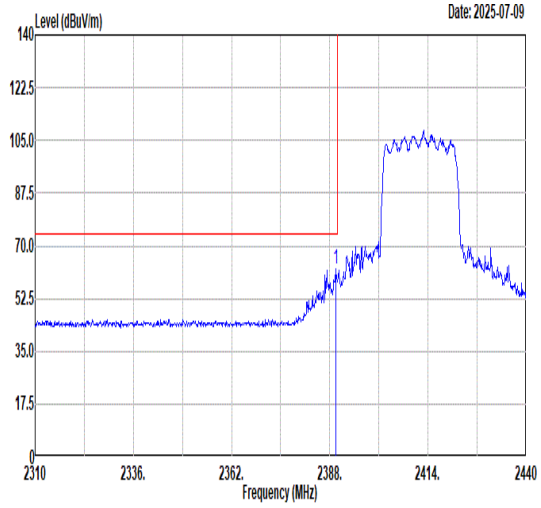 Freq Level Limit Line Margin (dB) Read Level Ant Factor Cable Loss Preamp Factor APos TPos Remark 1 2389.56 62.42 74.00 -11.58 57.59 30.60 6.87 32.64 400 221 PEAK	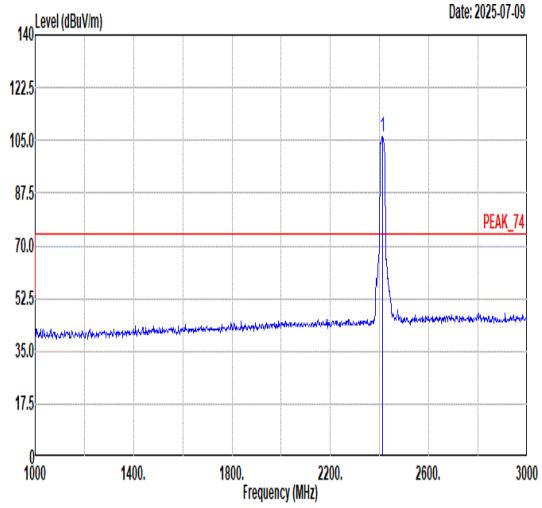 Freq Level Limit Line Margin (dB) Read Level Ant Factor Cable Loss Preamp Factor APos TPos Remark 1 2412.00 106.25 ------ ------ 101.38 30.62 6.89 32.64 400 221 PEAK
Avg	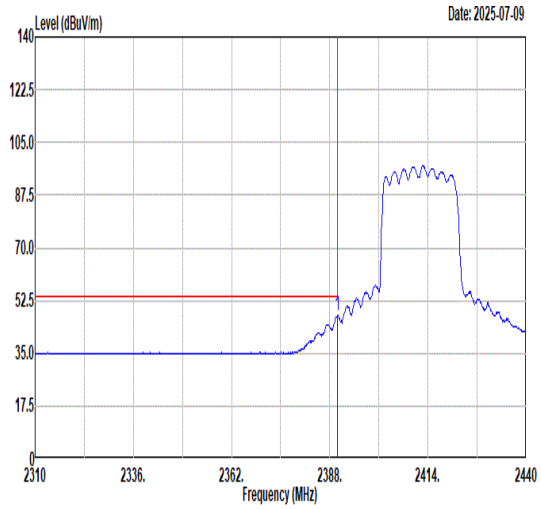 Freq Level Limit Line Margin (dB) Read Level Ant Factor Cable Loss Preamp Factor APos TPos Remark 1 2389.95 47.48 54.00 -6.52 42.65 30.60 6.87 32.64 400 221 AVERAGE	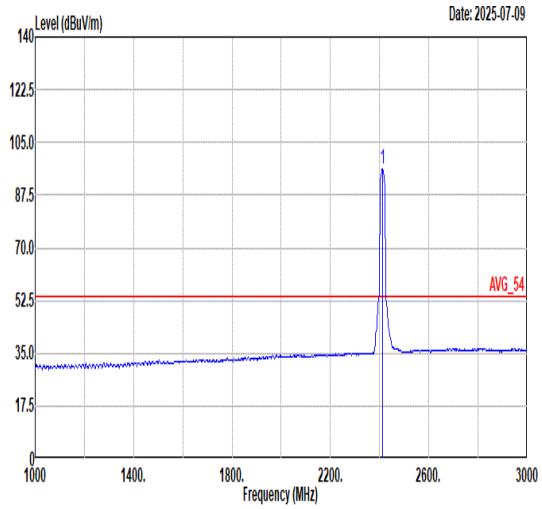 Freq Level Limit Line Margin (dB) Read Level Ant Factor Cable Loss Preamp Factor APos TPos Remark 1 2412.00 96.22 ------ ------ 91.35 30.62 6.89 32.64 400 221 AVERAGE

Mode	10	
	Harmonic	
	2400-2483.5_802.11ax HE20_CH01_Full RU_2412MHz	
ANT	6+7	
Pol.	Horizontal	Vertical
Peak Avg	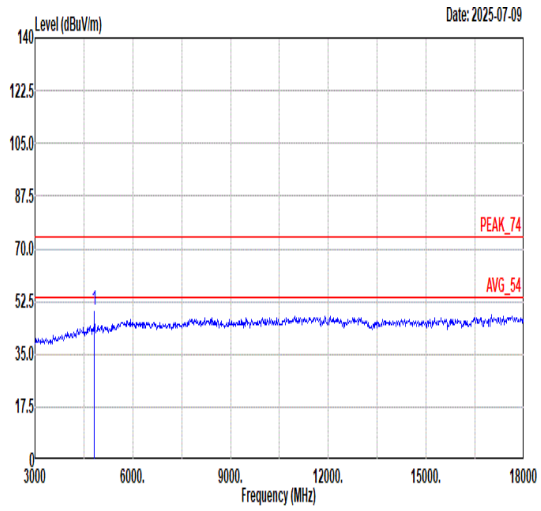 Freq Level Limit Line Margin Read Level Ant Factor Cable Loss Preamp Factor APos TPos Remark MHz dBuV/m dBuV/m dB dBuV dB/m dB dB cm deg 1 4824.00 49.61 74.00 -24.39 56.74 35.30 10.16 52.59 100 290 Peak	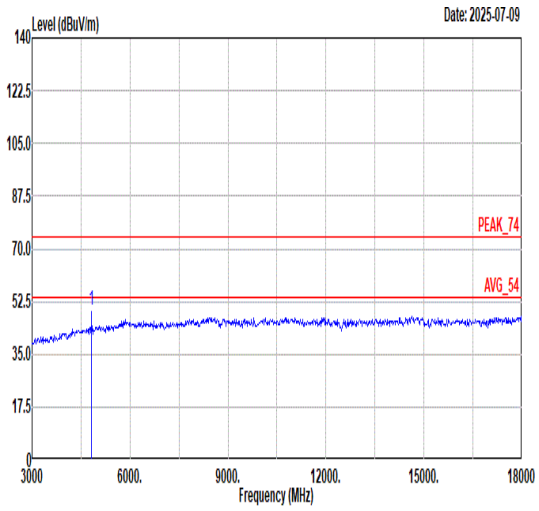 Freq Level Limit Line Margin Read Level Ant Factor Cable Loss Preamp Factor APos TPos Remark MHz dBuV/m dBuV/m dB dBuV dB/m dB dB cm deg 1 4824.00 49.84 74.00 -24.16 56.97 35.30 10.16 52.59 100 260 Peak

Mode	11	
	Band Edge - L	
	2400-2483.5_802.11ax HE20_CH06_Full RU_2437MHz	
ANT	6+7	
Pol.	Horizontal	Fundamental
Peak	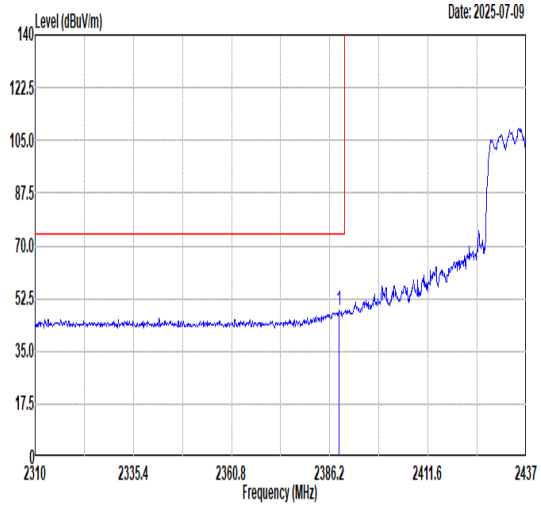 Freq Level Limit Line Margin (dB) Read Level Ant Factor Cable Loss Preamp Factor APos TPos Remark MHz dBuV/m dBuV/m dBuV dB/m dB dB cm deg 1 2388.61 48.45 74.00 -25.55 43.63 30.60 6.86 32.64 100 90 PEAK	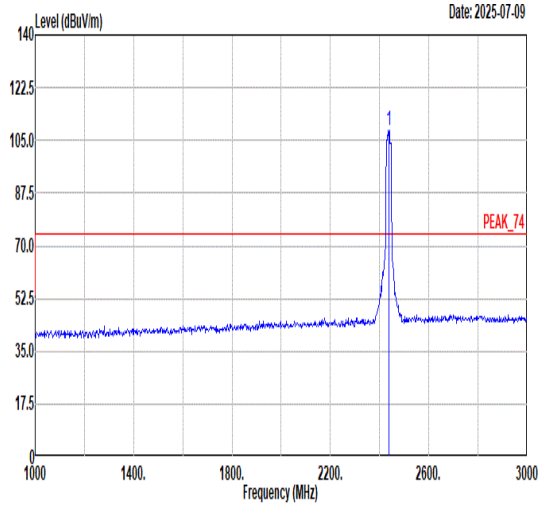 Freq Level Limit Line Margin (dB) Read Level Ant Factor Cable Loss Preamp Factor APos TPos Remark MHz dBuV/m dBuV/m dBuV dB/m dB dB cm deg 1 2437.00 108.10 ------ ------ 103.14 30.67 6.92 32.63 100 90 PEAK
Avg	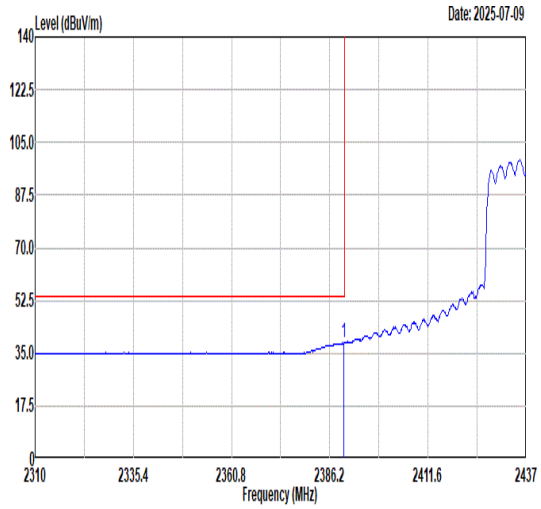 Freq Level Limit Line Margin (dB) Read Level Ant Factor Cable Loss Preamp Factor APos TPos Remark MHz dBuV/m dBuV/m dBuV dB/m dB dB cm deg 1 2389.76 38.61 54.00 -15.39 33.78 30.60 6.87 32.64 100 90 AVERAGE	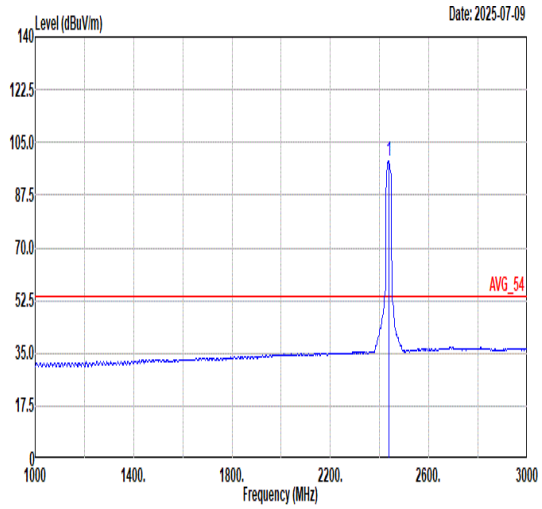 Freq Level Limit Line Margin (dB) Read Level Ant Factor Cable Loss Preamp Factor APos TPos Remark MHz dBuV/m dBuV/m dBuV dB/m dB dB cm deg 1 2437.00 98.78 ------ ------ 93.82 30.67 6.92 32.63 100 90 AVERAGE

Mode	11	
	Band Edge - R	
	2400-2483.5_802.11ax HE20_CH06_Full RU_2437MHz	
ANT	6+7	
Pol.	Horizontal	Fundamental
Peak	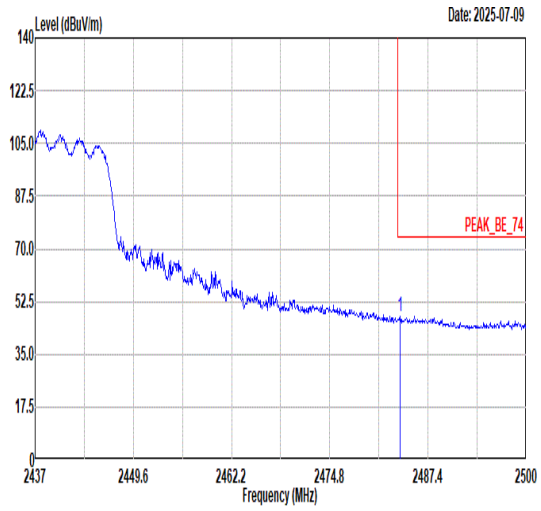 Freq Level Limit Line Margin (dB) Read Level Ant Factor Cable Loss Preamp Factor APos TPos Remark MHz dBuV/m dBuV/m dBuV dB/m dB dB cm deg 1 2483.81 47.71 74.00 -26.29 42.71 30.63 6.98 32.61 100 90 PEAK	Blank
Avg	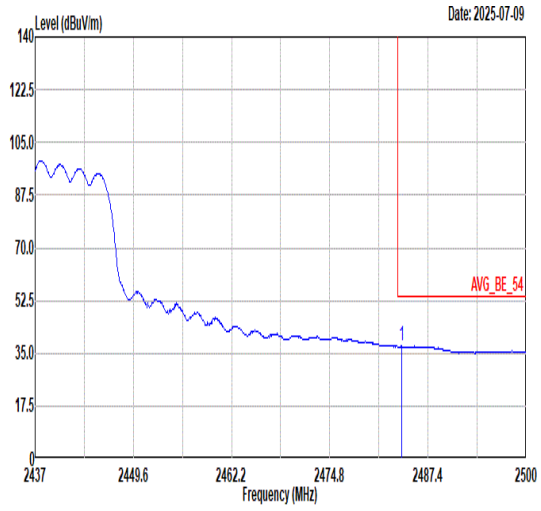 Freq Level Limit Line Margin (dB) Read Level Ant Factor Cable Loss Preamp Factor APos TPos Remark MHz dBuV/m dBuV/m dBuV dB/m dB dB cm deg 1 2484.00 37.46 54.00 -16.54 32.46 30.63 6.98 32.61 100 90 AVERAGE	Blank

Mode	11	
	Band Edge - L	
	2400-2483.5_802.11ax HE20_CH06_Full RU_2437MHz	
ANT	6+7	
Pol.	Vertical	Fundamental
Peak	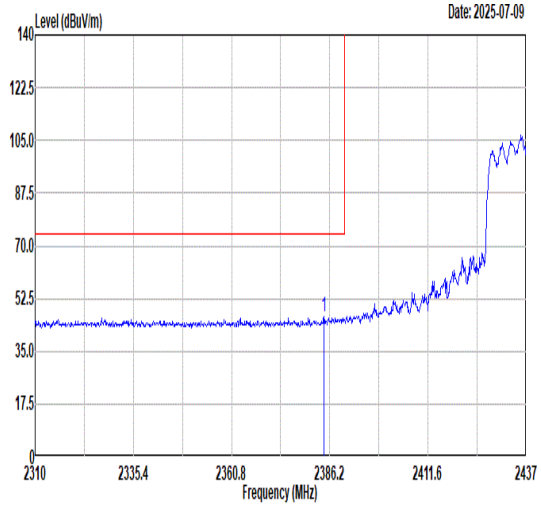 Freq Level Limit Line Margin (dB) Read Level Ant Factor Cable Loss Preamp Factor APos TPos Remark MHz dBuV/m dBuV/m dBuV dB/m dB dB cm deg 1 2384.68 46.29 74.00 -27.71 41.48 30.60 6.86 32.65 340 267 PEAK	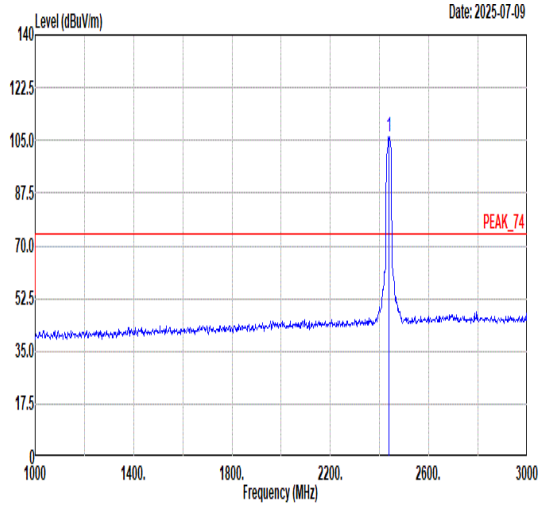 Freq Level Limit Line Margin (dB) Read Level Ant Factor Cable Loss Preamp Factor APos TPos Remark MHz dBuV/m dBuV/m dBuV dB/m dB dB cm deg 1 2437.00 106.21 ------ ------ 101.23 30.68 6.92 32.62 340 267 PEAK
Avg	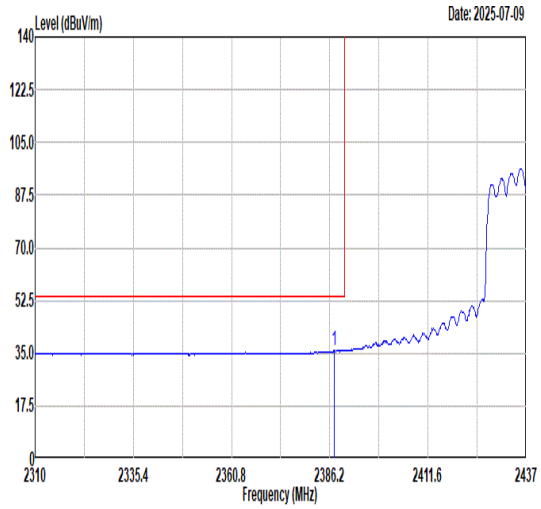 Freq Level Limit Line Margin (dB) Read Level Ant Factor Cable Loss Preamp Factor APos TPos Remark MHz dBuV/m dBuV/m dBuV dB/m dB dB cm deg 1 2387.34 36.00 54.00 -18.00 31.19 30.60 6.86 32.65 340 267 AVERAGE	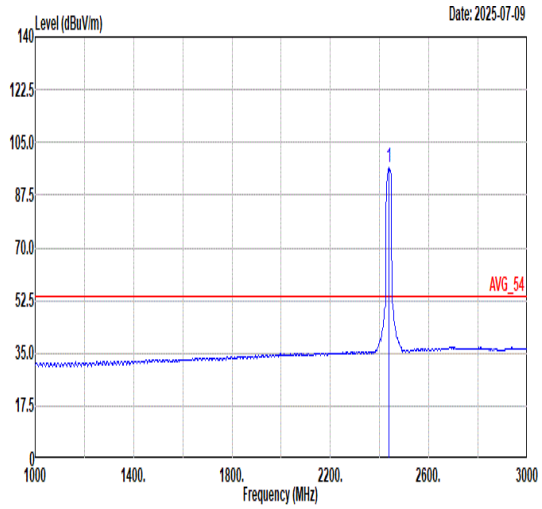 Freq Level Limit Line Margin (dB) Read Level Ant Factor Cable Loss Preamp Factor APos TPos Remark MHz dBuV/m dBuV/m dBuV dB/m dB dB cm deg 1 2437.00 96.83 ------ ------ 91.85 30.68 6.92 32.62 340 267 AVERAGE

Mode	11	
	Band Edge - R	
	2400-2483.5_802.11ax HE20_CH06_Full RU_2437MHz	
ANT	6+7	
Pol.	Vertical	Fundamental
Peak	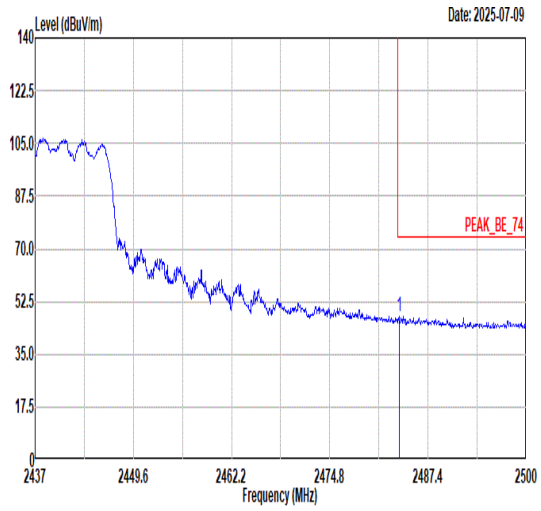 Freq Level Limit Line Margin (dB) Read Level Ant Factor Cable Loss Preamp Factor APos TPos Remark MHz dBuV/m dBuV/m dBuV dB/m dB dB cm deg 1 2483.75 47.51 74.00 -26.49 42.51 30.63 6.98 32.61 340 267 PEAK	Blank
Avg	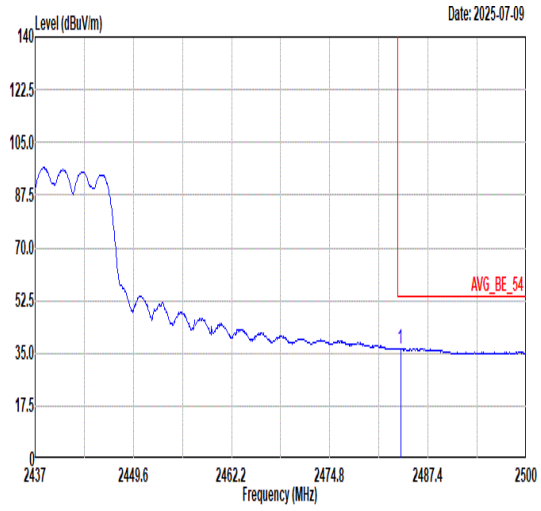 Freq Level Limit Line Margin (dB) Read Level Ant Factor Cable Loss Preamp Factor APos TPos Remark MHz dBuV/m dBuV/m dBuV dB/m dB dB cm deg 1 2483.87 36.61 54.00 -17.39 31.61 30.63 6.98 32.61 340 267 AVERAGE	Blank

Mode	11	
	Harmonic	
	2400-2483.5_802.11ax HE20_CH06_Full RU_2437MHz	
ANT	6+7	
Pol.	Horizontal	Vertical
Peak Avg	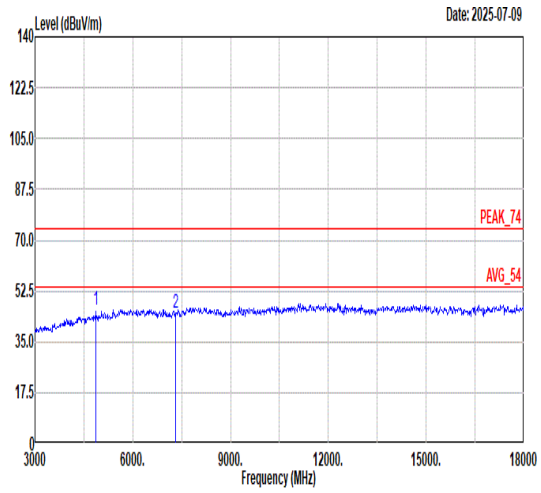 Freq Level Limit Line Margin Read Level Ant Factor Cable Loss Preamp Factor APos TPos Remark MHz dBuV/m dBuV/m dB dBuV dB/m dB dB cm deg 1 4874.00 45.99 74.00 -28.01 52.99 35.35 10.27 52.62 100 43 Peak 2 7311.00 44.83 74.00 -29.17 48.46 36.58 12.01 52.22 --- --- Peak	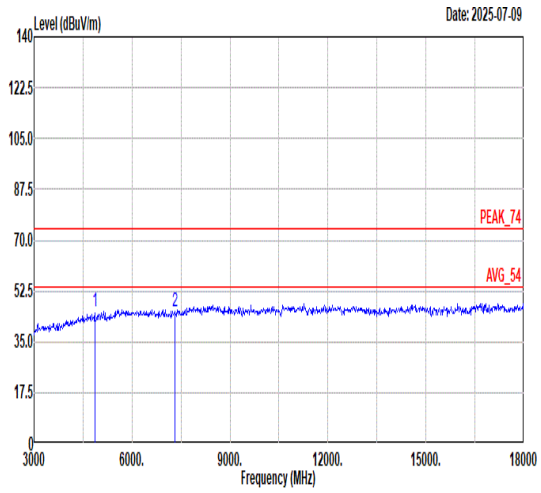 Freq Level Limit Line Margin Read Level Ant Factor Cable Loss Preamp Factor APos TPos Remark MHz dBuV/m dBuV/m dB dBuV dB/m dB dB cm deg 1 4874.00 45.68 74.00 -28.32 52.68 35.35 10.27 52.62 105 263 Peak 2 7311.00 45.54 74.00 -28.46 49.17 36.58 12.01 52.22 --- --- Peak

Mode	12	
	Band Edge	
	2400-2483.5_802.11ax HE20_CH11_Full RU_2462MHz	
ANT	6+7	
Pol.	Horizontal	Fundamental
Peak	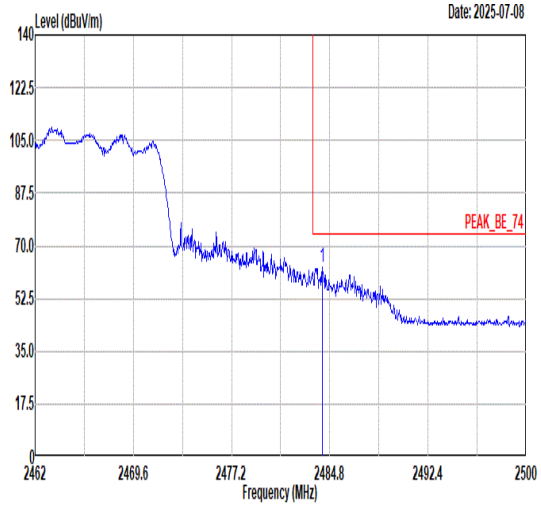 Freq Level Limit Line Margin (dB) Read Level Ant Factor Cable Loss Preamp Factor APos TPos Remark MHz dBuV/m dBuV/m dBuV dB/m dB dB cm deg 1 2484.23 62.77 74.00 -11.23 57.77 30.63 6.98 32.61 104 62 PEAK	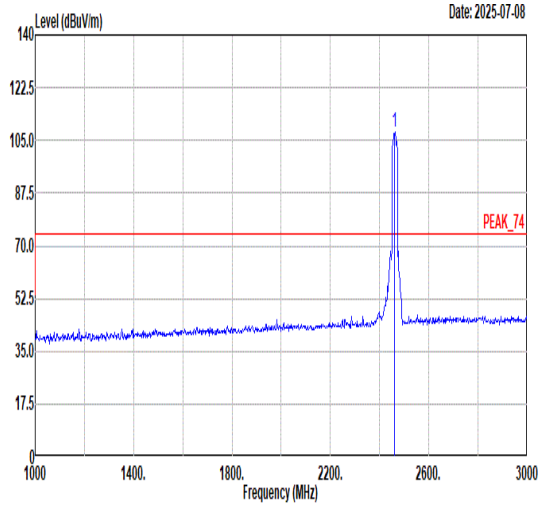 Freq Level Limit Line Margin (dB) Read Level Ant Factor Cable Loss Preamp Factor APos TPos Remark MHz dBuV/m dBuV/m dBuV dB/m dB dB cm deg 1 2462.00 107.92 ------ ------ 102.91 30.67 6.95 32.61 104 62 PEAK
Avg	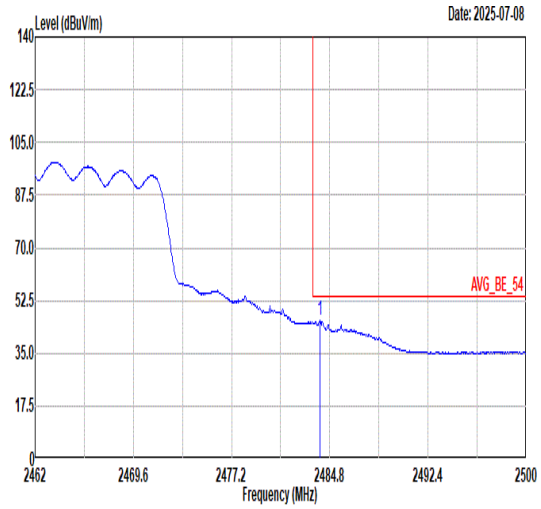 Freq Level Limit Line Margin (dB) Read Level Ant Factor Cable Loss Preamp Factor APos TPos Remark MHz dBuV/m dBuV/m dBuV dB/m dB dB cm deg 1 2484.04 45.74 54.00 -8.26 40.74 30.63 6.98 32.61 104 62 AVERAGE	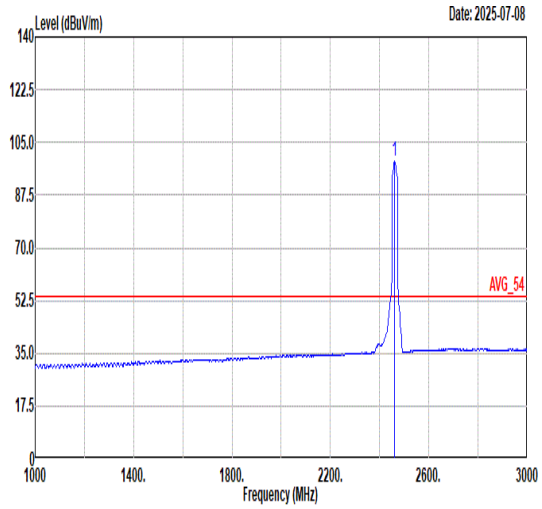 Freq Level Limit Line Margin (dB) Read Level Ant Factor Cable Loss Preamp Factor APos TPos Remark MHz dBuV/m dBuV/m dBuV dB/m dB dB cm deg 1 2462.00 98.83 ------ ------ 93.82 30.68 6.95 32.62 104 62 AVERAGE

Mode	12	
	Band Edge	
	2400-2483.5_802.11ax HE20_CH11_Full RU_2462MHz	
ANT	6+7	
Pol.	Vertical	Fundamental
Peak	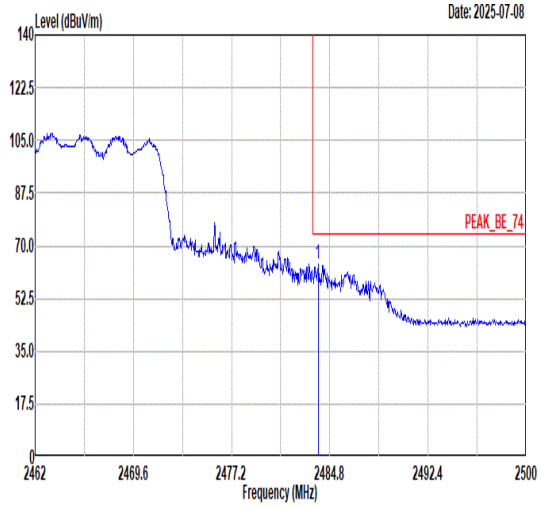 Freq Level Limit Line Margin (dB) Read Level Ant Factor Cable Loss Preamp Factor APos TPos Remark MHz dBuV/m dBuV/m dBuV dB/m dB dB cm deg 1 2483.89 63.88 74.00 -10.12 58.88 30.63 6.98 32.61 332 270 PEAK	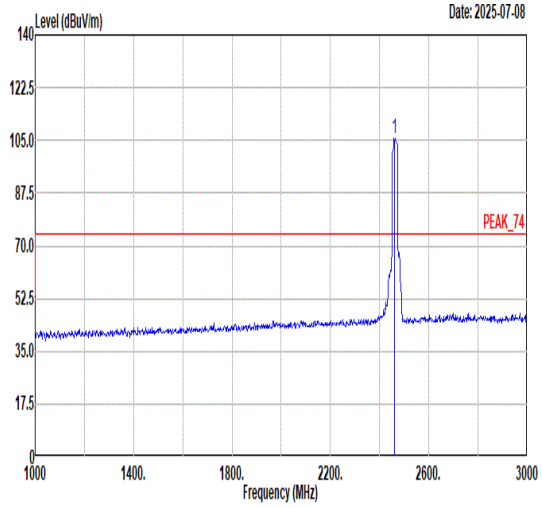 Freq Level Limit Line Margin (dB) Read Level Ant Factor Cable Loss Preamp Factor APos TPos Remark MHz dBuV/m dBuV/m dBuV dB/m dB dB cm deg 1 2462.00 105.91 ------ ------ 100.90 30.67 6.95 32.61 332 270 PEAK
Avg	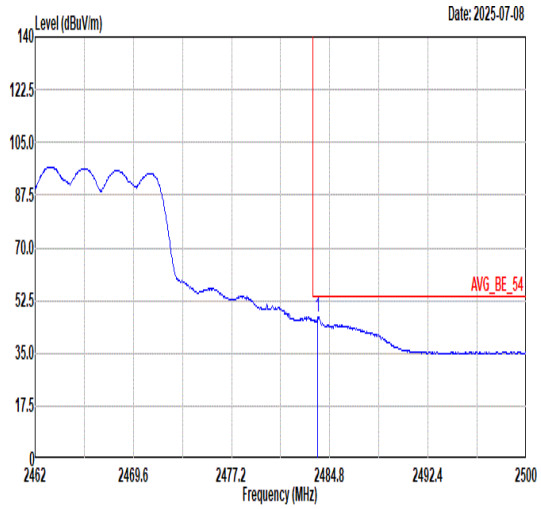 Freq Level Limit Line Margin (dB) Read Level Ant Factor Cable Loss Preamp Factor APos TPos Remark MHz dBuV/m dBuV/m dBuV dB/m dB dB cm deg 1 2483.85 47.07 54.00 -6.93 42.07 30.63 6.98 32.61 332 270 AVERAGE	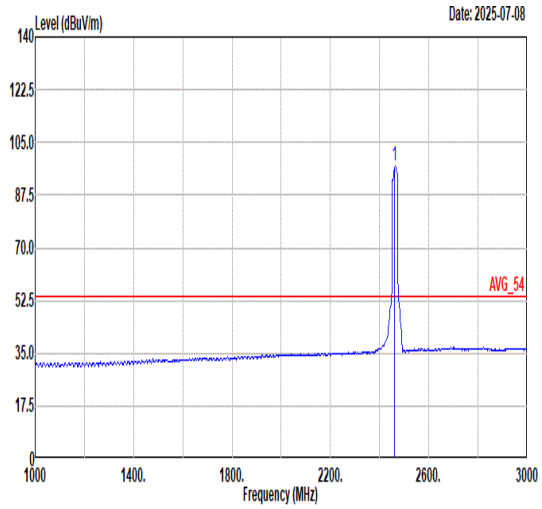 Freq Level Limit Line Margin (dB) Read Level Ant Factor Cable Loss Preamp Factor APos TPos Remark MHz dBuV/m dBuV/m dBuV dB/m dB dB cm deg 1 2462.00 97.03 ------ ------ 92.02 30.67 6.95 32.61 332 270 AVERAGE

Mode	12	
	Harmonic	
	2400-2483.5_802.11ax HE20_CH11_Full RU_2462MHz	
ANT	6+7	
Pol.	Horizontal	Vertical
Peak Avg	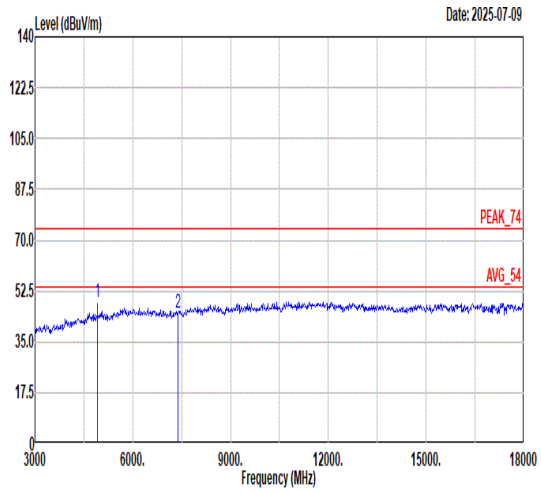 Freq Level Limit Line Margin Read Level Ant Factor Cable Loss Preamp Factor APos TPos Remark MHz dBuV/m dBuV/m dB dBuV dB/m dB dB cm deg 1 4924.00 48.57 74.00 -25.43 55.36 35.54 10.32 52.65 100 360 Peak 2 7386.00 45.15 74.00 -28.85 48.85 36.57 11.98 52.25 --- --- Peak	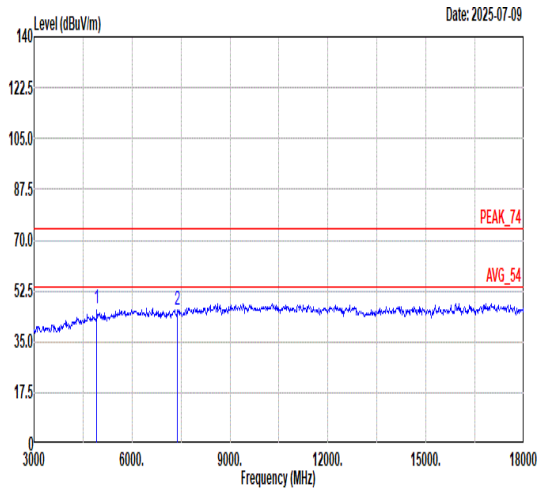 Freq Level Limit Line Margin Read Level Ant Factor Cable Loss Preamp Factor APos TPos Remark MHz dBuV/m dBuV/m dB dBuV dB/m dB dB cm deg 1 4924.00 46.26 74.00 -27.74 53.05 35.54 10.32 52.65 109 262 Peak 2 7386.00 45.75 74.00 -28.25 49.45 36.57 11.98 52.25 --- --- Peak

Mode	13	
	Band Edge	
	2400-2483.5_802.11ax HE20_CH01_Partail RU 52/37_2412MHz	
ANT	6+7	
Pol.	Horizontal	Fundamental
Peak	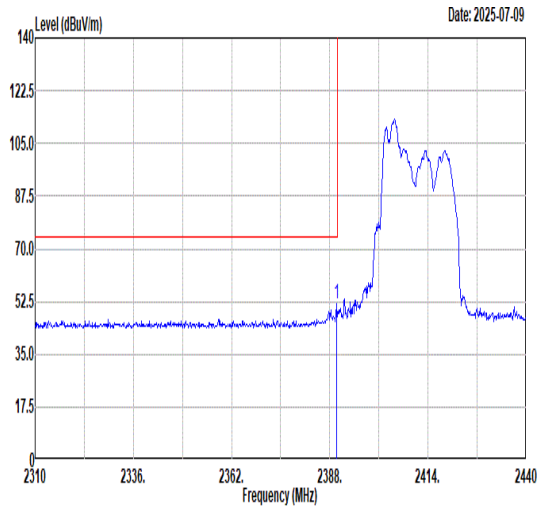 Freq Level Limit Line Margin Read Level Ant Factor Cable Loss Preamp Factor APos TPos Remark MHz dBuV/m dBuV/m dB dBuV dB/m dB dB cm deg 1 2389.82 51.62 74.00 -22.38 46.79 30.60 6.87 32.64 346 285 PEAK	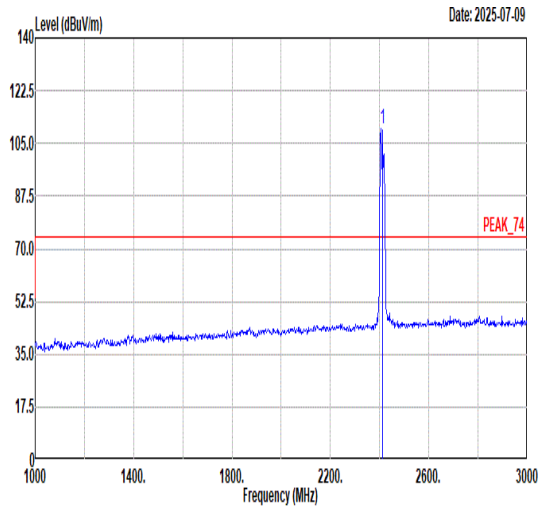 Freq Level Limit Line Margin Read Level Ant Factor Cable Loss Preamp Factor APos TPos Remark MHz dBuV/m dBuV/m dB dBuV dB/m dB dB cm deg 1 2412.00 109.99 ------ ------ 105.14 30.61 6.88 32.64 346 285 PEAK
Avg	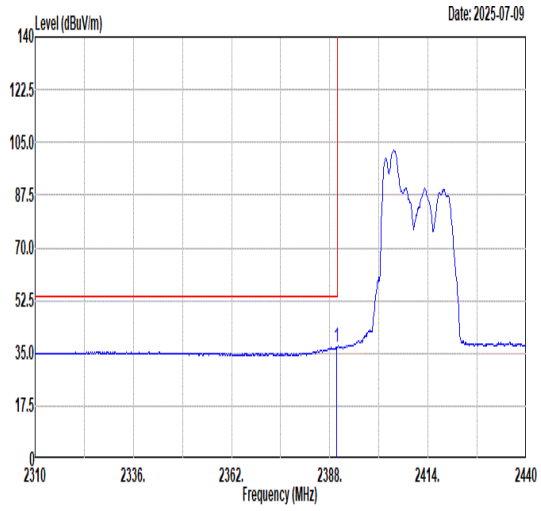 Freq Level Limit Line Margin Read Level Ant Factor Cable Loss Preamp Factor APos TPos Remark MHz dBuV/m dBuV/m dB dBuV dB/m dB dB cm deg 1 2389.82 36.98 54.00 -17.02 32.15 30.60 6.87 32.64 346 285 AVERAGE	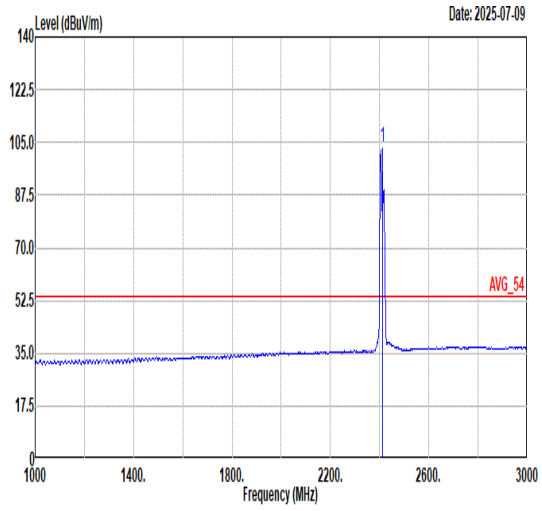 Freq Level Limit Line Margin Read Level Ant Factor Cable Loss Preamp Factor APos TPos Remark MHz dBuV/m dBuV/m dB dBuV dB/m dB dB cm deg 1 2412.00 103.33 ------ ------ 98.48 30.61 6.88 32.64 346 285 AVERAGE

Mode	13	
	Band Edge	
	2400-2483.5_802.11ax HE20_CH01_Partail RU 52/37_2412MHz	
ANT	6+7	
Pol.	Vertical	Fundamental
Peak	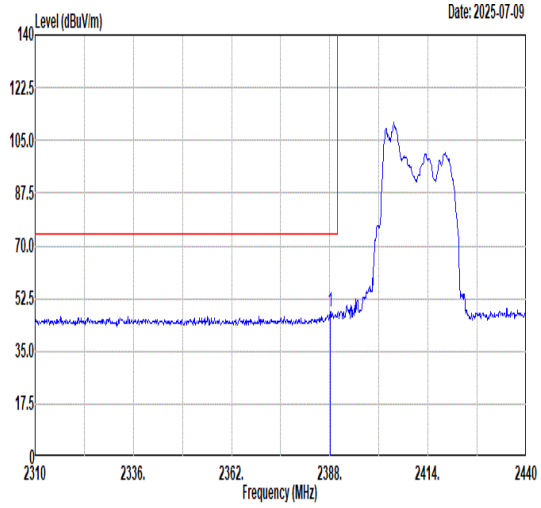 Freq Level Limit Line Margin Read Level Ant Factor Cable Loss Preamp Factor APos TPos Remark MHz dBuV/m dBuV/m dB dBuV dB/m dB dB cm deg 1 2388.13 47.84 74.00 -26.16 43.02 30.60 6.86 32.64 359 89 PEAK	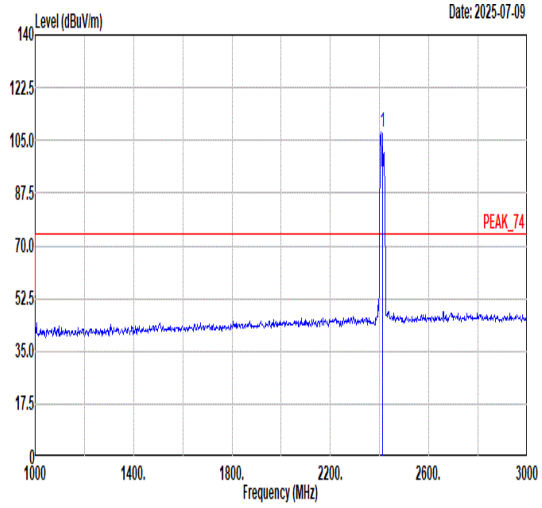 Freq Level Limit Line Margin Read Level Ant Factor Cable Loss Preamp Factor APos TPos Remark MHz dBuV/m dBuV/m dB dBuV dB/m dB dB cm deg 1 2412.00 107.89 ------ ------ 103.04 30.61 6.88 32.64 359 89 PEAK
Avg	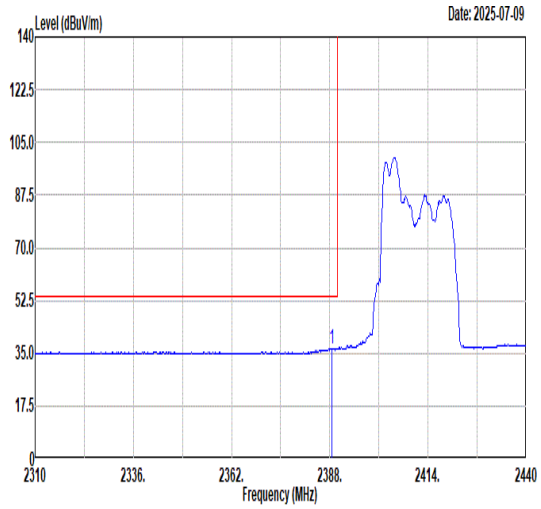 Freq Level Limit Line Margin Read Level Ant Factor Cable Loss Preamp Factor APos TPos Remark MHz dBuV/m dBuV/m dB dBuV dB/m dB dB cm deg 1 2388.65 36.53 54.00 -17.47 31.71 30.60 6.86 32.64 359 89 AVERAGE	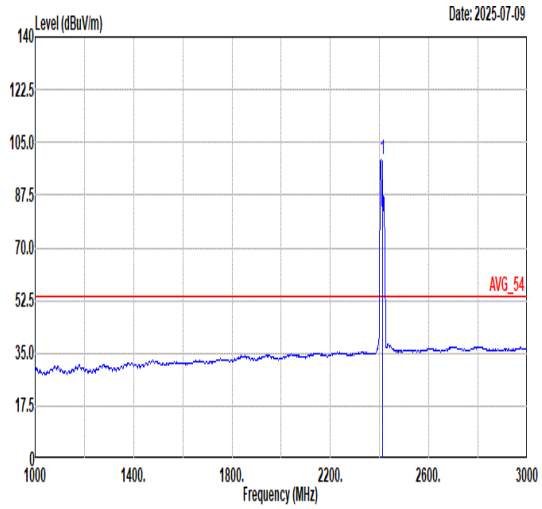 Freq Level Limit Line Margin Read Level Ant Factor Cable Loss Preamp Factor APos TPos Remark MHz dBuV/m dBuV/m dB dBuV dB/m dB dB cm deg 1 2412.00 99.50 ------ ------ 94.65 30.61 6.88 32.64 359 89 AVERAGE

Mode	13	
	Harmonic	
	2400-2483.5_802.11ax HE20_CH01_Partail RU 52/37_2412MHz	
ANT	6+7	
Pol.	Horizontal	Vertical
Peak Avg	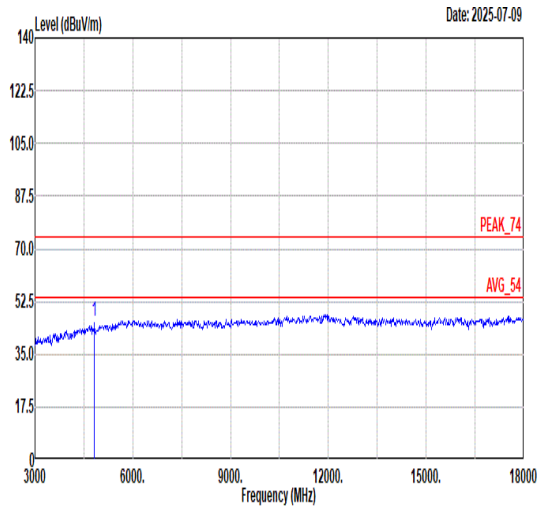 Freq Level Limit Line Margin Read Level Ant Factor Cable Loss Preamp Factor APos TPos Remark MHz dBuV/m dBuV/m dB dBuV dB/m dB dB cm deg 1 4824.00 46.04 74.00 -27.96 53.17 35.30 10.16 52.59 --- --- Peak	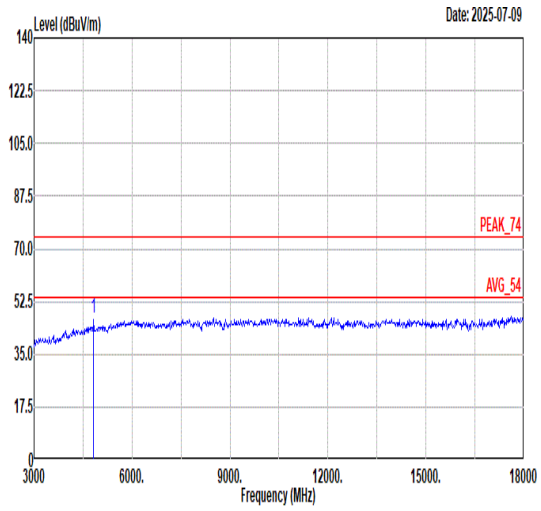 Freq Level Limit Line Margin Read Level Ant Factor Cable Loss Preamp Factor APos TPos Remark MHz dBuV/m dBuV/m dB dBuV dB/m dB dB cm deg 1 4824.00 47.12 74.00 -26.88 54.25 35.30 10.16 52.59 --- --- Peak

Mode	14	
	Band Edge	
	2400-2483.5_802.11ax HE20_CH11_Partail RU 52/40_2462MHz	
ANT	6+7	
Pol.	Horizontal	Fundamental
Peak	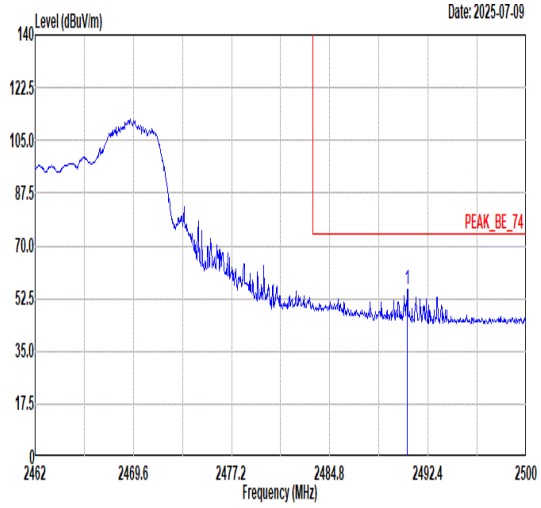 Freq Level Limit Line Margin (dB) Read Level Ant Factor Cable Loss Preamp Factor APos TPos Remark MHz dBuV/m dBuV/m dBuV dB/m dB dB cm deg 1 2490.80 55.30 74.00 -18.70 50.30 30.62 6.98 32.60 100 291 PEAK	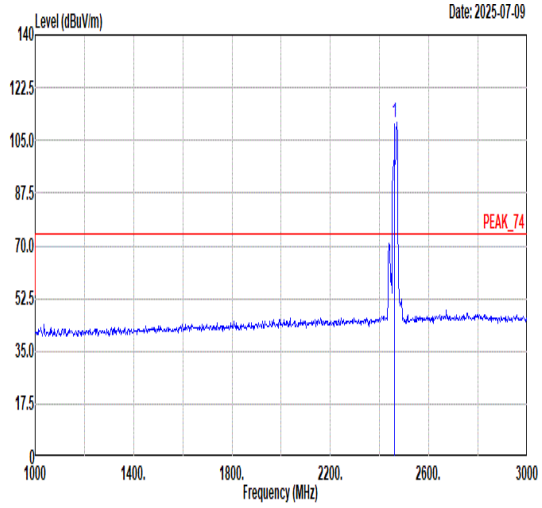 Freq Level Limit Line Margin (dB) Read Level Ant Factor Cable Loss Preamp Factor APos TPos Remark MHz dBuV/m dBuV/m dBuV dB/m dB dB cm deg 1 2462.00 111.11 ------ ------ 106.10 30.66 6.96 32.61 100 291 PEAK
Avg	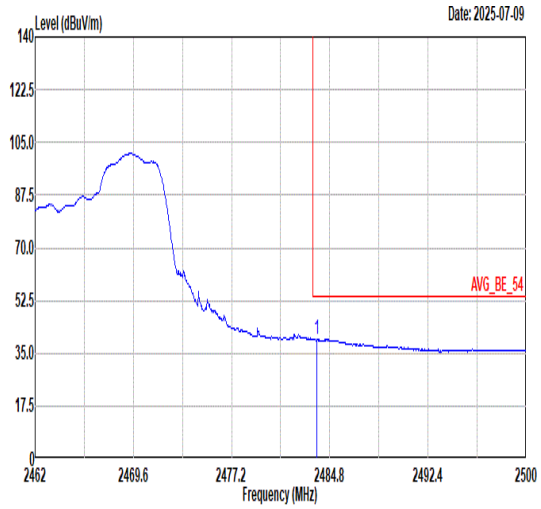 Freq Level Limit Line Margin (dB) Read Level Ant Factor Cable Loss Preamp Factor APos TPos Remark MHz dBuV/m dBuV/m dBuV dB/m dB dB cm deg 1 2483.77 39.61 54.00 -14.39 34.61 30.63 6.98 32.61 100 291 AVERAGE	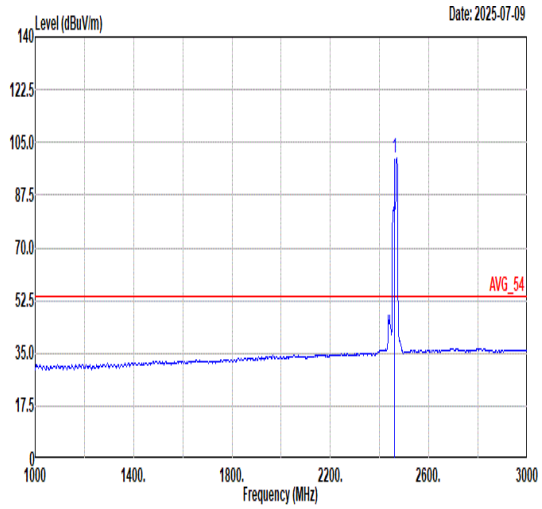 Freq Level Limit Line Margin (dB) Read Level Ant Factor Cable Loss Preamp Factor APos TPos Remark MHz dBuV/m dBuV/m dBuV dB/m dB dB cm deg 1 2462.00 99.66 ------ ------ 94.65 30.66 6.96 32.61 100 291 AVERAGE

Mode	14	
	Band Edge	
	2400-2483.5_802.11ax HE20_CH11_Partail RU 52/40_2462MHz	
ANT	6+7	
Pol.	Vertical	Fundamental
Peak	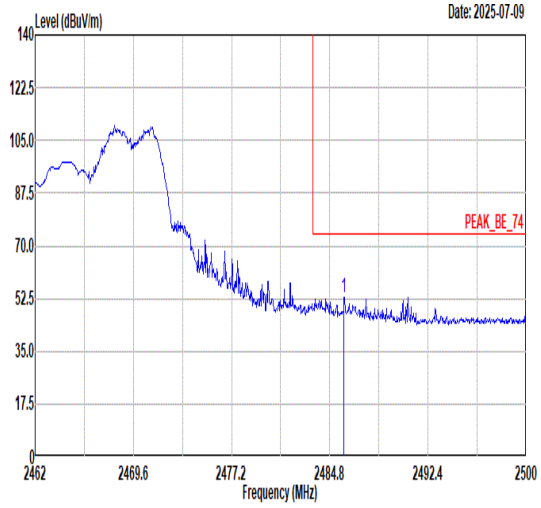 Freq Level Limit Line Margin (dB) Read Level Ant Factor Cable Loss Preamp Factor APos TPos Remark MHz dBuV/m dBuV/m dBuV dB/m dB dB cm deg 1 2485.90 52.78 74.00 -21.22 47.78 30.63 6.98 32.61 333 269 PEAK	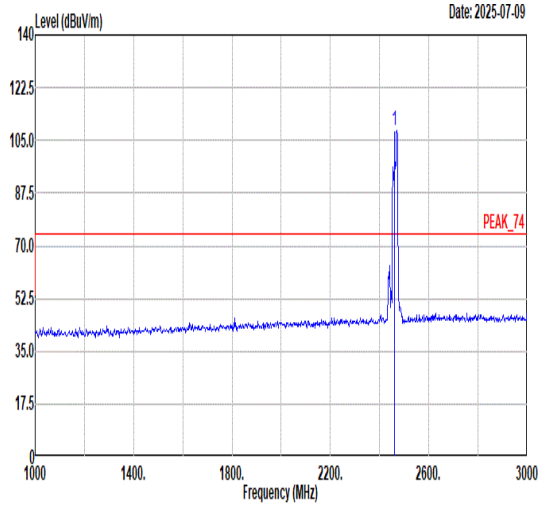 Freq Level Limit Line Margin (dB) Read Level Ant Factor Cable Loss Preamp Factor APos TPos Remark MHz dBuV/m dBuV/m dBuV dB/m dB dB cm deg 1 2462.00 108.52 ------ ------ 103.51 30.66 6.96 32.61 333 269 PEAK
Avg	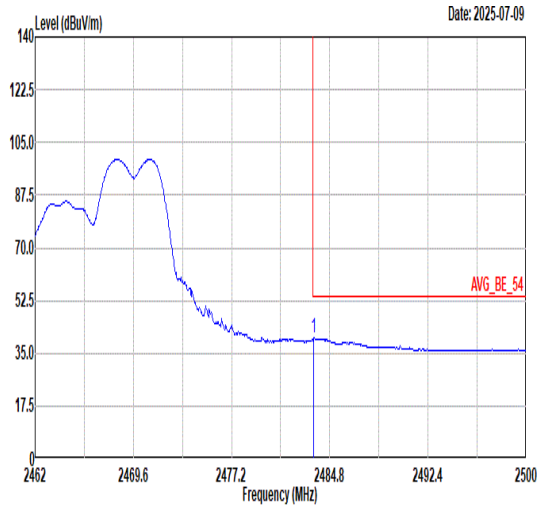 Freq Level Limit Line Margin (dB) Read Level Ant Factor Cable Loss Preamp Factor APos TPos Remark MHz dBuV/m dBuV/m dBuV dB/m dB dB cm deg 1 2483.55 40.37 54.00 -13.63 35.37 30.63 6.98 32.61 333 269 AVERAGE	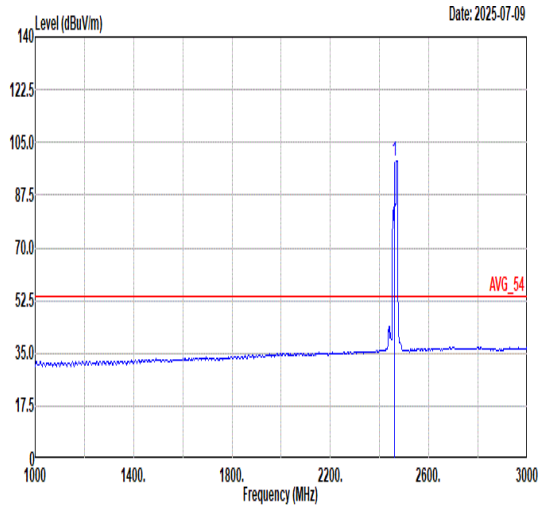 Freq Level Limit Line Margin (dB) Read Level Ant Factor Cable Loss Preamp Factor APos TPos Remark MHz dBuV/m dBuV/m dBuV dB/m dB dB cm deg 1 2462.00 98.59 ------ ------ 93.58 30.66 6.96 32.61 333 269 AVERAGE

Mode	14	
	Harmonic	
	2400-2483.5_802.11ax HE20_CH11_Partail RU 52/40_2462MHz	
ANT	6+7	
Pol.	Horizontal	Vertical
Peak Avg	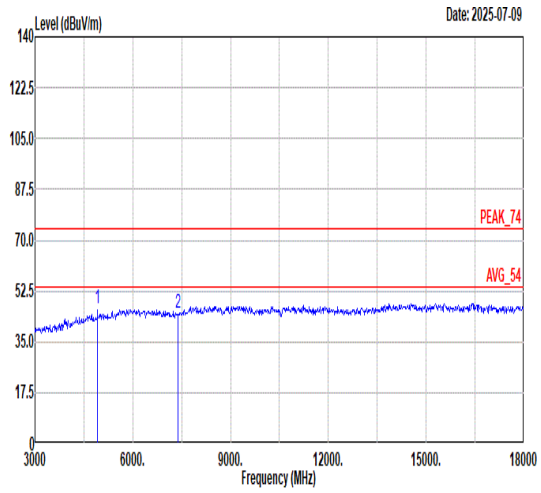 Freq Level Limit Line Margin Read Level Ant Factor Cable Loss Preamp Factor APos TPos Remark MHz dBuV/m dBuV/m dB dBuV dB/m dB dB cm deg 1 4924.00 46.40 74.00 -27.60 53.19 35.54 10.32 52.65 --- --- Peak 2 7386.00 44.98 74.00 -29.02 48.68 36.57 11.98 52.25 --- --- Peak	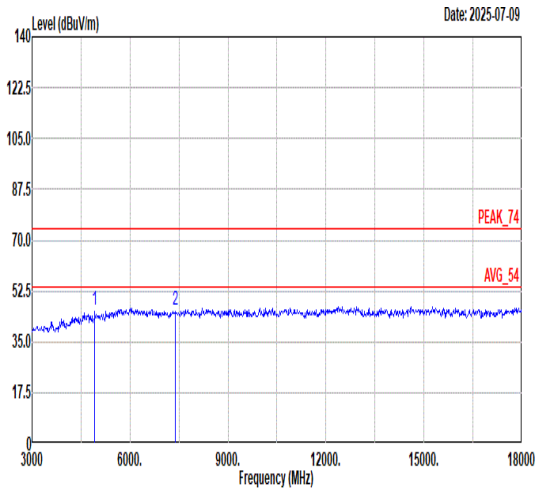 Freq Level Limit Line Margin Read Level Ant Factor Cable Loss Preamp Factor APos TPos Remark MHz dBuV/m dBuV/m dB dBuV dB/m dB dB cm deg 1 4924.00 45.79 74.00 -28.21 52.58 35.54 10.32 52.65 --- --- Peak 2 7386.00 45.77 74.00 -28.23 49.47 36.57 11.98 52.25 --- --- Peak

Mode	15	
	LF	
	2400-2483.5_802.11n HT20_CH11_2462MHz	
ANT	6+7	
Pol.	Horizontal	Vertical
Peak	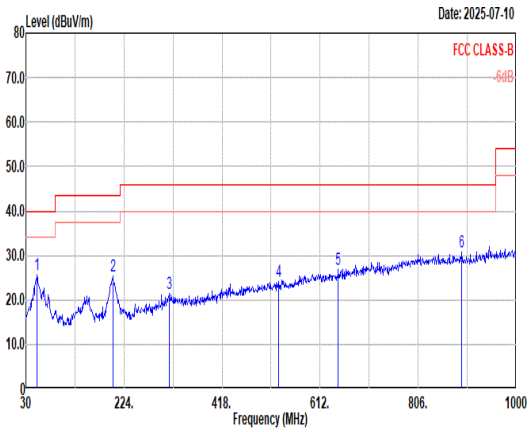	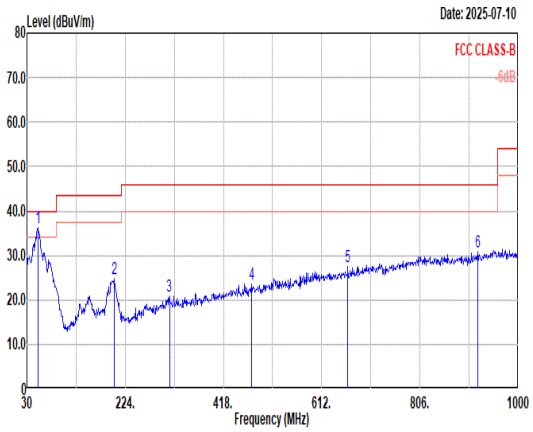

	Freq	Level	Limit Line	Margin	Read Level	Ant Factor	Cable Loss	Preamp Factor	APos	TPos	Remark
	MHz	dBuV/m	dBuV/m	dB	dBuV	dB/m	dB	dB	cm	deg	
1	52.31	25.64	40.00	-14.36	41.60	13.94	1.32	31.22	---	---	Peak
2	201.69	25.24	43.50	-18.26	38.06	15.50	2.58	30.90	---	---	Peak
3	313.24	21.37	46.00	-24.63	29.35	19.70	3.19	30.87	---	---	Peak
4	530.52	24.28	46.00	-21.72	26.52	24.49	4.15	30.88	---	---	Peak
5	647.89	26.97	46.00	-19.03	28.10	25.19	4.58	30.90	---	---	Peak
6	892.33	30.72	46.00	-15.28	29.62	26.75	5.36	31.01	---	---	Peak

	Freq	Level	Limit Line	Margin	Read Level	Ant Factor	Cable Loss	Preamp Factor	APos	TPos	Remark
	MHz	dBuV/m	dBuV/m	dB	dBuV	dB/m	dB	dB	cm	deg	
1	51.34	36.16	40.00	-3.84	51.94	14.12	1.31	31.21	---	---	Peak
2	201.69	24.79	43.50	-18.71	37.61	15.50	2.58	30.90	---	---	Peak
3	311.30	20.95	46.00	-25.05	29.00	19.65	3.18	30.88	---	---	Peak
4	473.29	23.69	46.00	-22.31	27.15	23.32	3.92	30.70	---	---	Peak
5	663.41	27.34	46.00	-18.66	28.38	25.20	4.63	30.87	---	---	Peak
6	920.46	30.80	46.00	-15.20	29.42	26.92	5.46	31.00	---	---	Peak

Mode	16	
	Band Edge	
	2400-2483.5_802.11g_CH02_2417MHz	
ANT	6+7	
Pol.	Horizontal	Fundamental
Peak	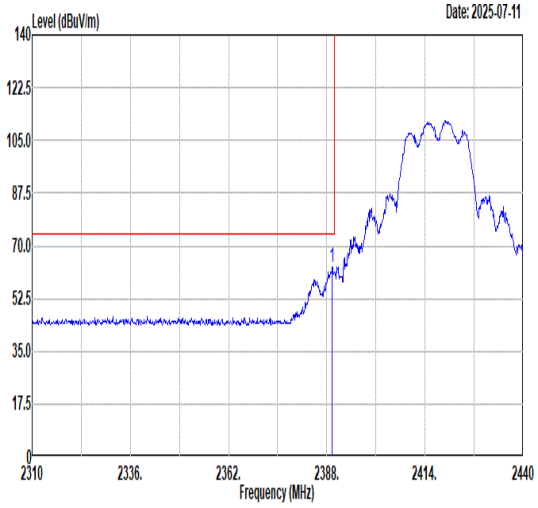 Freq Level Limit Line Margin (dB) Read Level Ant Factor Cable Loss Preamp Factor APos TPos Remark MHz dBuV/m dBuV/m dBuV dB/m dB dB cm deg 1 2389.43 63.02 74.00 -10.98 58.19 30.60 6.87 32.64 128 67 PEAK	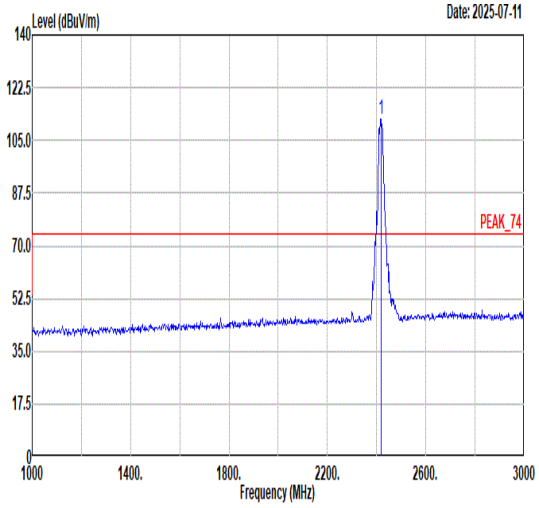 Freq Level Limit Line Margin (dB) Read Level Ant Factor Cable Loss Preamp Factor APos TPos Remark MHz dBuV/m dBuV/m dBuV dB/m dB dB cm deg 1 2417.00 112.20 ------ ------ 107.29 30.64 6.90 32.63 128 67 PEAK
Avg	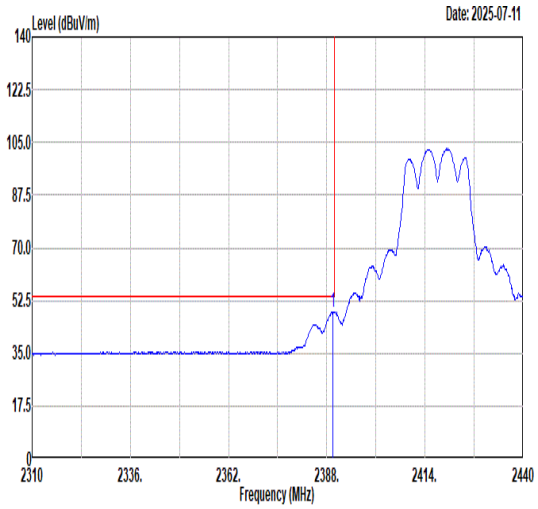 Freq Level Limit Line Margin (dB) Read Level Ant Factor Cable Loss Preamp Factor APos TPos Remark MHz dBuV/m dBuV/m dBuV dB/m dB dB cm deg 1 2389.56 48.74 54.00 -5.26 43.91 30.60 6.87 32.64 128 67 AVERAGE	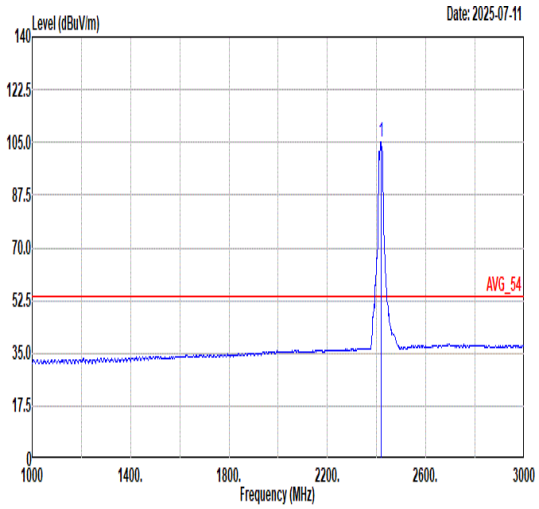 Freq Level Limit Line Margin (dB) Read Level Ant Factor Cable Loss Preamp Factor APos TPos Remark MHz dBuV/m dBuV/m dBuV dB/m dB dB cm deg 1 2417.00 105.37 ------ ------ 100.46 30.64 6.90 32.63 128 67 AVERAGE

Mode	16	
	Band Edge	
	2400-2483.5_802.11g_CH02_2417MHz	
ANT	6+7	
Pol.	Vertical	Fundamental
Peak	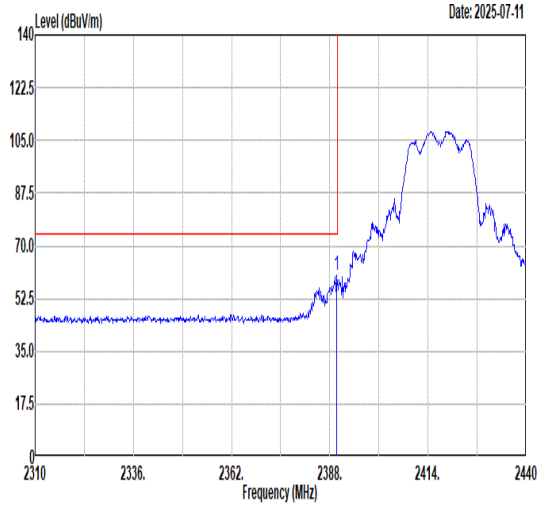 Freq Level Limit Line Margin (dB) Read Level Ant Factor Cable Loss Preamp Factor APos TPos Remark MHz dBuV/m dBuV/m dBuV dB/m dB dB cm deg 1 2389.82 60.25 74.00 -13.75 55.42 30.60 6.87 32.64 293 100 PEAK	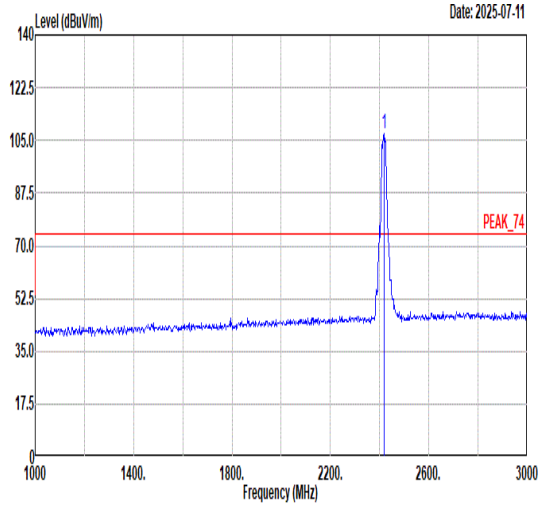 Freq Level Limit Line Margin (dB) Read Level Ant Factor Cable Loss Preamp Factor APos TPos Remark MHz dBuV/m dBuV/m dBuV dB/m dB dB cm deg 1 2417.00 107.26 ------ ------ 102.35 30.64 6.90 32.63 293 100 PEAK
Avg	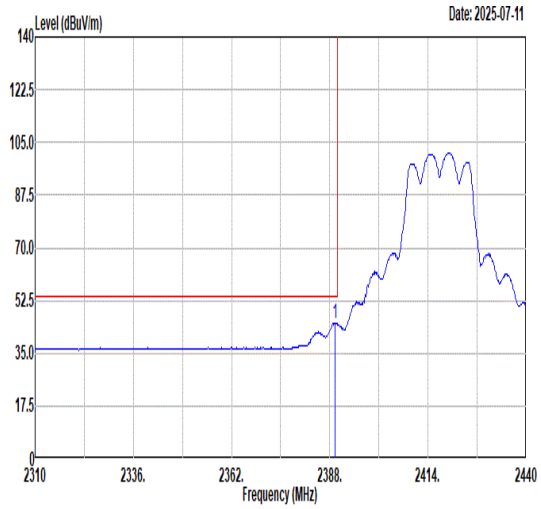 Freq Level Limit Line Margin (dB) Read Level Ant Factor Cable Loss Preamp Factor APos TPos Remark MHz dBuV/m dBuV/m dBuV dB/m dB dB cm deg 1 2389.43 45.09 54.00 -8.91 40.26 30.60 6.87 32.64 293 100 AVERAGE	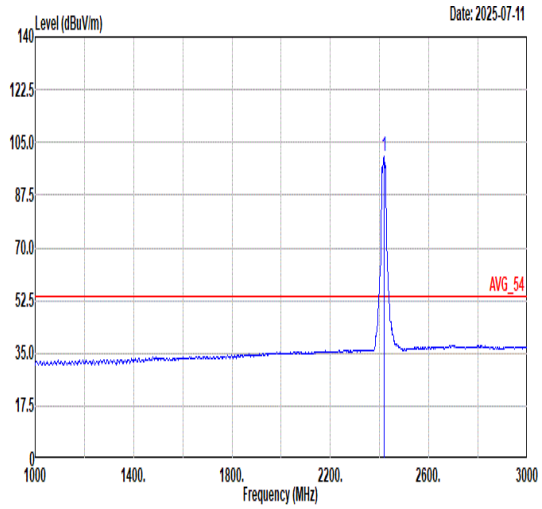 Freq Level Limit Line Margin (dB) Read Level Ant Factor Cable Loss Preamp Factor APos TPos Remark MHz dBuV/m dBuV/m dBuV dB/m dB dB cm deg 1 2417.00 100.31 ------ ------ 95.40 30.64 6.90 32.63 293 100 AVERAGE

Mode	17	
	Band Edge	
	2400-2483.5_802.11n HT20_CH02_2417MHz	
ANT	6+7	
Pol.	Horizontal	Fundamental
Peak	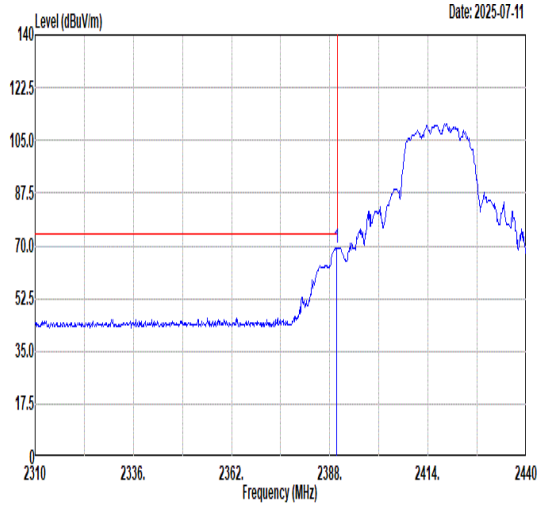 Freq Level Limit Line Margin (dB) Read Level Ant Factor Cable Loss Preamp Factor APos TPos Remark 1 2389.82 69.42 74.00 -4.58 64.59 30.60 6.87 32.64 126 61 PEAK	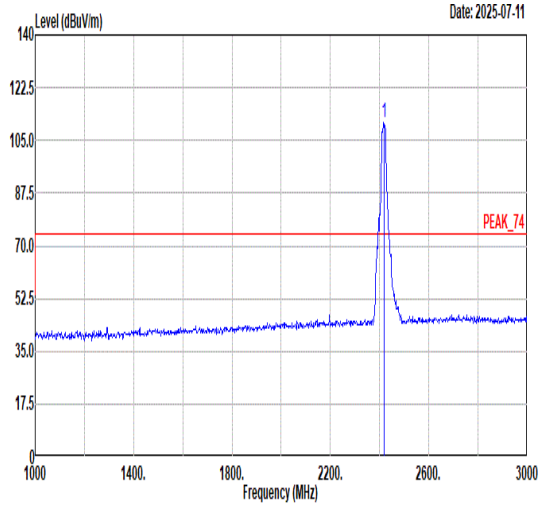 Freq Level Limit Line Margin (dB) Read Level Ant Factor Cable Loss Preamp Factor APos TPos Remark 1 2417.00 110.77 ------ ------ 105.87 30.63 6.90 32.63 126 61 PEAK
Avg	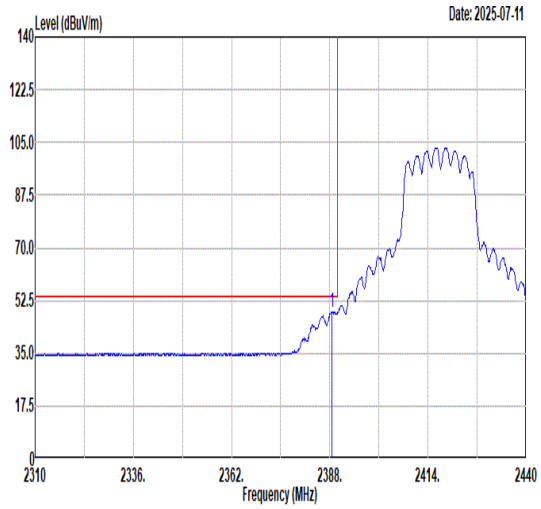 Freq Level Limit Line Margin (dB) Read Level Ant Factor Cable Loss Preamp Factor APos TPos Remark 1 2388.52 48.70 54.00 -5.30 43.88 30.60 6.86 32.64 126 61 AVERAGE	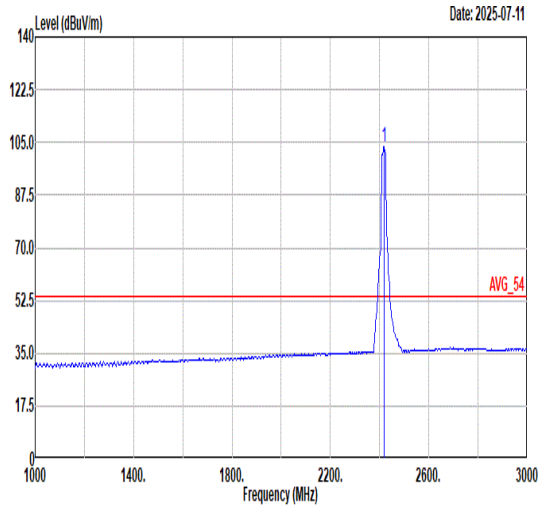 Freq Level Limit Line Margin (dB) Read Level Ant Factor Cable Loss Preamp Factor APos TPos Remark 1 2417.00 103.81 ------ ------ 98.90 30.64 6.90 32.63 126 61 AVERAGE

Mode	17	
	Band Edge	
	2400-2483.5_802.11n HT20_CH02_2417MHz	
ANT	6+7	
Pol.	Vertical	Fundamental
Peak	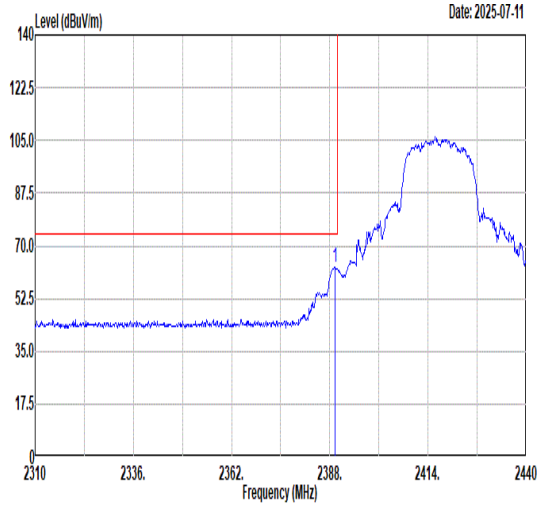 Freq Level Limit Line Margin (dB) Read Level Ant Factor Cable Loss Preamp Factor APos TPos Remark MHz dBuV/m dBuV/m dBuV dB/m dB dB cm deg 1 2389.43 62.71 74.00 -11.29 57.88 30.60 6.87 32.64 291 98 PEAK	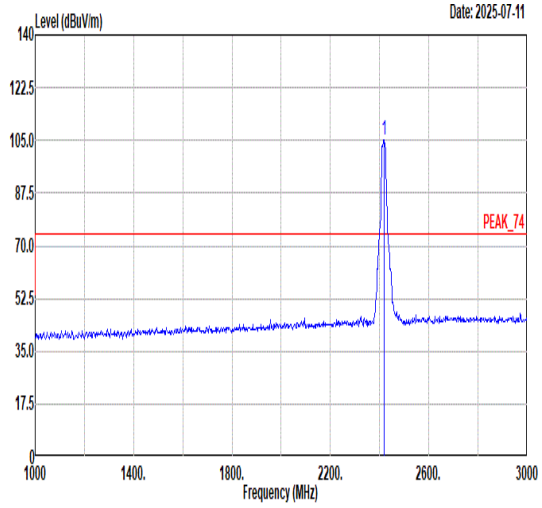 Freq Level Limit Line Margin (dB) Read Level Ant Factor Cable Loss Preamp Factor APos TPos Remark MHz dBuV/m dBuV/m dBuV dB/m dB dB cm deg 1 2417.00 105.25 ------ ------ 100.35 30.63 6.90 32.63 291 98 PEAK
Avg	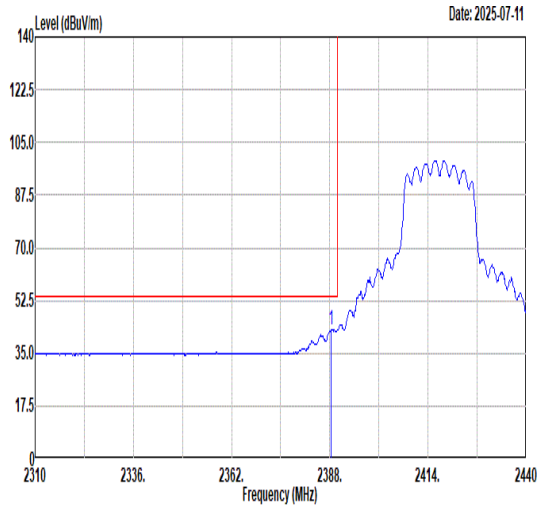 Freq Level Limit Line Margin (dB) Read Level Ant Factor Cable Loss Preamp Factor APos TPos Remark MHz dBuV/m dBuV/m dBuV dB/m dB dB cm deg 1 2388.39 42.77 54.00 -11.23 37.95 30.60 6.86 32.64 291 98 AVERAGE	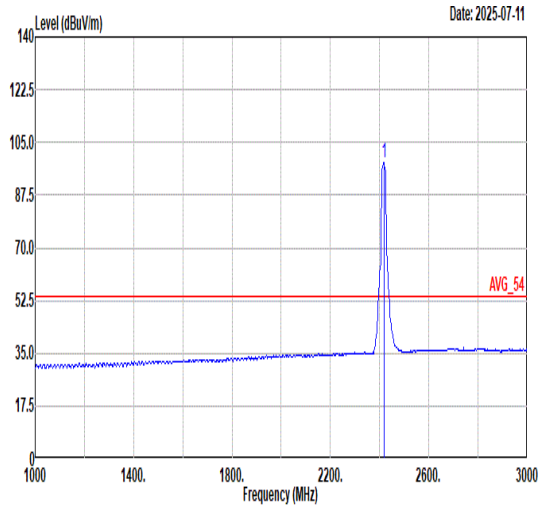 Freq Level Limit Line Margin (dB) Read Level Ant Factor Cable Loss Preamp Factor APos TPos Remark MHz dBuV/m dBuV/m dBuV dB/m dB dB cm deg 1 2417.00 98.47 ------ ------ 93.57 30.63 6.90 32.63 291 98 AVERAGE

Co-location

Mode	18	
	Band Edge	
	2400-2483.5_802.11n HT20_CH11_2462MHz+LTE B14	
ANT	6+7+0	
Pol.	Horizontal	Fundamental
Peak	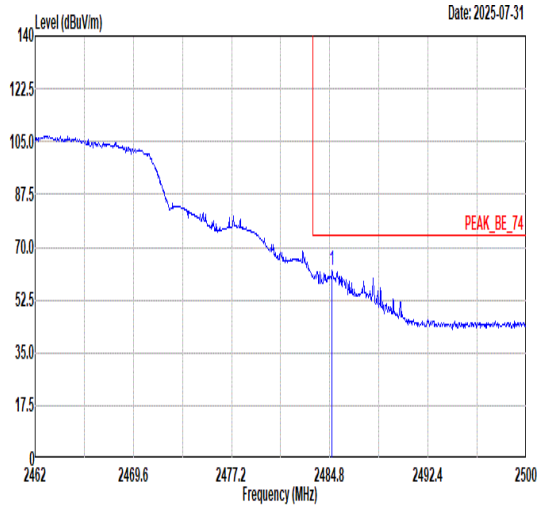 Freq Level Limit Line Margin (dB) Read Level Ant Factor Cable Loss Preamp Factor APos Remark TPos MHz dBuV/m dBuV/m dBuV dB/m dB dB cm deg 1 2484.99 62.15 74.00 -11.85 57.15 30.63 6.98 32.61 148 330 PEAK	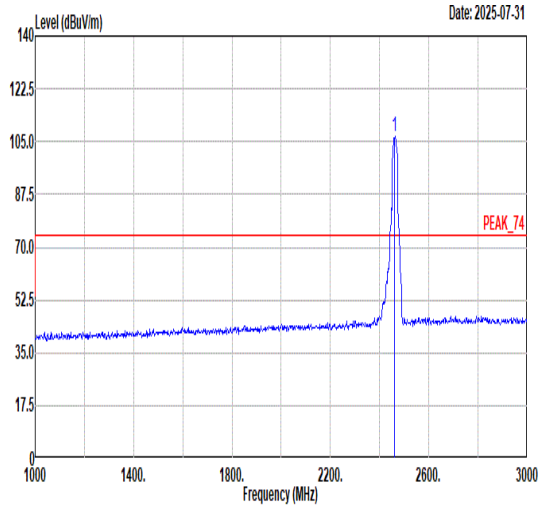 Freq Level Limit Line Margin (dB) Read Level Ant Factor Cable Loss Preamp Factor APos Remark TPos MHz dBuV/m dBuV/m dBuV dB/m dB dB cm deg 1 2462.00 106.75 ------ ------ 101.74 30.67 6.95 32.61 148 330 PEAK
Avg	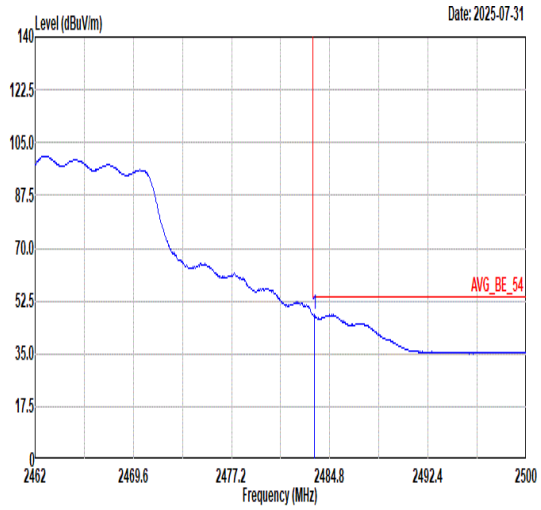 Freq Level Limit Line Margin (dB) Read Level Ant Factor Cable Loss Preamp Factor APos Remark TPos MHz dBuV/m dBuV/m dBuV dB/m dB dB cm deg 1 2483.58 48.18 54.00 -5.82 43.18 30.63 6.98 32.61 148 330 AVERAGE	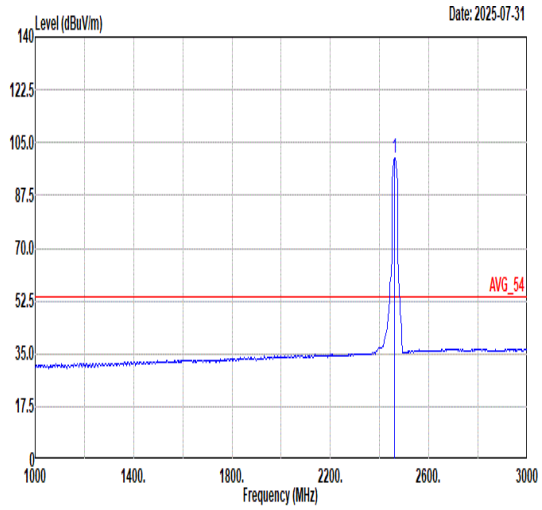 Freq Level Limit Line Margin (dB) Read Level Ant Factor Cable Loss Preamp Factor APos Remark TPos MHz dBuV/m dBuV/m dBuV dB/m dB dB cm deg 1 2462.00 100.11 ------ ------ 95.10 30.68 6.95 32.62 148 330 AVERAGE

Mode	18	
	Band Edge	
	2400-2483.5_802.11n HT20_CH11_2462MHz+LTE B14	
ANT	6+7+0	
Pol.	Vertical	Fundamental
Peak	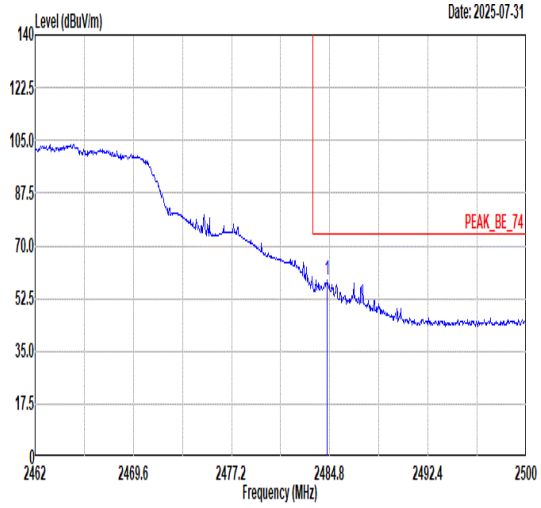 Freq Level Limit Line Margin (dB) Read Level Ant Factor Cable Loss Preamp Factor APos TPos Remark MHz dBuV/m dBuV/m dBuV dB/m dB dB cm deg 1 2484.61 58.80 74.00 -15.20 53.80 30.63 6.98 32.61 308 103 PEAK	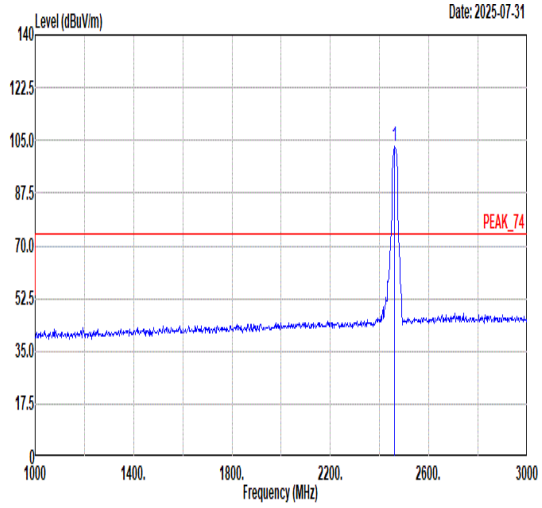 Freq Level Limit Line Margin (dB) Read Level Ant Factor Cable Loss Preamp Factor APos TPos Remark MHz dBuV/m dBuV/m dBuV dB/m dB dB cm deg 1 2462.00 102.92 ------ ------ 97.91 30.68 6.95 32.62 308 103 PEAK
Avg	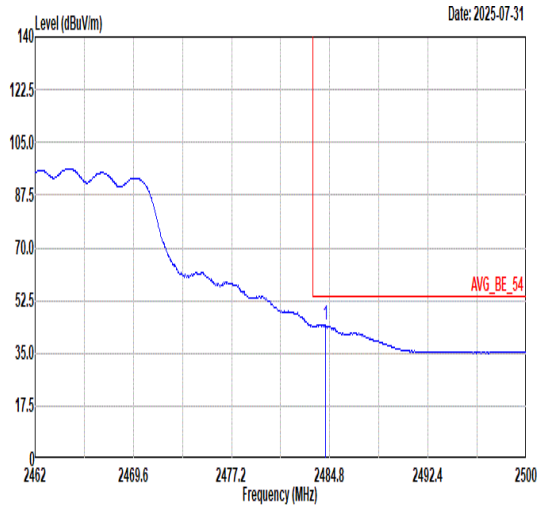 Freq Level Limit Line Margin (dB) Read Level Ant Factor Cable Loss Preamp Factor APos TPos Remark MHz dBuV/m dBuV/m dBuV dB/m dB dB cm deg 1 2484.46 44.48 54.00 -9.52 39.48 30.63 6.98 32.61 308 103 AVERAGE	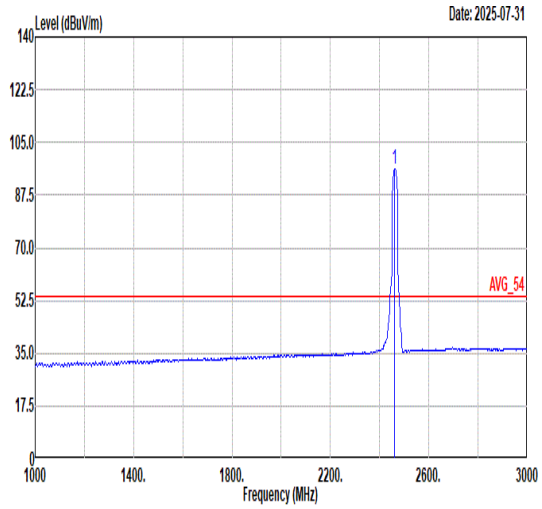 Freq Level Limit Line Margin (dB) Read Level Ant Factor Cable Loss Preamp Factor APos TPos Remark MHz dBuV/m dBuV/m dBuV dB/m dB dB cm deg 1 2462.00 96.19 ------ ------ 91.18 30.68 6.95 32.62 308 103 AVERAGE

Mode	18	
	Harmonic	
	2400-2483.5_802.11n HT20_CH11_2462MHz+LTE B14	
ANT	6+7+0	
Pol.	Horizontal	Vertical
Peak Avg	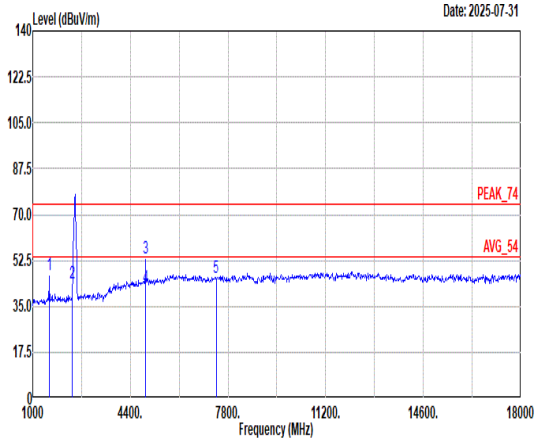 Freq Level Limit Line Margin Read Level Ant Factor Cable Loss Preamp Factor APos TPos Remark MHz dBuV/m dBuV/m dB dBuV dB/m dB dB cm deg 1 1577.00 47.17 ------ ------ 64.28 29.61 5.68 52.40 --- --- Peak 2 2365.50 44.04 ------ ------ 59.07 30.60 6.84 52.47 --- --- Peak 3 4924.00 53.19 74.00 -20.81 59.98 35.54 10.32 52.65 100 360 Peak 4 4924.00 42.16 54.00 -11.84 48.95 35.54 10.32 52.65 100 360 Average 5 7386.00 45.75 74.00 -28.25 49.45 36.57 11.98 52.25 --- --- Peak	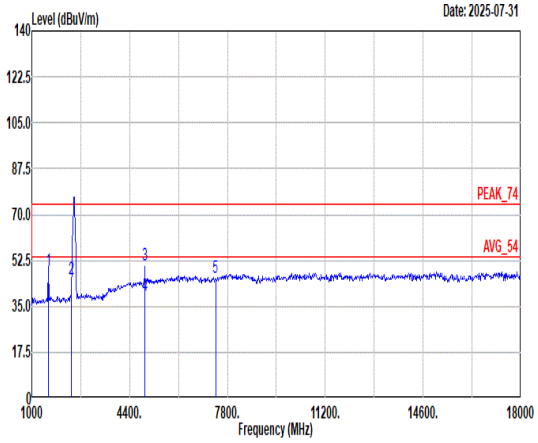 Freq Level Limit Line Margin Read Level Ant Factor Cable Loss Preamp Factor APos TPos Remark MHz dBuV/m dBuV/m dB dBuV dB/m dB dB cm deg 1 1577.00 48.86 ------ ------ 65.97 29.61 5.68 52.40 --- --- Peak 2 2365.50 45.23 ------ ------ 60.26 30.60 6.84 52.47 --- --- Peak 3 4924.00 50.84 74.00 -23.16 57.63 35.54 10.32 52.65 106 266 Peak 4 4924.00 39.31 54.00 -14.69 46.10 35.54 10.32 52.65 106 266 Average 5 7386.00 46.22 74.00 -27.78 49.92 36.57 11.98 52.25 --- --- Peak

Remark:

1. Frequency points #1 & #2 are LTE Band 14 harmonics, the converted ERP results are shown in the WWAN RSE Table.
2. The frequency point over limit line is WLAN 2.4G fundamental signal and can be ignored.

Appendix D. Duty Cycle Plots

Antenna	Band	Duty Cycle(%)	T(ms)	1/T(kHz)	VBW Setting
Ant 6	802.11b	98.82	-	-	10Hz
Ant 6	802.11g	93.29	1.39	0.719	1kHz
Ant 6	802.11n HT20	92.86	1.3	0.769	1kHz
Ant 6	802.11ax HE20-Full RU/Partial RU	90.09	1	1	1kHz
Ant 7	802.11b	98.47	-	-	10Hz
Ant 7	802.11g	93.29	1.39	0.719	1kHz
Ant 7	802.11n HT20	92.86	1.3	0.769	1kHz
Ant 7	802.11ax HE20-Full RU/Partial RU	90.99	1.01	0.990	1kHz

<Ant 6>

802.11b

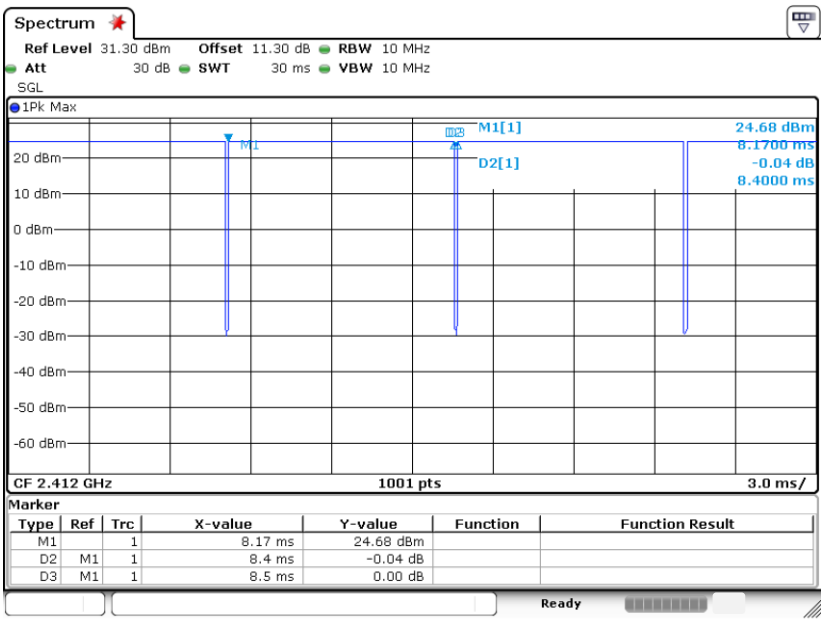

802.11g

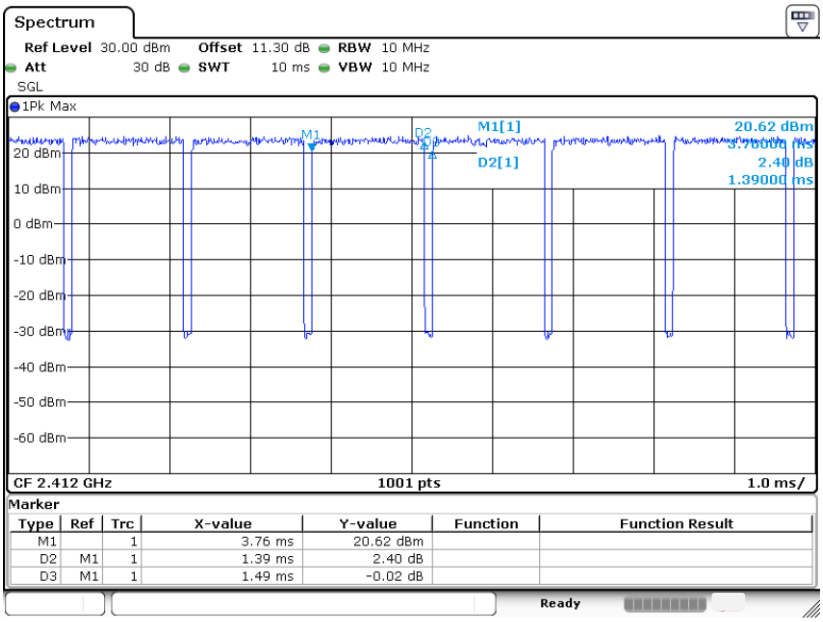

802.11n HT20

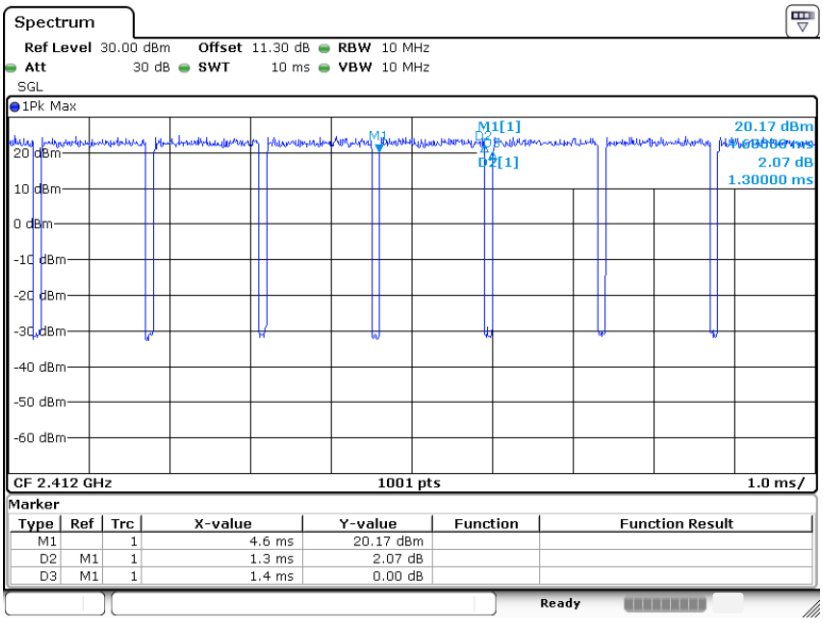

802.11ax HE20 - Full RU/Partial RU

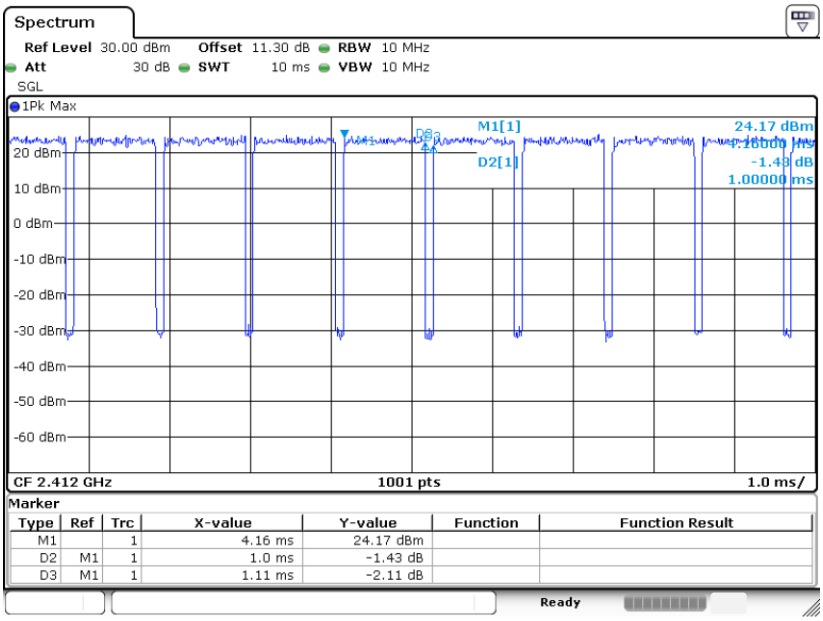

<Ant 7>

802.11b

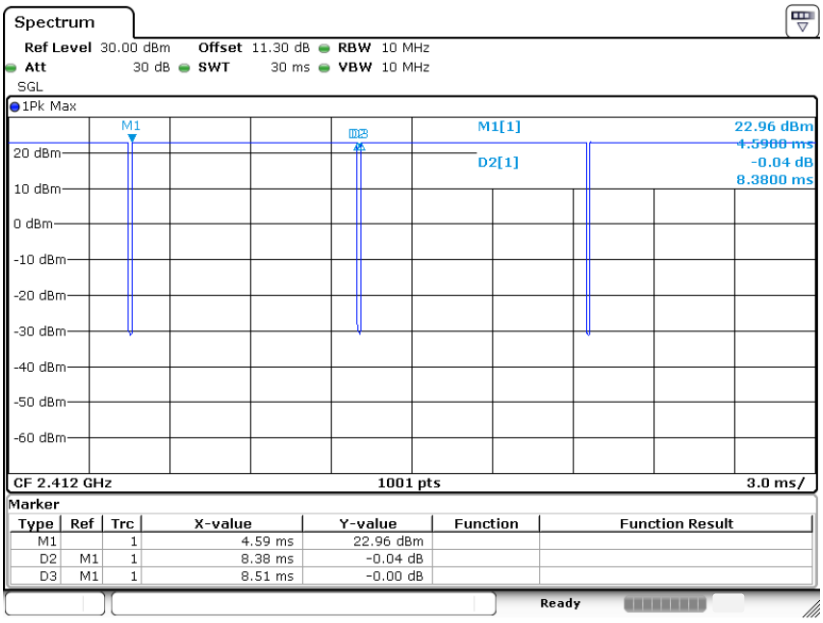

802.11g

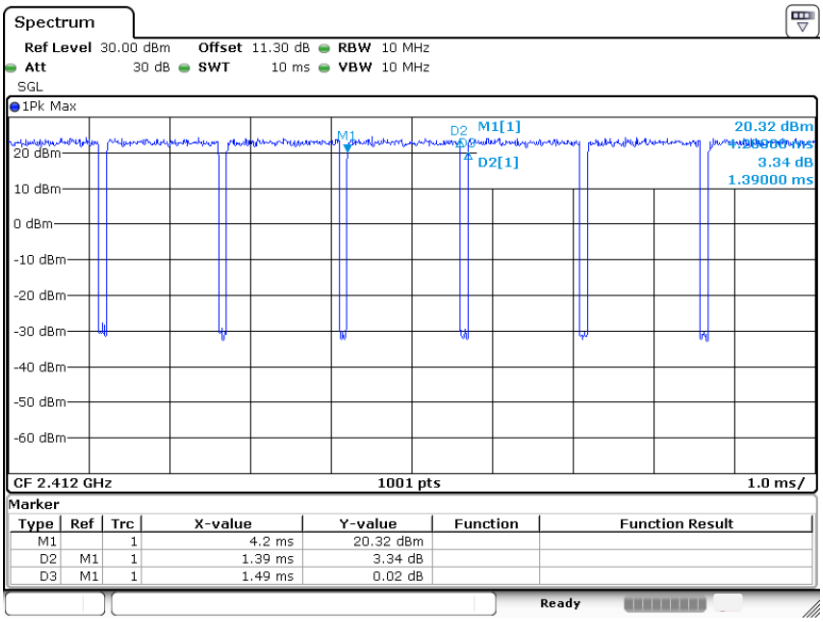

802.11n HT20

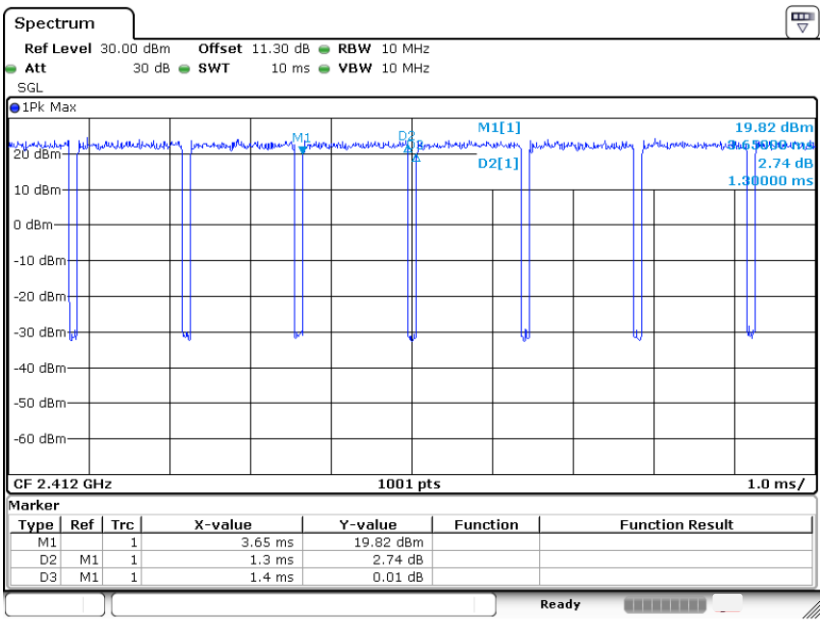
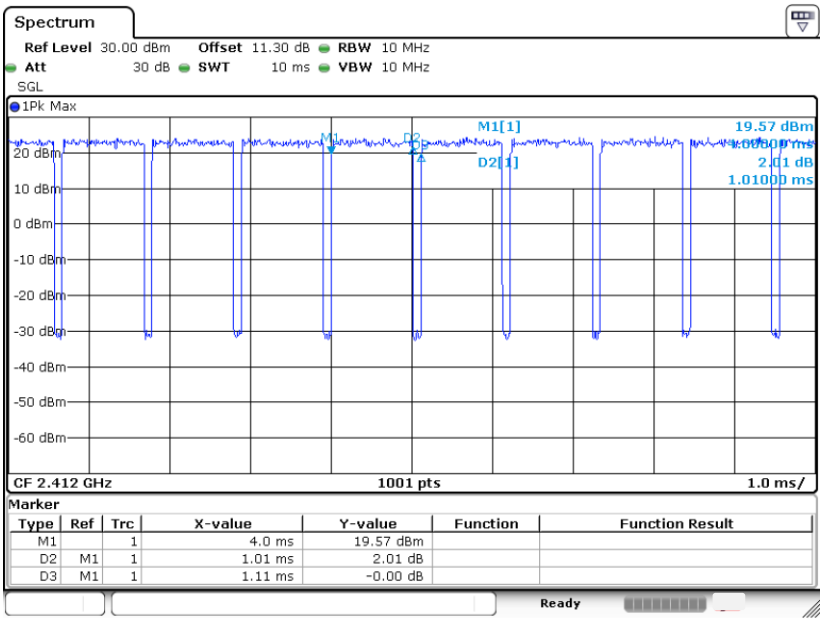
802.11ax HE20 – Full RU/Partial RU