Mode	53	
	Band Edge	
	U-NII-2C_5.47-5.85_802.11ax HE20_CH144_Full_5720MHz	
ANT	6+7	
Pol.	Vertical	Fundamental
Peak	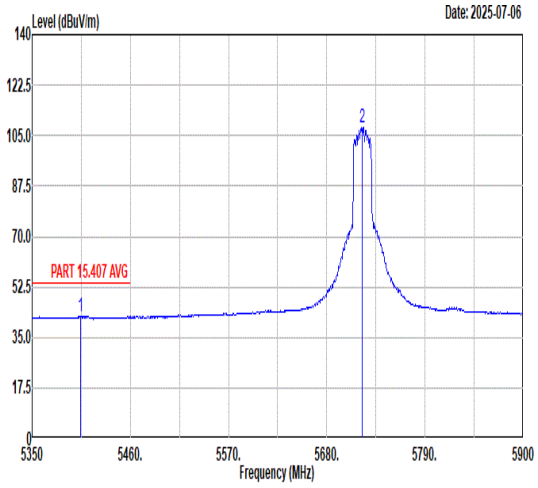 Freq Level Limit Line Margin Read Level Ant Factor Cable Loss Preamp Factor APos TPos Remark MHz dBuV/m dBuV/m dB dBuV dB/m dB dB cm deg 1 5404.45 42.21 54.00 -11.79 28.40 35.99 10.50 32.68 199 280 Peak 2 5720.00 108.01 ------ ------ 93.28 36.64 10.88 32.79 199 280 Average	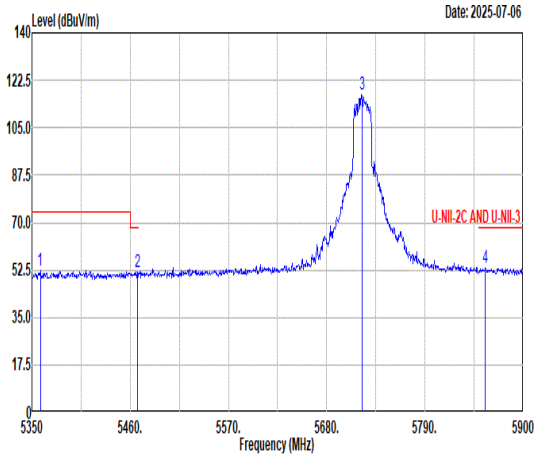 Freq Level Limit Line Margin Read Level Ant Factor Cable Loss Preamp Factor APos TPos Remark MHz dBuV/m dBuV/m dB dBuV dB/m dB dB cm deg 1 5359.35 52.20 74.00 -21.80 38.25 36.08 10.54 32.67 199 280 Peak 2 5468.25 51.66 68.30 -16.64 37.83 35.97 10.55 32.69 199 280 Peak 3 5720.00 117.44 ------ ------ 102.71 36.64 10.88 32.79 199 280 Peak 4 5857.65 53.17 68.30 -15.13 38.66 36.52 10.83 32.84 199 280 Peak

Mode	53	
	Harmonic	
	U-NII-2C_5.47-5.85_802.11ax HE20_CH144_Full_5720MHz	
ANT	6+7	
Pol.	Horizontal	Vertical
Peak Avg	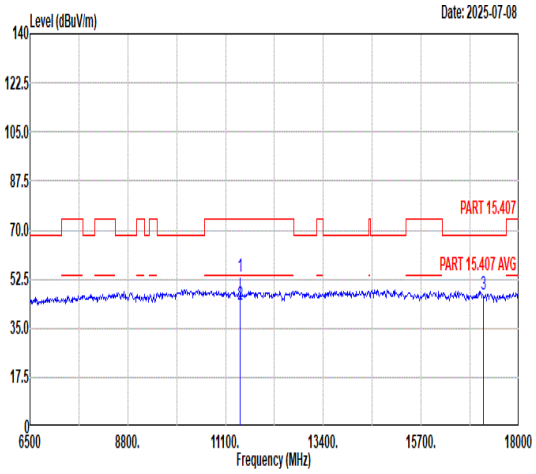 Freq Level Limit Line Margin Read Level Ant Factor Cable Loss Preamp Factor APos TPos Remark MHz dBuV/m dBuV/m dB dBuV dB/m dB dB cm deg 1 11440.00 53.48 74.00 -20.52 50.76 38.20 14.89 50.37 120 26 Peak 2 11440.00 43.28 54.00 -10.72 40.56 38.20 14.89 50.37 120 26 Average 3 17160.00 47.21 68.30 -21.09 39.08 42.94 18.04 52.85 --- --- Peak	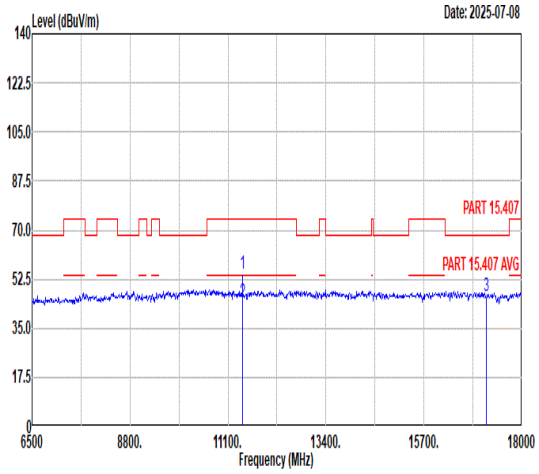 Freq Level Limit Line Margin Read Level Ant Factor Cable Loss Preamp Factor APos TPos Remark MHz dBuV/m dBuV/m dB dBuV dB/m dB dB cm deg 1 11440.00 54.28 74.00 -19.72 51.56 38.20 14.89 50.37 100 323 Peak 2 11440.00 44.32 54.00 -9.68 41.60 38.20 14.89 50.37 100 323 Average 3 17160.00 46.54 68.30 -21.76 38.41 42.94 18.04 52.85 --- --- Peak

Mode	54	
	Band Edge	
	U-NII-2C_5.47-5.85_802.11ax HE40_CH142_Full_5710MHz	
ANT	6+7	
Pol.	Horizontal	Fundamental
Peak	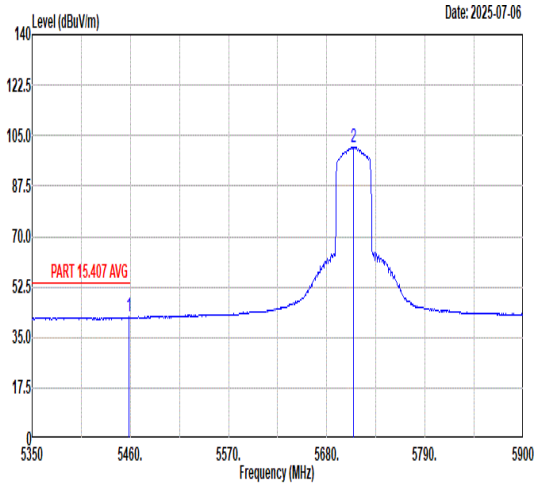 Freq Level Limit Line Margin Read Level Ant Factor Cable Loss Preamp Factor APos TPos Remark MHz dBuV/m dBuV/m dB dBuV dB/m dB dB cm deg 1 5458.35 42.19 54.00 -11.81 28.41 35.93 10.54 32.69 188 12 Peak 2 5710.00 101.09 ------ ------ 86.36 36.62 10.89 32.78 188 12 Average	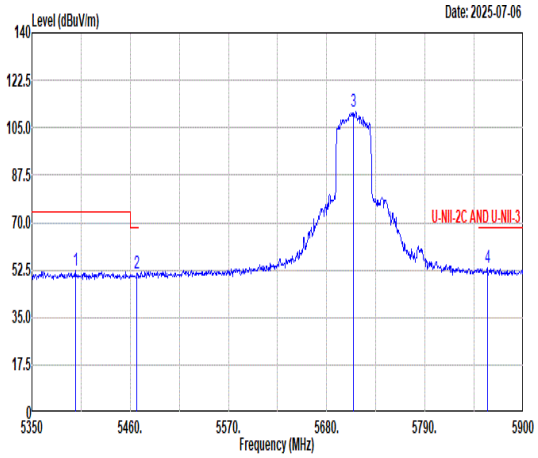 Freq Level Limit Line Margin Read Level Ant Factor Cable Loss Preamp Factor APos TPos Remark MHz dBuV/m dBuV/m dB dBuV dB/m dB dB cm deg 1 5398.95 52.43 74.00 -21.57 38.61 36.00 10.50 32.68 188 12 Peak 2 5467.70 51.18 68.30 -17.12 37.35 35.97 10.55 32.69 188 12 Peak 3 5710.00 110.72 ------ ------ 95.99 36.62 10.89 32.78 188 12 Peak 4 5859.85 53.48 68.30 -14.82 38.97 36.52 10.83 32.84 188 12 Peak

Mode	54	
	Band Edge	
	U-NII-2C_5.47-5.85_802.11ax HE40_CH142_Full_5710MHz	
ANT	6+7	
Pol.	Vertical	Fundamental
Peak	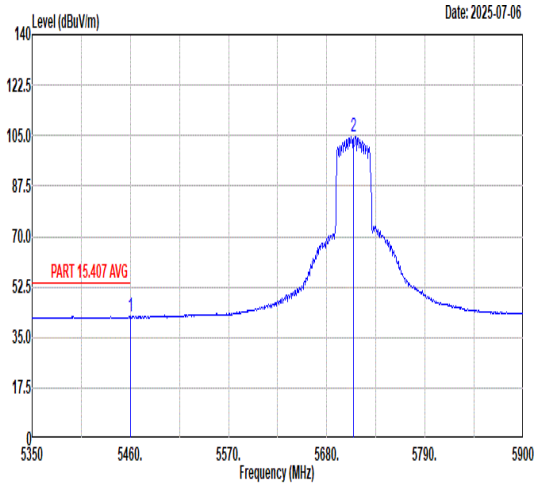 Freq Level Limit Line Margin Read Level Ant Factor Cable Loss Preamp Factor APos TPos Remark MHz dBuV/m dBuV/m dB dBuV dB/m dB dB cm deg 1 5460.00 42.20 54.00 -11.80 28.41 35.94 10.54 32.69 188 275 Peak 2 5710.00 104.80 ------ ------ 90.07 36.62 10.89 32.78 188 275 Average	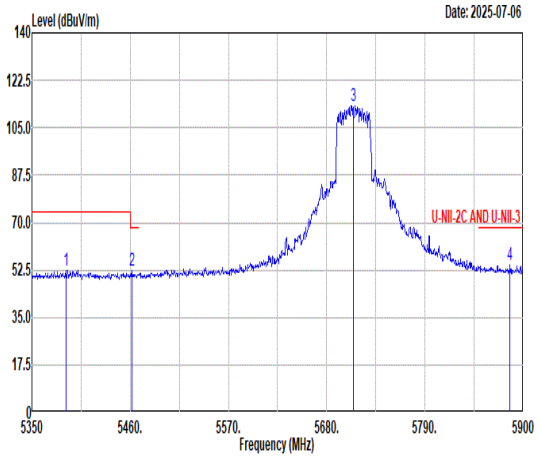 Freq Level Limit Line Margin Read Level Ant Factor Cable Loss Preamp Factor APos TPos Remark MHz dBuV/m dBuV/m dB dBuV dB/m dB dB cm deg 1 5387.95 52.35 74.00 -21.65 38.50 36.02 10.51 32.68 188 275 Peak 2 5461.65 52.33 68.30 -15.97 38.52 35.95 10.55 32.69 188 275 Peak 3 5710.00 113.24 ------ ------ 98.51 36.62 10.89 32.78 188 275 Peak 4 5885.15 54.49 68.30 -13.81 39.93 36.57 10.84 32.85 188 275 Peak

Mode	55	
	Band Edge	
	U-NII-2C_5.47-5.85_802.11ax HE80_CH138_Full_5690MHz	
ANT	6+7	
Pol.	Horizontal	Fundamental
Peak	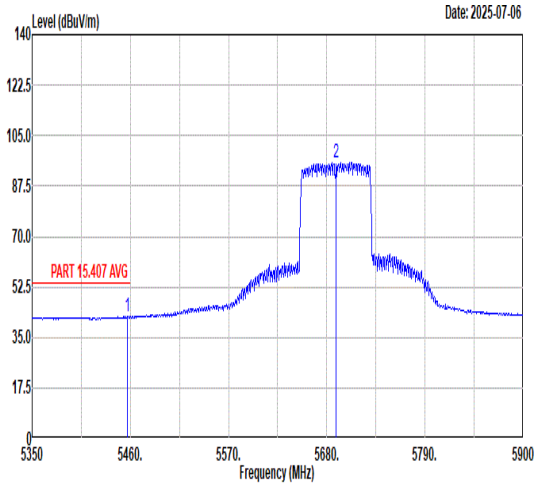 Freq Level Limit Line Margin Read Level Ant Factor Cable Loss Preamp Factor APos TPos Remark MHz dBuV/m dBuV/m dB dBuV dB/m dB dB cm deg 1 5456.70 42.37 54.00 -11.63 28.59 35.93 10.54 32.69 199 49 Peak 2 5690.00 95.62 ------ ------ 80.92 36.58 10.90 32.78 199 49 Average	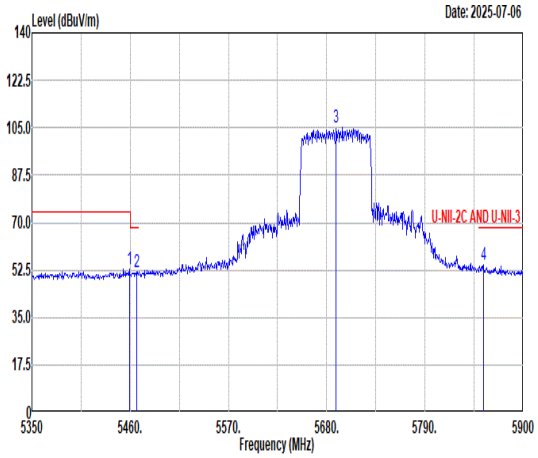 Freq Level Limit Line Margin Read Level Ant Factor Cable Loss Preamp Factor APos TPos Remark MHz dBuV/m dBuV/m dB dBuV dB/m dB dB cm deg 1 5458.90 52.64 74.00 -21.36 38.85 35.94 10.54 32.69 199 49 Peak 2 5467.70 51.91 68.30 -16.39 38.08 35.97 10.55 32.69 199 49 Peak 3 5690.00 104.92 ------ ------ 90.22 36.58 10.90 32.78 199 49 Peak 4 5855.45 54.53 68.30 -13.77 40.03 36.51 10.83 32.84 199 49 Peak

Mode	55	
	Band Edge	
	U-NII-2C_5.47-5.85_802.11ax HE80_CH138_Full_5690MHz	
ANT	6+7	
Pol.	Vertical	Fundamental
Peak	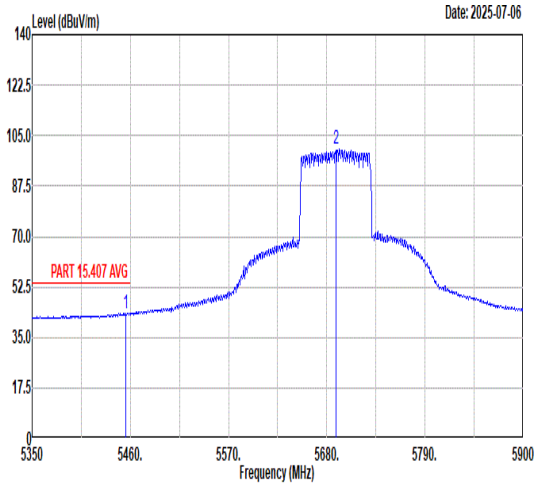 Freq Level Limit Line Margin Read Level Ant Factor Cable Loss Preamp Factor APos TPos Remark MHz dBuV/m dBuV/m dB dBuV dB/m dB dB cm deg 1 5455.05 43.35 54.00 -10.65 29.58 35.92 10.54 32.69 227 271 Peak 2 5690.00 100.17 ------ ------ 85.47 36.58 10.90 32.78 227 271 Average	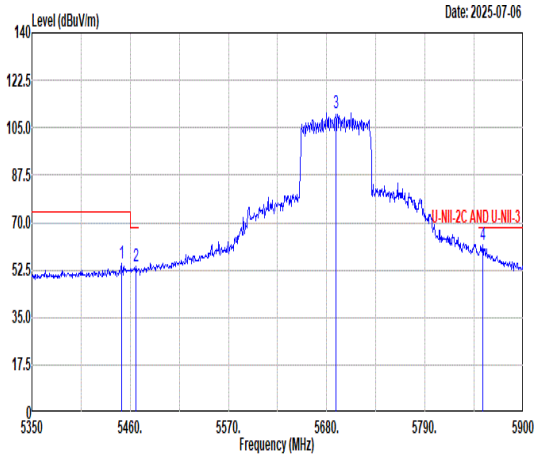 Freq Level Limit Line Margin Read Level Ant Factor Cable Loss Preamp Factor APos TPos Remark MHz dBuV/m dBuV/m dB dBuV dB/m dB dB cm deg 1 5450.10 54.77 74.00 -19.23 41.02 35.90 10.54 32.69 227 271 Peak 2 5466.60 54.06 68.30 -14.24 40.23 35.97 10.55 32.69 227 271 Peak 3 5690.00 110.28 ------ ------ 95.58 36.58 10.90 32.78 227 271 Peak 4 5854.90 61.71 68.30 -6.59 47.21 36.51 10.83 32.84 227 271 Peak

Mode	56	
	Harmonic	
	U-NII-3_5.725-5.85_802.11a_CH149_5745MHz	
ANT	6+7	
Pol.	Horizontal	Vertical
Peak Avg	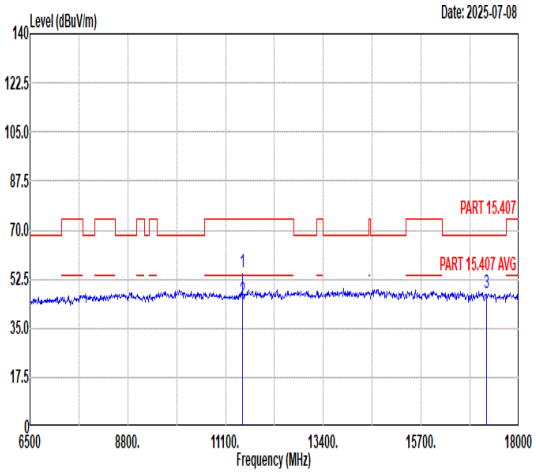 Freq Level Limit Line Margin Read Level Ant Factor Cable Loss Preamp Factor APos TPos Remark MHz dBuV/m dBuV/m dB dBuV dB/m dB dB cm deg 1 11490.00 54.95 74.00 -19.05 52.14 38.20 14.92 50.31 106 28 Peak 2 11490.00 44.93 54.00 -9.07 42.12 38.20 14.92 50.31 106 28 Average 3 17235.00 47.68 68.30 -20.62 39.99 42.69 18.02 53.02 --- --- Peak	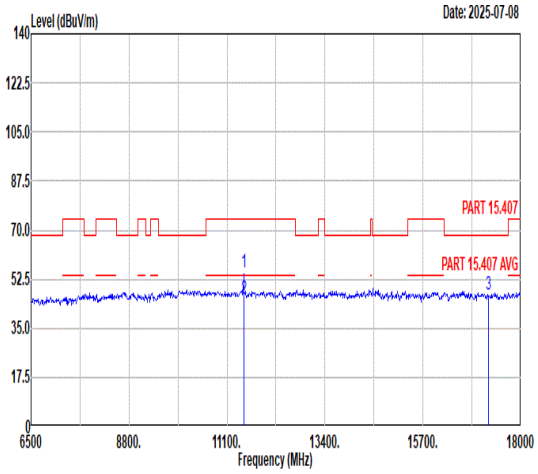 Freq Level Limit Line Margin Read Level Ant Factor Cable Loss Preamp Factor APos TPos Remark MHz dBuV/m dBuV/m dB dBuV dB/m dB dB cm deg 1 11490.00 55.15 74.00 -18.85 52.34 38.20 14.92 50.31 148 328 Peak 2 11490.00 45.46 54.00 -8.54 42.65 38.20 14.92 50.31 148 328 Average 3 17235.00 47.01 68.30 -21.29 39.32 42.69 18.02 53.02 --- --- Peak

Mode	57	
	Harmonic	
	U-NII-3_5.725-5.85_802.11a_CH157_5785MHz	
ANT	6+7	
Pol.	Horizontal	Vertical
Peak Avg	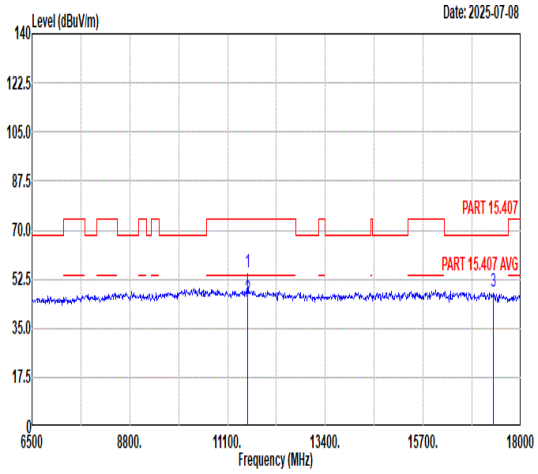 Freq Level Limit Line Margin Read Level Ant Factor Cable Loss Preamp Factor APos TPos Remark MHz dBuV/m dBuV/m dB dBuV dB/m dB dB cm deg 1 11570.00 54.79 74.00 -19.21 51.86 38.20 14.97 50.24 105 28 Peak 2 11570.00 45.70 54.00 -8.30 42.77 38.20 14.97 50.24 105 28 Average 3 17355.00 48.02 68.30 -20.28 41.07 42.24 17.99 53.28 --- --- Peak	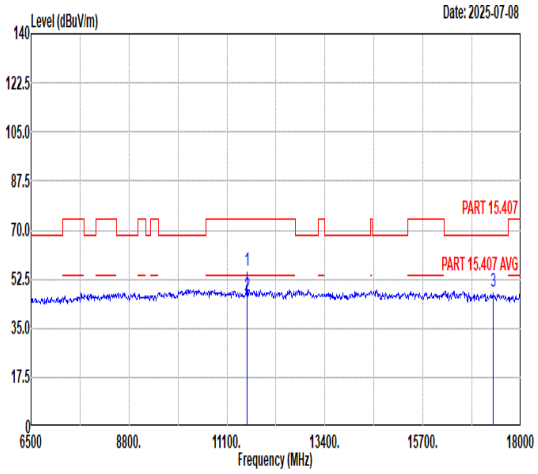 Freq Level Limit Line Margin Read Level Ant Factor Cable Loss Preamp Factor APos TPos Remark MHz dBuV/m dBuV/m dB dBuV dB/m dB dB cm deg 1 11570.00 55.36 74.00 -18.64 52.43 38.20 14.97 50.24 147 315 Peak 2 11570.00 46.27 54.00 -7.73 43.34 38.20 14.97 50.24 147 315 Average 3 17355.00 47.82 68.30 -20.48 40.87 42.24 17.99 53.28 --- --- Peak

Mode	58	
	Harmonic	
	U-NII-3_5.725-5.85_802.11a_CH165_5825MHz	
ANT	6+7	
Pol.	Horizontal	Vertical
Peak Avg	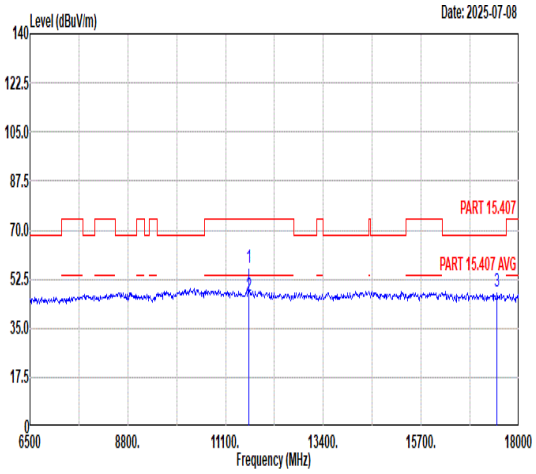 Freq Level Limit Line Margin Read Level Ant Factor Cable Loss Preamp Factor APos TPos Remark MHz dBuV/m dBuV/m dB dBuV dB/m dB dB cm deg 1 11650.00 56.49 74.00 -17.51 53.45 38.20 15.02 50.18 100 30 Peak 2 11650.00 46.27 54.00 -7.73 43.23 38.20 15.02 50.18 100 30 Average 3 17475.00 47.94 68.30 -20.36 41.17 42.35 17.96 53.54 --- --- Peak	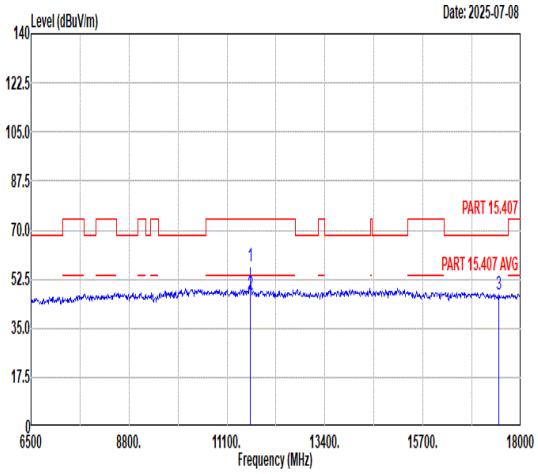 Freq Level Limit Line Margin Read Level Ant Factor Cable Loss Preamp Factor APos TPos Remark MHz dBuV/m dBuV/m dB dBuV dB/m dB dB cm deg 1 11650.00 57.00 74.00 -17.00 53.96 38.20 15.02 50.18 148 328 Peak 2 11650.00 46.90 54.00 -7.10 43.86 38.20 15.02 50.18 148 328 Average 3 17475.00 47.24 68.30 -21.06 40.47 42.35 17.96 53.54 --- --- Peak

Mode	59	
	Band Edge	
	U-NII-3_5.725-5.85_802.11n HT20_CH149_Full_5745MHz	
ANT	6+7	
Pol.	Horizontal	Fundamental
Peak	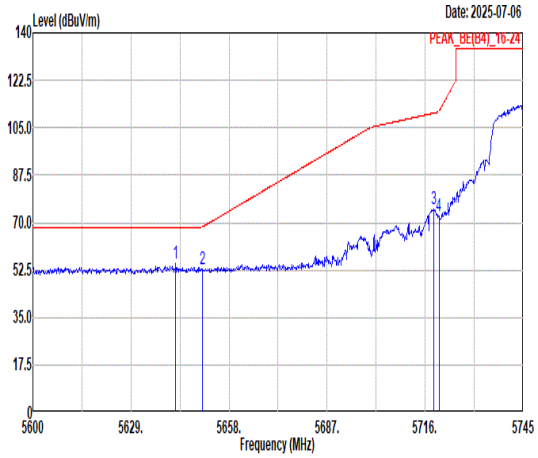 Freq Level Limit Line Margin (dB) Read Level Ant Factor Cable Loss Preamp Factor APos TPos Remark MHz dBuV/m dBuV/m dBuV dB/m dB dB cm deg 1 5642.20 54.68 68.30 -13.62 40.18 36.47 10.79 32.76 194 9 PEAK 2 5650.03 52.96 68.32 -15.36 38.41 36.50 10.81 32.76 194 9 PEAK 3 5718.47 74.82 110.37 -35.55 60.09 36.64 10.88 32.79 194 9 PEAK 4 5720.06 72.19 110.94 -38.75 57.46 36.64 10.88 32.79 194 9 PEAK	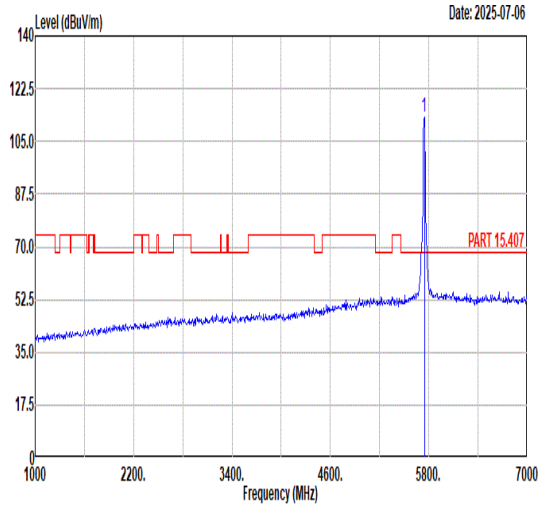 Freq Level Limit Line Margin (dB) Read Level Ant Factor Cable Loss Preamp Factor APos TPos Remark MHz dBuV/m dBuV/m dBuV dB/m dB dB cm deg 1 5745.00 112.95 ------ ------ 98.20 36.69 10.86 32.80 194 9 PEAK
Avg	Blank	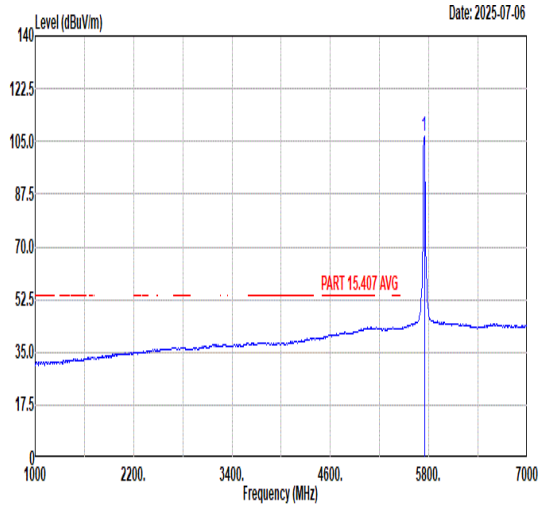 Freq Level Limit Line Margin (dB) Read Level Ant Factor Cable Loss Preamp Factor APos TPos Remark MHz dBuV/m dBuV/m dBuV dB/m dB dB cm deg 1 5745.00 106.75 ------ ------ 92.00 36.69 10.86 32.80 194 9 AVERAGE

Mode	59	
	Band Edge	
	U-NII-3_5.725-5.85_802.11n HT20_CH149_Full_5745MHz	
ANT	6+7	
Pol.	Vertical	Fundamental
Peak	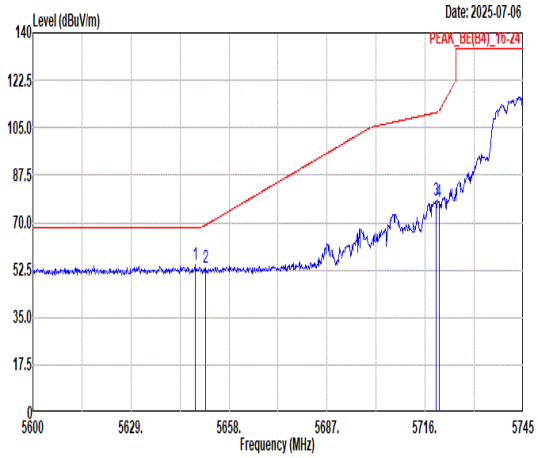 Freq Level Limit Line Margin (dB) Read Level Ant Factor Cable Loss Preamp Factor APos TPos Remark MHz dBuV/m dBuV/m dBuV dB/m dB dB cm deg 1 5648.00 54.31 68.30 -13.99 39.78 36.49 10.80 32.76 212 280 PEAK 2 5651.04 53.28 69.07 -15.79 38.73 36.50 10.81 32.76 212 280 PEAK 3 5719.34 78.17 110.61 -32.44 63.44 36.64 10.88 32.79 212 280 PEAK 4 5720.06 77.86 110.94 -33.08 63.13 36.64 10.88 32.79 212 280 PEAK	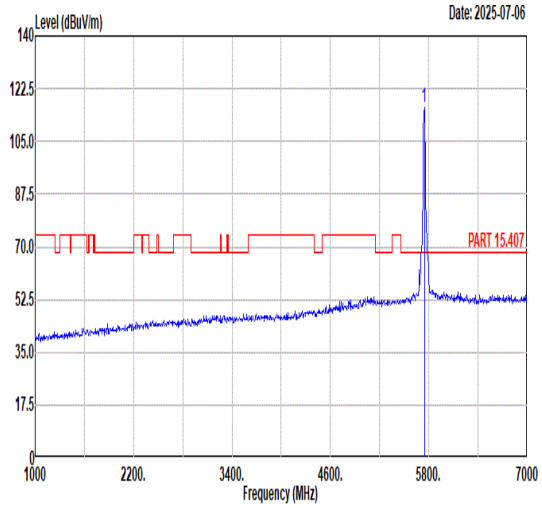 Freq Level Limit Line Margin (dB) Read Level Ant Factor Cable Loss Preamp Factor APos TPos Remark MHz dBuV/m dBuV/m dBuV dB/m dB dB cm deg 1 5745.00 116.34 ------ ------ 101.59 36.69 10.86 32.80 212 280 PEAK
Avg	Blank	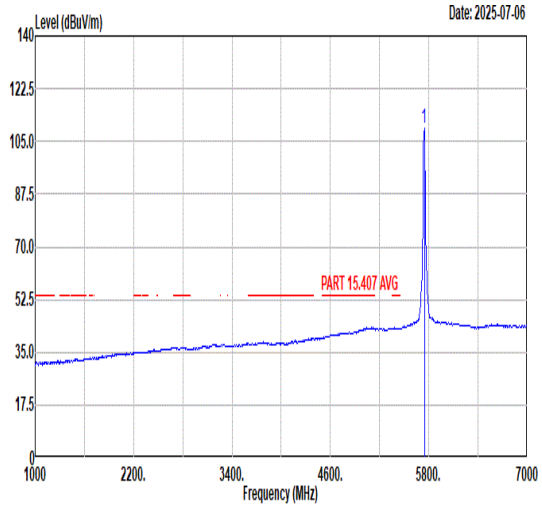 Freq Level Limit Line Margin (dB) Read Level Ant Factor Cable Loss Preamp Factor APos TPos Remark MHz dBuV/m dBuV/m dBuV dB/m dB dB cm deg 1 5745.00 109.47 ------ ------ 94.72 36.69 10.86 32.80 212 280 AVERAGE

Mode	59	
	Harmonic	
	U-NII-3_5.725-5.85_802.11n HT20_CH149_Full_5745MHz	
ANT	6+7	
Pol.	Horizontal	Vertical
Peak Avg	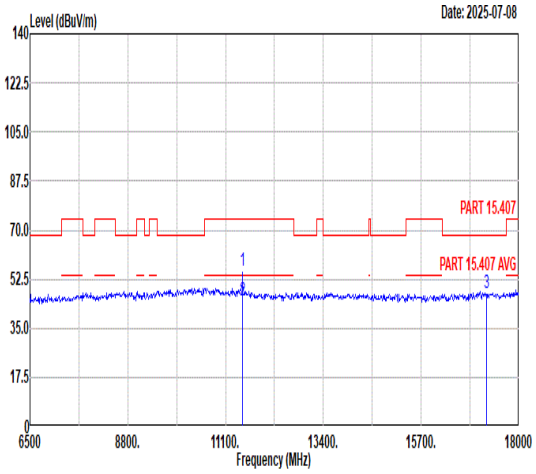 Freq Level Limit Line Margin Read Level Ant Factor Cable Loss Preamp Factor APos TPos Remark MHz dBuV/m dBuV/m dB dBuV dB/m dB dB cm deg 1 11490.00 55.22 74.00 -18.78 52.41 38.20 14.92 50.31 256 30 Peak 2 11490.00 44.98 54.00 -9.02 42.17 38.20 14.92 50.31 256 30 Average 3 17235.00 47.55 68.30 -20.75 39.86 42.69 18.02 53.02 --- --- Peak	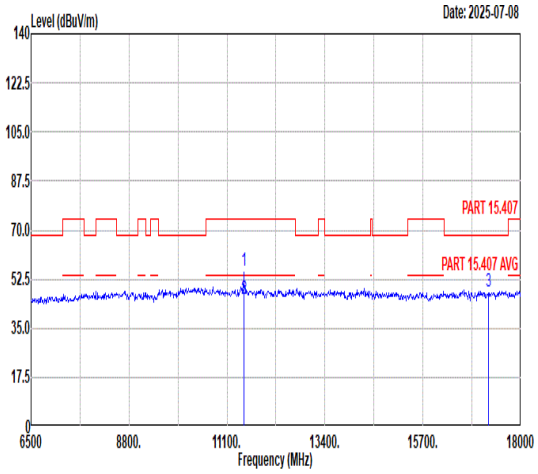 Freq Level Limit Line Margin Read Level Ant Factor Cable Loss Preamp Factor APos TPos Remark MHz dBuV/m dBuV/m dB dBuV dB/m dB dB cm deg 1 11490.00 55.36 74.00 -18.64 52.55 38.20 14.92 50.31 125 319 Peak 2 11490.00 45.38 54.00 -8.62 42.57 38.20 14.92 50.31 125 319 Average 3 17235.00 48.32 68.30 -19.98 40.63 42.69 18.02 53.02 --- --- Peak

Mode	60	
	Harmonic	
	U-NII-3_5.725-5.85_802.11n HT20_CH157_Full_5785MHz	
ANT	6+7	
Pol.	Horizontal	Vertical
Peak Avg	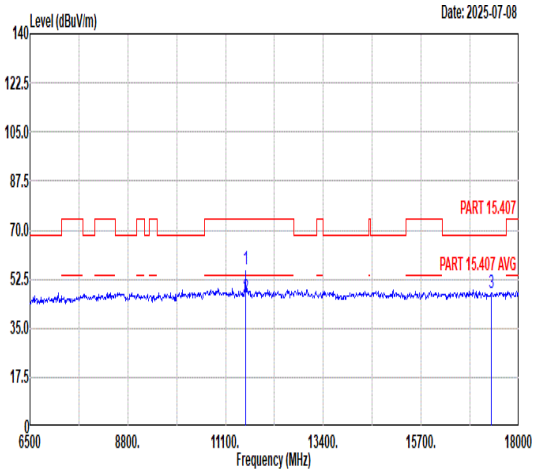 Freq Level Limit Line Margin Read Level Ant Factor Cable Loss Preamp Factor APos TPos Remark MHz dBuV/m dBuV/m dB dBuV dB/m dB dB cm deg 1 11570.00 55.77 74.00 -18.23 52.84 38.20 14.97 50.24 256 30 Peak 2 11570.00 45.91 54.00 -8.09 42.98 38.20 14.97 50.24 256 30 Average 3 17355.00 47.70 68.30 -20.60 40.75 42.24 17.99 53.28 --- --- Peak	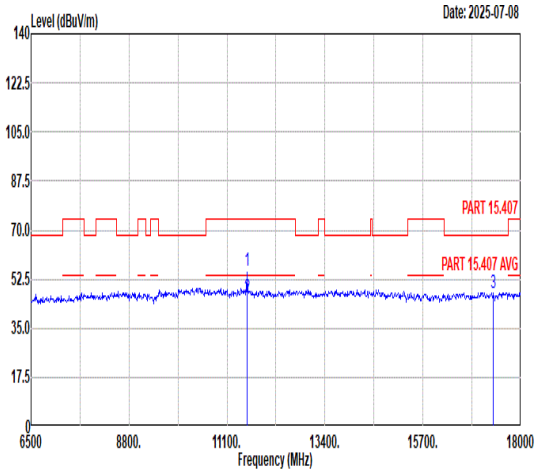 Freq Level Limit Line Margin Read Level Ant Factor Cable Loss Preamp Factor APos TPos Remark MHz dBuV/m dBuV/m dB dBuV dB/m dB dB cm deg 1 11570.00 55.54 74.00 -18.46 52.61 38.20 14.97 50.24 125 319 Peak 2 11570.00 45.71 54.00 -8.29 42.78 38.20 14.97 50.24 125 319 Average 3 17355.00 47.76 68.30 -20.54 40.81 42.24 17.99 53.28 --- --- Peak

Mode	61	
	Band Edge	
	U-NII-3_5.725-5.85_802.11n HT20_CH165_Full_5825MHz	
ANT	6+7	
Pol.	Horizontal	Fundamental
Peak	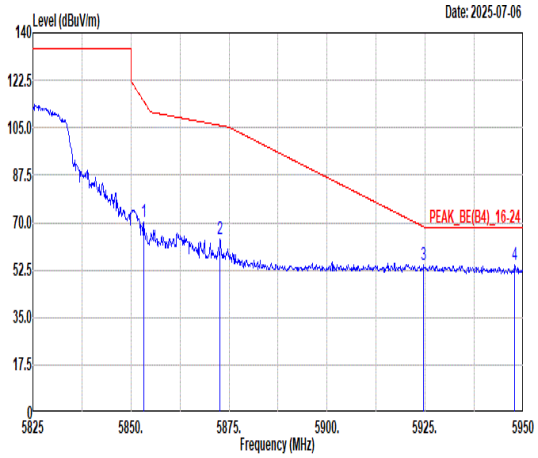 Freq Level Limit Line Margin (dB) Read Level Ant Factor Cable Loss Preamp Factor APos TPos Remark MHz dBuV/m dBuV/m dBuV dB/m dB dB cm deg 1 5853.25 70.15 114.79 -44.64 55.65 36.51 10.83 32.84 172 8 PEAK 2 5872.75 63.67 105.83 -42.16 49.13 36.55 10.84 32.85 172 8 PEAK 3 5924.63 54.19 68.48 -14.29 39.53 36.65 10.88 32.87 172 8 PEAK 4 5947.88 54.34 68.30 -13.96 39.60 36.70 10.92 32.88 172 8 PEAK	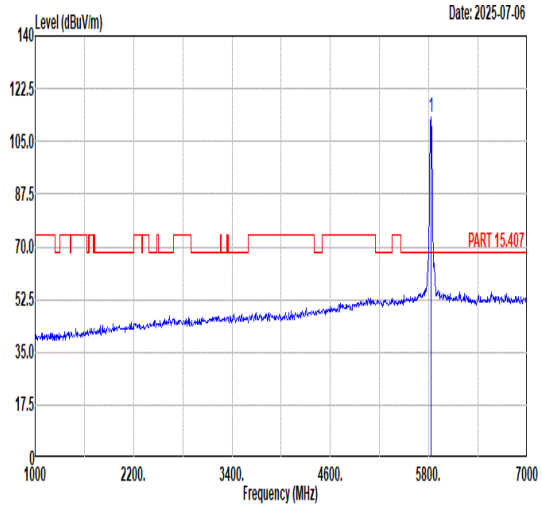 Freq Level Limit Line Margin (dB) Read Level Ant Factor Cable Loss Preamp Factor APos TPos Remark MHz dBuV/m dBuV/m dBuV dB/m dB dB cm deg 1 5825.00 113.25 ------ ------ 98.71 36.54 10.83 32.83 172 8 PEAK
Avg	Blank	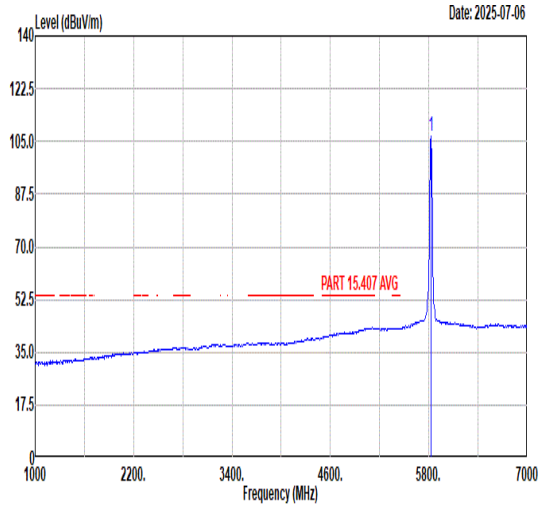 Freq Level Limit Line Margin (dB) Read Level Ant Factor Cable Loss Preamp Factor APos TPos Remark MHz dBuV/m dBuV/m dBuV dB/m dB dB cm deg 1 5825.00 106.66 ------ ------ 92.11 36.55 10.83 32.83 172 8 AVERAGE

Mode	61	
	Band Edge	
	U-NII-3_5.725-5.85_802.11n HT20_CH165_Full_5825MHz	
ANT	6+7	
Pol.	Vertical	Fundamental
Peak	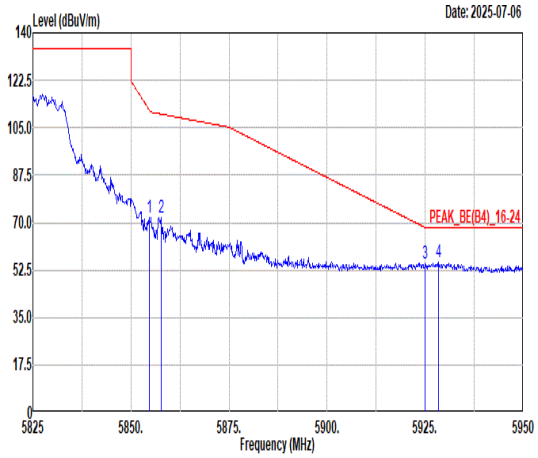 Freq Level Limit Line Margin (dB) Read Level Ant Factor Cable Loss Preamp Factor APos TPos Remark MHz dBuV/m dBuV/m dBuV dB/m dB dB cm deg 1 5854.63 71.64 111.65 -40.01 57.14 36.51 10.83 32.84 210 282 PEAK 2 5857.63 71.86 110.06 -38.20 57.35 36.52 10.83 32.84 210 282 PEAK 3 5925.00 54.78 68.20 -13.42 40.11 36.65 10.89 32.87 210 282 PEAK 4 5928.38 55.54 68.30 -12.76 40.86 36.66 10.89 32.87 210 282 PEAK	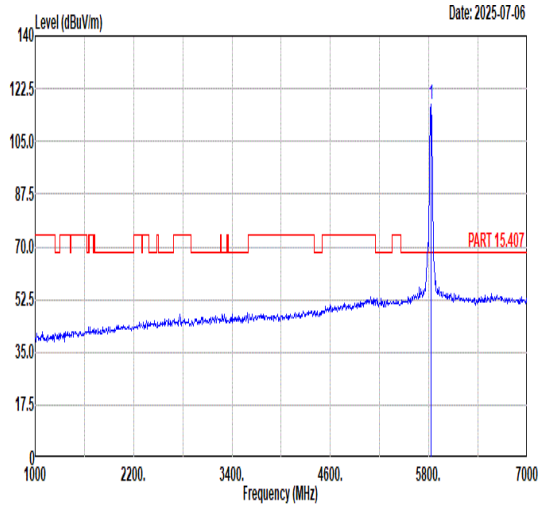 Freq Level Limit Line Margin (dB) Read Level Ant Factor Cable Loss Preamp Factor APos TPos Remark MHz dBuV/m dBuV/m dBuV dB/m dB dB cm deg 1 5825.00 117.52 ------ ------ 102.97 36.55 10.83 32.83 210 282 PEAK
Avg	Blank	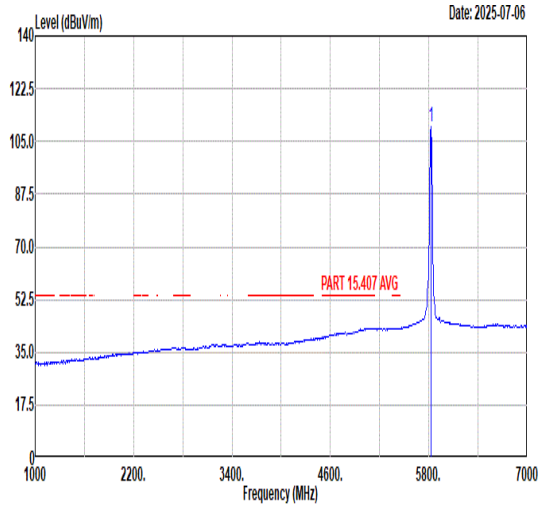 Freq Level Limit Line Margin (dB) Read Level Ant Factor Cable Loss Preamp Factor APos TPos Remark MHz dBuV/m dBuV/m dBuV dB/m dB dB cm deg 1 5825.00 109.94 ------ ------ 95.40 36.54 10.83 32.83 210 282 AVERAGE

Mode	61	
	Harmonic	
	U-NII-3_5.725-5.85_802.11n HT20_CH165_Full_5825MHz	
ANT	6+7	
Pol.	Horizontal	Vertical
Peak Avg	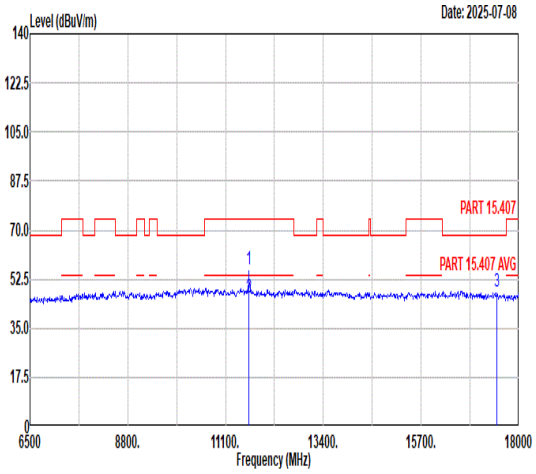 Freq Level Limit Line Margin Read Level Ant Factor Cable Loss Preamp Factor APos TPos Remark MHz dBuV/m dBuV/m dB dBuV dB/m dB dB cm deg 1 11650.00 56.05 74.00 -17.95 53.01 38.20 15.02 50.18 255 27 Peak 2 11650.00 46.17 54.00 -7.83 43.13 38.20 15.02 50.18 255 27 Average 3 17475.00 47.82 68.30 -20.48 41.05 42.35 17.96 53.54 --- --- Peak	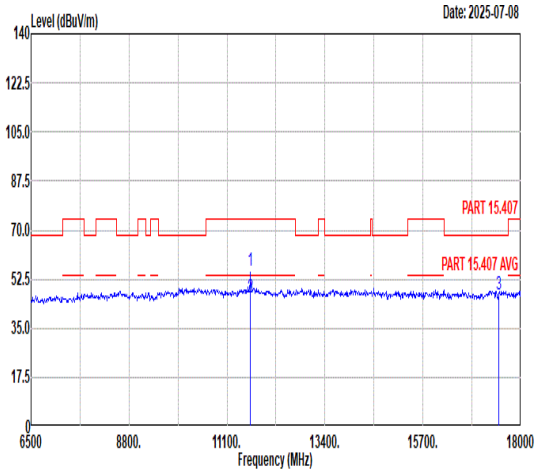 Freq Level Limit Line Margin Read Level Ant Factor Cable Loss Preamp Factor APos TPos Remark MHz dBuV/m dBuV/m dB dBuV dB/m dB dB cm deg 1 11650.00 55.58 74.00 -18.42 52.54 38.20 15.02 50.18 125 306 Peak 2 11650.00 46.11 54.00 -7.89 43.07 38.20 15.02 50.18 125 306 Average 3 17475.00 47.25 68.30 -21.05 40.48 42.35 17.96 53.54 --- --- Peak

Mode	62	
	Band Edge - L	
	U-NII-3_5.725-5.85_802.11n HT40_CH151_Full_5755MHz	
ANT	6+7	
Pol.	Horizontal	Fundamental
Peak	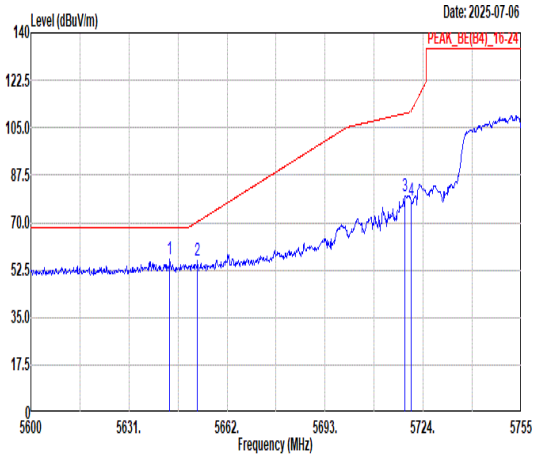 Freq Level Limit Line Margin (dB) Read Level Ant Factor Cable Loss Preamp Factor APos TPos Remark MHz dBuV/m dBuV/m dBuV dB/m dB dB cm deg 1 5643.87 56.45 68.30 -11.85 41.94 36.48 10.79 32.76 184 10 PEAK 2 5652.70 55.85 70.30 -14.45 41.29 36.51 10.81 32.76 184 10 PEAK 3 5718.27 79.74 110.32 -30.58 65.01 36.64 10.88 32.79 184 10 PEAK 4 5720.13 78.14 111.09 -32.95 63.41 36.64 10.88 32.79 184 10 PEAK	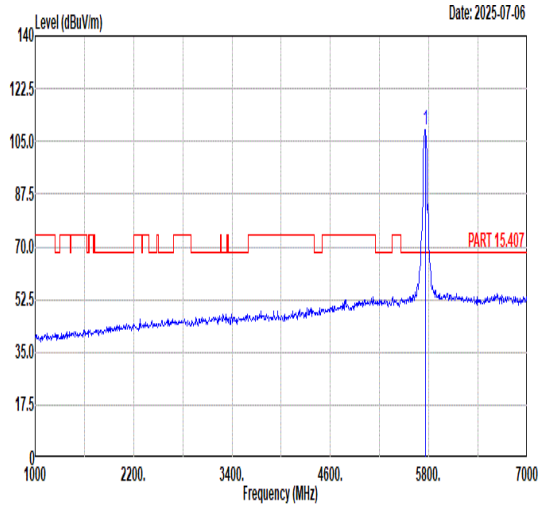 Freq Level Limit Line Margin (dB) Read Level Ant Factor Cable Loss Preamp Factor APos TPos Remark MHz dBuV/m dBuV/m dBuV dB/m dB dB cm deg 1 5755.00 109.02 ------ ------ 94.29 36.68 10.85 32.80 184 10 PEAK
Avg	Blank	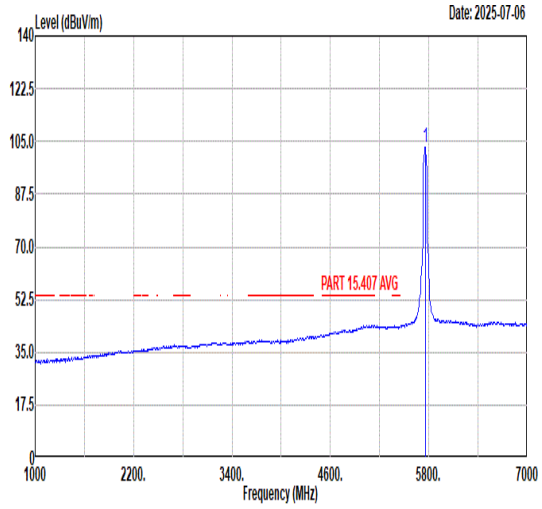 Freq Level Limit Line Margin (dB) Read Level Ant Factor Cable Loss Preamp Factor APos TPos Remark MHz dBuV/m dBuV/m dBuV dB/m dB dB cm deg 1 5755.00 103.28 ------ ------ 88.55 36.68 10.85 32.80 184 10 AVERAGE

Mode	62	
	Band Edge - R	
	U-NII-3_5.725-5.85_802.11n HT40_CH151_Full_5755MHz	
ANT	6+7	
Pol.	Horizontal	Fundamental
Peak	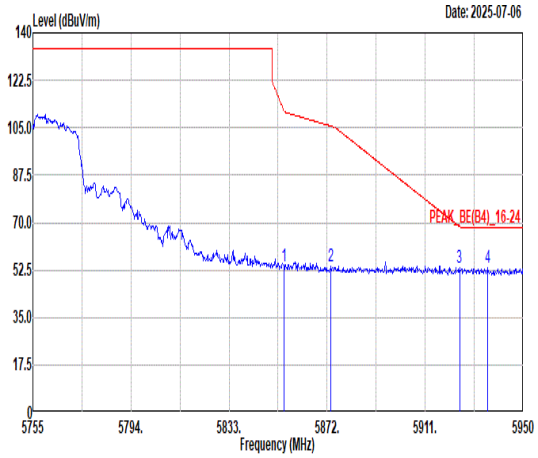 Freq Level Limit Line Margin (dB) Read Level Ant Factor Cable Loss Preamp Factor APos TPos Remark MHz dBuV/m dBuV/m dBuV dB/m dB dB cm deg 1 5854.84 54.02 111.17 -57.15 39.52 36.51 10.83 32.84 184 10 PEAK 2 5873.56 53.79 105.60 -51.81 39.25 36.55 10.84 32.85 184 10 PEAK 3 5924.65 53.34 68.46 -15.12 38.68 36.65 10.88 32.87 184 10 PEAK 4 5935.96 53.39 68.30 -14.91 38.69 36.67 10.90 32.87 184 10 PEAK	Blank

Mode	62	
	Band Edge - L	
	U-NII-3_5.725-5.85_802.11n HT40_CH151_Full_5755MHz	
ANT	6+7	
Pol.	Vertical	Fundamental
Peak	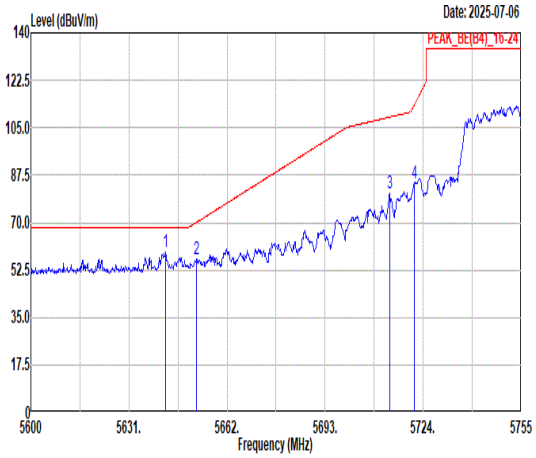 Freq Level Limit Line Margin (dB) Read Level Ant Factor Cable Loss Preamp Factor APos TPos Remark MHz dBuV/m dBuV/m dBuV dB/m dB dB cm deg 1 5642.63 59.07 68.30 -9.23 44.57 36.47 10.79 32.76 209 281 PEAK 2 5652.39 56.48 70.07 -13.59 41.93 36.50 10.81 32.76 209 281 PEAK 3 5713.46 80.65 108.97 -28.32 65.93 36.63 10.88 32.79 209 281 PEAK 4 5721.21 84.36 113.56 -29.20 69.63 36.64 10.88 32.79 209 281 PEAK	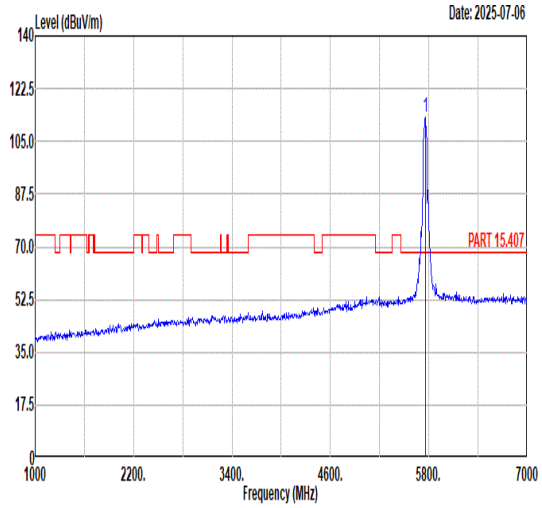 Freq Level Limit Line Margin (dB) Read Level Ant Factor Cable Loss Preamp Factor APos TPos Remark MHz dBuV/m dBuV/m dBuV dB/m dB dB cm deg 1 5755.00 113.07 ------ ------ 98.34 36.68 10.85 32.80 209 281 PEAK
Avg	Blank	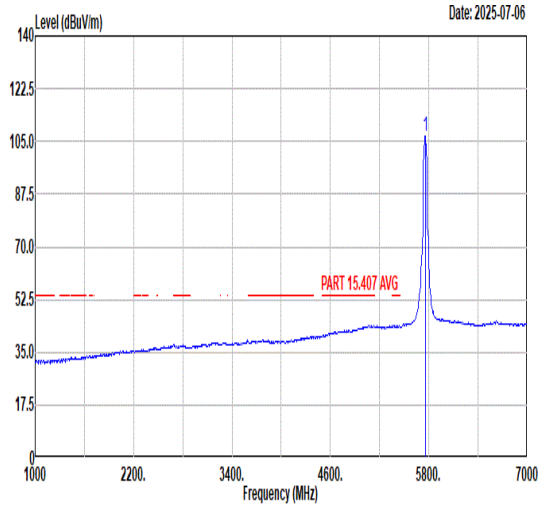 Freq Level Limit Line Margin (dB) Read Level Ant Factor Cable Loss Preamp Factor APos TPos Remark MHz dBuV/m dBuV/m dBuV dB/m dB dB cm deg 1 5755.00 106.91 ------ ------ 92.18 36.68 10.85 32.80 209 281 AVERAGE

Mode	62	
	Band Edge - R	
	U-NII-3_5.725-5.85_802.11n HT40_CH151_Full_5755MHz	
ANT	6+7	
Pol.	Vertical	Fundamental
Peak	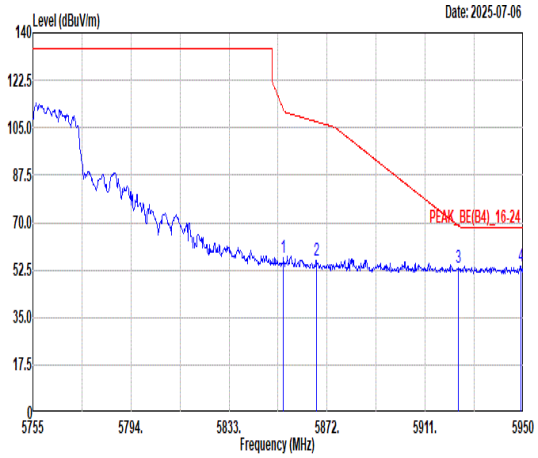 Freq Level Limit Line Margin (dB) Read Level Ant Factor Cable Loss Preamp Factor APos TPos Remark MHz dBuV/m dBuV/m dBuV dB/m dB dB cm deg 1 5854.65 56.87 111.61 -54.74 42.37 36.51 10.83 32.84 209 281 PEAK 2 5867.71 56.25 107.24 -50.99 41.73 36.54 10.83 32.85 209 281 PEAK 3 5924.26 53.21 68.75 -15.54 38.55 36.65 10.88 32.87 209 281 PEAK 4 5949.03 54.09 68.30 -14.21 39.35 36.70 10.92 32.88 209 281 PEAK	Blank

Mode	63	
	Band Edge - L	
	U-NII-3_5.725-5.85_802.11n HT40_CH159_Full_5795MHz	
ANT	6+7	
Pol.	Horizontal	Fundamental
Peak	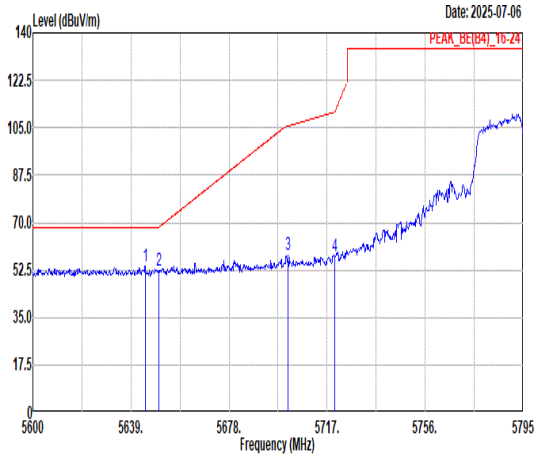 Freq Level Limit Line Margin (dB) Read Level Ant Factor Cable Loss Preamp Factor APos TPos Remark MHz dBuV/m dBuV/m dBuV dB/m dB dB cm deg 1 5644.66 53.79 68.30 -14.51 39.28 36.48 10.79 32.76 191 9 PEAK 2 5650.12 52.37 68.39 -16.02 37.82 36.50 10.81 32.76 191 9 PEAK 3 5701.40 58.04 105.59 -47.55 43.33 36.60 10.89 32.78 191 9 PEAK 4 5720.12 57.53 111.07 -53.54 42.80 36.64 10.88 32.79 191 9 PEAK	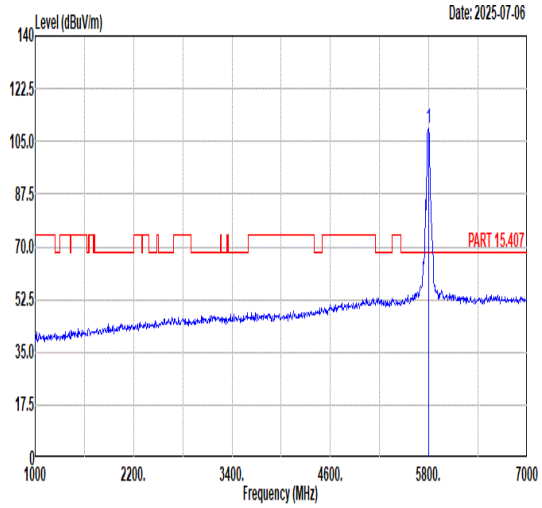 Freq Level Limit Line Margin (dB) Read Level Ant Factor Cable Loss Preamp Factor APos TPos Remark MHz dBuV/m dBuV/m dBuV dB/m dB dB cm deg 1 5795.00 109.56 ------ ------ 94.95 36.61 10.82 32.82 191 9 PEAK
Avg	Blank	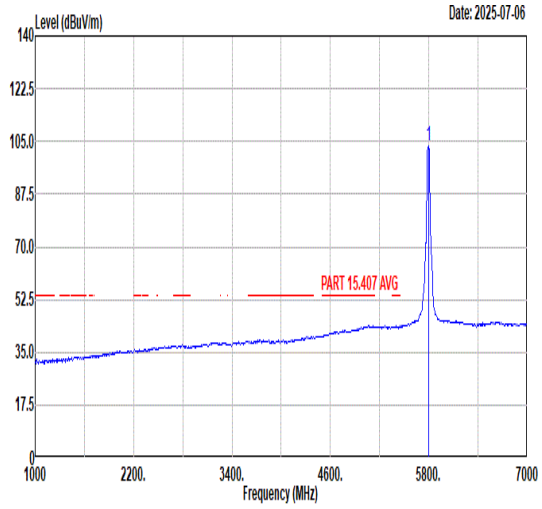 Freq Level Limit Line Margin (dB) Read Level Ant Factor Cable Loss Preamp Factor APos TPos Remark MHz dBuV/m dBuV/m dBuV dB/m dB dB cm deg 1 5795.00 103.76 ------ ------ 89.15 36.61 10.82 32.82 191 9 AVERAGE

Mode	63	
	Band Edge - R	
	U-NII-3_5.725-5.85_802.11n HT40_CH159_Full_5795MHz	
ANT	6+7	
Pol.	Horizontal	Fundamental
Peak	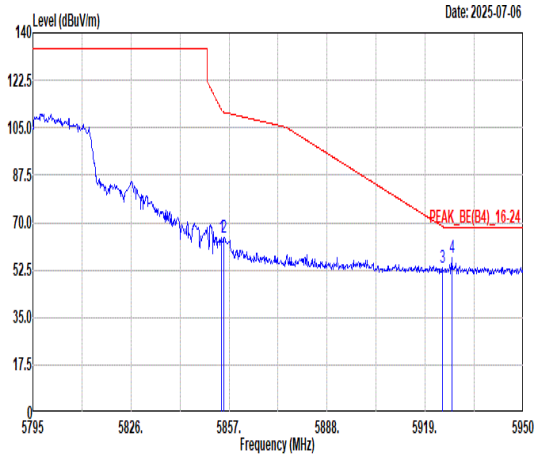 Freq Level Limit Line Margin (dB) Read Level Ant Factor Cable Loss Preamp Factor APos TPos Remark MHz dBuV/m dBuV/m dBuV dB/m dB dB cm deg 1 5854.52 64.56 111.89 -47.33 50.06 36.51 10.83 32.84 191 9 PEAK 2 5855.45 64.42 110.67 -46.25 49.92 36.51 10.83 32.84 191 9 PEAK 3 5924.58 53.30 68.51 -15.21 38.64 36.65 10.88 32.87 191 9 PEAK 4 5927.37 57.28 68.30 -11.02 42.61 36.65 10.89 32.87 191 9 PEAK	Blank

Mode	63	
	Band Edge - L	
	U-NII-3_5.725-5.85_802.11n HT40_CH159_Full_5795MHz	
ANT	6+7	
Pol.	Vertical	Fundamental
Peak	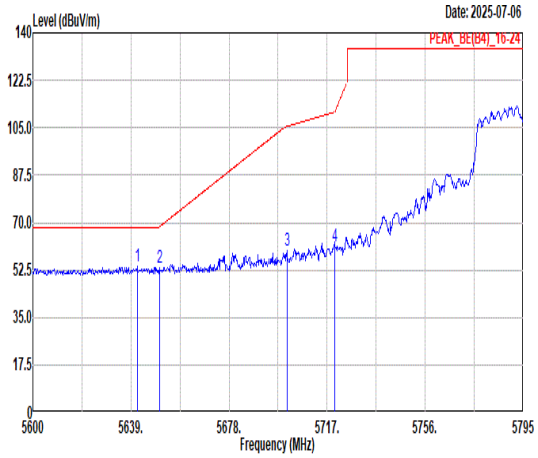 Freq Level Limit Line Margin Read Level Ant Factor Cable Loss Preamp Factor APos TPos Remark MHz dBuV/m dBuV/m dB dBuV dB/m dB dB cm deg 1 5641.54 53.94 68.30 -14.36 39.44 36.47 10.79 32.76 202 281 PEAK 2 5650.31 53.59 68.53 -14.94 39.04 36.50 10.81 32.76 202 281 PEAK 3 5701.01 59.72 105.48 -45.76 45.01 36.60 10.89 32.78 202 281 PEAK 4 5720.12 61.33 111.07 -49.74 46.60 36.64 10.88 32.79 202 281 PEAK	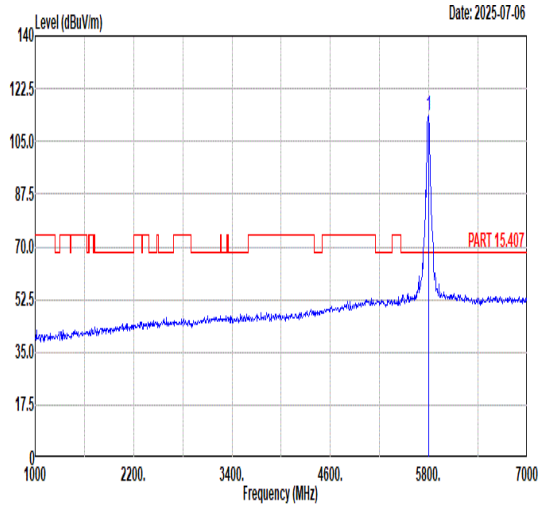 Freq Level Limit Line Margin Read Level Ant Factor Cable Loss Preamp Factor APos TPos Remark MHz dBuV/m dBuV/m dB dBuV dB/m dB dB cm deg 1 5795.00 113.60 ------ ------ 98.99 36.61 10.82 32.82 202 281 PEAK
Avg	Blank	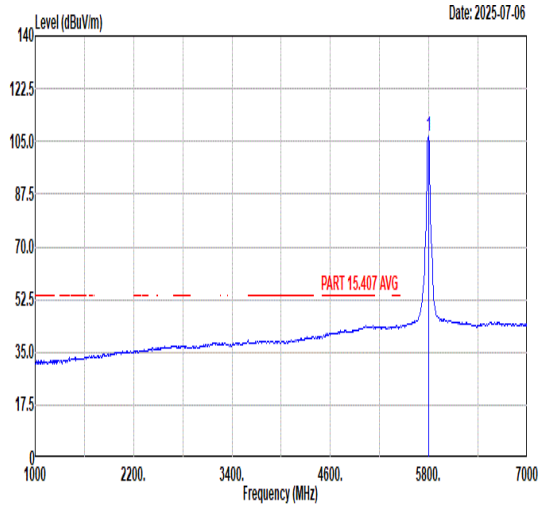 Freq Level Limit Line Margin Read Level Ant Factor Cable Loss Preamp Factor APos TPos Remark MHz dBuV/m dBuV/m dB dBuV dB/m dB dB cm deg 1 5795.00 106.62 ------ ------ 92.02 36.60 10.82 32.82 202 281 AVERAGE

Mode	63	
	Band Edge - R	
	U-NII-3_5.725-5.85_802.11n HT40_CH159_Full_5795MHz	
ANT	6+7	
Pol.	Vertical	Fundamental
Peak	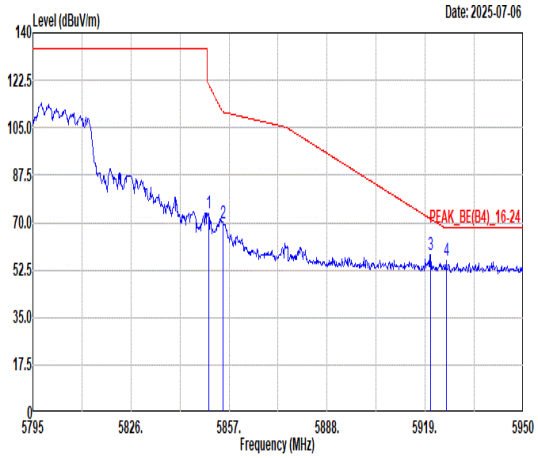 Freq Level Limit Line Margin Read Level Ant Factor Cable Loss Preamp Factor APos TPos Remark MHz dBuV/m dBuV/m dB dBuV dB/m dB dB cm deg 1 5850.49 73.19 110.83 -37.64 58.69 36.51 10.83 32.84 202 281 PEAK 2 5855.14 69.94 110.76 -40.82 55.44 36.51 10.83 32.84 202 281 PEAK 3 5920.71 57.89 71.37 -13.48 43.24 36.64 10.88 32.87 202 281 PEAK 4 5925.67 56.07 68.30 -12.23 41.40 36.65 10.89 32.87 202 281 PEAK	Blank

Mode	64	
	Band Edge - L	
	U-NII-3_5.725-5.85_802.11ac VHT80_CH155_Full_5775MHz	
ANT	6+7	
Pol.	Horizontal	Fundamental
Peak	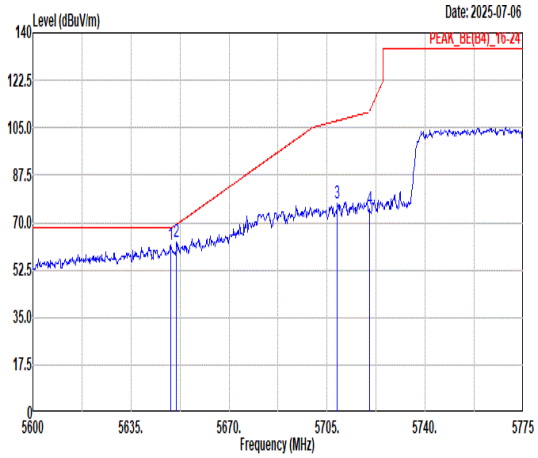 Freq Level Limit Line Margin (dB) Read Level Ant Factor Cable Loss Preamp Factor APos TPos Remark MHz dBuV/m dBuV/m dBuV dB/m dB dB cm deg 1 5649.18 61.69 68.30 -6.61 47.15 36.50 10.80 32.76 178 9 PEAK 2 5651.28 62.79 69.24 -6.45 48.24 36.50 10.81 32.76 178 9 PEAK 3 5708.68 77.17 107.63 -30.46 62.44 36.62 10.89 32.78 178 9 PEAK 4 5720.05 74.99 110.91 -35.92 60.26 36.64 10.88 32.79 178 9 PEAK	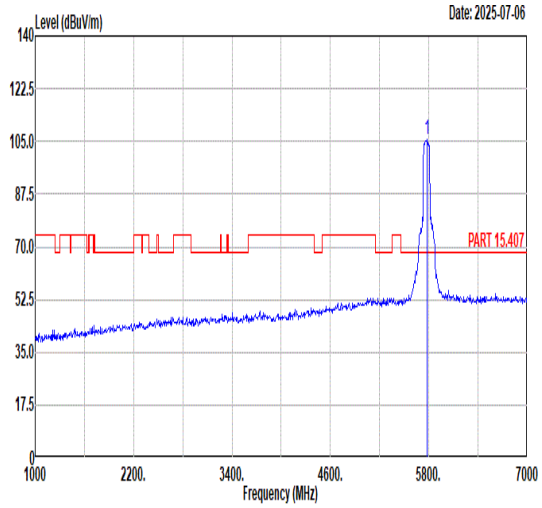 Freq Level Limit Line Margin (dB) Read Level Ant Factor Cable Loss Preamp Factor APos TPos Remark MHz dBuV/m dBuV/m dBuV dB/m dB dB cm deg 1 5775.00 105.42 ------ ------ 90.76 36.64 10.83 32.81 178 9 PEAK
Avg	Blank	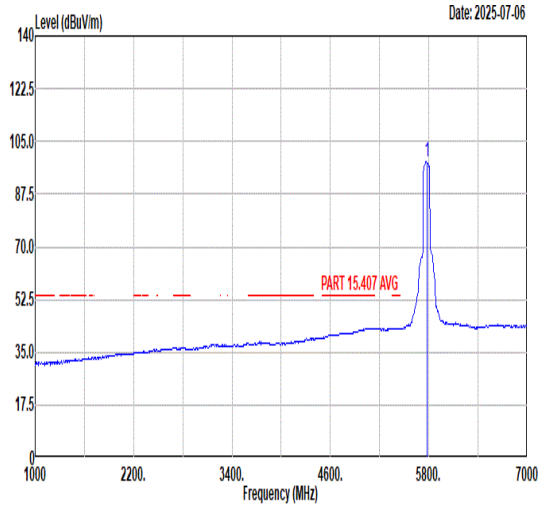 Freq Level Limit Line Margin (dB) Read Level Ant Factor Cable Loss Preamp Factor APos TPos Remark MHz dBuV/m dBuV/m dBuV dB/m dB dB cm deg 1 5775.00 98.08 ------ ------ 83.39 36.66 10.84 32.81 178 9 AVERAGE

Mode	64	
	Band Edge - R	
	U-NII-3_5.725-5.85_802.11ac VHT80_CH155_Full_5775MHz	
ANT	6+7	
Pol.	Horizontal	Fundamental
Peak	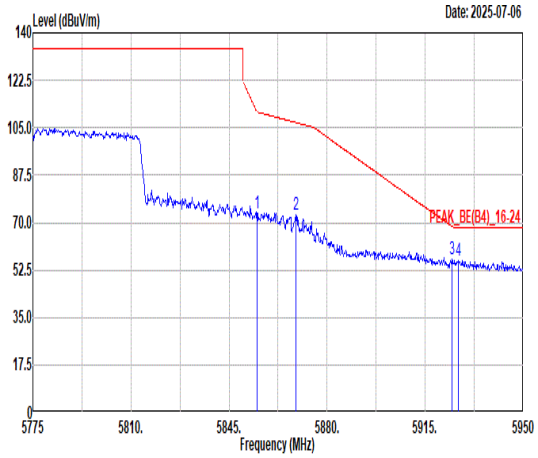 Freq Level Limit Line Margin (dB) Read Level Ant Factor Cable Loss Preamp Factor APos TPos Remark MHz dBuV/m dBuV/m dBuV dB/m dB dB cm deg 1 5854.98 73.63 110.86 -37.23 59.13 36.51 10.83 32.84 178 9 PEAK 2 5868.98 72.84 106.89 -34.05 58.32 36.54 10.83 32.85 178 9 PEAK 3 5924.45 56.76 68.61 -11.85 42.10 36.65 10.88 32.87 178 9 PEAK 4 5926.73 56.08 68.30 -12.22 41.41 36.65 10.89 32.87 178 9 PEAK	Blank

Mode	64	
	Band Edge - L	
	U-NII-3_5.725-5.85_802.11ac VHT80_CH155_Full_5775MHz	
ANT	6+7	
Pol.	Vertical	Fundamental
Peak	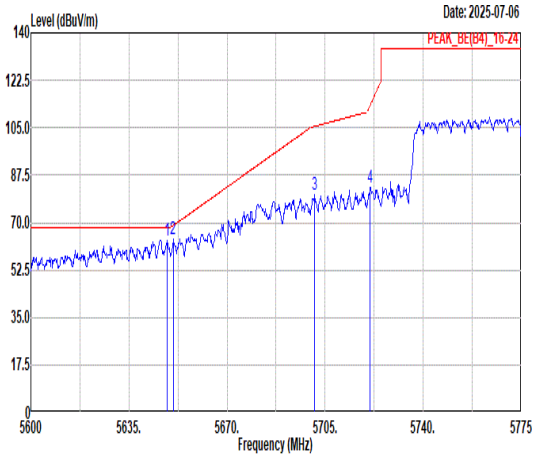 Freq Level Limit Line Margin (dB) Read Level Ant Factor Cable Loss Preamp Factor APos TPos Remark MHz dBuV/m dBuV/m dBuV dB/m dB dB cm deg 1 5648.65 63.56 68.30 -4.74 49.03 36.49 10.80 32.76 211 281 PEAK 2 5650.75 63.85 68.86 -5.01 49.30 36.50 10.81 32.76 211 281 PEAK 3 5701.33 80.04 105.57 -25.53 65.33 36.60 10.89 32.78 211 281 PEAK 4 5721.10 82.93 113.31 -30.38 68.20 36.64 10.88 32.79 211 281 PEAK	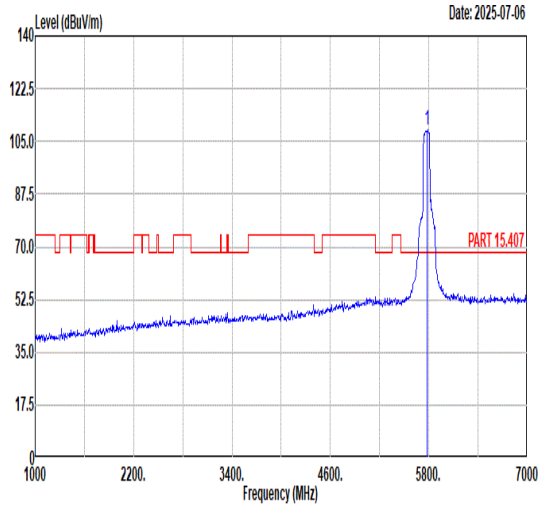 Freq Level Limit Line Margin (dB) Read Level Ant Factor Cable Loss Preamp Factor APos TPos Remark MHz dBuV/m dBuV/m dBuV dB/m dB dB cm deg 1 5775.00 108.72 ------ ------ 94.10 36.62 10.82 32.82 211 281 PEAK
Avg	Blank	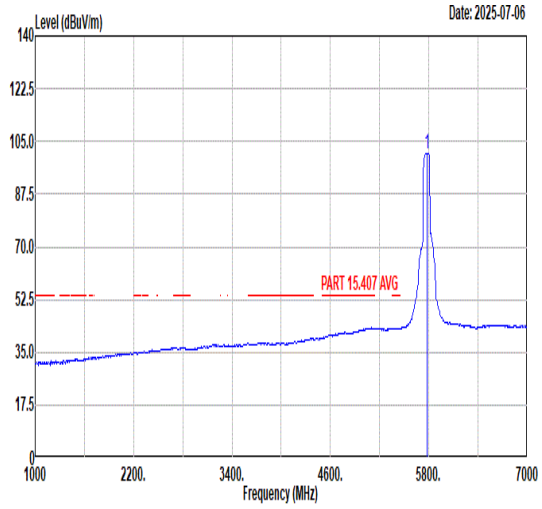 Freq Level Limit Line Margin (dB) Read Level Ant Factor Cable Loss Preamp Factor APos TPos Remark MHz dBuV/m dBuV/m dBuV dB/m dB dB cm deg 1 5775.00 101.09 ------ ------ 86.47 36.62 10.82 32.82 211 281 AVERAGE

Mode	64	
	Band Edge - R	
	U-NII-3_5.725-5.85_802.11ac VHT80_CH155_Full_5775MHz	
ANT	6+7	
Pol.	Vertical	Fundamental
Peak	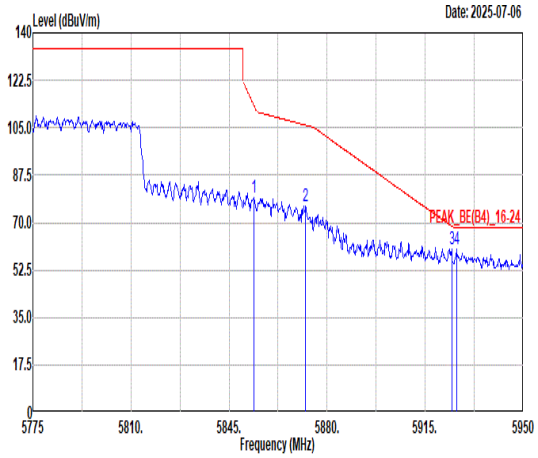 Freq Level Limit Line Margin (dB) Read Level Ant Factor Cable Loss Preamp Factor APos TPos Remark MHz dBuV/m dBuV/m dBuV dB/m dB dB cm deg 1 5853.93 79.28 113.25 -33.97 64.78 36.51 10.83 32.84 211 281 PEAK 2 5872.30 75.87 105.95 -30.08 61.34 36.54 10.84 32.85 211 281 PEAK 3 5924.45 60.02 68.61 -8.59 45.36 36.65 10.88 32.87 211 281 PEAK 4 5926.20 60.37 68.30 -7.93 45.70 36.65 10.89 32.87 211 281 PEAK	Blank

Mode	65	
	Band Edge	
	U-NII-3_5.725-5.85_802.11ax HE20_CH149_Full_5745MHz	
ANT	6+7	
Pol.	Horizontal	Fundamental
Peak	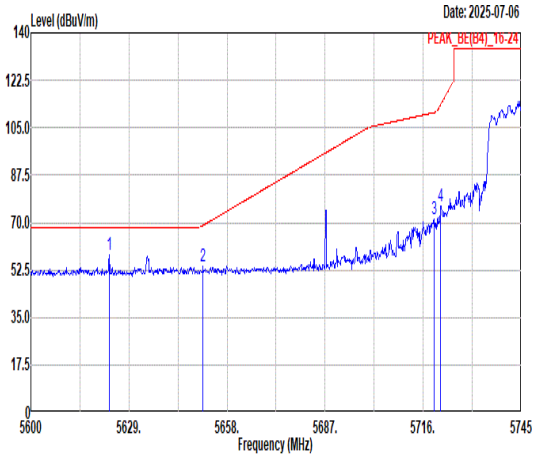 Freq Level Limit Line Margin (dB) Read Level Ant Factor Cable Loss Preamp Factor APos TPos Remark MHz dBuV/m dBuV/m dBuV dB/m dB dB cm deg 1 5623.20 57.89 68.30 -10.41 43.50 36.39 10.75 32.75 193 8 PEAK 2 5650.90 53.73 68.96 -15.23 39.18 36.50 10.81 32.76 193 8 PEAK 3 5719.19 71.45 110.57 -39.12 56.72 36.64 10.88 32.79 193 8 PEAK 4 5721.22 76.05 113.58 -37.53 61.32 36.64 10.88 32.79 193 8 PEAK	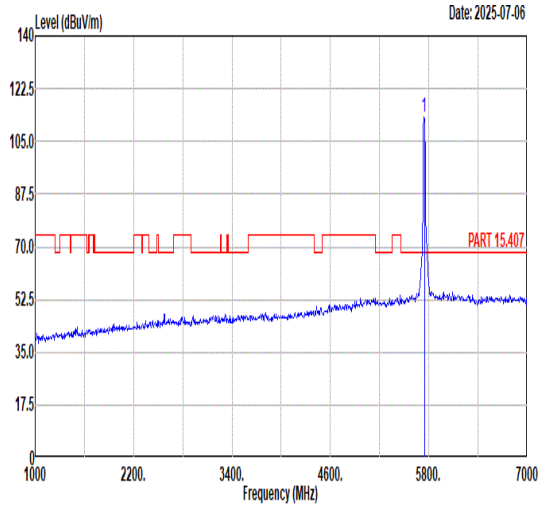 Freq Level Limit Line Margin (dB) Read Level Ant Factor Cable Loss Preamp Factor APos TPos Remark MHz dBuV/m dBuV/m dBuV dB/m dB dB cm deg 1 5745.00 112.81 ------ ------ 98.07 36.68 10.86 32.80 193 8 PEAK
Avg	Blank	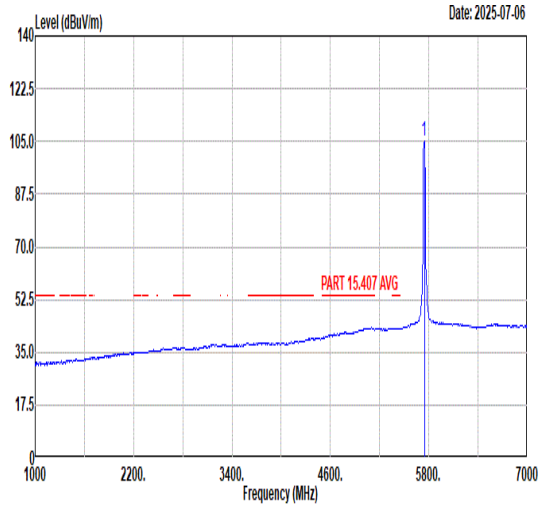 Freq Level Limit Line Margin (dB) Read Level Ant Factor Cable Loss Preamp Factor APos TPos Remark MHz dBuV/m dBuV/m dBuV dB/m dB dB cm deg 1 5745.00 105.18 ------ ------ 90.43 36.69 10.86 32.80 193 8 AVERAGE

Mode	65	
	Band Edge	
	U-NII-3_5.725-5.85_802.11ax HE20_CH149_Full_5745MHz	
ANT	6+7	
Pol.	Vertical	Fundamental
Peak	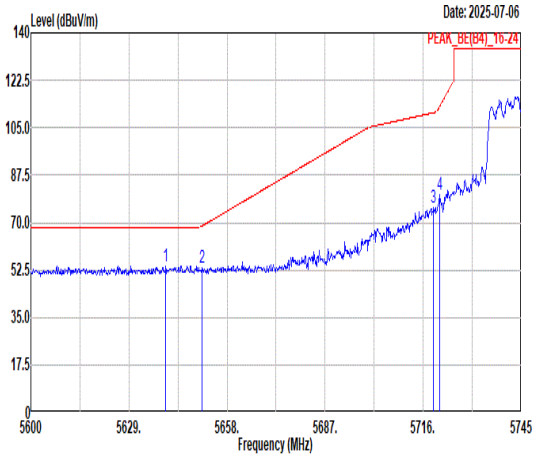 Freq Level Limit Line Margin (dB) Read Level Ant Factor Cable Loss Preamp Factor APos TPos Remark MHz dBuV/m dBuV/m dBuV dB/m dB dB cm deg 1 5639.88 54.07 68.30 -14.23 39.59 36.46 10.78 32.76 211 280 PEAK 2 5650.61 53.20 68.75 -15.55 38.65 36.50 10.81 32.76 211 280 PEAK 3 5719.05 75.70 110.53 -34.83 60.97 36.64 10.88 32.79 211 280 PEAK 4 5720.79 80.33 112.59 -32.26 65.60 36.64 10.88 32.79 211 280 PEAK	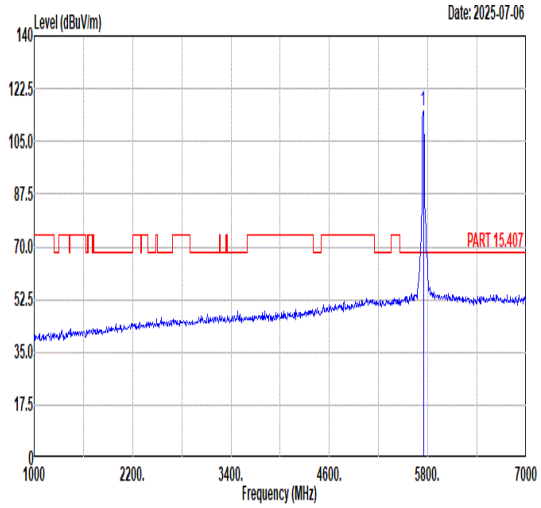 Freq Level Limit Line Margin (dB) Read Level Ant Factor Cable Loss Preamp Factor APos TPos Remark MHz dBuV/m dBuV/m dBuV dB/m dB dB cm deg 1 5745.00 115.23 ------ ------ 100.48 36.69 10.86 32.80 211 280 PEAK
Avg	Blank	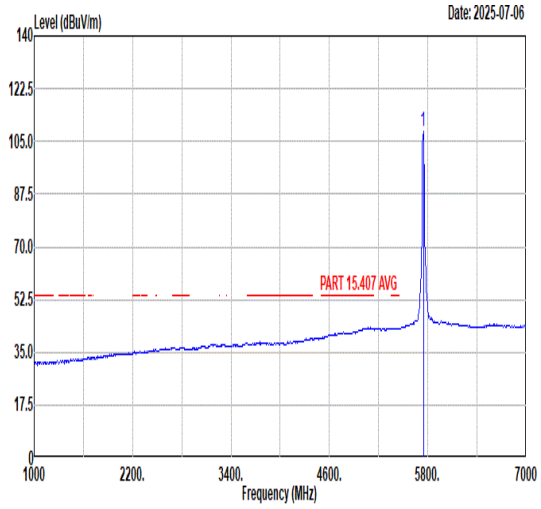 Freq Level Limit Line Margin (dB) Read Level Ant Factor Cable Loss Preamp Factor APos TPos Remark MHz dBuV/m dBuV/m dBuV dB/m dB dB cm deg 1 5745.00 108.41 ------ ------ 93.66 36.69 10.86 32.80 211 280 AVERAGE

Mode	65	
	Harmonic	
	U-NII-3_5.725-5.85_802.11ax HE20_CH149_Full_5745MHz	
ANT	6+7	
Pol.	Horizontal	Vertical
Peak Avg	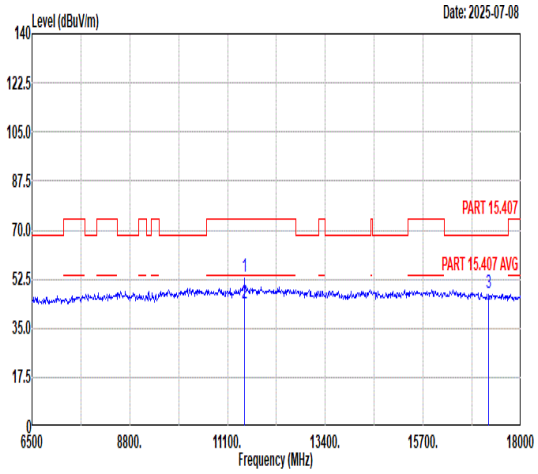 Freq Level Limit Line Margin Read Level Ant Factor Cable Loss Preamp Factor APos TPos Remark MHz dBuV/m dBuV/m dB dBuV dB/m dB dB cm deg 1 11490.00 53.43 74.00 -20.57 50.62 38.20 14.92 50.31 253 21 Peak 2 11490.00 43.67 54.00 -10.33 40.86 38.20 14.92 50.31 253 21 Average 3 17235.00 47.40 68.30 -20.90 39.71 42.69 18.02 53.02 --- --- Peak	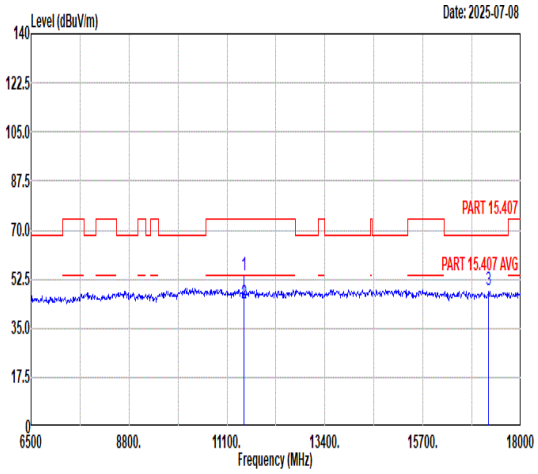 Freq Level Limit Line Margin Read Level Ant Factor Cable Loss Preamp Factor APos TPos Remark MHz dBuV/m dBuV/m dB dBuV dB/m dB dB cm deg 1 11490.00 54.07 74.00 -19.93 51.26 38.20 14.92 50.31 126 320 Peak 2 11490.00 43.88 54.00 -10.12 41.07 38.20 14.92 50.31 126 320 Average 3 17235.00 48.44 68.30 -19.86 40.75 42.69 18.02 53.02 --- --- Peak

Mode	66	
	Harmonic	
	U-NII-3_5.725-5.85_802.11ax HE20_CH157_Full_5785MHz	
ANT	6+7	
Pol.	Horizontal	Vertical
Peak Avg	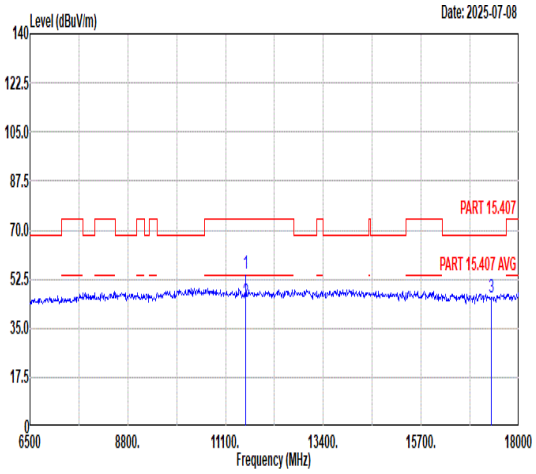 Freq Level Limit Line Margin Read Level Ant Factor Cable Loss Preamp Factor APos TPos Remark MHz dBuV/m dBuV/m dB dBuV dB/m dB dB cm deg 1 11570.00 54.57 74.00 -19.43 51.64 38.20 14.97 50.24 256 21 Peak 2 11570.00 44.21 54.00 -9.79 41.28 38.20 14.97 50.24 256 21 Average 3 17355.00 46.01 68.30 -22.29 39.06 42.24 17.99 53.28 --- --- Peak	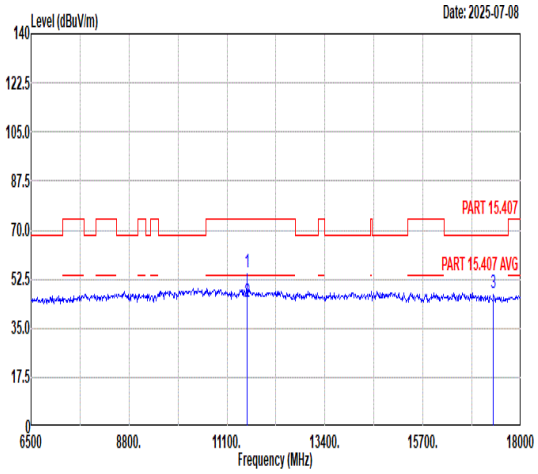 Freq Level Limit Line Margin Read Level Ant Factor Cable Loss Preamp Factor APos TPos Remark MHz dBuV/m dBuV/m dB dBuV dB/m dB dB cm deg 1 11570.00 54.78 74.00 -19.22 51.85 38.20 14.97 50.24 125 317 Peak 2 11570.00 44.40 54.00 -9.60 41.47 38.20 14.97 50.24 125 317 Average 3 17355.00 47.34 68.30 -20.96 40.39 42.24 17.99 53.28 --- --- Peak

Mode	67	
	Band Edge	
	U-NII-3_5.725-5.85_802.11ax HE20_CH165_Full_5825MHz	
ANT	6+7	
Pol.	Horizontal	Fundamental
Peak	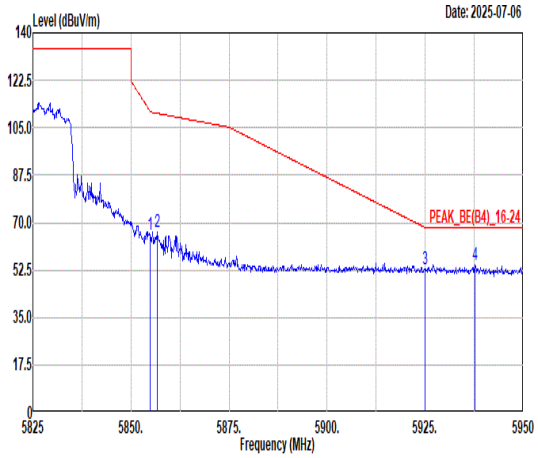 Freq Level Limit Line Margin (dB) Read Level Ant Factor Cable Loss Preamp Factor APos TPos Remark MHz dBuV/m dBuV/m dBuV dB/m dB dB cm deg 1 5854.88 65.54 111.08 -45.54 51.04 36.51 10.83 32.84 175 9 PEAK 2 5856.63 66.80 110.34 -43.54 52.30 36.51 10.83 32.84 175 9 PEAK 3 5924.88 53.00 68.29 -15.29 38.33 36.65 10.89 32.87 175 9 PEAK 4 5937.63 54.25 68.30 -14.05 39.54 36.68 10.91 32.88 175 9 PEAK	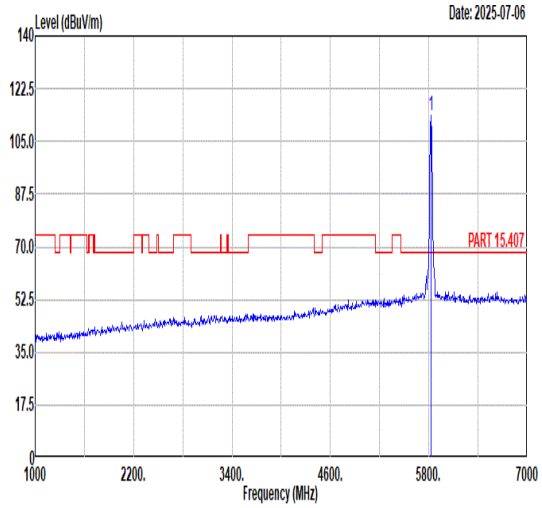 Freq Level Limit Line Margin (dB) Read Level Ant Factor Cable Loss Preamp Factor APos TPos Remark MHz dBuV/m dBuV/m dBuV dB/m dB dB cm deg 1 5825.00 113.36 ------ ------ 98.81 36.55 10.83 32.83 175 9 PEAK
Avg	Blank	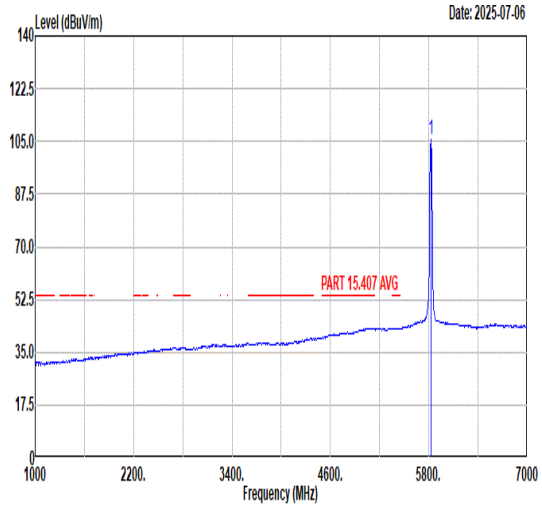 Freq Level Limit Line Margin (dB) Read Level Ant Factor Cable Loss Preamp Factor APos TPos Remark MHz dBuV/m dBuV/m dBuV dB/m dB dB cm deg 1 5825.00 105.49 ------ ------ 90.94 36.55 10.83 32.83 175 9 AVERAGE

Mode	67	
	Band Edge	
	U-NII-3_5.725-5.85_802.11ax HE20_CH165_Full_5825MHz	
ANT	6+7	
Pol.	Vertical	Fundamental
Peak	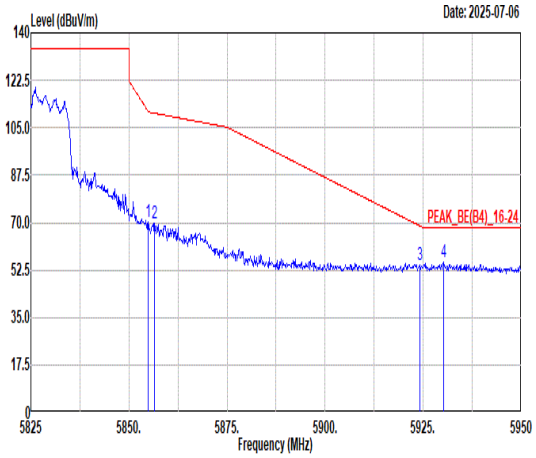 Freq Level Limit Line Margin (dB) Read Level Ant Factor Cable Loss Preamp Factor APos TPos Remark MHz dBuV/m dBuV/m dBuV dB/m dB dB cm deg 1 5854.88 70.32 111.08 -40.76 55.82 36.51 10.83 32.84 211 290 PEAK 2 5856.50 69.87 110.38 -40.51 55.37 36.51 10.83 32.84 211 290 PEAK 3 5924.13 54.47 68.84 -14.37 39.81 36.65 10.88 32.87 211 290 PEAK 4 5930.25 55.32 68.30 -12.98 40.64 36.66 10.89 32.87 211 290 PEAK	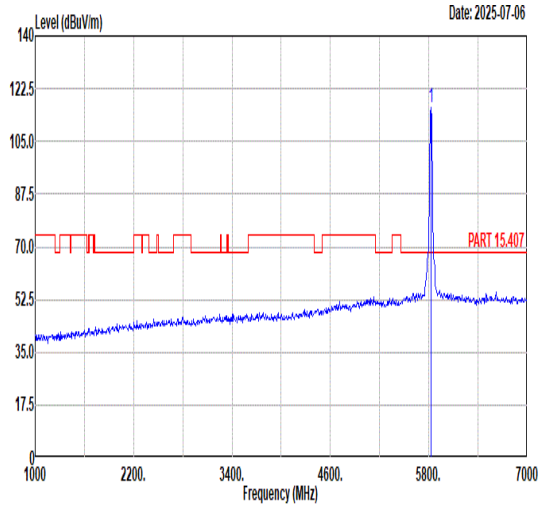 Freq Level Limit Line Margin (dB) Read Level Ant Factor Cable Loss Preamp Factor APos TPos Remark MHz dBuV/m dBuV/m dBuV dB/m dB dB cm deg 1 5825.00 116.47 ------ ------ 101.93 36.54 10.83 32.83 211 290 PEAK
Avg	Blank	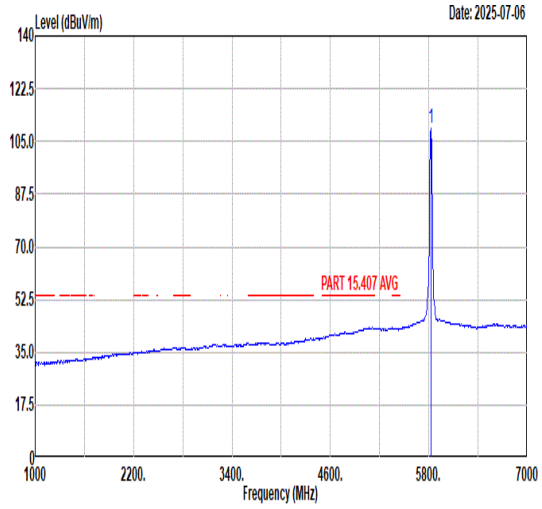 Freq Level Limit Line Margin (dB) Read Level Ant Factor Cable Loss Preamp Factor APos TPos Remark MHz dBuV/m dBuV/m dBuV dB/m dB dB cm deg 1 5825.00 109.11 ------ ------ 94.56 36.55 10.83 32.83 211 290 AVERAGE

Mode	67	
	Harmonic	
	U-NII-3_5.725-5.85_802.11ax HE20_CH165_Full_5825MHz	
ANT	6+7	
Pol.	Horizontal	Vertical
Peak Avg	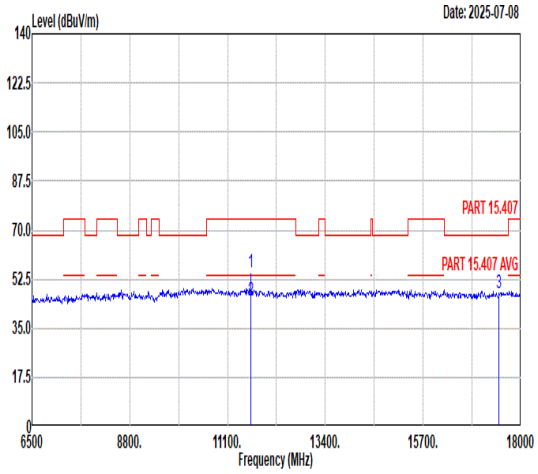 Freq Level Limit Line Margin Read Level Ant Factor Cable Loss Preamp Factor APos TPos Remark MHz dBuV/m dBuV/m dB dBuV dB/m dB dB cm deg 1 11650.00 54.69 74.00 -19.31 51.65 38.20 15.02 50.18 257 22 Peak 2 11650.00 44.88 54.00 -9.12 41.84 38.20 15.02 50.18 257 22 Average 3 17475.00 47.35 68.30 -20.95 40.58 42.35 17.96 53.54 --- --- Peak	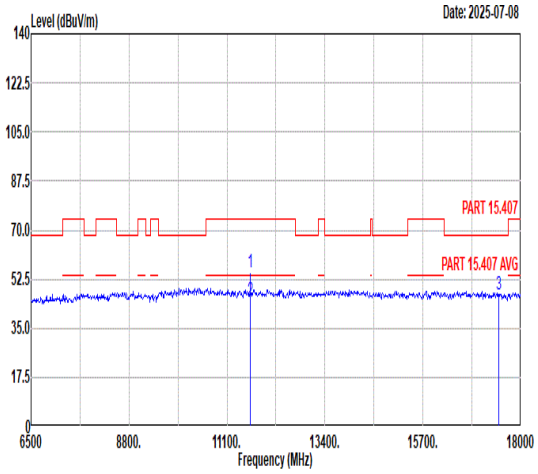 Freq Level Limit Line Margin Read Level Ant Factor Cable Loss Preamp Factor APos TPos Remark MHz dBuV/m dBuV/m dB dBuV dB/m dB dB cm deg 1 11650.00 54.97 74.00 -19.03 51.93 38.20 15.02 50.18 119 302 Peak 2 11650.00 45.08 54.00 -8.92 42.04 38.20 15.02 50.18 119 302 Average 3 17475.00 47.28 68.30 -21.02 40.51 42.35 17.96 53.54 --- --- Peak

Mode	68	
	Band Edge - L	
	U-NII-3_5.725-5.85_802.11ax HE40_CH151_Full_5755MHz	
ANT	6+7	
Pol.	Horizontal	Fundamental
Peak	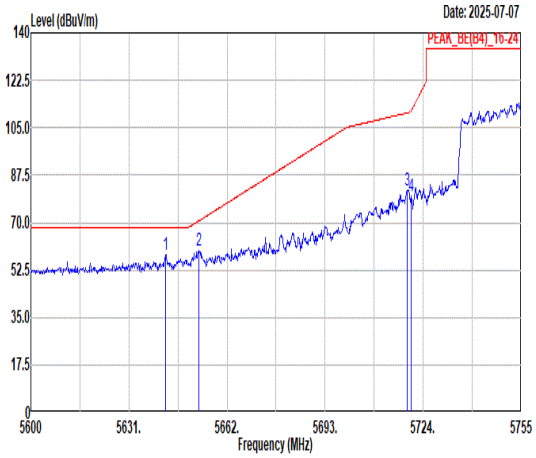 Freq Level Limit Line Margin (dB) Read Level Ant Factor Cable Loss Preamp Factor APos TPos Remark MHz dBuV/m dBuV/m dBuV dB/m dB dB cm deg 1 5642.63 58.24 68.30 -10.06 43.74 36.47 10.79 32.76 183 10 PEAK 2 5653.01 59.85 70.53 -10.68 45.29 36.51 10.81 32.76 183 10 PEAK 3 5719.04 82.07 110.53 -28.46 67.34 36.64 10.88 32.79 183 10 PEAK 4 5720.13 79.72 111.09 -31.37 64.99 36.64 10.88 32.79 183 10 PEAK	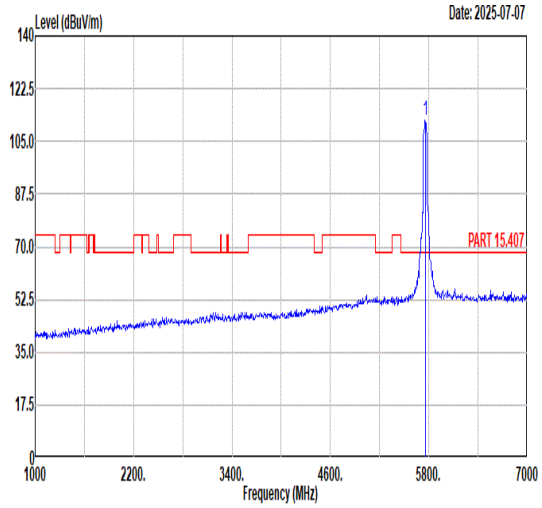 Freq Level Limit Line Margin (dB) Read Level Ant Factor Cable Loss Preamp Factor APos TPos Remark MHz dBuV/m dBuV/m dBuV dB/m dB dB cm deg 1 5755.00 111.89 ------ ------ 97.14 36.70 10.85 32.80 183 10 PEAK
Avg	Blank	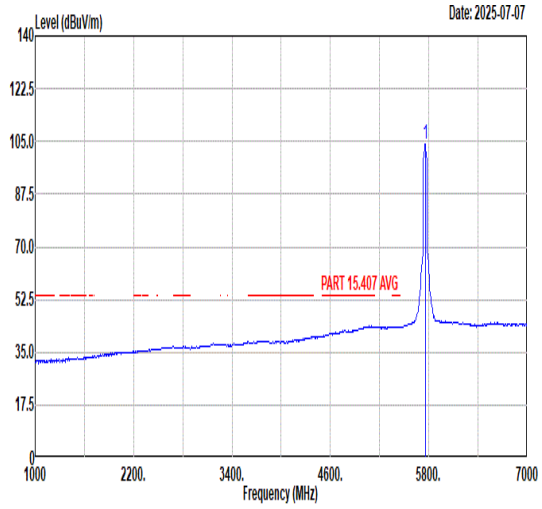 Freq Level Limit Line Margin (dB) Read Level Ant Factor Cable Loss Preamp Factor APos TPos Remark MHz dBuV/m dBuV/m dBuV dB/m dB dB cm deg 1 5755.00 104.20 ------ ------ 89.45 36.70 10.85 32.80 183 10 AVERAGE

Mode	68	
	Band Edge - R	
	U-NII-3_5.725-5.85_802.11ax HE40_CH151_Full_5755MHz	
ANT	6+7	
Pol.	Horizontal	Fundamental
Peak	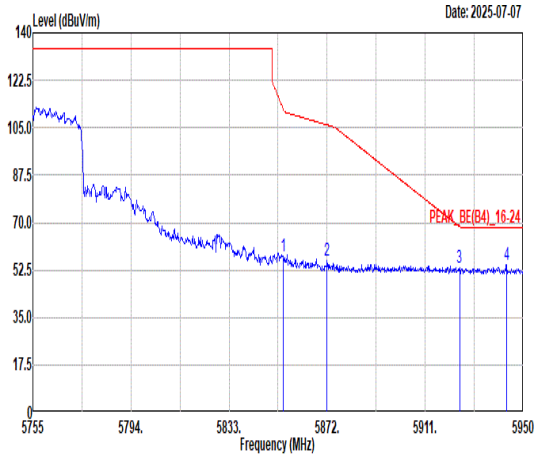 Freq Level Limit Line Margin (dB) Read Level Ant Factor Cable Loss Preamp Factor APos TPos Remark MHz dBuV/m dBuV/m dBuV dB/m dB dB cm deg 1 5854.45 57.60 112.05 -54.45 43.10 36.51 10.83 32.84 183 10 PEAK 2 5872.00 55.75 106.04 -50.29 41.22 36.54 10.84 32.85 183 10 PEAK 3 5924.65 53.49 68.46 -14.97 38.83 36.65 10.88 32.87 183 10 PEAK 4 5943.37 54.55 68.30 -13.75 39.83 36.69 10.91 32.88 183 10 PEAK	Blank

Mode	68	
	Band Edge - L	
	U-NII-3_5.725-5.85_802.11ax HE40_CH151_Full_5755MHz	
ANT	6+7	
Pol.	Vertical	Fundamental
Peak	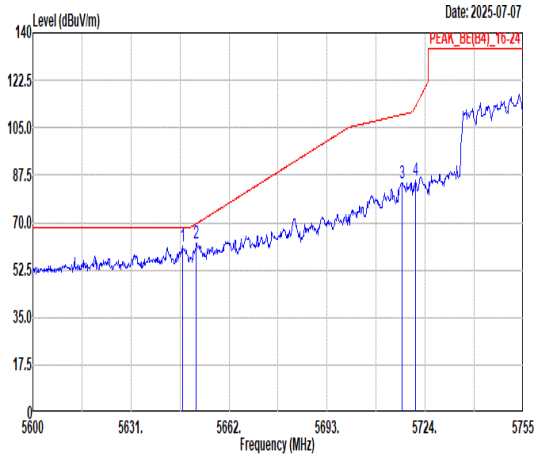 Freq Level Limit Line Margin (dB) Read Level Ant Factor Cable Loss Preamp Factor APos TPos Remark MHz dBuV/m dBuV/m dBuV dB/m dB dB cm deg 1 5647.28 61.10 68.30 -7.20 46.57 36.49 10.80 32.76 203 280 PEAK 2 5651.62 62.19 69.50 -7.31 47.64 36.50 10.81 32.76 203 280 PEAK 3 5716.72 84.60 109.88 -25.28 69.88 36.63 10.88 32.79 203 280 PEAK 4 5721.06 85.82 113.21 -27.39 71.09 36.64 10.88 32.79 203 280 PEAK	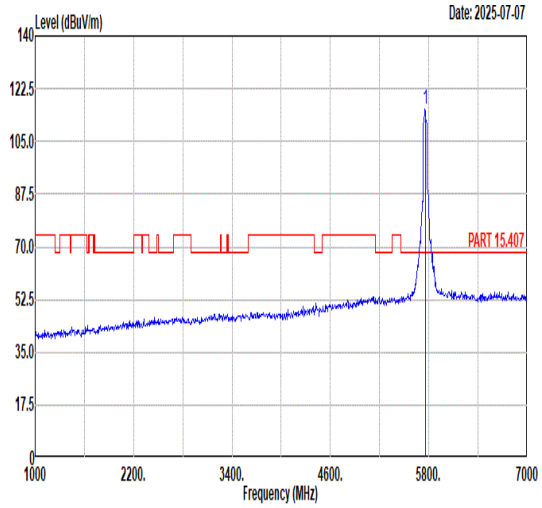 Freq Level Limit Line Margin (dB) Read Level Ant Factor Cable Loss Preamp Factor APos TPos Remark MHz dBuV/m dBuV/m dBuV dB/m dB dB cm deg 1 5755.00 115.95 ------ ------ 101.20 36.70 10.85 32.80 203 280 PEAK
Avg	Blank	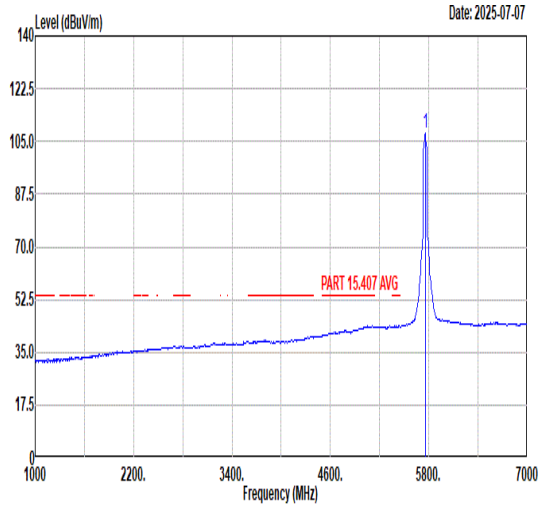 Freq Level Limit Line Margin (dB) Read Level Ant Factor Cable Loss Preamp Factor APos TPos Remark MHz dBuV/m dBuV/m dBuV dB/m dB dB cm deg 1 5755.00 107.71 ------ ------ 92.98 36.68 10.85 32.80 203 280 AVERAGE

Mode	68	
	Band Edge - R	
	U-NII-3_5.725-5.85_802.11ax HE40_CH151_Full_5755MHz	
ANT	6+7	
Pol.	Vertical	Fundamental
Peak	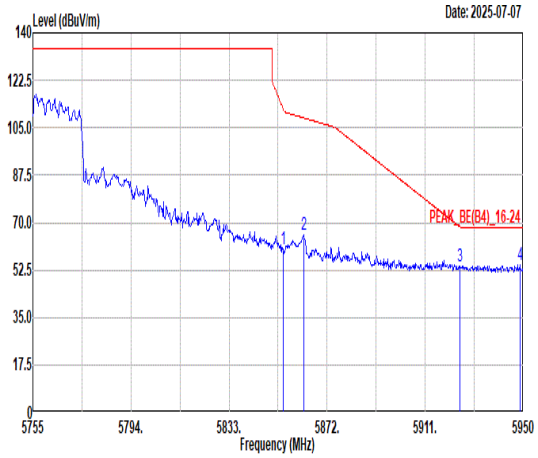 Freq Level Limit Line Margin (dB) Read Level Ant Factor Cable Loss Preamp Factor APos TPos Remark MHz dBuV/m dBuV/m dBuV dB/m dB dB cm deg 1 5854.65 60.42 111.61 -51.19 45.92 36.51 10.83 32.84 203 280 PEAK 2 5862.64 65.27 108.66 -43.39 50.76 36.53 10.83 32.85 203 280 PEAK 3 5924.85 53.77 68.31 -14.54 39.10 36.65 10.89 32.87 203 280 PEAK 4 5948.64 54.66 68.30 -13.64 39.92 36.70 10.92 32.88 203 280 PEAK	Blank

Mode	69	
	Band Edge - L	
	U-NII-3_5.725-5.85_802.11ax HE40_CH159_Full_5795MHz	
ANT	6+7	
Pol.	Horizontal	Fundamental
Peak	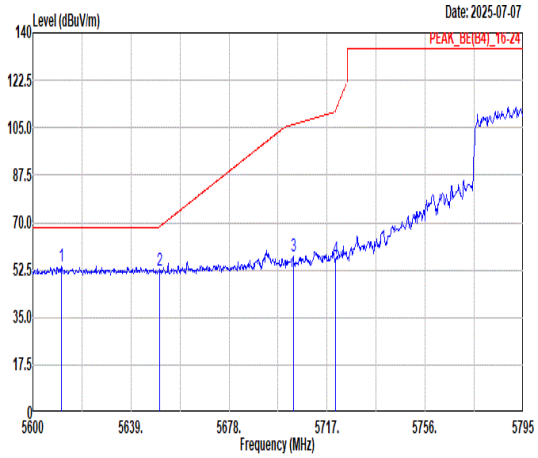 Freq Level Limit Line Margin (dB) Read Level Ant Factor Cable Loss Preamp Factor APos TPos Remark MHz dBuV/m dBuV/m dBuV dB/m dB dB cm deg 1 5611.31 54.11 68.30 -14.19 39.78 36.35 10.72 32.74 192 9 PEAK 2 5650.31 52.54 68.53 -15.99 37.99 36.50 10.81 32.76 192 9 PEAK 3 5703.55 57.73 106.19 -48.46 43.01 36.61 10.89 32.78 192 9 PEAK 4 5720.32 56.46 111.52 -55.06 41.73 36.64 10.88 32.79 192 9 PEAK	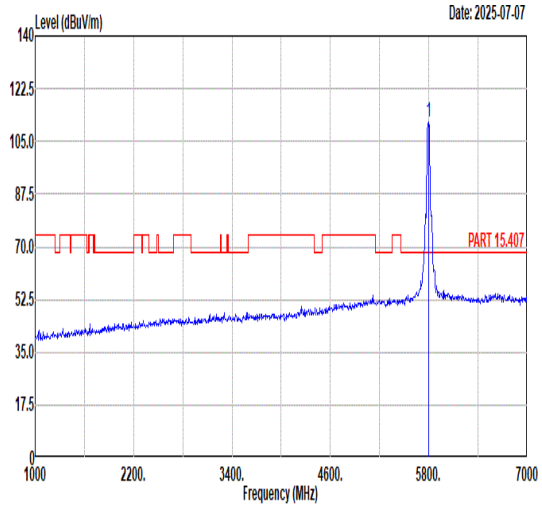 Freq Level Limit Line Margin (dB) Read Level Ant Factor Cable Loss Preamp Factor APos TPos Remark MHz dBuV/m dBuV/m dBuV dB/m dB dB cm deg 1 5795.00 111.53 ------ ------ 96.93 36.60 10.82 32.82 192 9 PEAK
Avg	Blank	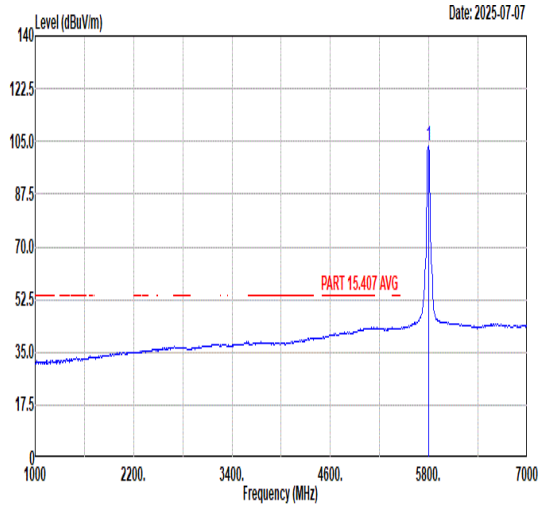 Freq Level Limit Line Margin (dB) Read Level Ant Factor Cable Loss Preamp Factor APos TPos Remark MHz dBuV/m dBuV/m dBuV dB/m dB dB cm deg 1 5795.00 103.80 ------ ------ 89.19 36.61 10.82 32.82 192 9 AVERAGE

Mode	69	
	Band Edge - R	
	U-NII-3_5.725-5.85_802.11ax HE40_CH159_Full_5795MHz	
ANT	6+7	
Pol.	Horizontal	Fundamental
Peak	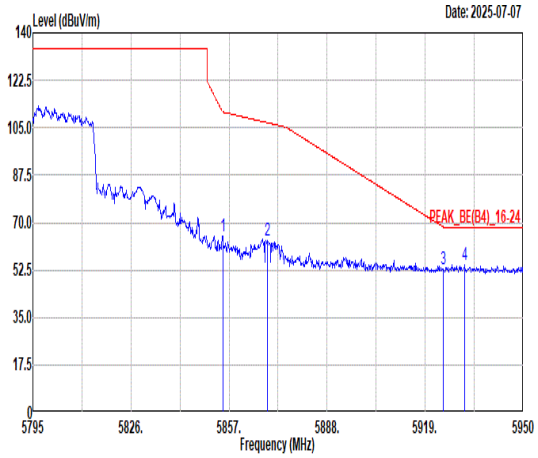 Freq Level Limit Line Margin (dB) Read Level Ant Factor Cable Loss Preamp Factor APos TPos Remark MHz dBuV/m dBuV/m dBuV dB/m dB dB cm deg 1 5854.99 64.92 110.83 -45.91 50.42 36.51 10.83 32.84 192 9 PEAK 2 5869.09 63.64 106.85 -43.21 49.12 36.54 10.83 32.85 192 9 PEAK 3 5924.74 52.82 68.40 -15.58 38.15 36.65 10.89 32.87 192 9 PEAK 4 5931.56 54.29 68.30 -14.01 39.60 36.66 10.90 32.87 192 9 PEAK	Blank

Mode	69	
	Band Edge - L	
	U-NII-3_5.725-5.85_802.11ax HE40_CH159_Full_5795MHz	
ANT	6+7	
Pol.	Vertical	Fundamental
Peak	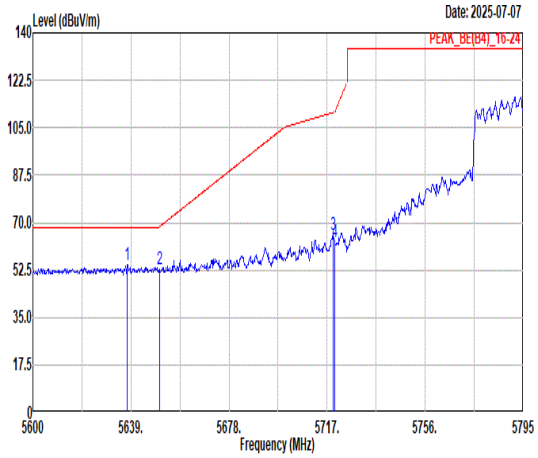 Freq Level Limit Line Margin (dB) Read Level Ant Factor Cable Loss Preamp Factor APos TPos Remark MHz dBuV/m dBuV/m dBuV dB/m dB dB cm deg 1 5637.64 54.29 68.30 -14.01 39.82 36.45 10.78 32.76 198 281 PEAK 2 5650.31 52.59 68.53 -15.94 38.04 36.50 10.81 32.76 198 281 PEAK 3 5719.34 65.60 110.62 -45.02 50.87 36.64 10.88 32.79 198 281 PEAK 4 5720.12 62.69 111.07 -48.38 47.96 36.64 10.88 32.79 198 281 PEAK	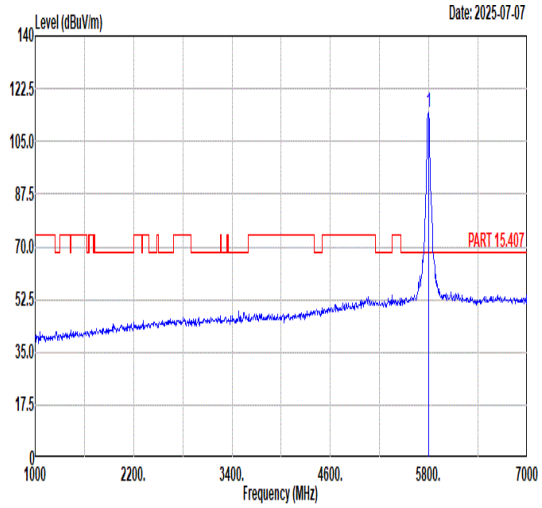 Freq Level Limit Line Margin (dB) Read Level Ant Factor Cable Loss Preamp Factor APos TPos Remark MHz dBuV/m dBuV/m dBuV dB/m dB dB cm deg 1 5795.00 114.66 ------ ------ 100.05 36.61 10.82 32.82 198 281 PEAK
Avg	Blank	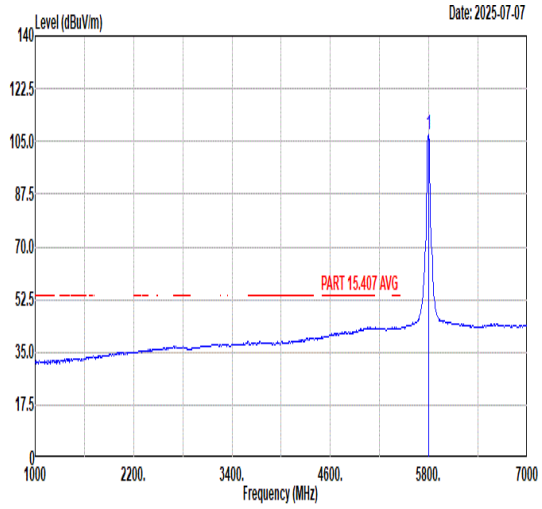 Freq Level Limit Line Margin (dB) Read Level Ant Factor Cable Loss Preamp Factor APos TPos Remark MHz dBuV/m dBuV/m dBuV dB/m dB dB cm deg 1 5795.00 107.35 ------ ------ 92.74 36.61 10.82 32.82 198 281 AVERAGE

Mode	69	
	Band Edge - R	
	U-NII-3_5.725-5.85_802.11ax HE40_CH159_Full_5795MHz	
ANT	6+7	
Pol.	Vertical	Fundamental
Peak	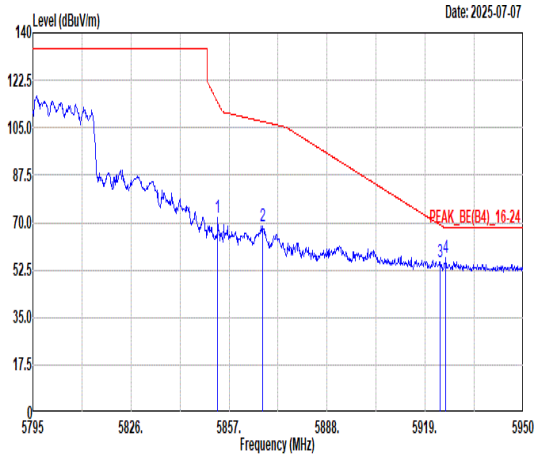 Freq Level Limit Line Margin (dB) Read Level Ant Factor Cable Loss Preamp Factor APos TPos Remark MHz dBuV/m dBuV/m dBuV dB/m dB dB cm deg 1 5853.44 72.03 114.37 -42.34 57.53 36.51 10.83 32.84 198 281 PEAK 2 5867.54 68.75 107.29 -38.54 54.23 36.54 10.83 32.85 198 281 PEAK 3 5923.81 55.27 69.08 -13.81 40.61 36.65 10.88 32.87 198 281 PEAK 4 5925.51 56.91 68.30 -11.39 42.24 36.65 10.89 32.87 198 281 PEAK	Blank

Mode	70	
	Band Edge - L	
	U-NII-3_5.725-5.85_802.11ax HE80_CH155_Full_5775MHz	
ANT	6+7	
Pol.	Horizontal	Fundamental
Peak	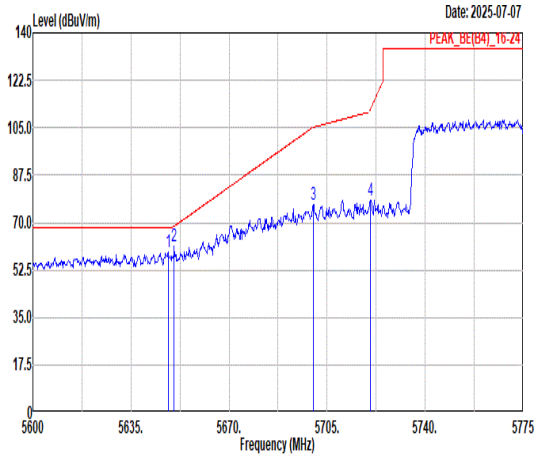 Freq Level Limit Line Margin (dB) Read Level Ant Factor Cable Loss Preamp Factor APos TPos Remark MHz dBuV/m dBuV/m dBuV dB/m dB dB cm deg 1 5648.30 59.17 68.30 -9.13 44.64 36.49 10.80 32.76 181 8 PEAK 2 5650.40 61.06 68.60 -7.54 46.51 36.50 10.81 32.76 181 8 PEAK 3 5700.10 76.65 105.23 -28.58 61.94 36.60 10.89 32.78 181 8 PEAK 4 5720.40 78.44 111.71 -33.27 63.71 36.64 10.88 32.79 181 8 PEAK	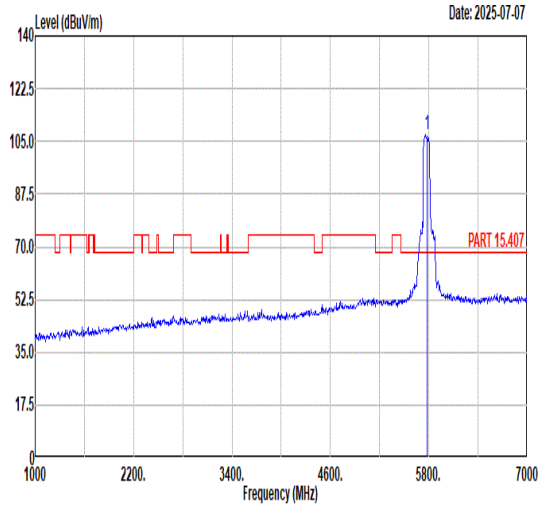 Freq Level Limit Line Margin (dB) Read Level Ant Factor Cable Loss Preamp Factor APos TPos Remark MHz dBuV/m dBuV/m dBuV dB/m dB dB cm deg 1 5775.00 107.21 ------ ------ 92.48 36.68 10.85 32.80 181 8 PEAK
Avg	Blank	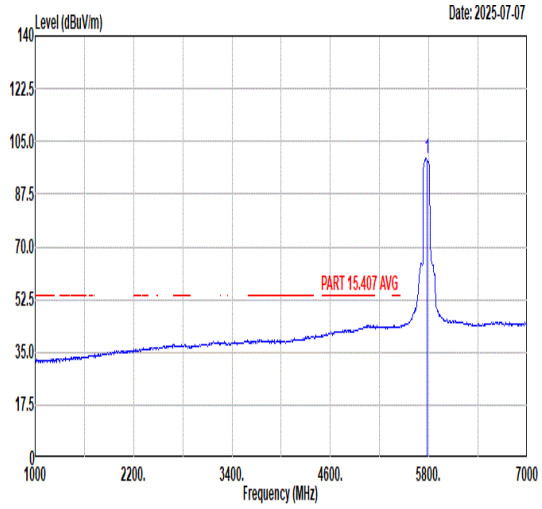 Freq Level Limit Line Margin (dB) Read Level Ant Factor Cable Loss Preamp Factor APos TPos Remark MHz dBuV/m dBuV/m dBuV dB/m dB dB cm deg 1 5775.00 99.26 ------ ------ 84.57 36.66 10.84 32.81 181 8 AVERAGE

Mode	70	
	Band Edge - R	
	U-NII-3_5.725-5.85_802.11ax HE80_CH155_Full_5775MHz	
ANT	6+7	
Pol.	Horizontal	Fundamental
Peak	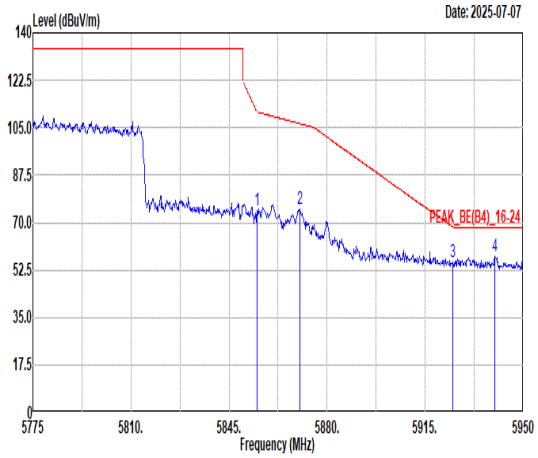 Freq Level Limit Line Margin (dB) Read Level Ant Factor Cable Loss Preamp Factor APos TPos Remark MHz dBuV/m dBuV/m dBuV dB/m dB dB cm deg 1 5854.98 74.28 110.86 -36.58 59.78 36.51 10.83 32.84 181 8 PEAK 2 5870.20 74.85 106.54 -31.69 60.33 36.54 10.83 32.85 181 8 PEAK 3 5924.80 55.25 68.35 -13.10 40.58 36.65 10.89 32.87 181 8 PEAK 4 5939.85 57.69 68.30 -10.61 42.98 36.68 10.91 32.88 181 8 PEAK	Blank

Mode	70	
	Band Edge - L	
	U-NII-3_5.725-5.85_802.11ax HE80_CH155_Full_5775MHz	
ANT	6+7	
Pol.	Vertical	Fundamental
Peak	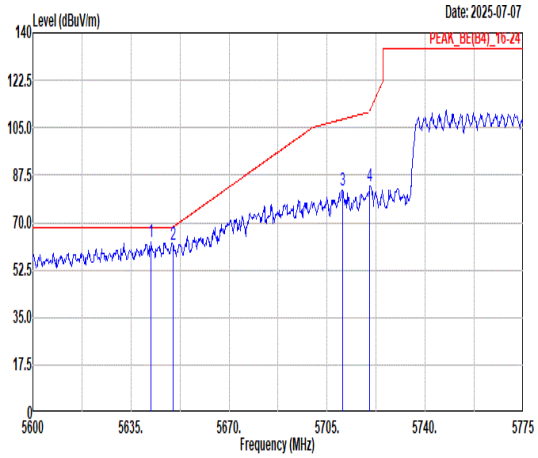 Freq Level Limit Line Margin (dB) Read Level Ant Factor Cable Loss Preamp Factor APos TPos Remark MHz dBuV/m dBuV/m dBuV dB/m dB dB cm deg 1 5642.18 62.74 68.30 -5.56 48.24 36.47 10.79 32.76 199 282 PEAK 2 5650.05 61.71 68.34 -6.63 47.16 36.50 10.81 32.76 199 282 PEAK 3 5710.43 81.93 108.12 -26.19 67.20 36.62 10.89 32.78 199 282 PEAK 4 5720.23 83.35 111.31 -27.96 68.62 36.64 10.88 32.79 199 282 PEAK	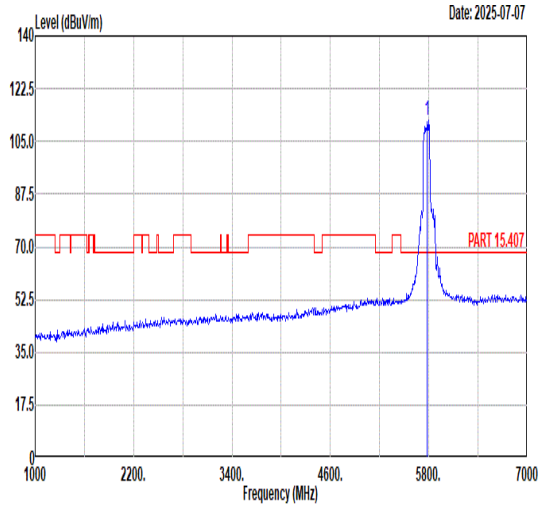 Freq Level Limit Line Margin (dB) Read Level Ant Factor Cable Loss Preamp Factor APos TPos Remark MHz dBuV/m dBuV/m dBuV dB/m dB dB cm deg 1 5775.00 111.93 ------ ------ 97.32 36.61 10.82 32.82 199 282 PEAK
Avg	Blank	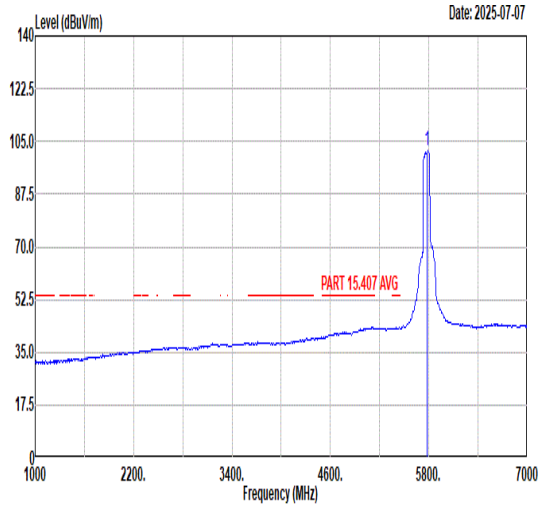 Freq Level Limit Line Margin (dB) Read Level Ant Factor Cable Loss Preamp Factor APos TPos Remark MHz dBuV/m dBuV/m dBuV dB/m dB dB cm deg 1 5775.00 102.04 ------ ------ 87.42 36.62 10.82 32.82 199 282 AVERAGE

Mode	70	
	Band Edge - R	
	U-NII-3_5.725-5.85_802.11ax HE80_CH155_Full_5775MHz	
ANT	6+7	
Pol.	Vertical	Fundamental
Peak	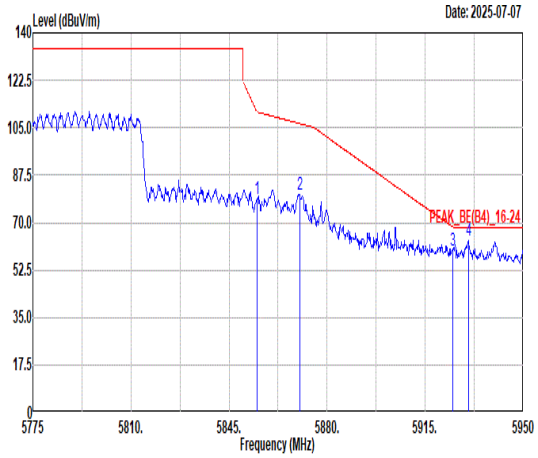 Freq Level Limit Line Margin (dB) Read Level Ant Factor Cable Loss Preamp Factor APos TPos Remark MHz dBuV/m dBuV/m dBuV dB/m dB dB cm deg 1 5854.98 78.98 110.86 -31.88 64.48 36.51 10.83 32.84 199 282 PEAK 2 5870.20 80.17 106.54 -26.37 65.65 36.54 10.83 32.85 199 282 PEAK 3 5924.80 59.76 68.35 -8.59 45.09 36.65 10.89 32.87 199 282 PEAK 4 5930.40 63.60 68.30 -4.70 48.92 36.66 10.89 32.87 199 282 PEAK	Blank

Mode	70	
	Harmonic	
	U-NII-3_5.725-5.85_802.11ax HE80_CH155_Full_5775MHz	
ANT	6+7	
Pol.	Horizontal	Vertical
Peak Avg	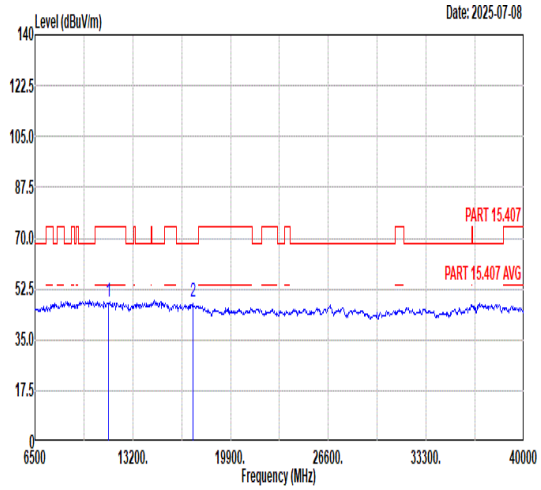 Freq Level Limit Line Margin Read Level Ant Factor Cable Loss Preamp Factor APos TPos Remark MHz dBuV/m dBuV/m dB dBuV dB/m dB dB cm deg 1 11550.00 48.01 74.00 -25.99 45.11 38.20 14.96 50.26 --- --- Peak 2 17325.00 47.86 68.30 -20.44 40.80 42.28 18.00 53.22 --- --- Peak	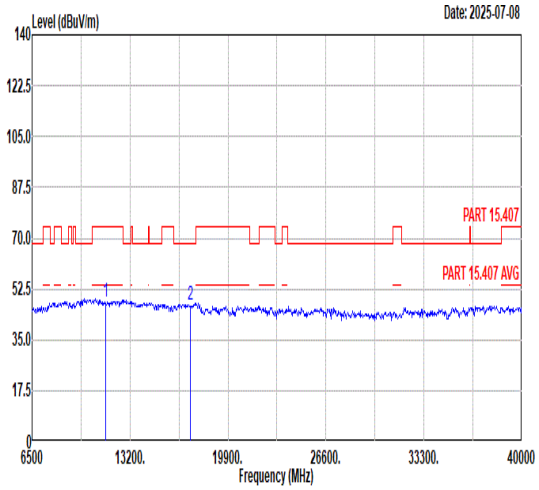 Freq Level Limit Line Margin Read Level Ant Factor Cable Loss Preamp Factor APos TPos Remark MHz dBuV/m dBuV/m dB dBuV dB/m dB dB cm deg 1 11550.00 47.96 74.00 -26.04 45.06 38.20 14.96 50.26 --- --- Peak 2 17325.00 47.23 68.30 -21.07 40.17 42.28 18.00 53.22 --- --- Peak

Mode	71	
	Band Edge	
	U-NII-3_5.725-5.85_802.11ax HE20_CH149_Partial RU 106/53_5745MHz	
ANT	6+7	
Pol.	Horizontal	Fundamental
Peak	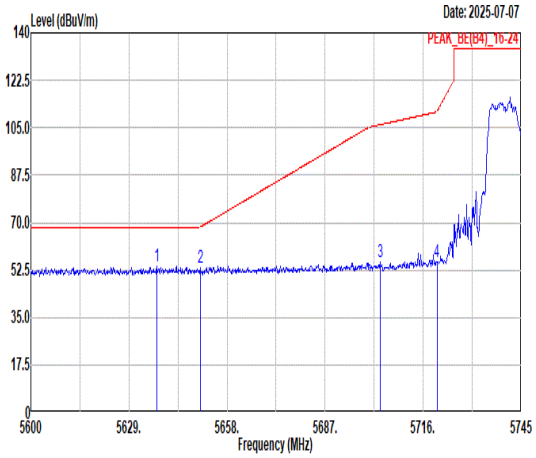 Freq Level Limit Line Margin (dB) Read Level Ant Factor Cable Loss Preamp Factor APos TPos Remark MHz dBuV/m dBuV/m dBuV dB/m dB dB cm deg 1 5637.27 53.91 68.30 -14.39 39.43 36.45 10.78 32.75 194 9 PEAK 2 5650.03 53.20 68.32 -15.12 38.65 36.50 10.81 32.76 194 9 PEAK 3 5703.24 55.57 106.11 -50.54 40.85 36.61 10.89 32.78 194 9 PEAK 4 5720.06 55.56 110.94 -55.38 40.83 36.64 10.88 32.79 194 9 PEAK	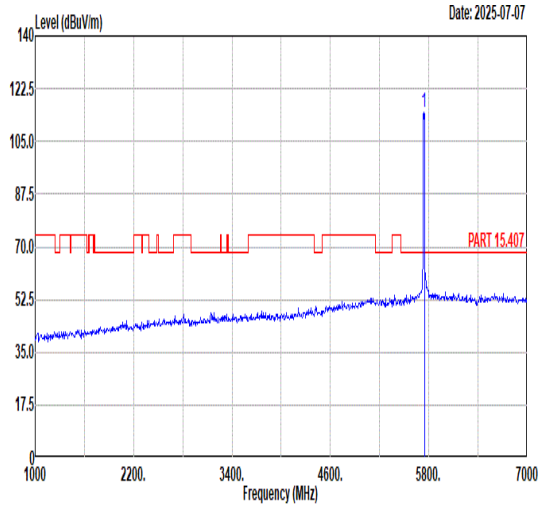 Freq Level Limit Line Margin (dB) Read Level Ant Factor Cable Loss Preamp Factor APos TPos Remark MHz dBuV/m dBuV/m dBuV dB/m dB dB cm deg 1 5745.00 114.50 ------ ------ 99.76 36.68 10.86 32.80 194 9 PEAK
Avg	Blank	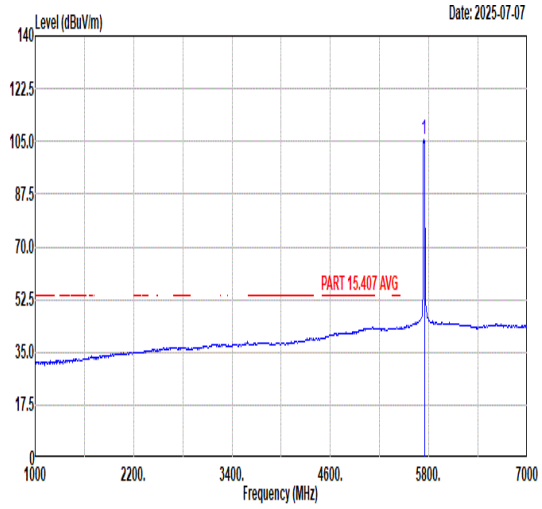 Freq Level Limit Line Margin (dB) Read Level Ant Factor Cable Loss Preamp Factor APos TPos Remark MHz dBuV/m dBuV/m dBuV dB/m dB dB cm deg 1 5745.00 105.56 ------ ------ 90.82 36.68 10.86 32.80 194 9 AVERAGE

Mode	71	
	Band Edge	
	U-NII-3_5.725-5.85_802.11ax HE20_CH149_Partial RU 106/53_5745MHz	
ANT	6+7	
Pol.	Vertical	Fundamental
Peak	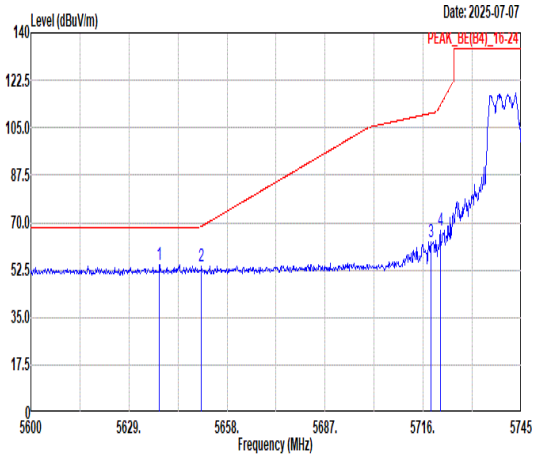 Freq Level Limit Line Margin (dB) Read Level Ant Factor Cable Loss Preamp Factor APos TPos Remark MHz dBuV/m dBuV/m dBuV dB/m dB dB cm deg 1 5637.99 54.37 68.30 -13.93 39.90 36.45 10.78 32.76 214 279 PEAK 2 5650.46 53.83 68.64 -14.81 39.28 36.50 10.81 32.76 214 279 PEAK 3 5718.32 62.94 110.33 -47.39 48.21 36.64 10.88 32.79 214 279 PEAK 4 5721.08 66.93 113.25 -46.32 52.20 36.64 10.88 32.79 214 279 PEAK	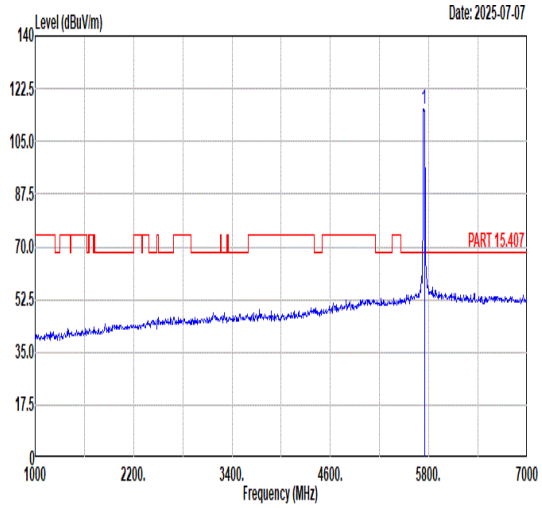 Freq Level Limit Line Margin (dB) Read Level Ant Factor Cable Loss Preamp Factor APos TPos Remark MHz dBuV/m dBuV/m dBuV dB/m dB dB cm deg 1 5745.00 115.76 ------ ------ 101.02 36.68 10.86 32.80 214 279 PEAK
Avg	Blank	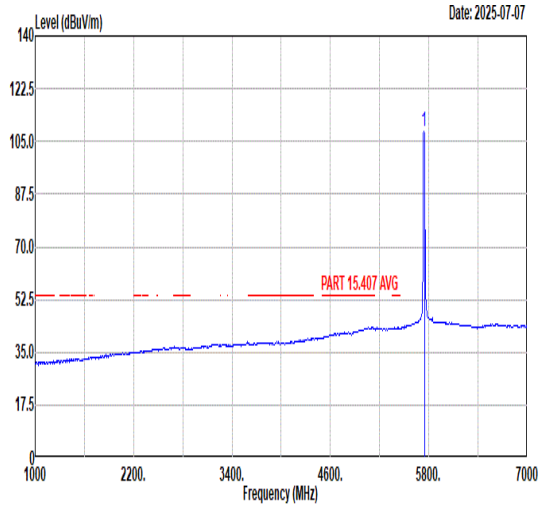 Freq Level Limit Line Margin (dB) Read Level Ant Factor Cable Loss Preamp Factor APos TPos Remark MHz dBuV/m dBuV/m dBuV dB/m dB dB cm deg 1 5745.00 108.31 ------ ------ 93.57 36.68 10.86 32.80 214 279 AVERAGE

Mode	72	
	Band Edge	
	U-NII-3_5.725-5.85_802.11ax HE20_CH165_Partial RU 106/54_5825MHz	
ANT	6+7	
Pol.	Horizontal	Fundamental
Peak	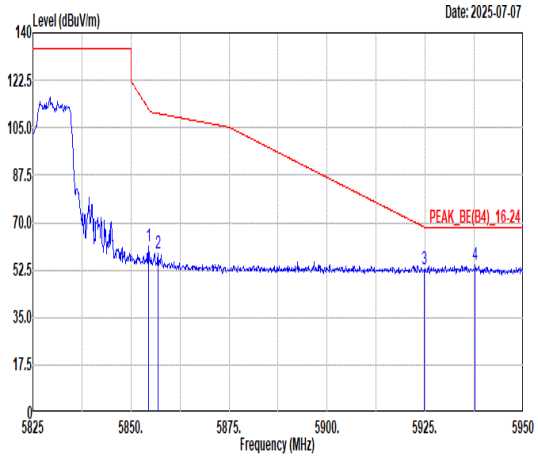 Freq Level Limit Line Margin (dB) Read Level Ant Factor Cable Loss Preamp Factor APos TPos Remark MHz dBuV/m dBuV/m dBuV dB/m dB dB cm deg 1 5854.50 61.29 111.94 -50.65 46.79 36.51 10.83 32.84 190 8 PEAK 2 5857.00 58.60 110.24 -51.64 44.10 36.51 10.83 32.84 190 8 PEAK 3 5924.75 53.04 68.38 -15.34 38.37 36.65 10.89 32.87 190 8 PEAK 4 5937.75 54.27 68.30 -14.03 39.56 36.68 10.91 32.88 190 8 PEAK	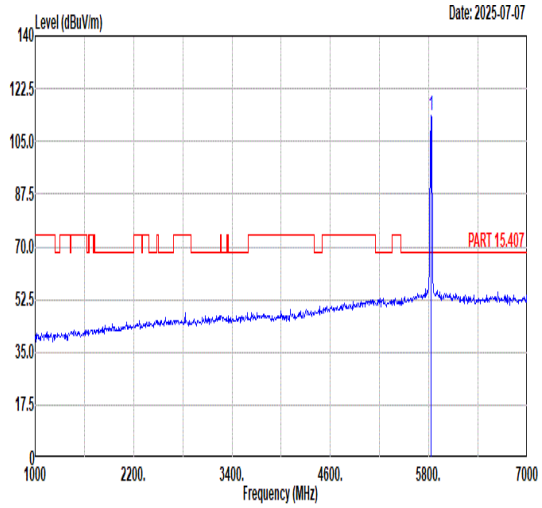 Freq Level Limit Line Margin (dB) Read Level Ant Factor Cable Loss Preamp Factor APos TPos Remark MHz dBuV/m dBuV/m dBuV dB/m dB dB cm deg 1 5825.00 113.65 ------ ------ 99.11 36.54 10.83 32.83 190 8 PEAK
Avg	Blank	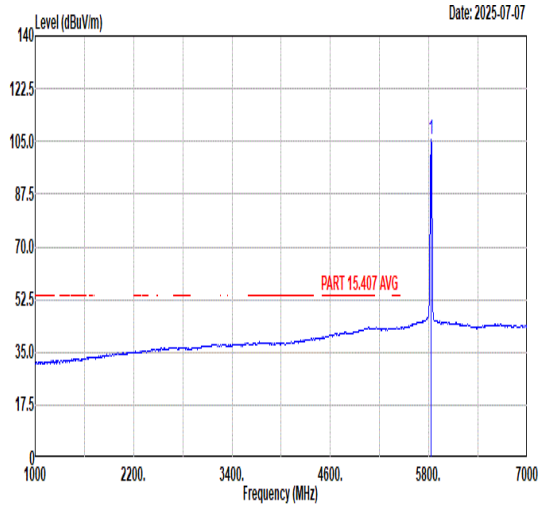 Freq Level Limit Line Margin (dB) Read Level Ant Factor Cable Loss Preamp Factor APos TPos Remark MHz dBuV/m dBuV/m dBuV dB/m dB dB cm deg 1 5825.00 105.51 ------ ------ 90.97 36.54 10.83 32.83 190 8 AVERAGE

Mode	72	
	Band Edge	
	U-NII-3_5.725-5.85_802.11ax HE20_CH165_Partial RU 106/54_5825MHz	
ANT	6+7	
Pol.	Vertical	Fundamental
Peak	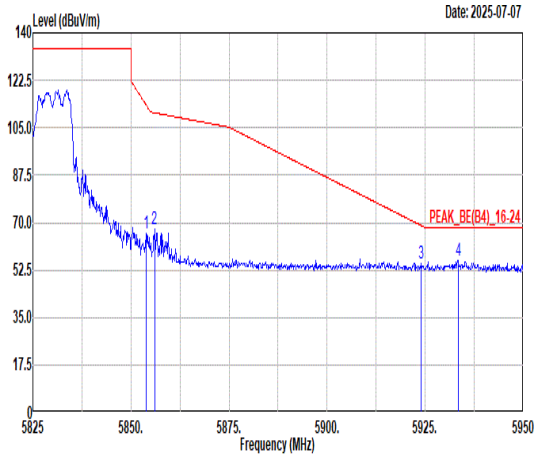 Freq Level Limit Line Margin (dB) Read Level Ant Factor Cable Loss Preamp Factor APos TPos Remark MHz dBuV/m dBuV/m dBuV dB/m dB dB cm deg 1 5853.88 66.16 113.36 -47.20 51.66 36.51 10.83 32.84 208 281 PEAK 2 5856.00 67.51 110.52 -43.01 53.01 36.51 10.83 32.84 208 281 PEAK 3 5923.88 54.93 69.03 -14.10 40.27 36.65 10.88 32.87 208 281 PEAK 4 5933.38 56.05 68.30 -12.25 41.35 36.67 10.90 32.87 208 281 PEAK	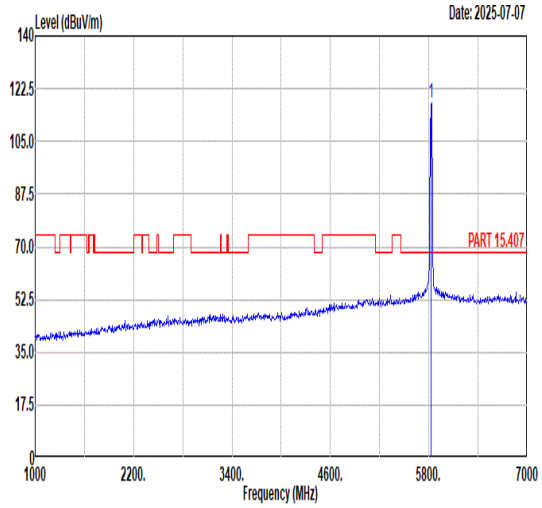 Freq Level Limit Line Margin (dB) Read Level Ant Factor Cable Loss Preamp Factor APos TPos Remark MHz dBuV/m dBuV/m dBuV dB/m dB dB cm deg 1 5825.00 117.78 ------ ------ 103.25 36.53 10.83 32.83 208 281 PEAK
Avg	Blank	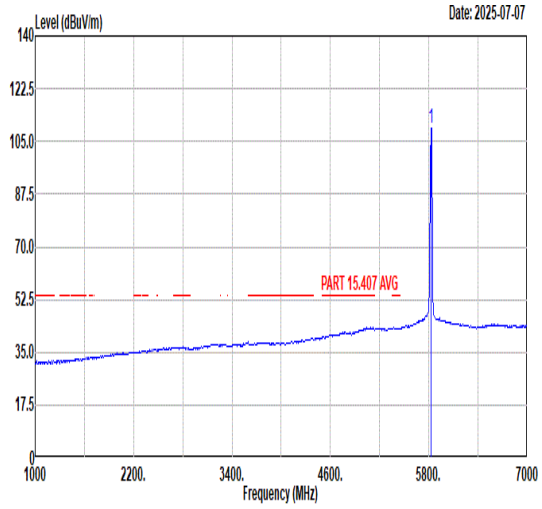 Freq Level Limit Line Margin (dB) Read Level Ant Factor Cable Loss Preamp Factor APos TPos Remark MHz dBuV/m dBuV/m dBuV dB/m dB dB cm deg 1 5825.00 109.59 ------ ------ 95.05 36.54 10.83 32.83 208 281 AVERAGE

Mode	73	
	LF	
	U-NII-1_5.15-5.25_802.11n HT20_CH36_Full_5180MHz	
ANT	6+7	
Pol.	Horizontal	Vertical
Peak	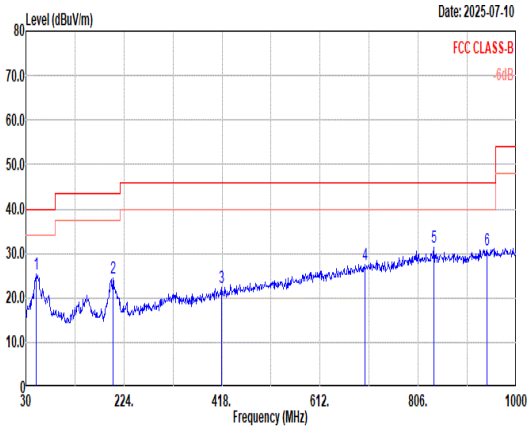	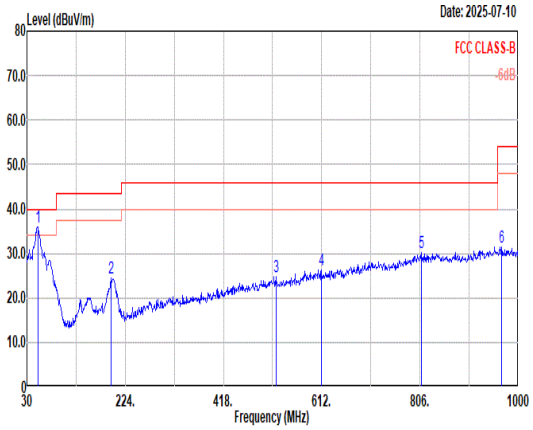

Horizontal:

	Freq	Level	Limit Line	Margin	Read Level	Ant Factor	Cable Loss	Preamp Factor	APos	TPos	Remark
	MHz	dBuV/m	dBuV/m	dB	dBuV	dB/m	dB	dB	cm	deg	
1	50.37	25.38	40.00	-14.62	40.98	14.30	1.30	31.20	---	---	Peak
2	202.66	24.48	43.50	-19.02	37.29	15.50	2.59	30.90	---	---	Peak
3	417.03	22.24	46.00	-23.76	26.98	22.28	3.68	30.70	---	---	Peak
4	700.27	27.56	46.00	-18.44	28.42	25.20	4.74	30.80	---	---	Peak
5	837.04	31.26	46.00	-14.74	30.73	26.40	5.19	31.06	---	---	Peak
6	941.80	30.93	46.00	-15.07	29.34	27.05	5.54	31.00	---	---	Peak

Vertical:

	Freq	Level	Limit Line	Margin	Read Level	Ant Factor	Cable Loss	Preamp Factor	APos	TPos	Remark
	MHz	dBuV/m	dBuV/m	dB	dBuV	dB/m	dB	dB	cm	deg	
1	51.34	35.98	40.00	-4.02	51.76	14.12	1.31	31.21	---	---	Peak
2	196.84	24.41	43.50	-19.09	37.36	15.41	2.55	30.91	---	---	Peak
3	521.79	24.90	46.00	-21.10	27.36	24.26	4.11	30.83	---	---	Peak
4	611.03	26.25	46.00	-19.75	27.81	24.96	4.46	30.98	---	---	Peak
5	808.91	30.20	46.00	-15.80	30.01	26.17	5.11	31.09	---	---	Peak
6	967.02	31.54	54.00	-22.46	29.67	27.27	5.60	31.00	---	---	Peak

Mode	74	
	LF	
	U-NII-3_5.725-5.85_802.11ax HE80_CH155_Full_5775MHz	
ANT	6+7	
Pol.	Horizontal	Vertical
Peak	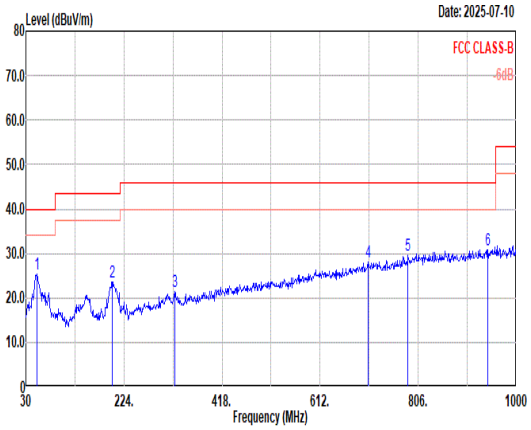	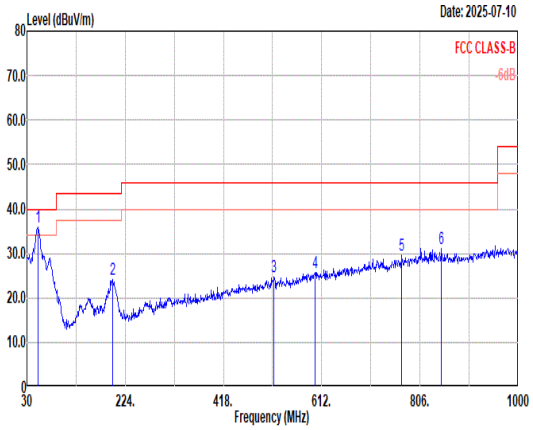

Horizontal:

	Freq	Level	Limit Line	Margin	Read Level	Ant Factor	Cable Loss	Preamp Factor	APos	TPos	Remark
	MHz	dBuV/m	dBuV/m	dB	dBuV	dB/m	dB	dB	cm	deg	
1	52.31	25.22	40.00	-14.78	41.18	13.94	1.32	31.22	---	---	Peak
2	200.72	23.64	43.50	-19.86	36.46	15.50	2.58	30.90	---	---	Peak
3	323.91	21.36	46.00	-24.64	29.04	19.93	3.24	30.85	---	---	Peak
4	707.06	28.03	46.00	-17.97	28.78	25.30	4.77	30.82	---	---	Peak
5	785.63	29.67	46.00	-16.33	29.65	26.04	5.04	31.06	---	---	Peak
6	943.74	30.91	46.00	-15.09	29.30	27.06	5.55	31.00	---	---	Peak

Vertical:

	Freq	Level	Limit Line	Margin	Read Level	Ant Factor	Cable Loss	Preamp Factor	APos	TPos	Remark
	MHz	dBuV/m	dBuV/m	dB	dBuV	dB/m	dB	dB	cm	deg	
1	52.31	35.93	40.00	-4.07	51.89	13.94	1.32	31.22	---	---	Peak
2	198.78	24.18	43.50	-19.32	37.05	15.47	2.56	30.90	---	---	Peak
3	517.91	24.61	46.00	-21.39	27.16	24.16	4.10	30.81	---	---	Peak
4	598.42	25.77	46.00	-20.23	27.45	24.90	4.42	31.00	---	---	Peak
5	770.11	29.58	46.00	-16.42	29.62	25.98	4.99	31.01	---	---	Peak
6	848.68	31.03	46.00	-14.97	30.36	26.49	5.23	31.05	---	---	Peak

Mode	77	
	Band Edge	
	U-NII-2C_5.47-5.725_802.11a_CH136_5680MHz	
ANT	6+7	
Pol.	Horizontal	Fundamental
Peak	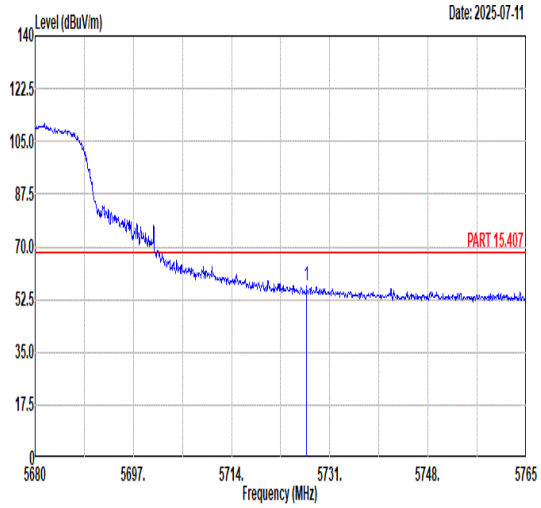 Freq Level Limit Line Margin (dB) Read Level Ant Factor Cable Loss Preamp Factor APos TPos Remark MHz dBuV/m dBuV/m dBuV dB/m dB dB cm deg 1 5727.01 56.96 68.30 -11.34 42.23 36.65 10.87 32.79 259 10 PEAK	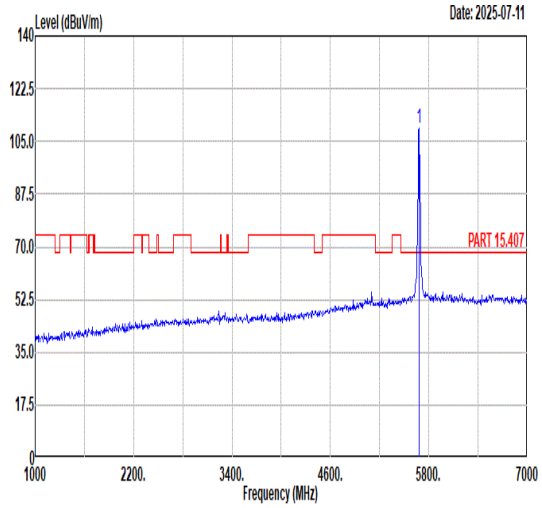 Freq Level Limit Line Margin (dB) Read Level Ant Factor Cable Loss Preamp Factor APos TPos Remark MHz dBuV/m dBuV/m dBuV dB/m dB dB cm deg 1 5680.00 109.40 ------ ------ 94.74 36.56 10.87 32.77 259 10 PEAK
Avg	Blank	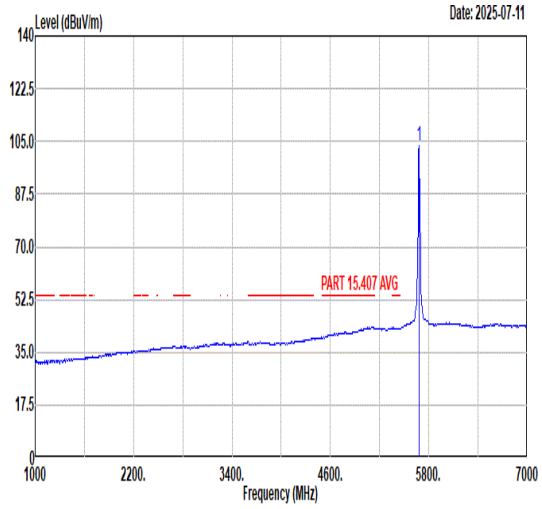 Freq Level Limit Line Margin (dB) Read Level Ant Factor Cable Loss Preamp Factor APos TPos Remark MHz dBuV/m dBuV/m dBuV dB/m dB dB cm deg 1 5680.00 103.61 ------ ------ 88.95 36.56 10.87 32.77 259 10 AVERAGE

Mode	77	
	Band Edge	
	U-NII-2C_5.47-5.725_802.11a_CH136_5680MHz	
ANT	6+7	
Pol.	Vertical	Fundamental
Peak	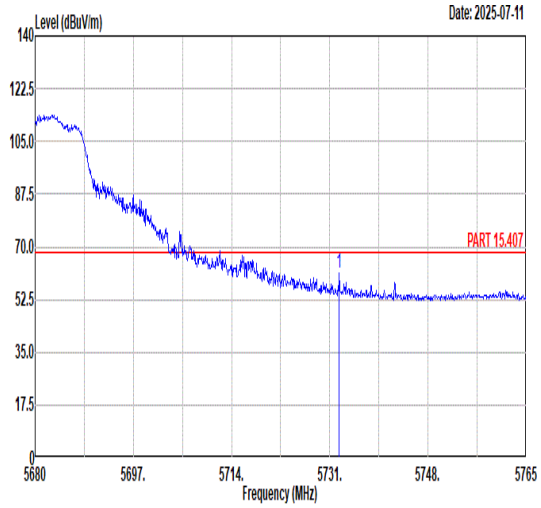 Freq Level Limit Line Margin (dB) Read Level Ant Factor Cable Loss Preamp Factor APos TPos Remark MHz dBuV/m dBuV/m dBuV dB/m dB dB cm deg 1 5732.62 61.48 68.30 -6.82 46.73 36.67 10.87 32.79 263 330 PEAK	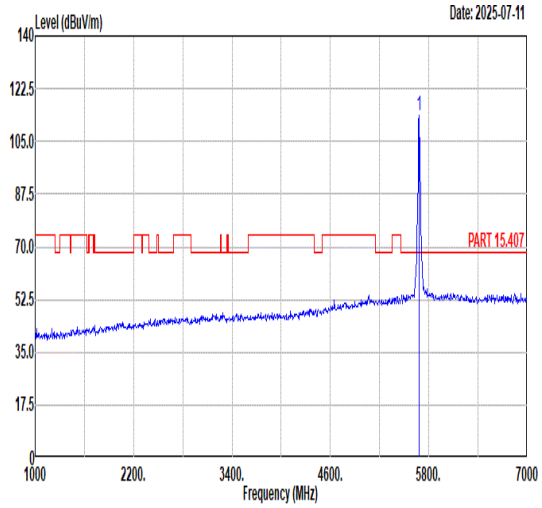 Freq Level Limit Line Margin (dB) Read Level Ant Factor Cable Loss Preamp Factor APos TPos Remark MHz dBuV/m dBuV/m dBuV dB/m dB dB cm deg 1 5680.00 113.69 ------ ------ 99.03 36.56 10.87 32.77 263 330 PEAK
Avg	Blank	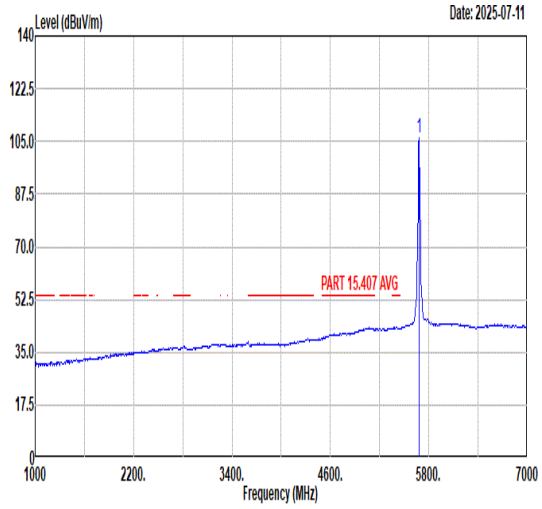 Freq Level Limit Line Margin (dB) Read Level Ant Factor Cable Loss Preamp Factor APos TPos Remark MHz dBuV/m dBuV/m dBuV dB/m dB dB cm deg 1 5680.00 106.41 ------ ------ 91.75 36.56 10.87 32.77 263 330 AVERAGE

Mode	78	
	Band Edge	
	U-NII-2C_5.47-5.725_802.11n HT20_CH136_Full_5680MHz	
ANT	6+7	
Pol.	Horizontal	Fundamental
Peak	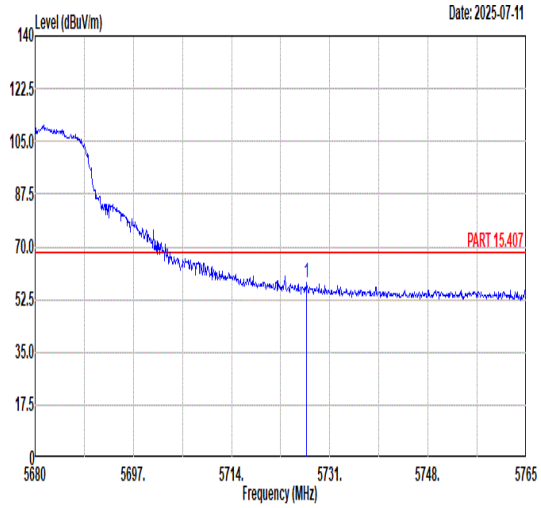 Freq Level Limit Line Margin (dB) Read Level Ant Factor Cable Loss Preamp Factor APos TPos Remark MHz dBuV/m dBuV/m dBuV dB/m dB dB cm deg 1 5727.01 58.35 68.30 -9.95 43.62 36.65 10.87 32.79 285 10 PEAK	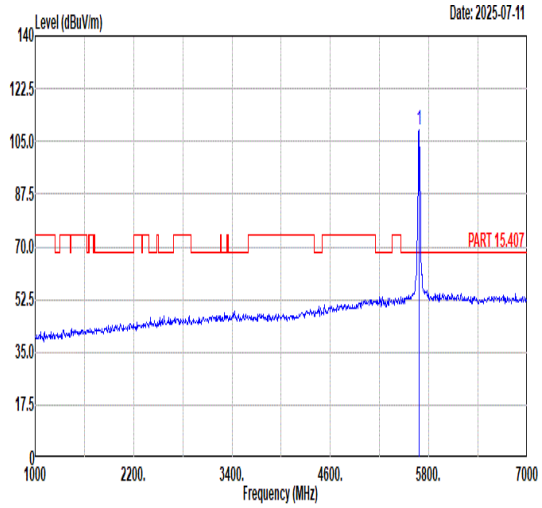 Freq Level Limit Line Margin (dB) Read Level Ant Factor Cable Loss Preamp Factor APos TPos Remark MHz dBuV/m dBuV/m dBuV dB/m dB dB cm deg 1 5680.00 109.00 ------ ------ 94.34 36.56 10.87 32.77 285 10 PEAK
Avg	Blank	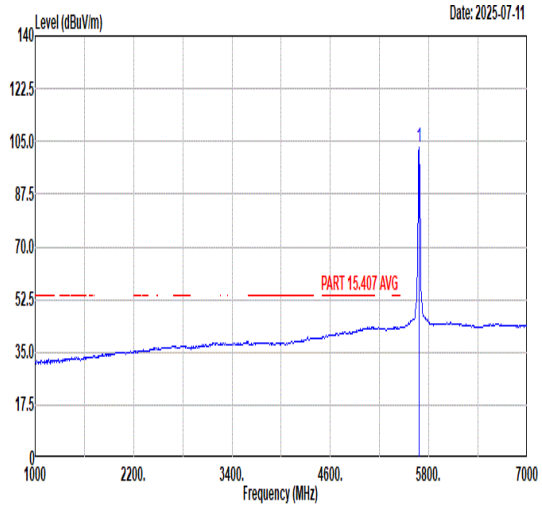 Freq Level Limit Line Margin (dB) Read Level Ant Factor Cable Loss Preamp Factor APos TPos Remark MHz dBuV/m dBuV/m dBuV dB/m dB dB cm deg 1 5680.00 103.14 ------ ------ 88.48 36.56 10.87 32.77 285 10 AVERAGE

Mode	78	
	Band Edge	
	U-NII-2C_5.47-5.725_802.11n HT20_CH136_Full_5680MHz	
ANT	6+7	
Pol.	Vertical	Fundamental
Peak	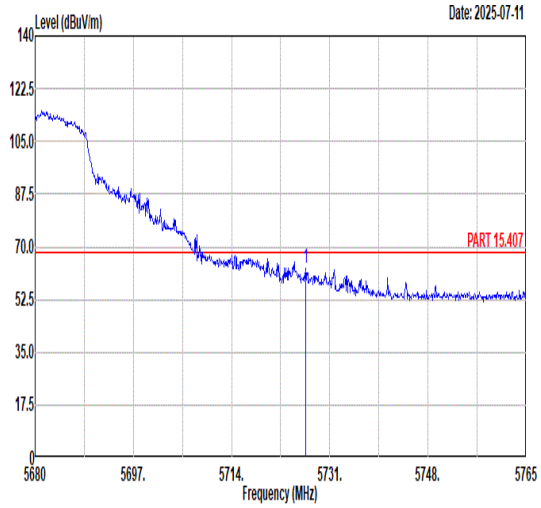 Freq Level Limit Line Margin (dB) Read Level Ant Factor Cable Loss Preamp Factor APos TPos Remark MHz dBuV/m dBuV/m dBuV dB/m dB dB cm deg 1 5726.84 62.71 68.30 -5.59 47.98 36.65 10.87 32.79 265 332 PEAK	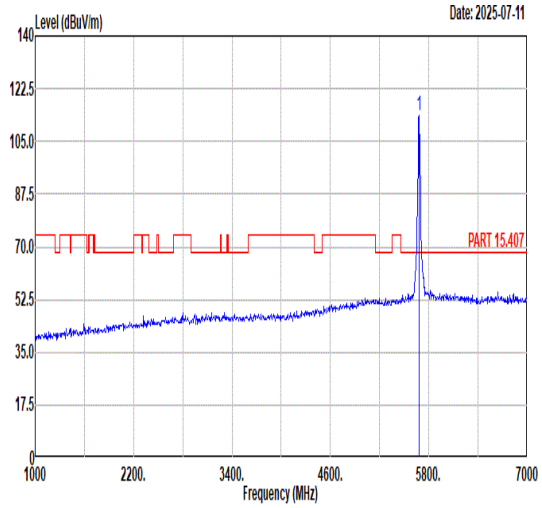 Freq Level Limit Line Margin (dB) Read Level Ant Factor Cable Loss Preamp Factor APos TPos Remark MHz dBuV/m dBuV/m dBuV dB/m dB dB cm deg 1 5680.00 113.65 ------ ------ 98.99 36.56 10.87 32.77 265 332 PEAK
Avg	Blank	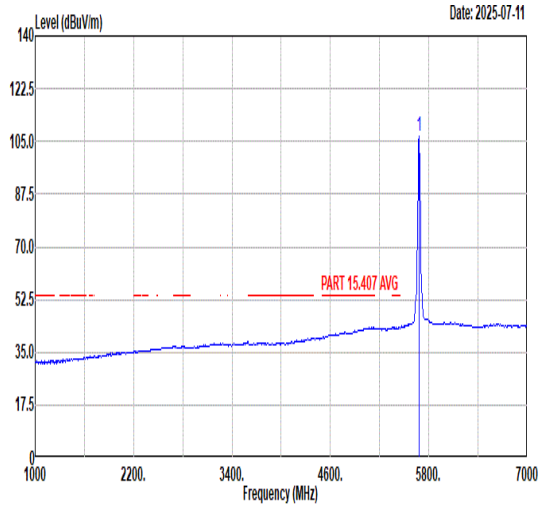 Freq Level Limit Line Margin (dB) Read Level Ant Factor Cable Loss Preamp Factor APos TPos Remark MHz dBuV/m dBuV/m dBuV dB/m dB dB cm deg 1 5680.00 106.80 ------ ------ 92.14 36.56 10.87 32.77 265 332 AVERAGE

Mode	79	
	Band Edge	
	U-NII-2C_5.47-5.725_802.11ax HE20_CH136_Full_5680MHz	
ANT	6+7	
Pol.	Horizontal	Fundamental
Peak	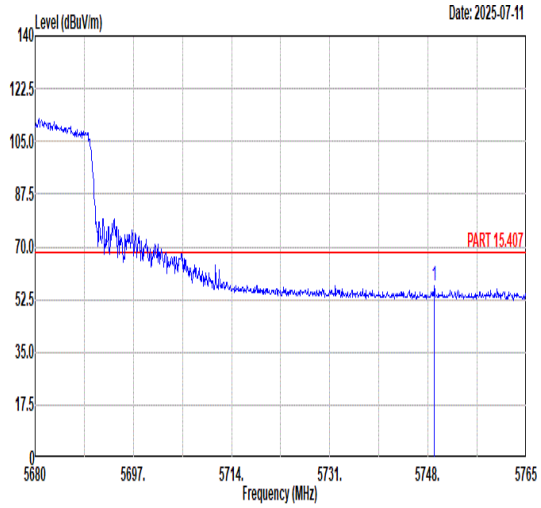 Freq Level Limit Line Margin (dB) Read Level Ant Factor Cable Loss Preamp Factor APos TPos Remark MHz dBuV/m dBuV/m dBuV dB/m dB dB cm deg 1 5749.11 56.97 68.30 -11.33 42.21 36.70 10.86 32.80 272 9 PEAK	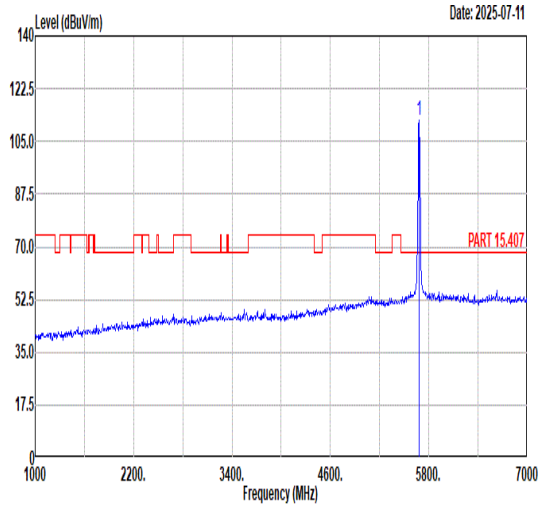 Freq Level Limit Line Margin (dB) Read Level Ant Factor Cable Loss Preamp Factor APos TPos Remark MHz dBuV/m dBuV/m dBuV dB/m dB dB cm deg 1 5680.00 111.91 ------ ------ 97.25 36.56 10.87 32.77 272 9 PEAK
Avg	Blank	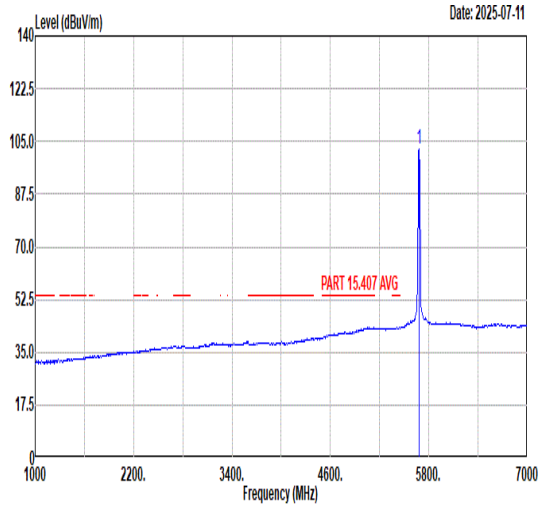 Freq Level Limit Line Margin (dB) Read Level Ant Factor Cable Loss Preamp Factor APos TPos Remark MHz dBuV/m dBuV/m dBuV dB/m dB dB cm deg 1 5680.00 102.62 ------ ------ 87.96 36.56 10.87 32.77 272 9 AVERAGE

Mode	79	
	Band Edge	
	U-NII-2C_5.47-5.725_802.11ax HE20_CH136_Full_5680MHz	
ANT	6+7	
Pol.	Vertical	Fundamental
Peak	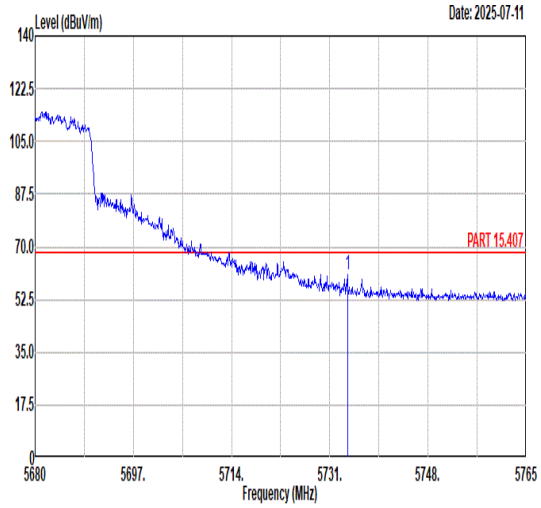 Freq Level Limit Line Margin (dB) Read Level Ant Factor Cable Loss Preamp Factor APos TPos Remark MHz dBuV/m dBuV/m dBuV dB/m dB dB cm deg 1 5734.06 60.96 68.30 -7.34 46.21 36.67 10.87 32.79 253 334 PEAK	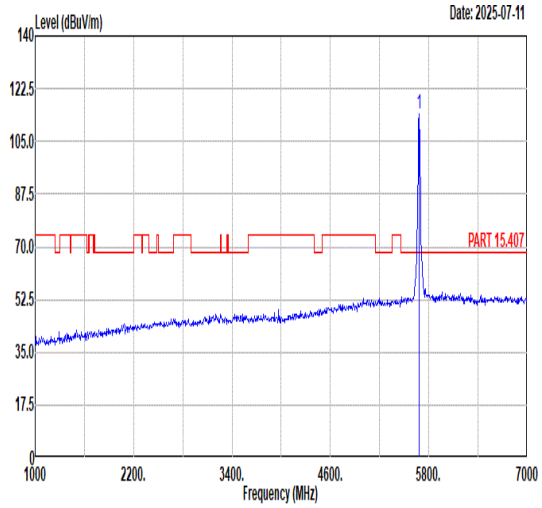 Freq Level Limit Line Margin (dB) Read Level Ant Factor Cable Loss Preamp Factor APos TPos Remark MHz dBuV/m dBuV/m dBuV dB/m dB dB cm deg 1 5680.00 113.90 ------ ------ 99.24 36.56 10.87 32.77 253 334 PEAK
Avg	Blank	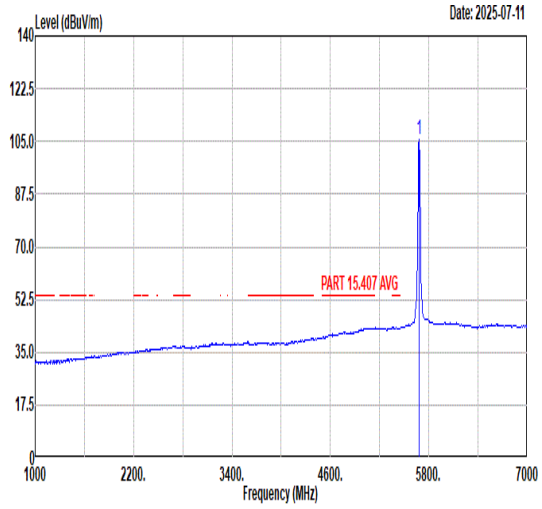 Freq Level Limit Line Margin (dB) Read Level Ant Factor Cable Loss Preamp Factor APos TPos Remark MHz dBuV/m dBuV/m dBuV dB/m dB dB cm deg 1 5680.00 105.64 ------ ------ 90.98 36.56 10.87 32.77 253 334 AVERAGE

Mode	81	
	Band Edge - L	
	U-NII-2C_5.47-5.725_802.11n HT40_CH110_Full_5550MHz	
ANT	6+7	
Pol.	Horizontal	Fundamental
Peak	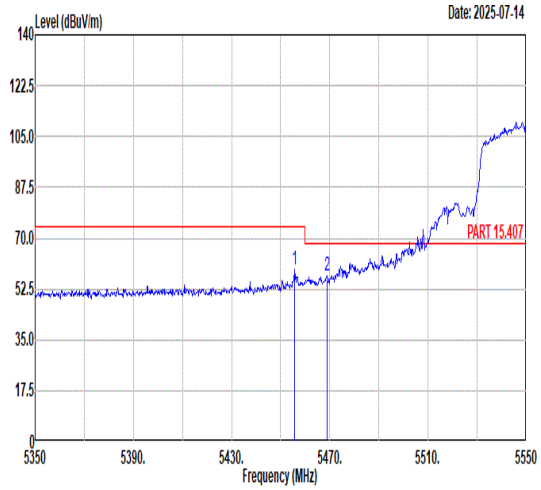 Freq Level Limit Line Margin (dB) Read Level Ant Factor Cable Loss Preamp Factor APos TPos Remark MHz dBuV/m dBuV/m dBuV dB/m dB dB cm deg 1 5455.80 58.96 74.00 -15.04 45.19 35.92 10.54 32.69 100 297 PEAK 2 5468.80 56.88 68.30 -11.42 43.04 35.98 10.55 32.69 100 297 PEAK	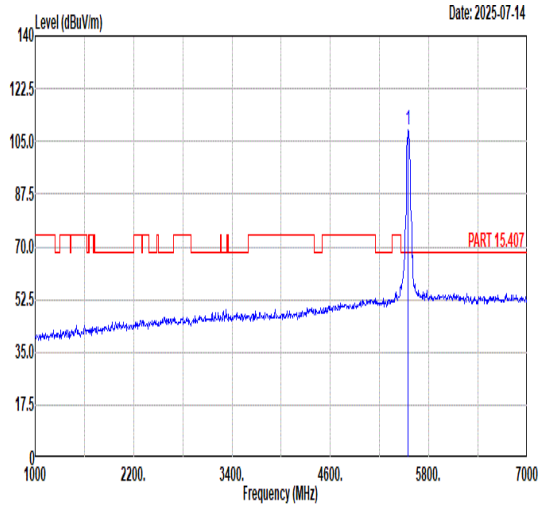 Freq Level Limit Line Margin (dB) Read Level Ant Factor Cable Loss Preamp Factor APos TPos Remark MHz dBuV/m dBuV/m dBuV dB/m dB dB cm deg 1 5550.00 108.73 ------ ------ 94.62 36.20 10.63 32.72 100 297 PEAK
Avg	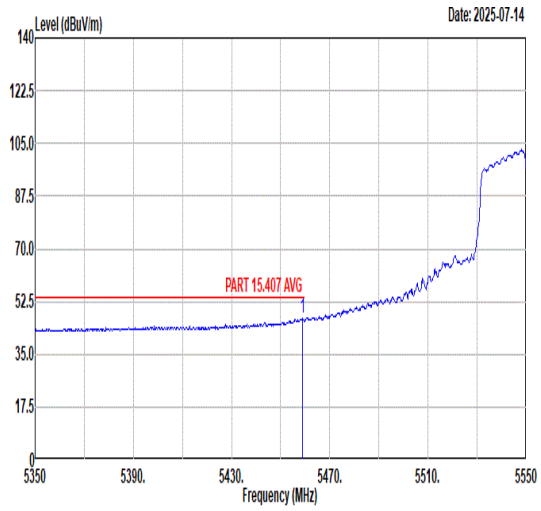 Freq Level Limit Line Margin (dB) Read Level Ant Factor Cable Loss Preamp Factor APos TPos Remark MHz dBuV/m dBuV/m dBuV dB/m dB dB cm deg 1 5458.80 46.99 54.00 -7.01 33.20 35.94 10.54 32.69 100 297 AVERAGE	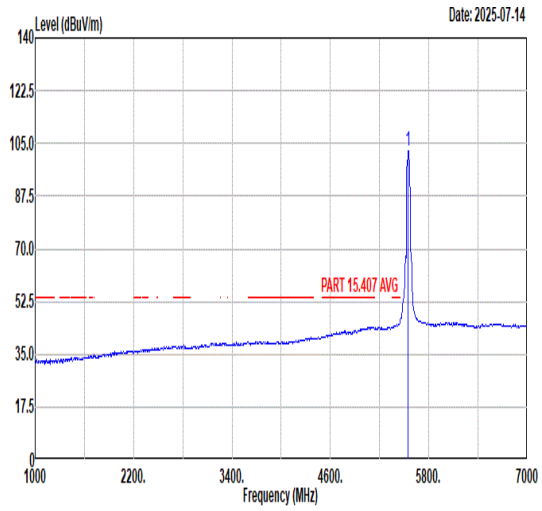 Freq Level Limit Line Margin (dB) Read Level Ant Factor Cable Loss Preamp Factor APos TPos Remark MHz dBuV/m dBuV/m dBuV dB/m dB dB cm deg 1 5550.00 102.44 ------ ------ 88.33 36.20 10.63 32.72 100 297 AVERAGE

Mode	81	
	Band Edge - R	
	U-NII-2C_5.47-5.725_802.11n HT40_CH110_Full_5550MHz	
ANT	6+7	
Pol.	Horizontal	Fundamental
Peak	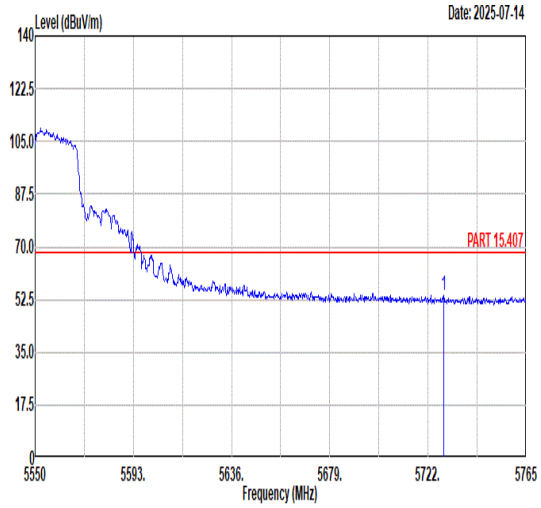 Freq Level Limit Line Margin (dB) Read Level Ant Factor Cable Loss Preamp Factor APos TPos Remark MHz dBuV/m dBuV/m dBuV dB/m dB dB cm deg 1 5728.88 53.81 68.30 -14.49 39.07 36.66 10.87 32.79 100 297 PEAK	Blank

Mode	81	
	Band Edge - L	
	U-NII-2C_5.47-5.725_802.11n HT40_CH110_Full_5550MHz	
ANT	6+7	
Pol.	Vertical	Fundamental
Peak	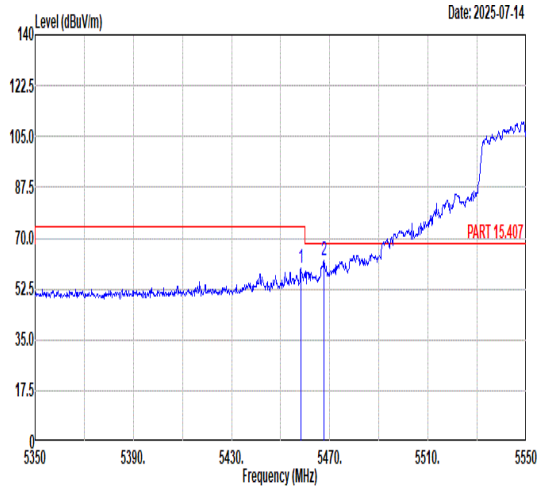 Freq Level Limit Line Margin (dB) Read Level Ant Factor Cable Loss Preamp Factor APos TPos Remark MHz dBuV/m dBuV/m dBuV dB/m dB dB cm deg 1 5458.20 59.47 74.00 -14.53 45.69 35.93 10.54 32.69 227 296 PEAK 2 5467.60 62.14 68.30 -6.16 48.31 35.97 10.55 32.69 227 296 PEAK	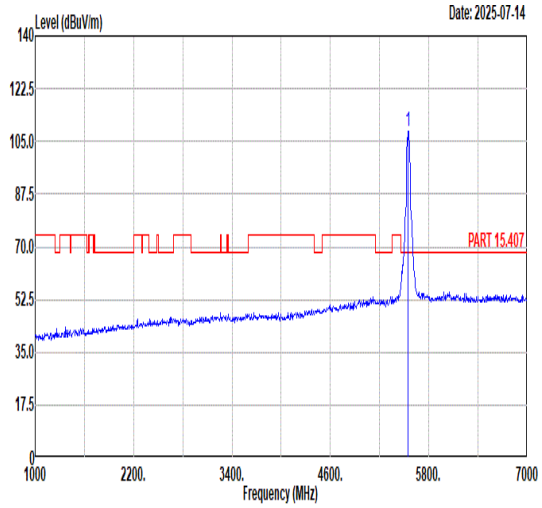 Freq Level Limit Line Margin (dB) Read Level Ant Factor Cable Loss Preamp Factor APos TPos Remark MHz dBuV/m dBuV/m dBuV dB/m dB dB cm deg 1 5550.00 108.35 ------ ------ 94.22 36.21 10.64 32.72 227 296 PEAK
Avg	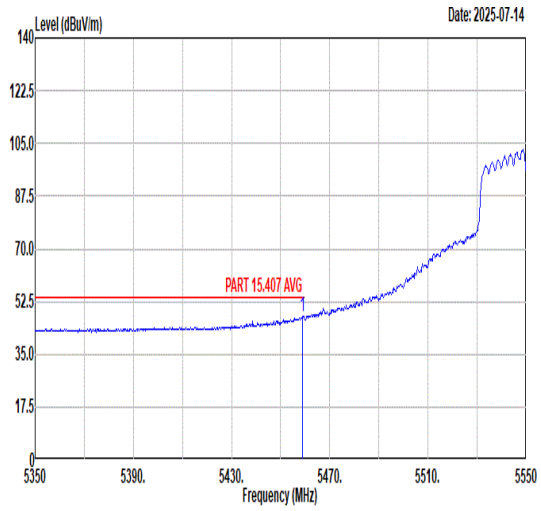 Freq Level Limit Line Margin (dB) Read Level Ant Factor Cable Loss Preamp Factor APos TPos Remark MHz dBuV/m dBuV/m dBuV dB/m dB dB cm deg 1 5459.00 47.61 54.00 -6.39 33.82 35.94 10.54 32.69 227 296 AVERAGE	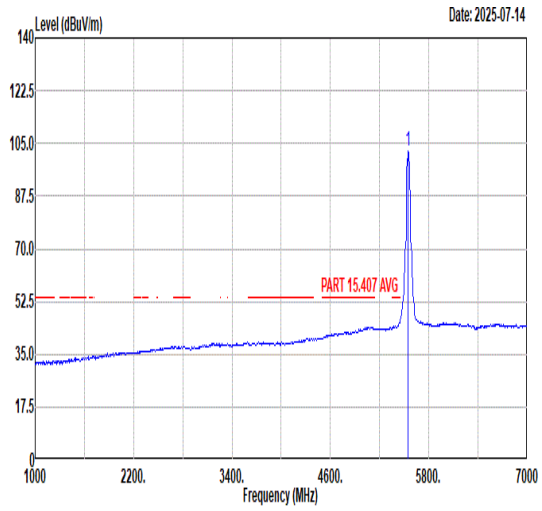 Freq Level Limit Line Margin (dB) Read Level Ant Factor Cable Loss Preamp Factor APos TPos Remark MHz dBuV/m dBuV/m dBuV dB/m dB dB cm deg 1 5550.00 102.35 ------ ------ 88.24 36.20 10.63 32.72 227 296 AVERAGE

Mode	81	
	Band Edge - R	
	U-NII-2C_5.47-5.725_802.11n HT40_CH110_Full_5550MHz	
ANT	6+7	
Pol.	Vertical	Fundamental
Peak	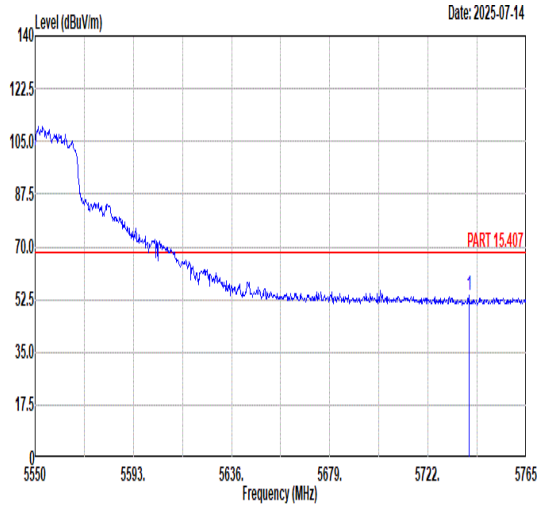 Freq Level Limit Line Margin (dB) Read Level Ant Factor Cable Loss Preamp Factor APos TPos Remark MHz dBuV/m dBuV/m dBuV dB/m dB dB cm deg 1 5739.85 53.93 68.30 -14.37 39.19 36.68 10.86 32.80 227 296 PEAK	Blank

Mode	82	
	Band Edge - L	
	U-NII-2C_5.47-5.725_802.11ax HE40_CH110_Full_5550MHz	
ANT	6+7	
Pol.	Horizontal	Fundamental
Peak	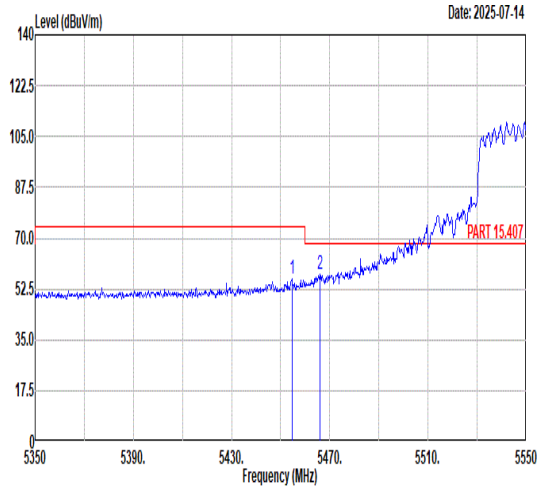 Freq Level Limit Line Margin (dB) Read Level Ant Factor Cable Loss Preamp Factor APos TPos Remark MHz dBuV/m dBuV/m dBuV dB/m dB dB cm deg 1 5454.60 56.21 74.00 -17.79 42.44 35.92 10.54 32.69 314 28 PEAK 2 5466.00 57.38 68.30 -10.92 43.56 35.96 10.55 32.69 314 28 PEAK	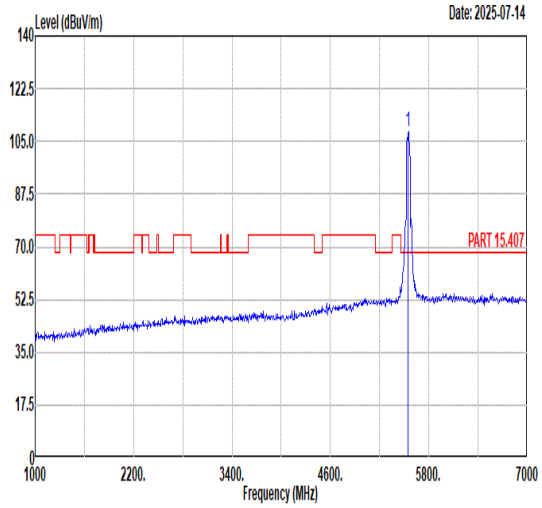 Freq Level Limit Line Margin (dB) Read Level Ant Factor Cable Loss Preamp Factor APos TPos Remark MHz dBuV/m dBuV/m dBuV dB/m dB dB cm deg 1 5550.00 108.06 ------ ------ 93.93 36.21 10.64 32.72 314 28 PEAK
Avg	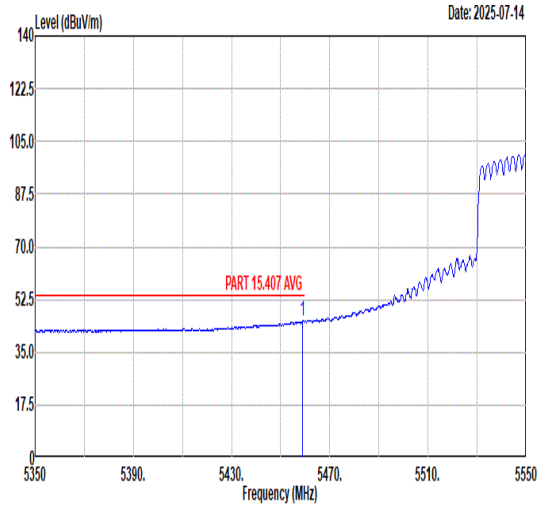 Freq Level Limit Line Margin (dB) Read Level Ant Factor Cable Loss Preamp Factor APos TPos Remark MHz dBuV/m dBuV/m dBuV dB/m dB dB cm deg 1 5458.80 45.42 54.00 -8.58 31.63 35.94 10.54 32.69 314 28 AVERAGE	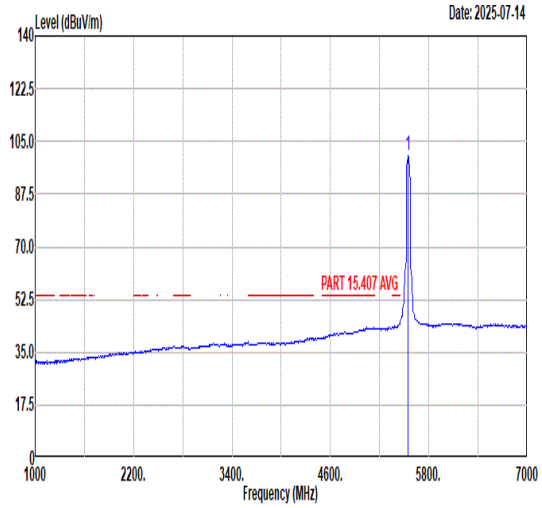 Freq Level Limit Line Margin (dB) Read Level Ant Factor Cable Loss Preamp Factor APos TPos Remark MHz dBuV/m dBuV/m dBuV dB/m dB dB cm deg 1 5550.00 100.19 ------ ------ 86.08 36.20 10.63 32.72 314 28 AVERAGE

Mode	82	
	Band Edge - R	
	U-NII-2C_5.47-5.725_802.11ax HE40_CH110_Full_5550MHz	
ANT	6+7	
Pol.	Horizontal	Fundamental
Peak	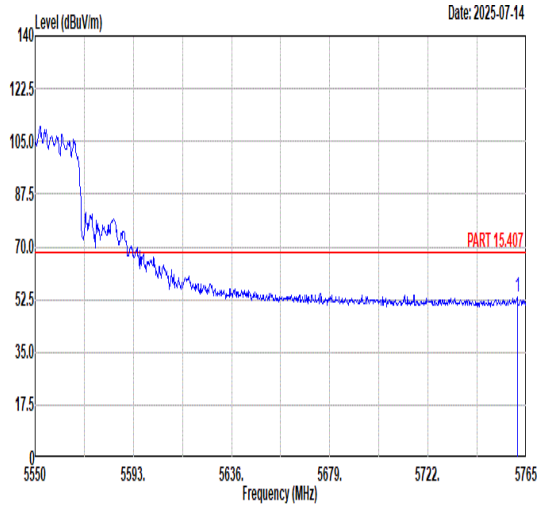 Freq Level Limit Line Margin (dB) Read Level Ant Factor Cable Loss Preamp Factor APos TPos Remark MHz dBuV/m dBuV/m dBuV dB/m dB dB cm deg 1 5761.13 53.33 68.30 -14.97 38.60 36.68 10.85 32.80 314 28 PEAK	Blank

Mode	82	
	Band Edge - L	
	U-NII-2C_5.47-5.725_802.11ax HE40_CH110_Full_5550MHz	
ANT	6+7	
Pol.	Vertical	Fundamental
Peak	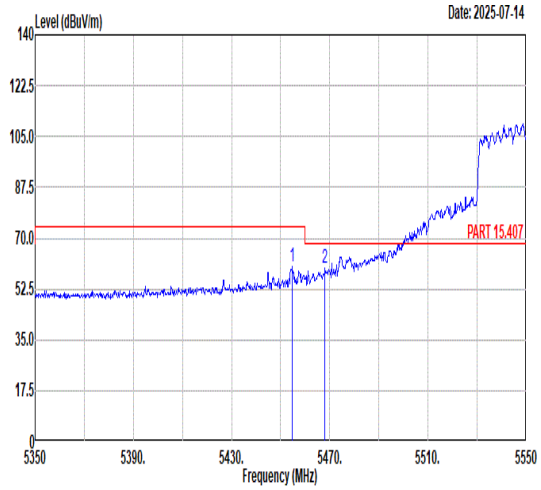 Freq Level Limit Line Margin (dB) Read Level Ant Factor Cable Loss Preamp Factor APos TPos Remark MHz dBuV/m dBuV/m dBuV dB/m dB dB cm deg 1 5454.80 60.37 74.00 -13.63 46.60 35.92 10.54 32.69 229 288 PEAK 2 5468.00 59.74 68.30 -8.56 45.91 35.97 10.55 32.69 229 288 PEAK	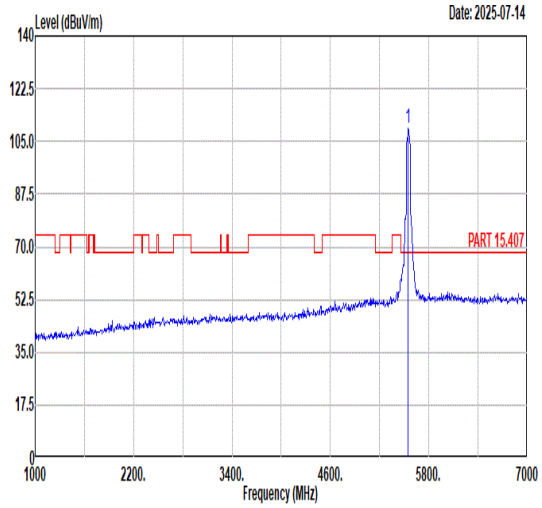 Freq Level Limit Line Margin (dB) Read Level Ant Factor Cable Loss Preamp Factor APos TPos Remark MHz dBuV/m dBuV/m ------ dBuV dB/m dB dB cm deg 1 5550.00 109.19 ------ 95.08 36.20 10.63 32.72 229 288 PEAK
Avg	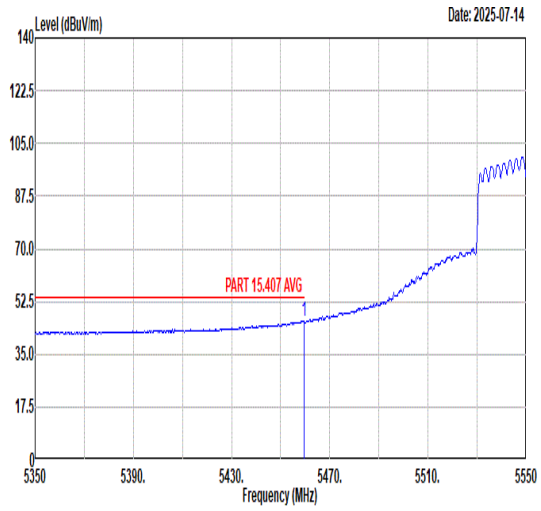 Freq Level Limit Line Margin (dB) Read Level Ant Factor Cable Loss Preamp Factor APos TPos Remark MHz dBuV/m dBuV/m dBuV dB/m dB dB cm deg 1 5459.40 45.82 54.00 -8.18 32.03 35.94 10.54 32.69 229 288 AVERAGE	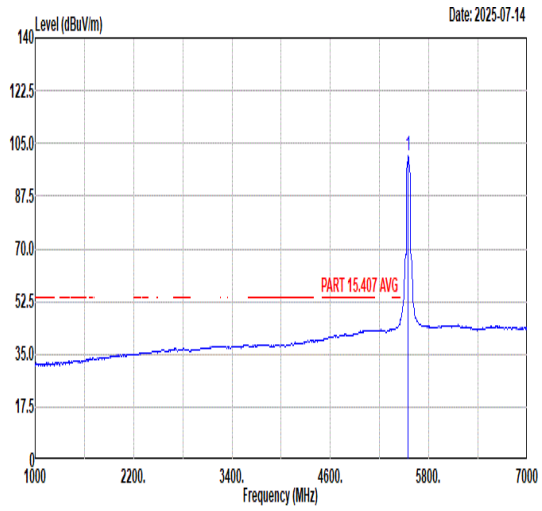 Freq Level Limit Line Margin (dB) Read Level Ant Factor Cable Loss Preamp Factor APos TPos Remark MHz dBuV/m dBuV/m ------ dBuV dB/m dB dB cm deg 1 5550.00 100.74 ------ 86.63 36.20 10.63 32.72 229 288 AVERAGE

Mode	82	
	Band Edge - R	
	U-NII-2C_5.47-5.725_802.11ax HE40_CH110_Full_5550MHz	
ANT	6+7	
Pol.	Vertical	Fundamental
Peak	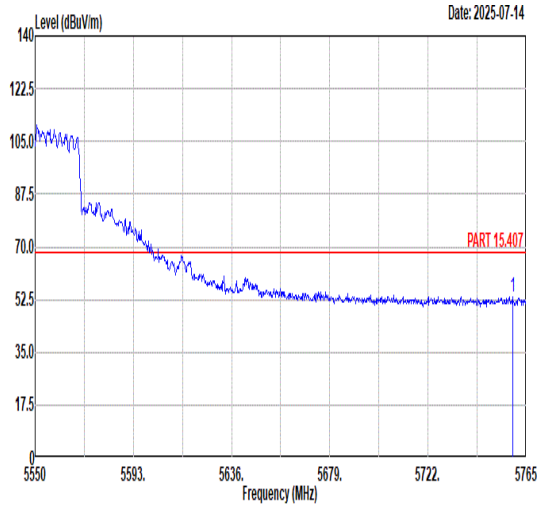 Freq Level Limit Line Margin (dB) Read Level Ant Factor Cable Loss Preamp Factor APos TPos Remark MHz dBuV/m dBuV/m dBuV dB/m dB dB cm deg 1 5758.98 53.59 68.30 -14.71 38.86 36.68 10.85 32.80 229 288 PEAK	Blank

Mode	83	
	Band Edge	
	U-NII-2C_5.47-5.85_802.11n HT20_CH144_Full_5720MHz	
ANT	6+7	
Pol.	Horizontal	Fundamental
Peak	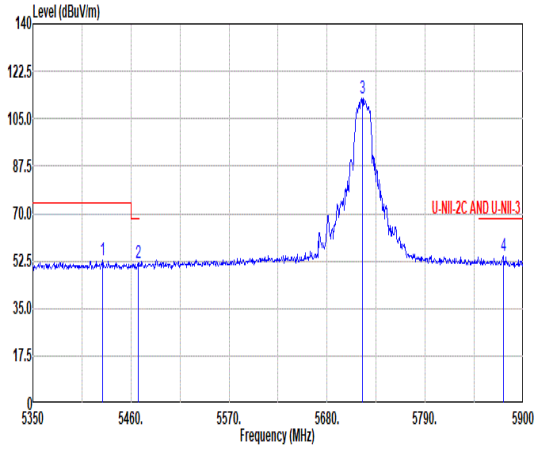 Freq Level Limit Line Margin Read Level Ant Factor Cable Loss Preamp Factor APos Remark TPos MHz dBuV/m dBuV/m dB dBuV dB/m dB dB cm deg 1 5428.10 53.03 74.00 -20.97 39.26 35.94 10.52 32.69 202 296 Peak 2 5468.25 51.92 68.30 -16.38 38.09 35.97 10.55 32.69 202 296 Peak 3 5720.00 112.76 ------ ------ 98.03 36.64 10.88 32.79 202 296 Peak 4 5877.45 54.31 68.30 -13.99 39.77 36.55 10.84 32.85 202 296 Peak	Blank
Avg	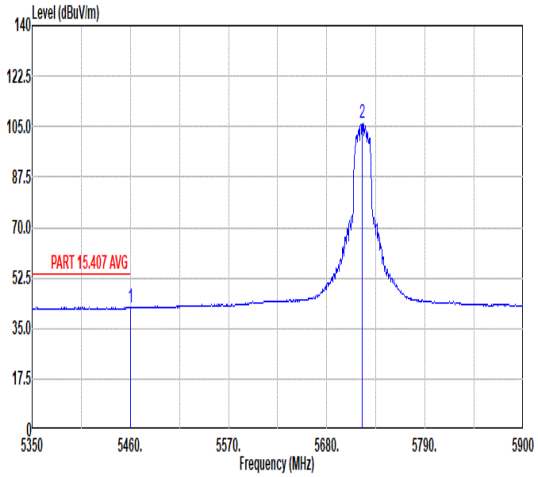 Freq Level Limit Line Margin Read Level Ant Factor Cable Loss Preamp Factor APos Remark TPos MHz dBuV/m dBuV/m dB dBuV dB/m dB dB cm deg 1 5460.00 42.29 54.00 -11.71 28.50 35.94 10.54 32.69 202 296 Peak 2 5720.00 106.25 ------ ------ 91.52 36.64 10.88 32.79 202 296 Average	Blank

Mode	83	
	Band Edge	
	U-NII-2C_5.47-5.85_802.11n HT20_CH144_Full_5720MHz	
ANT	6+7	
Pol.	Vertical	Fundamental
Peak	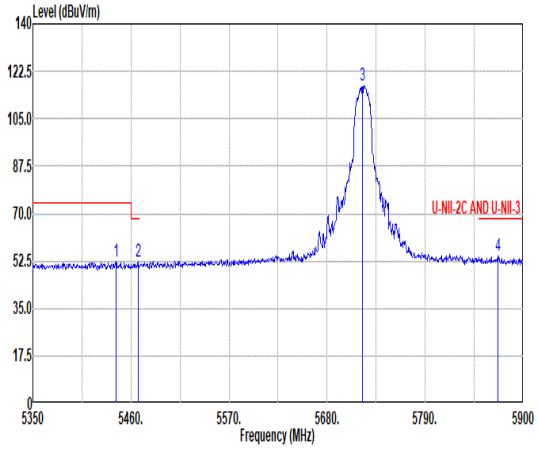 Freq Level Limit Line Margin Read Level Ant Factor Cable Loss Preamp Factor APos TPos Remark MHz dBuV/m dBuV/m dB dBuV dB/m dB dB cm deg 1 5443.50 52.45 74.00 -21.55 38.70 35.91 10.53 32.69 100 272 Peak 2 5468.25 52.04 68.30 -16.26 38.21 35.97 10.55 32.69 100 272 Peak 3 5720.00 117.18 ------ ------ 102.45 36.64 10.88 32.79 100 272 Peak 4 5871.40 54.28 68.30 -14.02 39.75 36.54 10.84 32.85 100 272 Peak	Blank
Avg	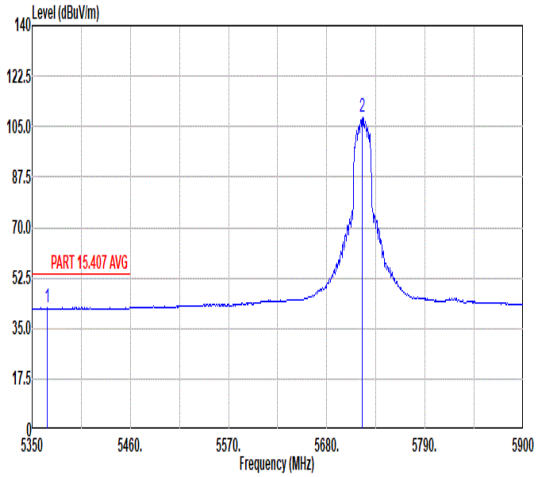 Freq Level Limit Line Margin Read Level Ant Factor Cable Loss Preamp Factor APos TPos Remark MHz dBuV/m dBuV/m dB dBuV dB/m dB dB cm deg 1 5367.05 42.36 54.00 -11.64 28.42 36.07 10.54 32.67 100 272 Peak 2 5720.00 108.06 ------ ------ 93.33 36.64 10.88 32.79 100 272 Average	Blank

Mode	83	
	Harmonic	
	U-NII-2C_5.47-5.85_802.11n HT20_CH144_Full_5720MHz	
ANT	6+7	
Pol.	Horizontal	Vertical
Peak Avg	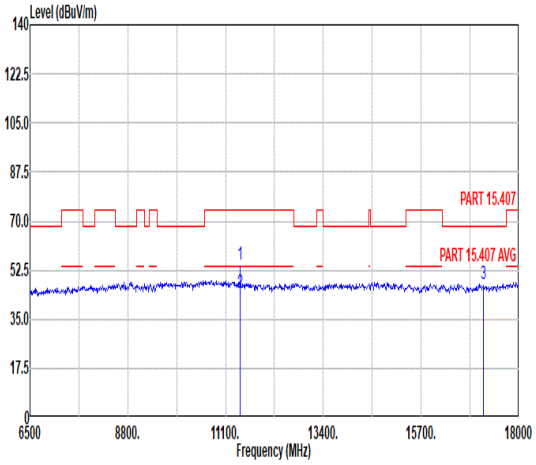 Freq Level Limit Line Margin Read Level Ant Factor Cable Loss Preamp Factor APos TPos Remark MHz dBuV/m dBuV/m dB dBuV dB/m dB dB cm deg 1 11440.00 54.50 74.00 -19.50 51.78 38.20 14.89 50.37 261 21 Peak 2 11440.00 44.37 54.00 -9.63 41.65 38.20 14.89 50.37 261 21 Average 3 17160.00 47.65 68.30 -20.65 39.52 42.94 18.04 52.85 --- --- Peak	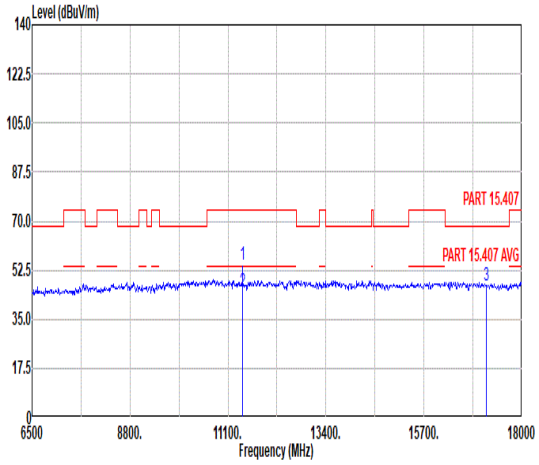 Freq Level Limit Line Margin Read Level Ant Factor Cable Loss Preamp Factor APos TPos Remark MHz dBuV/m dBuV/m dB dBuV dB/m dB dB cm deg 1 11440.00 54.61 74.00 -19.39 51.89 38.20 14.89 50.37 100 305 Peak 2 11440.00 44.67 54.00 -9.33 41.95 38.20 14.89 50.37 100 305 Average 3 17160.00 46.87 68.30 -21.43 38.74 42.94 18.04 52.85 --- --- Peak

Mode	84	
	Band Edge	
	U-NII-2C_5.47-5.85_802.11n HT40_CH142_Full_5710MHz	
ANT	6+7	
Pol.	Horizontal	Fundamental
Peak	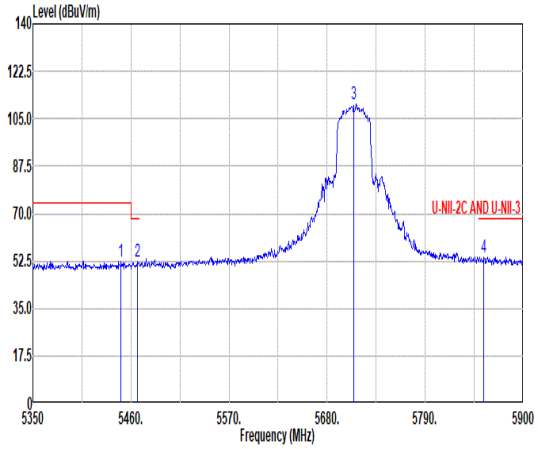 Freq Level Limit Line Margin Read Level Ant Factor Cable Loss Preamp Factor APos Remark TPos MHz dBuV/m dBuV/m dB dBuV dB/m dB dB cm deg 1 5449.00 52.48 74.00 -21.52 38.73 35.90 10.54 32.69 110 7 Peak 2 5467.70 52.45 68.30 -15.85 38.62 35.97 10.55 32.69 110 7 Peak 3 5710.00 110.16 ------ ------ 95.43 36.62 10.89 32.78 110 7 Peak 4 5856.00 53.92 68.30 -14.38 39.42 36.51 10.83 32.84 110 7 Peak	Blank
Avg	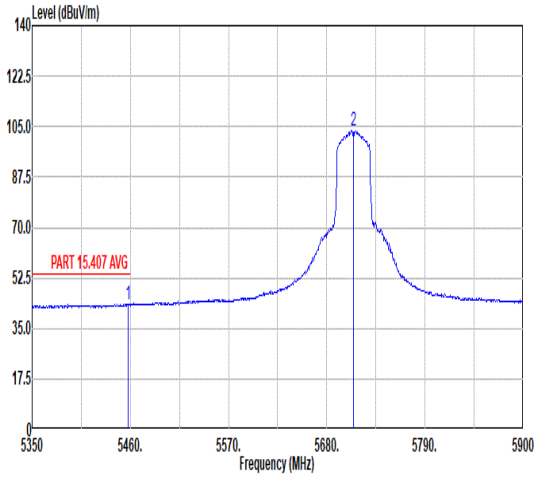 Freq Level Limit Line Margin Read Level Ant Factor Cable Loss Preamp Factor APos Remark TPos MHz dBuV/m dBuV/m dB dBuV dB/m dB dB cm deg 1 5457.25 43.46 54.00 -10.54 29.68 35.93 10.54 32.69 110 7 Peak 2 5710.00 103.52 ------ ------ 88.79 36.62 10.89 32.78 110 7 Average	Blank

Mode	84	
	Band Edge	
	U-NII-2C_5.47-5.85_802.11n HT40_CH142_Full_5710MHz	
ANT	6+7	
Pol.	Vertical	Fundamental
Peak	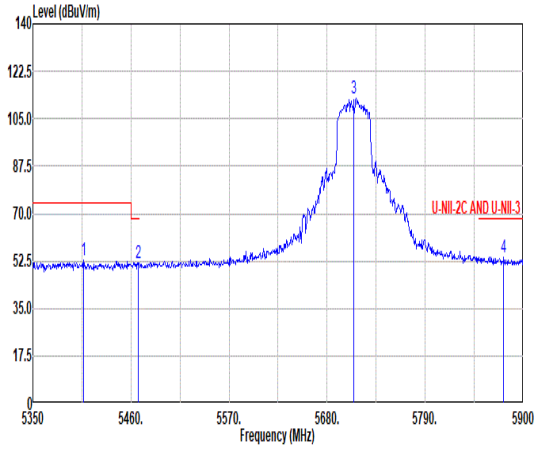 Freq Level Limit Line Margin Read Level Ant Factor Cable Loss Preamp Factor APos TPos Remark MHz dBuV/m dBuV/m dB dBuV dB/m dB dB cm deg 1 5407.20 53.07 74.00 -20.93 39.26 35.99 10.50 32.68 218 279 Peak 2 5468.25 51.79 68.30 -16.51 37.96 35.97 10.55 32.69 218 279 Peak 3 5710.00 112.65 ------ ------ 97.92 36.62 10.89 32.78 218 279 Peak 4 5878.00 54.15 68.30 -14.15 39.60 36.56 10.84 32.85 218 279 Peak	Blank
Avg	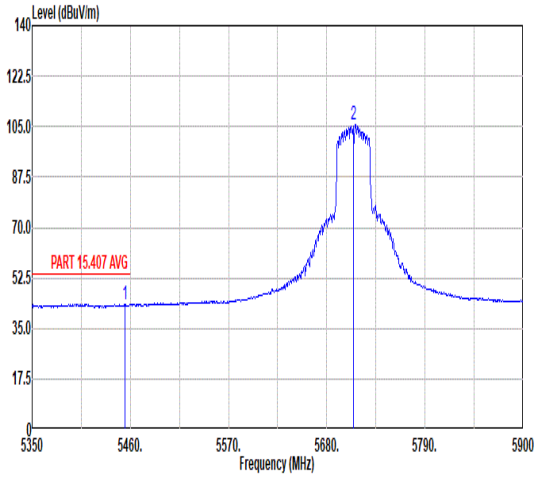 Freq Level Limit Line Margin Read Level Ant Factor Cable Loss Preamp Factor APos TPos Remark MHz dBuV/m dBuV/m dB dBuV dB/m dB dB cm deg 1 5453.95 43.38 54.00 -10.62 29.61 35.92 10.54 32.69 218 279 Peak 2 5710.00 105.71 ------ ------ 90.98 36.62 10.89 32.78 218 279 Average	Blank

Mode	85	
	Band Edge	
	U-NII-2C_5.47-5.85_802.11ac VHT80_CH138_Full_5690MHz	
ANT	6+7	
Pol.	Horizontal	Fundamental
Peak	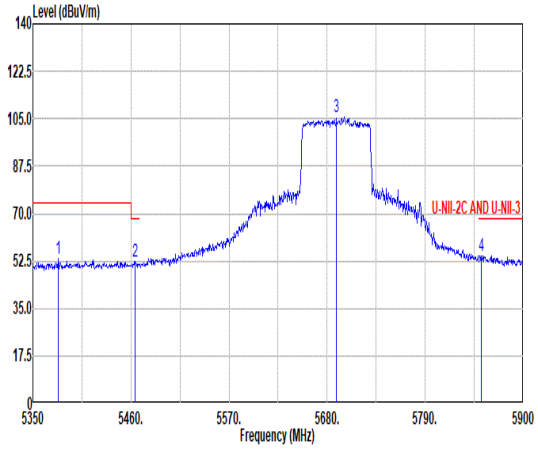 Freq Level Limit Line Margin Read Level Ant Factor Cable Loss Preamp Factor APos Remark TPos MHz dBuV/m dBuV/m dB dBuV dB/m dB dB cm deg 1 5378.60 53.31 74.00 -20.69 39.43 36.04 10.52 32.68 100 296 Peak 2 5464.95 52.20 68.30 -16.10 38.38 35.96 10.55 32.69 100 296 Peak 3 5690.00 105.45 ------ ------ 90.75 36.58 10.90 32.78 100 296 Peak 4 5852.70 54.68 68.30 -13.62 40.18 36.51 10.83 32.84 100 296 Peak	Blank
Avg	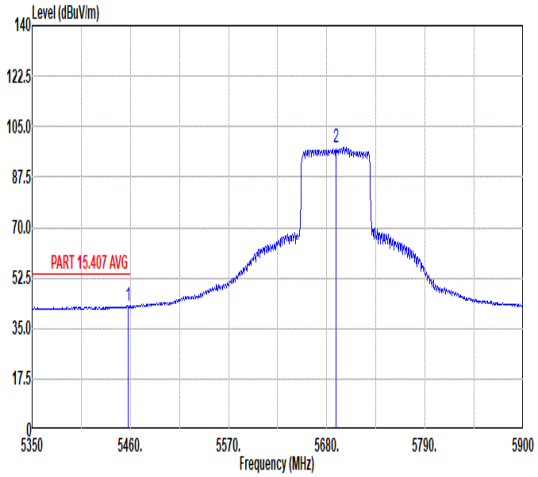 Freq Level Limit Line Margin Read Level Ant Factor Cable Loss Preamp Factor APos Remark TPos MHz dBuV/m dBuV/m dB dBuV dB/m dB dB cm deg 1 5457.80 42.60 54.00 -11.40 28.82 35.93 10.54 32.69 100 296 Peak 2 5690.00 97.55 ------ ------ 82.85 36.58 10.90 32.78 100 296 Average	Blank

Mode	85	
	Band Edge	
	U-NII-2C_5.47-5.85_802.11ac VHT80_CH138_Full_5690MHz	
ANT	6+7	
Pol.	Vertical	Fundamental
Peak	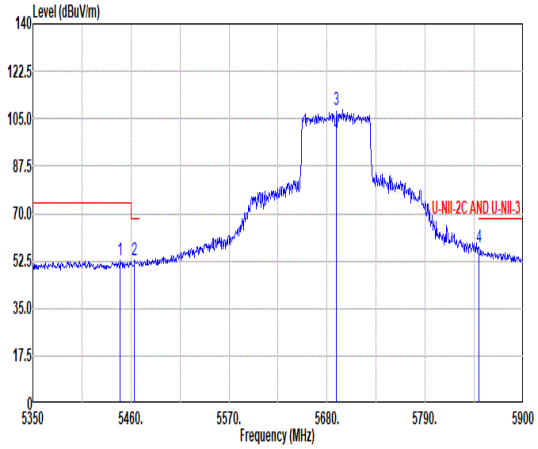 Freq Level Limit Line Margin Read Level Ant Factor Cable Loss Preamp Factor APos TPos Remark MHz dBuV/m dBuV/m dB dBuV dB/m dB dB cm deg 1 5447.90 52.74 74.00 -21.26 38.99 35.90 10.54 32.69 198 273 Peak 2 5463.85 52.57 68.30 -15.73 38.75 35.96 10.55 32.69 198 273 Peak 3 5690.00 108.26 ------ ------ 93.56 36.58 10.90 32.78 198 273 Peak 4 5850.00 57.51 68.30 -10.79 43.02 36.50 10.83 32.84 198 273 Peak	Blank
Avg	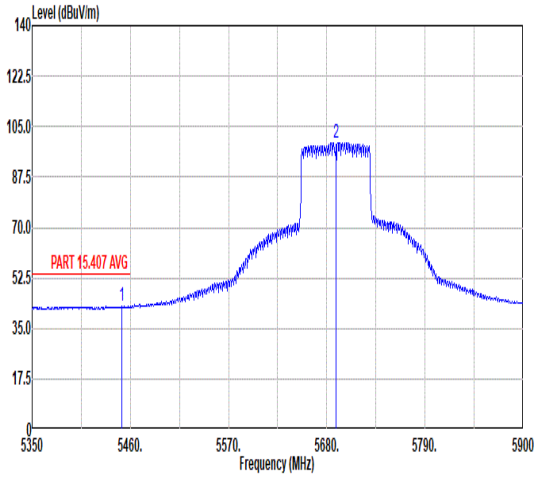 Freq Level Limit Line Margin Read Level Ant Factor Cable Loss Preamp Factor APos TPos Remark MHz dBuV/m dBuV/m dB dBuV dB/m dB dB cm deg 1 5450.10 42.64 54.00 -11.36 28.89 35.90 10.54 32.69 198 273 Peak 2 5690.00 99.53 ------ ------ 84.83 36.58 10.90 32.78 198 273 Average	Blank

Co-location mode:

Mode	75	
	Band Edge	
	U-NII-1_5.15-5.25_802.11n HT20_CH36_Full_5180MHz+LTE B14	
ANT	6+7+0	
Pol.	Horizontal	Fundamental
Peak	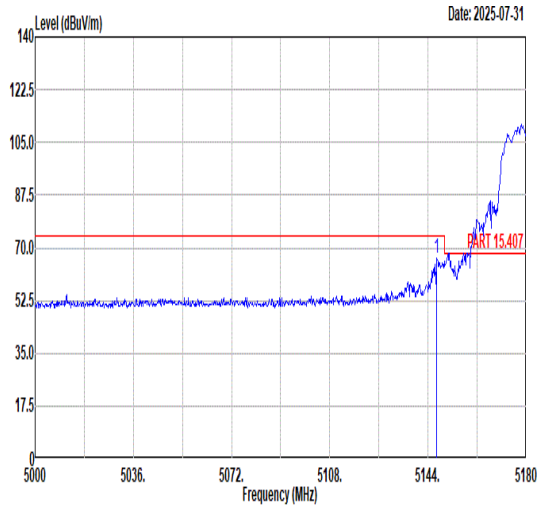 Freq Level Limit Line Margin (dB) Read Level Ant Factor Cable Loss Preamp Factor APos TPos Remark MHz dBuV/m dBuV/m dBuV dB/m dB dB cm deg 1 5147.24 66.38 74.00 -7.62 52.78 35.71 10.52 32.63 209 28 PEAK	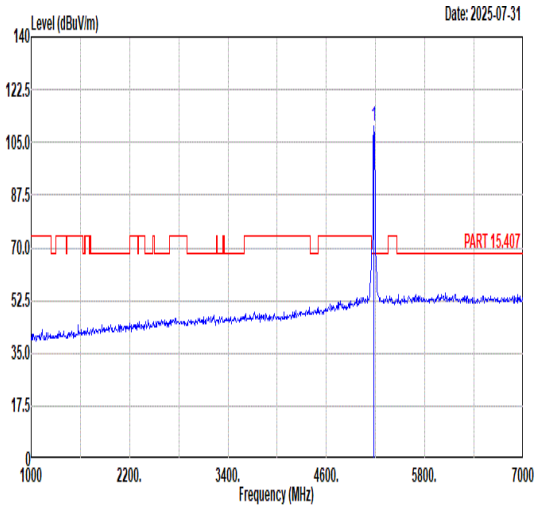 Freq Level Limit Line Margin (dB) Read Level Ant Factor Cable Loss Preamp Factor APos TPos Remark MHz dBuV/m dBuV/m dBuV dB/m dB dB cm deg 1 5180.00 110.60 ------ ------ 97.04 35.76 10.44 32.64 209 28 PEAK
Avg	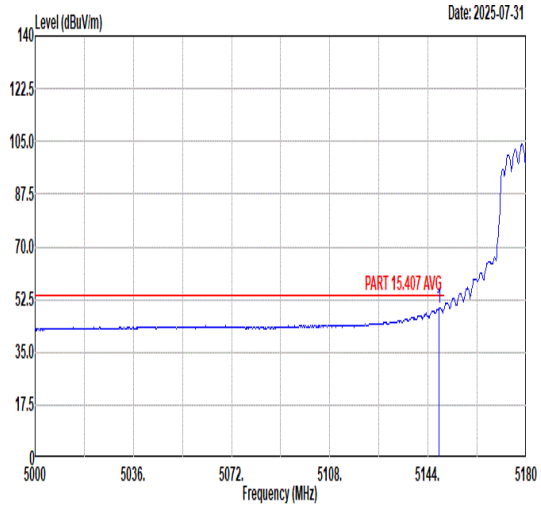 Freq Level Limit Line Margin (dB) Read Level Ant Factor Cable Loss Preamp Factor APos TPos Remark MHz dBuV/m dBuV/m dBuV dB/m dB dB cm deg 1 5148.14 49.84 54.00 -4.16 36.26 35.70 10.51 32.63 209 28 AVERAGE	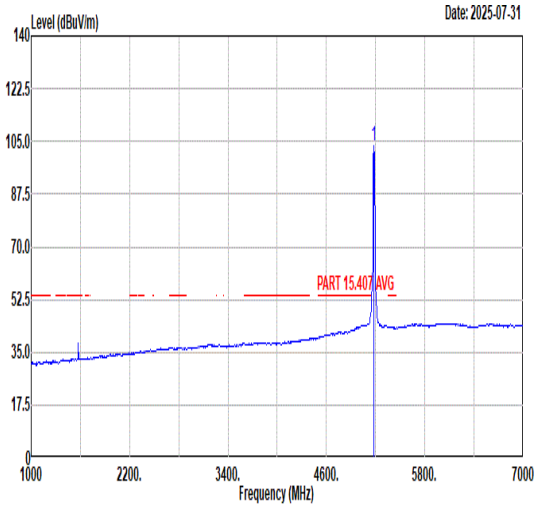 Freq Level Limit Line Margin (dB) Read Level Ant Factor Cable Loss Preamp Factor APos TPos Remark MHz dBuV/m dBuV/m dBuV dB/m dB dB cm deg 1 5180.00 103.81 ------ ------ 90.25 35.76 10.44 32.64 209 28 AVERAGE

Mode	75	
	Band Edge	
	U-NII-1_5.15-5.25_802.11n HT20_CH36_Full_5180MHz+LTE B14	
ANT	6+7+0	
Pol.	Vertical	Fundamental
Peak	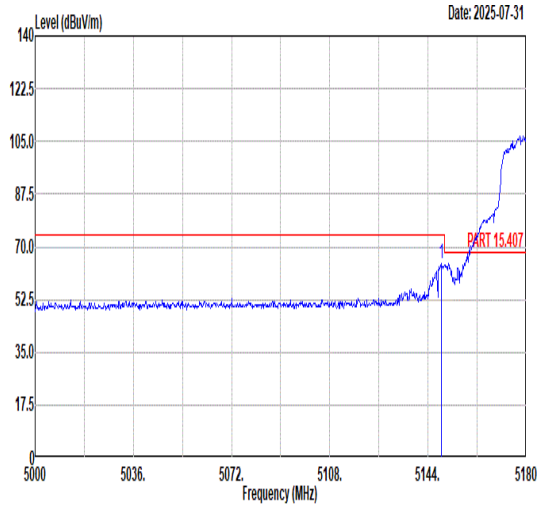 Freq Level Limit Line Margin (dB) Read Level Ant Factor Cable Loss Preamp Factor APos TPos Remark MHz dBuV/m dBuV/m dBuV dB/m dB dB cm deg 1 5148.86 64.23 74.00 -9.77 50.65 35.70 10.51 32.63 227 233 PEAK	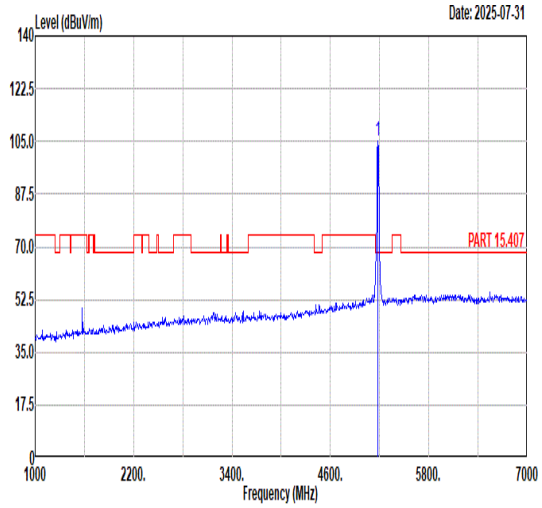 Freq Level Limit Line Margin (dB) Read Level Ant Factor Cable Loss Preamp Factor APos TPos Remark MHz dBuV/m dBuV/m dBuV dB/m dB dB cm deg 1 5180.00 105.32 ------ ------ 91.76 35.76 10.44 32.64 227 233 PEAK
Avg	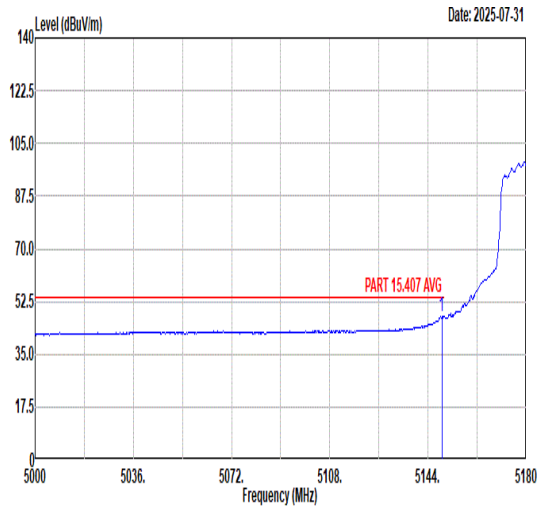 Freq Level Limit Line Margin (dB) Read Level Ant Factor Cable Loss Preamp Factor APos TPos Remark MHz dBuV/m dBuV/m dBuV dB/m dB dB cm deg 1 5149.04 47.58 54.00 -6.42 34.00 35.70 10.51 32.63 227 233 AVERAGE	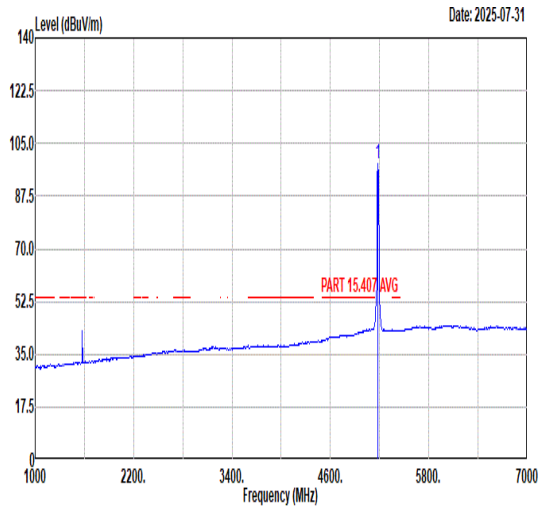 Freq Level Limit Line Margin (dB) Read Level Ant Factor Cable Loss Preamp Factor APos TPos Remark MHz dBuV/m dBuV/m dBuV dB/m dB dB cm deg 1 5180.00 98.14 ------ ------ 84.58 35.76 10.44 32.64 227 233 AVERAGE

Mode	75	
	Harmonic	
	U-NII-1_5.15-5.25_802.11n HT20_CH36_Full_5180MHz+LTE B14	
ANT	6+7+0	
Pol.	Horizontal	Vertical
Peak Avg	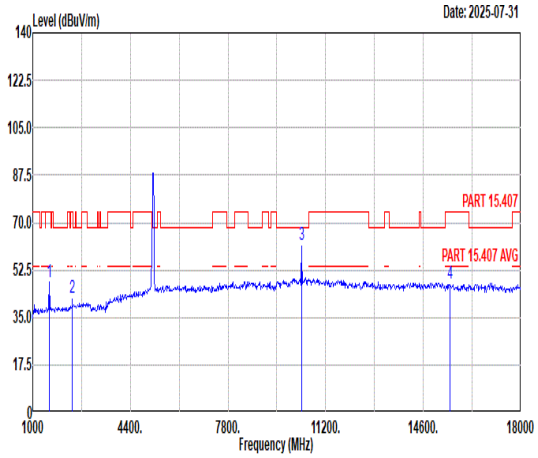 Freq Level Limit Line Margin Read Level Ant Factor Cable Loss Preamp Factor APos TPos Remark MHz dBuV/m dBuV/m dB dBuV dB/m dB dB cm deg 1 1577.00 48.28 ------ ------ 64.58 29.61 6.49 52.40 --- --- Peak 2 2365.50 42.17 ------ ------ 56.35 30.60 7.69 52.47 --- --- Peak 3 10360.00 61.85 68.30 -6.45 61.03 38.10 14.15 51.43 100 235 Peak 4 15540.00 47.35 74.00 -26.65 42.09 40.60 16.85 52.19 --- --- Peak	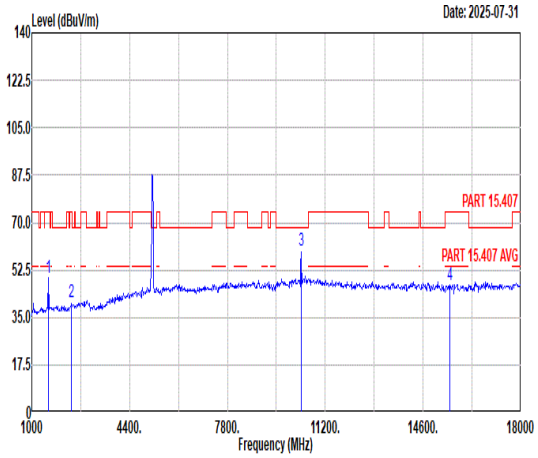 Freq Level Limit Line Margin Read Level Ant Factor Cable Loss Preamp Factor APos TPos Remark MHz dBuV/m dBuV/m dB dBuV dB/m dB dB cm deg 1 1577.00 49.42 ------ ------ 65.72 29.61 6.49 52.40 --- --- Peak 2 2365.50 40.55 ------ ------ 54.73 30.60 7.69 52.47 --- --- Peak 3 10360.00 59.93 68.30 -8.37 59.11 38.10 14.15 51.43 100 306 Peak 4 15540.00 47.11 74.00 -26.89 41.85 40.60 16.85 52.19 --- --- Peak

Remark:

1. Frequency points #1 & #2 are LTE Band 14 harmonics, the converted ERP results are shown in the WWAN RSE Table.
2. The frequency point over limit line is WLAN 5G fundamental signal and can be ignored.

Mode	76	
	Band Edge	
	U-NII-1_5.15-5.25_802.11n HT20_CH36_Full_5180MHz+BLE_CH39+LTE B14	
ANT	6+7+0	
Pol.	Horizontal	Fundamental
Peak	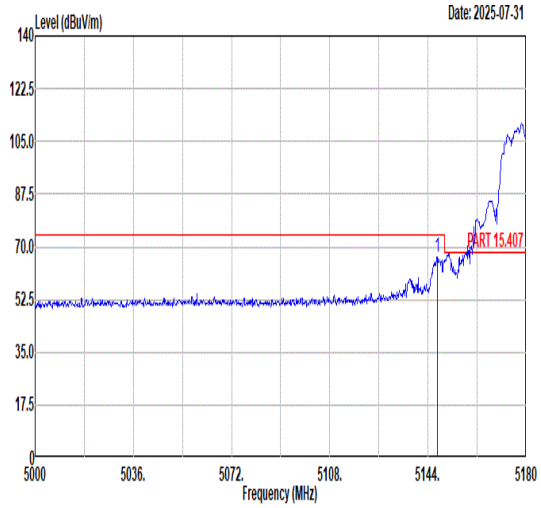 Freq Level Limit Line Margin (dB) Read Level Ant Factor Cable Loss Preamp Factor APos TPos Remark MHz dBuV/m dBuV/m dBuV dB/m dB dB cm deg 1 5147.42 66.63 74.00 -7.37 53.03 35.71 10.52 32.63 209 28 PEAK	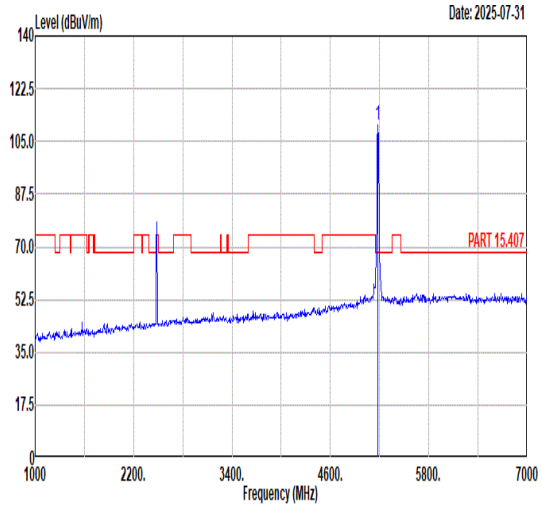 Freq Level Limit Line Margin (dB) Read Level Ant Factor Cable Loss Preamp Factor APos TPos Remark MHz dBuV/m dBuV/m dBuV dB/m dB dB cm deg 1 5180.00 110.19 ------ ------ 96.62 35.75 10.46 32.64 209 28 PEAK
Avg	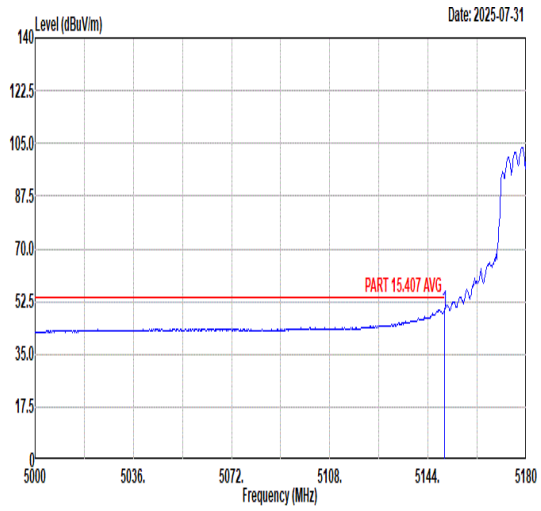 Freq Level Limit Line Margin (dB) Read Level Ant Factor Cable Loss Preamp Factor APos TPos Remark MHz dBuV/m dBuV/m dBuV dB/m dB dB cm deg 1 5149.94 49.61 54.00 -4.39 36.03 35.70 10.51 32.63 209 28 AVERAGE	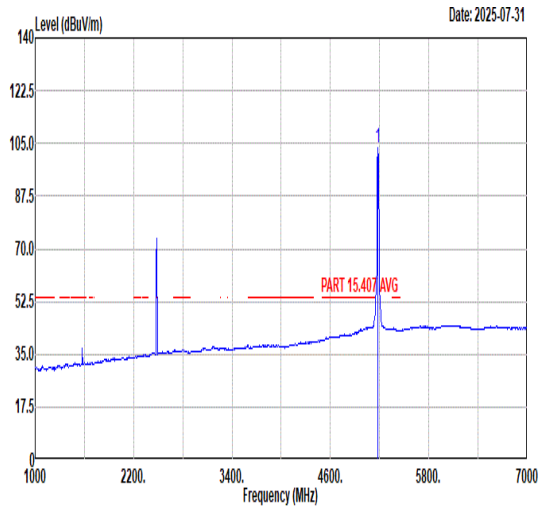 Freq Level Limit Line Margin (dB) Read Level Ant Factor Cable Loss Preamp Factor APos TPos Remark MHz dBuV/m dBuV/m dBuV dB/m dB dB cm deg 1 5180.00 103.35 ------ ------ 89.79 35.76 10.44 32.64 209 28 AVERAGE

Mode	76	
	Band Edge	
	U-NII-1_5.15-5.25_802.11n HT20_CH36_Full_5180MHz+BLE_CH39+LTE B14	
ANT	6+7+0	
Pol.	Vertical	Fundamental
Peak	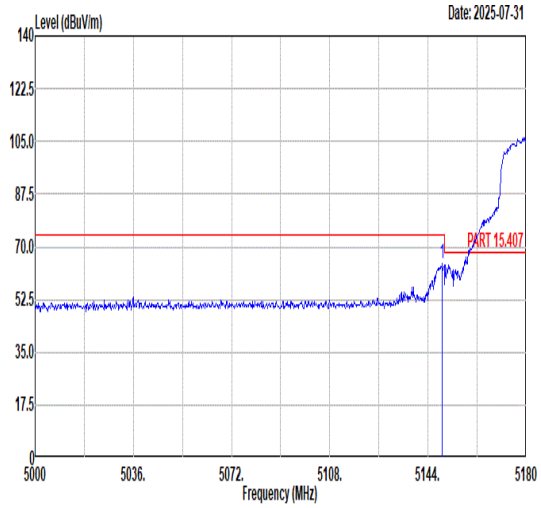 Freq Level Limit Line Margin (dB) Read Level Ant Factor Cable Loss Preamp Factor APos TPos Remark MHz dBuV/m dBuV/m dBuV dB/m dB dB cm deg 1 5149.22 64.24 74.00 -9.76 50.66 35.70 10.51 32.63 227 233 PEAK	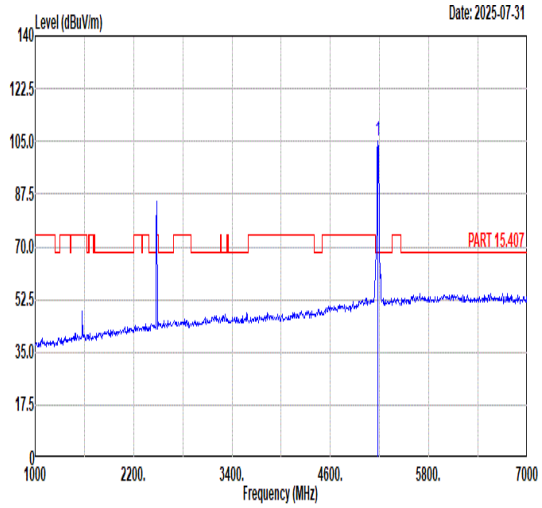 Freq Level Limit Line Margin (dB) Read Level Ant Factor Cable Loss Preamp Factor APos TPos Remark MHz dBuV/m dBuV/m dBuV dB/m dB dB cm deg 1 5180.00 105.15 ------ ------ 91.59 35.76 10.44 32.64 227 233 PEAK
Avg	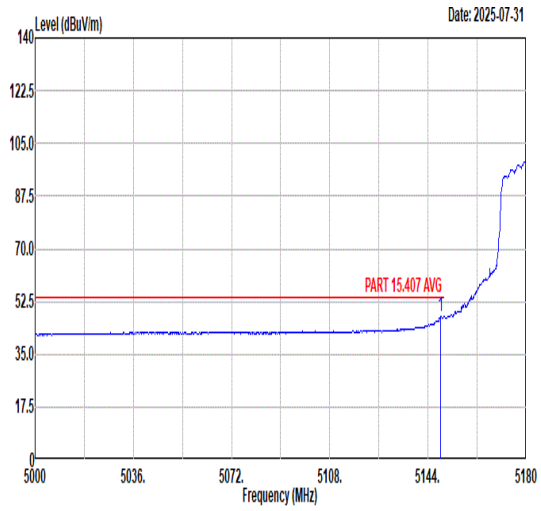 Freq Level Limit Line Margin (dB) Read Level Ant Factor Cable Loss Preamp Factor APos TPos Remark MHz dBuV/m dBuV/m dBuV dB/m dB dB cm deg 1 5148.50 47.65 54.00 -6.35 34.07 35.70 10.51 32.63 227 233 AVERAGE	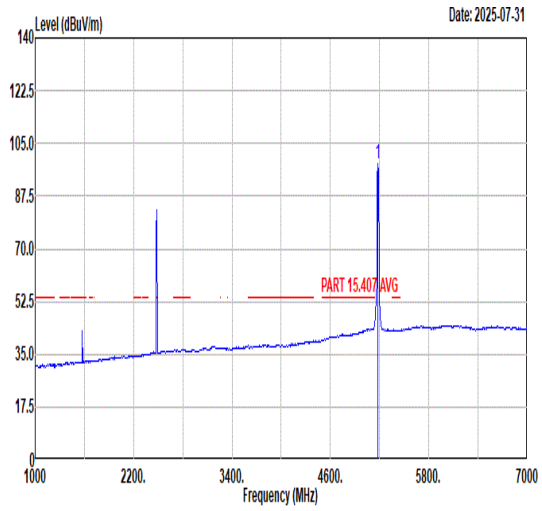 Freq Level Limit Line Margin (dB) Read Level Ant Factor Cable Loss Preamp Factor APos TPos Remark MHz dBuV/m dBuV/m dBuV dB/m dB dB cm deg 1 5180.00 98.32 ------ ------ 84.76 35.76 10.44 32.64 227 233 AVERAGE

Mode	76	
	Band Edge	
	U-NII-1_5.15-5.25_802.11n HT20_CH36_Full_5180MHz+BLE_CH39+LTE B14	
ANT	6+7+0	
Pol.	Horizontal	Fundamental
Peak	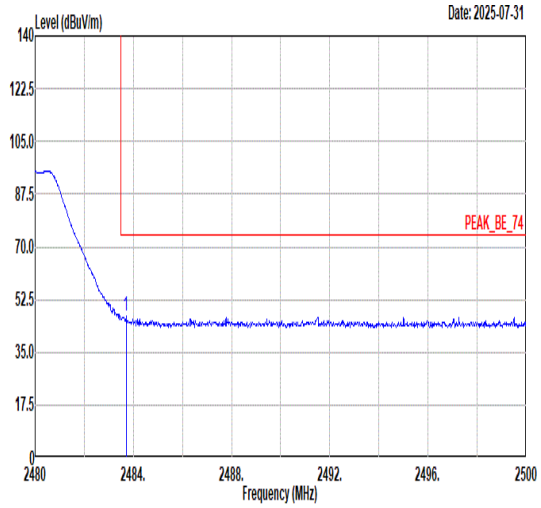 Freq Level Limit Line Margin (dB) Read Level Ant Factor Cable Loss Preamp Factor APos TPos Remark MHz dBuV/m dBuV/m dBuV dB/m dB dB cm deg 1 2483.70 47.27 74.00 -26.73 42.27 30.63 6.98 32.61 105 291 PEAK	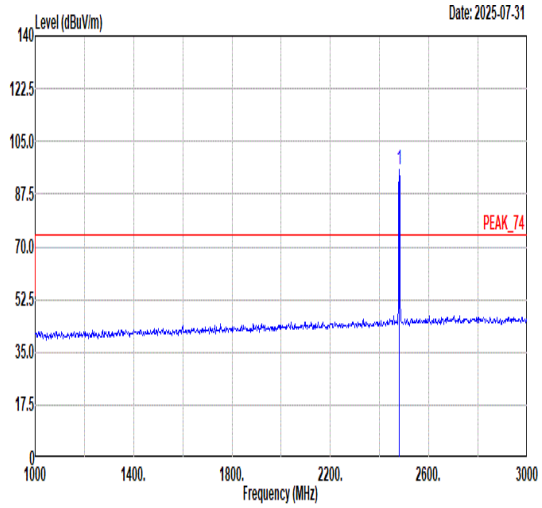 Freq Level Limit Line Margin (dB) Read Level Ant Factor Cable Loss Preamp Factor APos TPos Remark MHz dBuV/m dBuV/m dBuV dB/m dB dB cm deg 1 2480.00 95.75 ------ ------ 90.75 30.64 6.97 32.61 105 291 PEAK
Avg	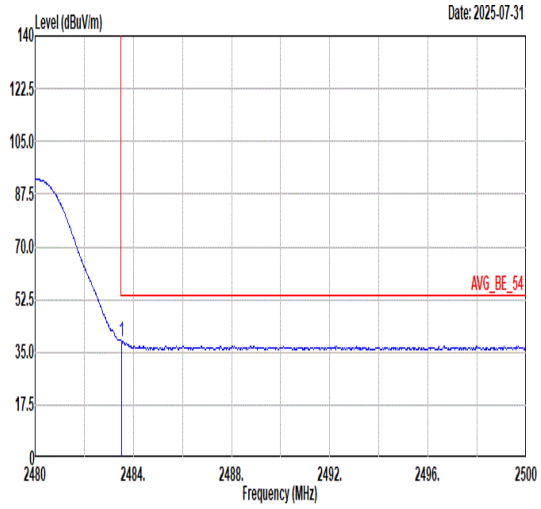 Freq Level Limit Line Margin (dB) Read Level Ant Factor Cable Loss Preamp Factor APos TPos Remark MHz dBuV/m dBuV/m dBuV dB/m dB dB cm deg 1 2483.52 38.52 54.00 -15.48 33.52 30.63 6.98 32.61 105 291 AVERAGE	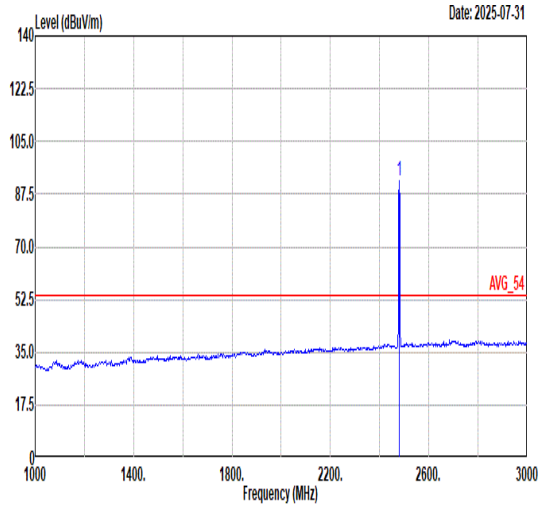 Freq Level Limit Line Margin (dB) Read Level Ant Factor Cable Loss Preamp Factor APos TPos Remark MHz dBuV/m dBuV/m dBuV dB/m dB dB cm deg 1 2480.00 92.12 ------ ------ 87.12 30.64 6.97 32.61 105 291 AVERAGE

Mode	76	
	Band Edge	
	U-NII-1_5.15-5.25_802.11n HT20_CH36_Full_5180MHz+BLE_CH39+LTE B14	
ANT	6+7+0	
Pol.	Vertical	Fundamental
Peak	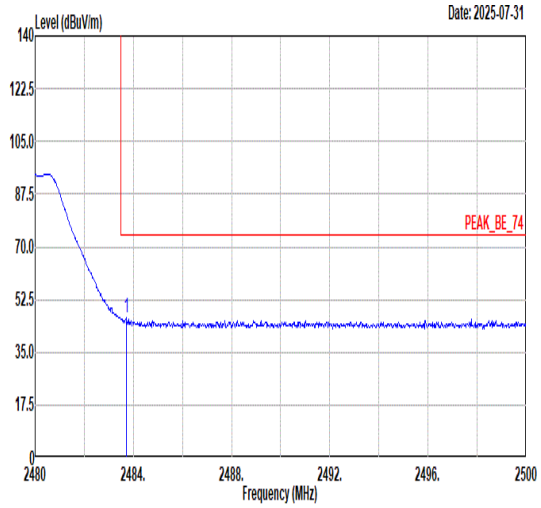 Freq Level Limit Line Margin (dB) Read Level Ant Factor Cable Loss Preamp Factor APos TPos Remark MHz dBuV/m dBuV/m dBuV dB/m dB dB cm deg 1 2483.72 46.40 74.00 -27.60 41.40 30.63 6.98 32.61 326 270 PEAK	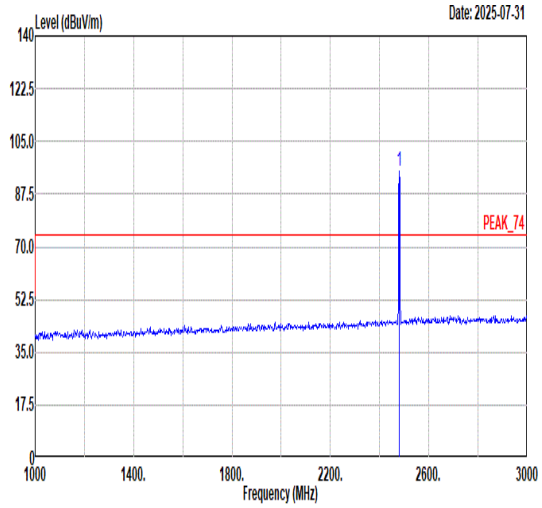 Freq Level Limit Line Margin (dB) Read Level Ant Factor Cable Loss Preamp Factor APos TPos Remark MHz dBuV/m dBuV/m dBuV dB/m dB dB cm deg 1 2480.00 95.00 ------ ------ 90.00 30.64 6.97 32.61 326 270 PEAK
Avg	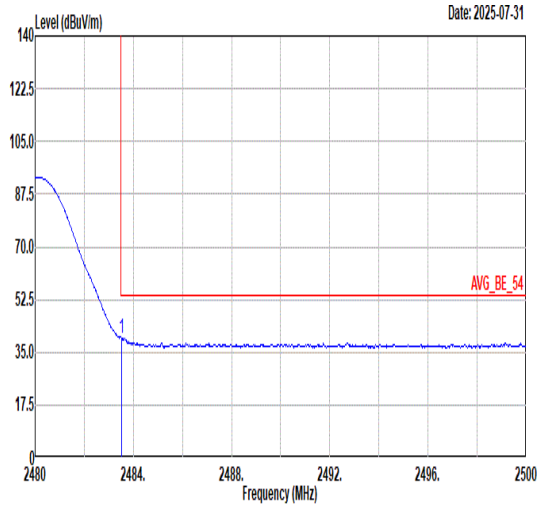 Freq Level Limit Line Margin (dB) Read Level Ant Factor Cable Loss Preamp Factor APos TPos Remark MHz dBuV/m dBuV/m dBuV dB/m dB dB cm deg 1 2483.52 39.60 54.00 -14.40 34.60 30.63 6.98 32.61 326 270 AVERAGE	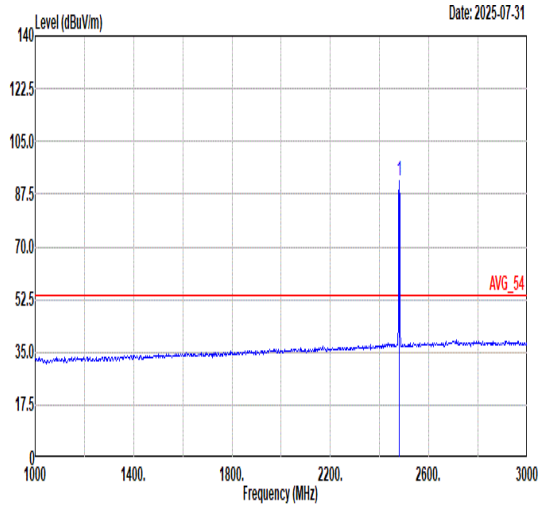 Freq Level Limit Line Margin (dB) Read Level Ant Factor Cable Loss Preamp Factor APos TPos Remark MHz dBuV/m dBuV/m dBuV dB/m dB dB cm deg 1 2480.00 92.16 ------ ------ 87.16 30.64 6.97 32.61 326 270 AVERAGE

Mode	76	
	Harmonic	
	U-NII-1_5.15-5.25_802.11n HT20_CH36_Full_5180MHz+BLE_CH39+LTE B14	
ANT	6+7+0	
Pol.	Horizontal	Vertical
Peak Avg	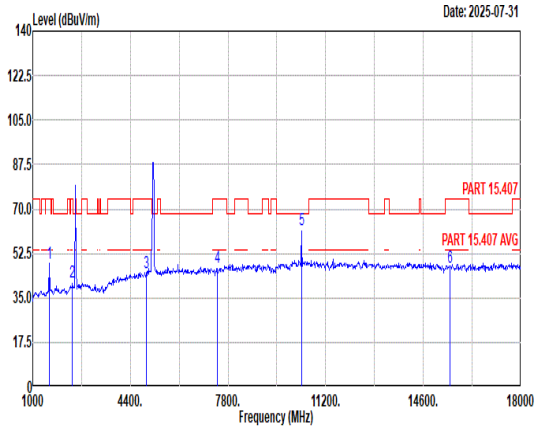 Freq Level Limit Line Margin Read Level Ant Factor Cable Loss Preamp Factor APos TPos Remark MHz dBuV/m dBuV/m dB dBuV dB/m dB dB cm deg 1 1577.00 48.47 ------ ------ 64.77 29.61 6.49 52.40 --- --- Peak 2 2365.50 41.25 ------ ------ 55.43 30.60 7.69 52.47 --- --- Peak 3 4960.00 44.66 74.00 -29.34 50.48 35.72 11.14 52.68 --- --- Peak 4 7440.00 46.91 74.00 -27.09 49.62 36.60 12.97 52.28 --- --- Peak 5 10360.00 61.76 68.30 -6.54 60.94 38.10 14.15 51.43 100 233 Peak 6 15540.00 46.92 74.00 -27.08 41.66 40.60 16.85 52.19 --- --- Peak	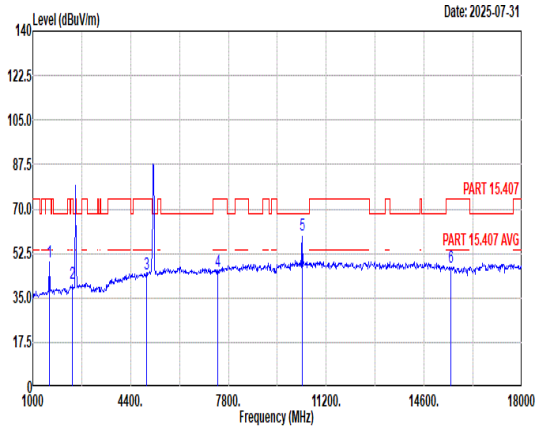 Freq Level Limit Line Margin Read Level Ant Factor Cable Loss Preamp Factor APos TPos Remark MHz dBuV/m dBuV/m dB dBuV dB/m dB dB cm deg 1 1577.00 49.29 ------ ------ 65.59 29.61 6.49 52.40 --- --- Peak 2 2365.50 40.77 ------ ------ 54.95 30.60 7.69 52.47 --- --- Peak 3 4960.00 44.51 74.00 -29.49 50.33 35.72 11.14 52.68 --- --- Peak 4 7440.00 45.69 74.00 -28.31 48.40 36.60 12.97 52.28 --- --- Peak 5 10360.00 59.88 68.30 -8.42 59.06 38.10 14.15 51.43 100 304 Peak 6 15540.00 46.87 74.00 -27.13 41.61 40.60 16.85 52.19 --- --- Peak

Remark:

1. Frequency points #1 & #2 are LTE Band 14 harmonics, the converted ERP results are shown in the WWAN RSE Table.
2. The frequency points over limit line are WLAN 5G/BLE fundamental signals and can be ignored.

Appendix D. Duty Cycle Plots

Antenna	Band	Duty Cycle(%)	T(ms)	1/T(kHz)	VBW Setting
6	802.11a	93.29	1.390	0.719	1KHz
6	802.11n HT20	92.86	1.300	0.769	1KHz
6	802.11n HT40	85.13	0.630	1.587	3KHz
6	802.11ac VHT80	92.06	1.160	0.862	1KHz
6	802.11ax HE20 Full RU/Partial RU	90.09	1.000	1.000	1KHz
6	802.11ax HE40 Full RU/Partial RU	94.66	1.950	0.513	1KHz
6	802.11ax HE80 Full RU/Partial RU	90.57	0.960	1.042	3KHz
7	802.11a	93.29	1.390	0.719	1KHz
7	802.11n HT20	92.86	1.300	0.769	1KHz
7	802.11n HT40	86.49	0.640	1.563	3KHz
7	802.11ac VHT80	92.85	1.170	0.855	1KHz
7	802.11ax HE20 Full RU/Partial RU	91.07	1.020	0.980	1KHz
7	802.11ax HE40 Full RU/Partial RU	94.17	1.940	0.515	1KHz
7	802.11ax HE80 Full RU/Partial RU	90.65	0.970	1.031	3KHz

<ANT6>

802.11a

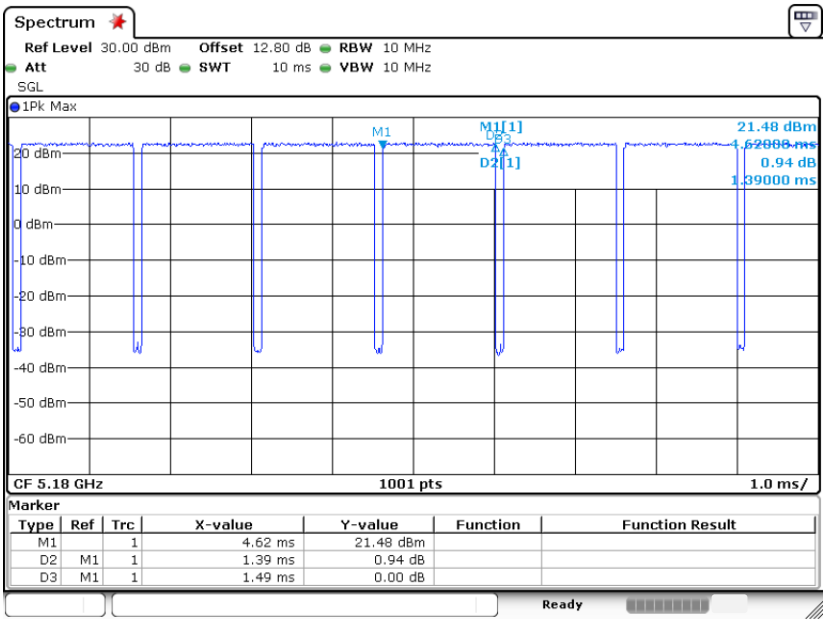

802.11n HT20

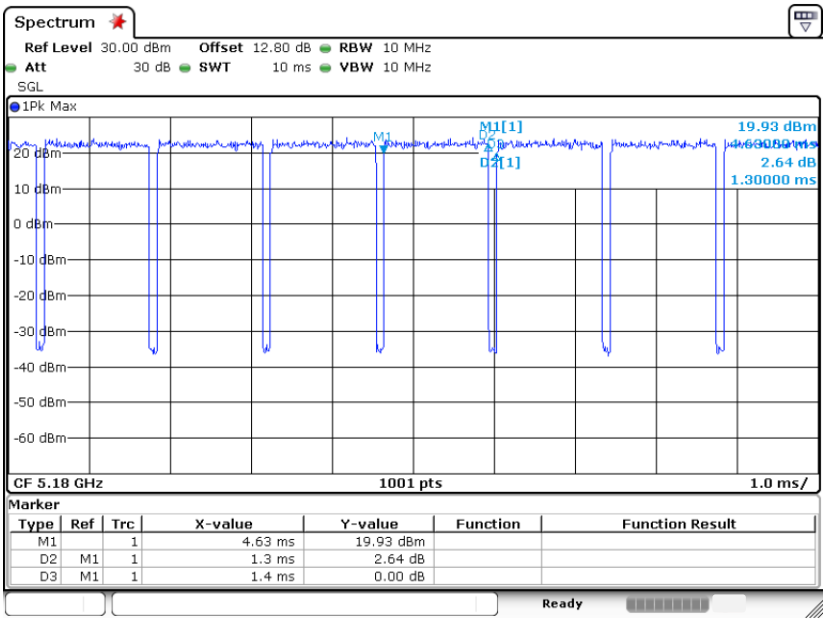

802.11n HT40

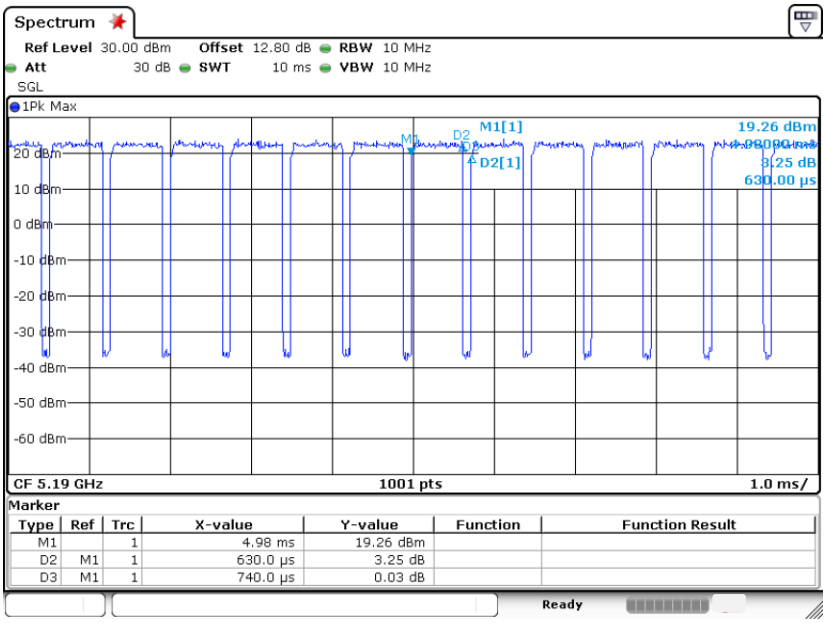

802.11ac VHT80

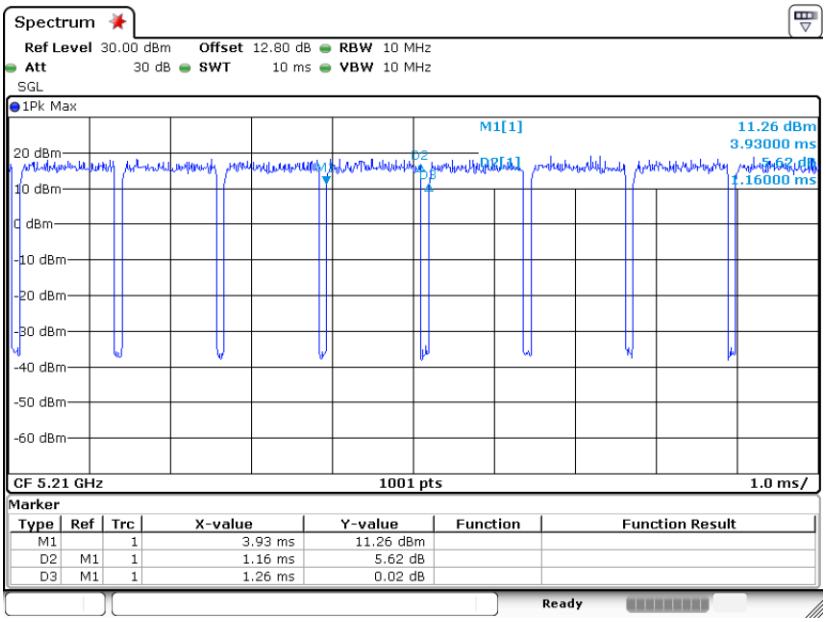

802.11ax HE20 - Full RU/Partial RU

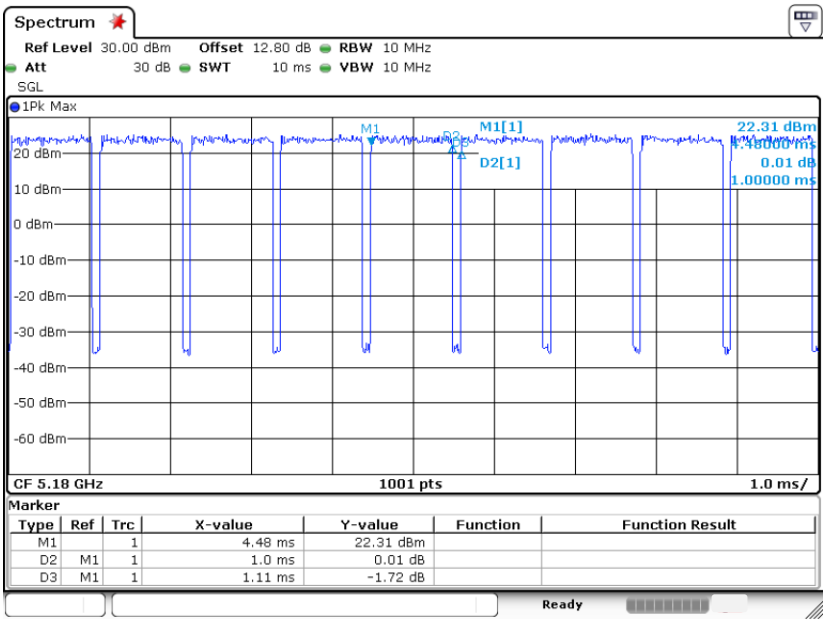

802.11ax HE40 - Full RU/Partial RU

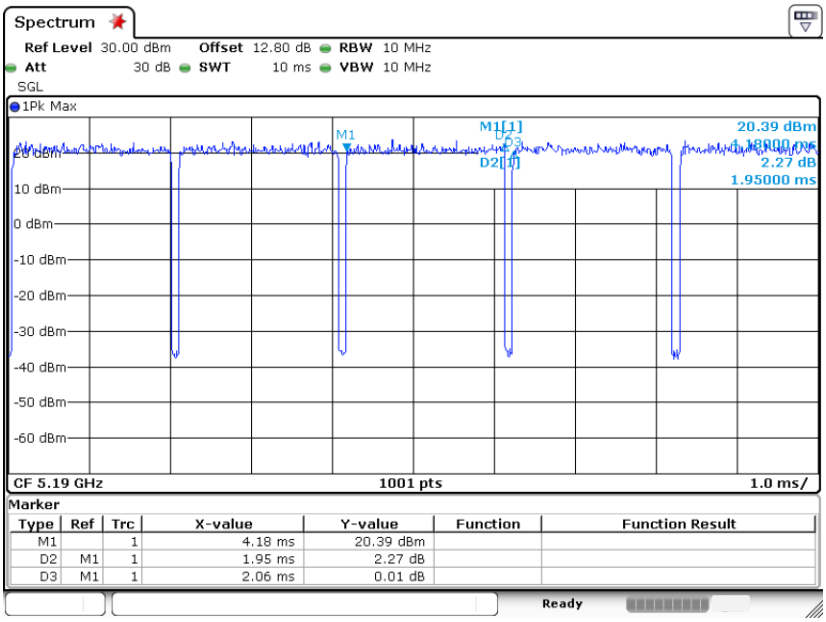

802.11ax HE80 - Full RU/Partial RU

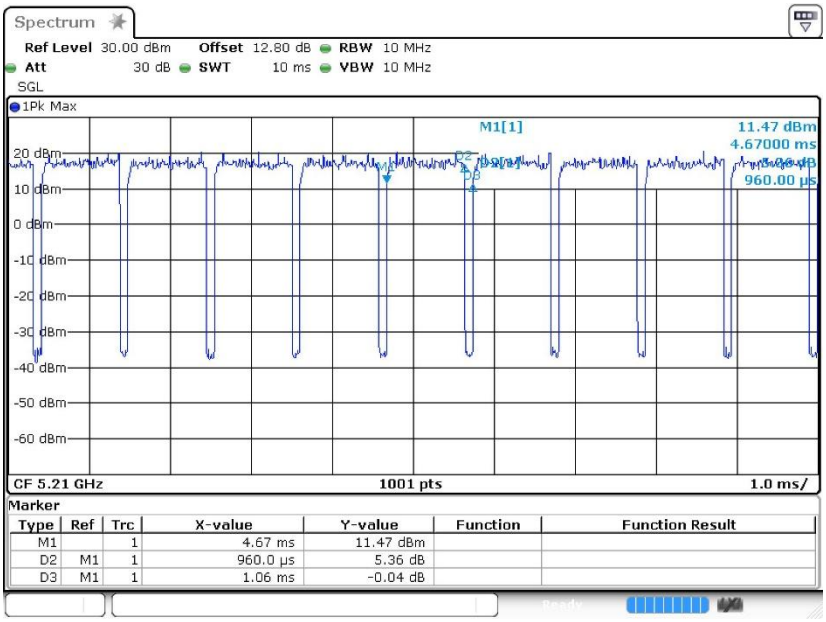

<ANT7>

802.11a

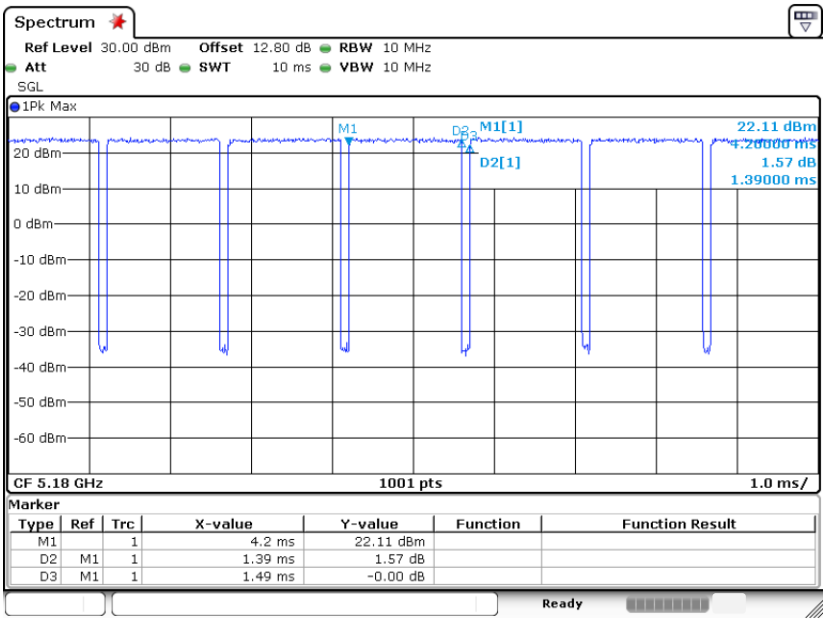

802.11n HT20

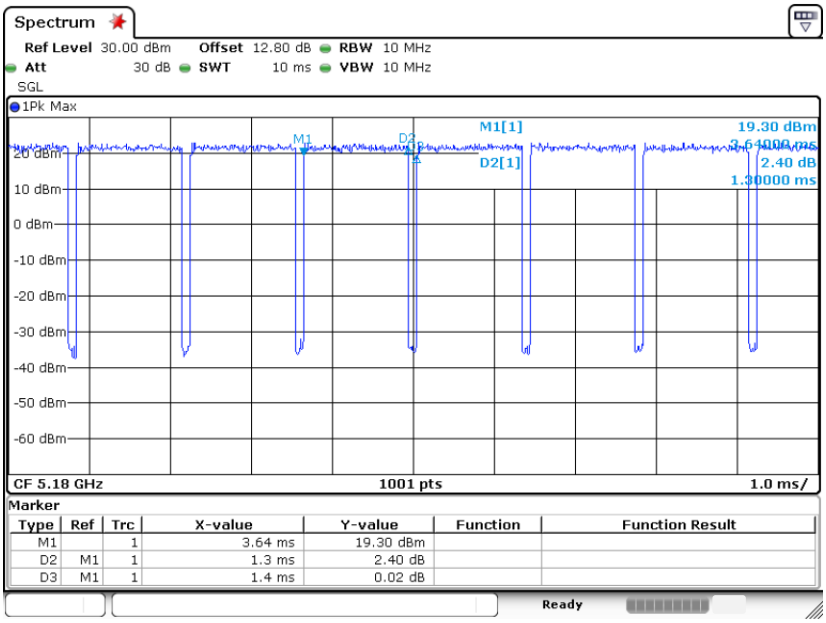

802.11n HT40

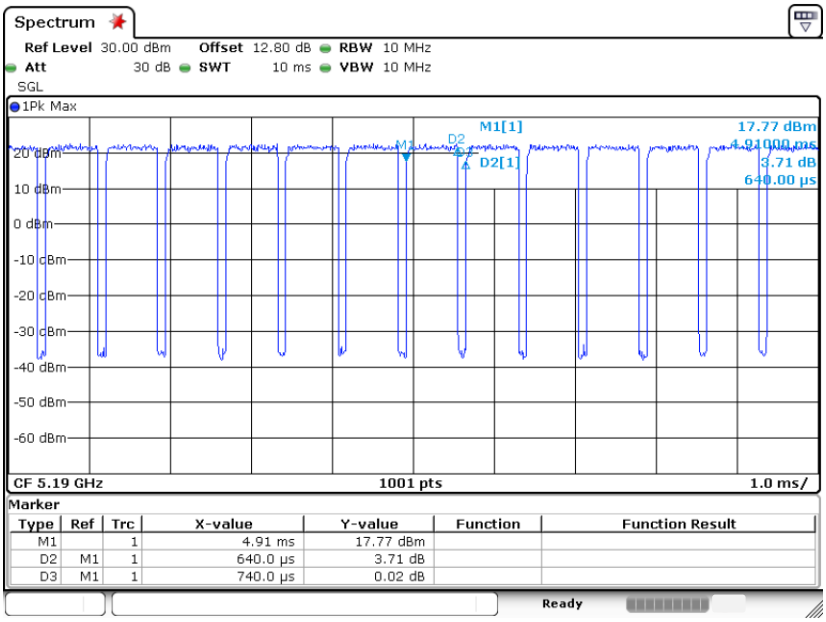

802.11ac VHT80

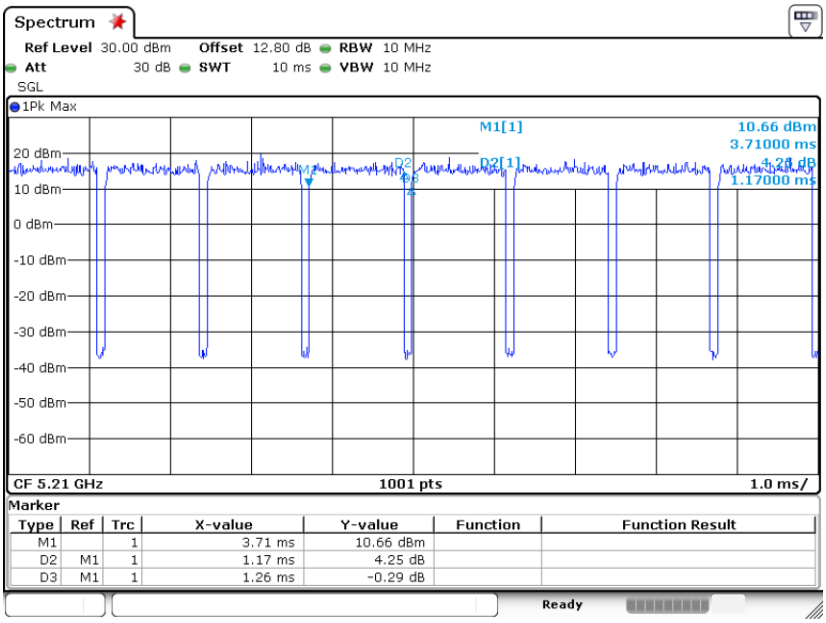

802.11ax HE20 - Full RU/Partial RU

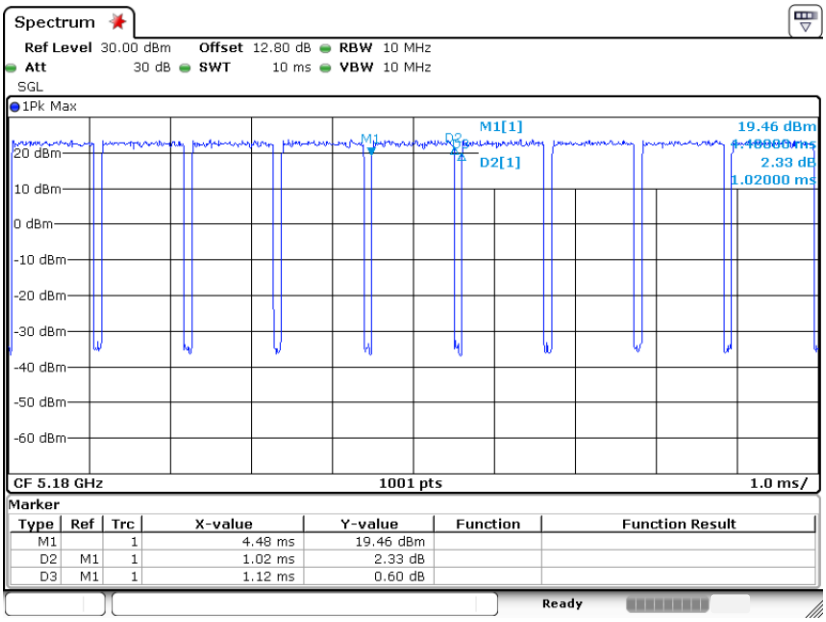

802.11ax HE40 - Full RU/Partial RU

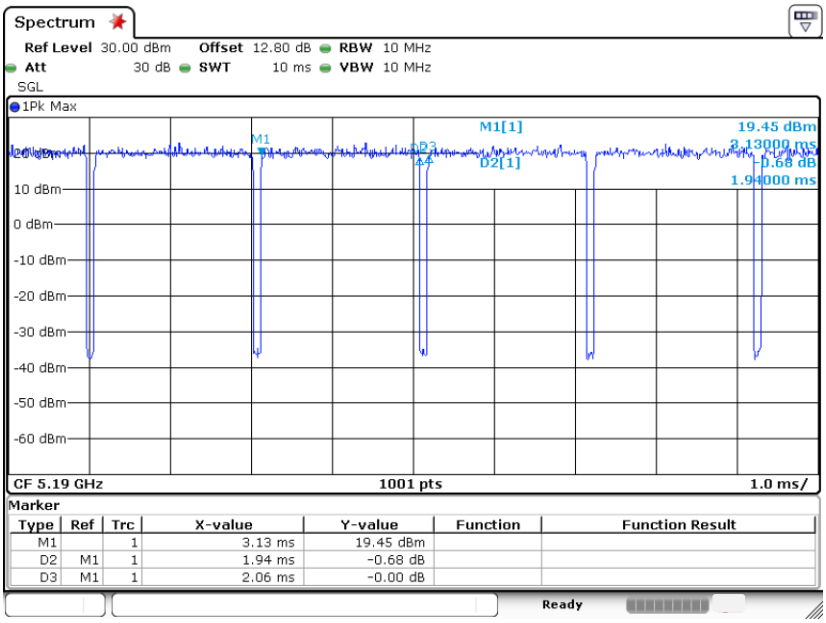
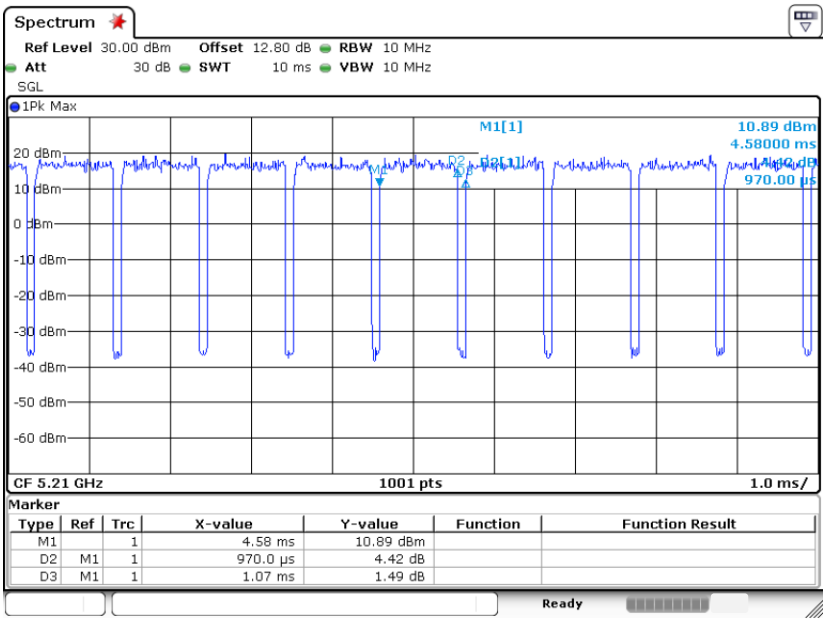
802.11ax HE80 - Full RU/Partial RU