Mode	22	
	Band Edge - L	
	U-NII-2A_5.25-5.35_802.11n HT40_CH62_Full_5310MHz	
ANT	6+7	
Pol.	Vertical	Fundamental
Peak	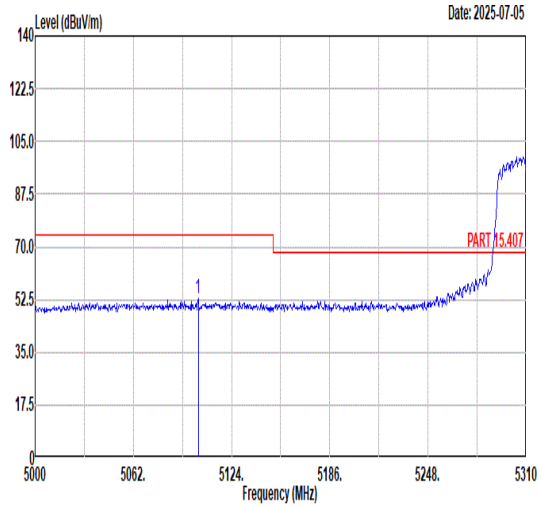 Freq Level Limit Line Margin (dB) Read Level Ant Factor Cable Loss Preamp Factor APos TPos Remark MHz dBuV/m dBuV/m dBuV dB/m dB dB cm deg 1 5102.92 52.75 74.00 -21.25 38.97 35.79 10.61 32.62 226 273 PEAK	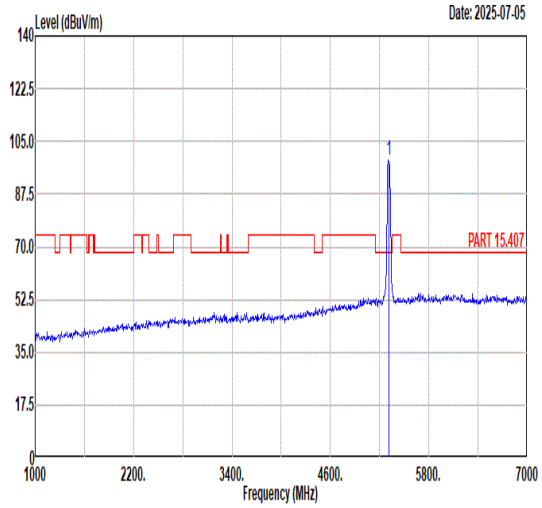 Freq Level Limit Line Margin (dB) Read Level Ant Factor Cable Loss Preamp Factor APos TPos Remark MHz dBuV/m dBuV/m dBuV dB/m dB dB cm deg 1 5310.00 98.93 ------ ------ 85.15 35.85 10.59 32.66 226 273 PEAK
Avg	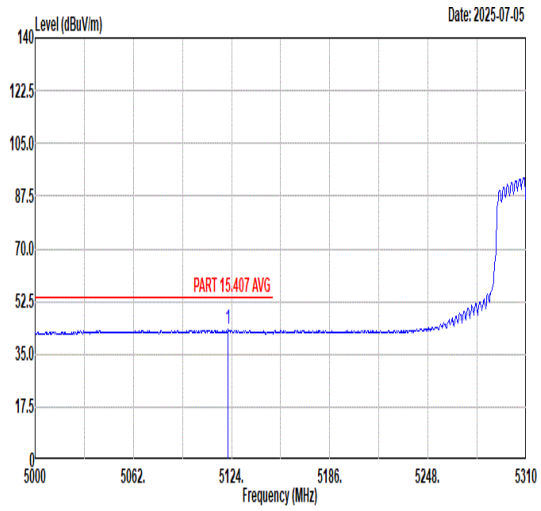 Freq Level Limit Line Margin (dB) Read Level Ant Factor Cable Loss Preamp Factor APos TPos Remark MHz dBuV/m dBuV/m dBuV dB/m dB dB cm deg 1 5121.83 43.15 54.00 -10.85 29.44 35.76 10.57 32.62 226 273 AVERAGE	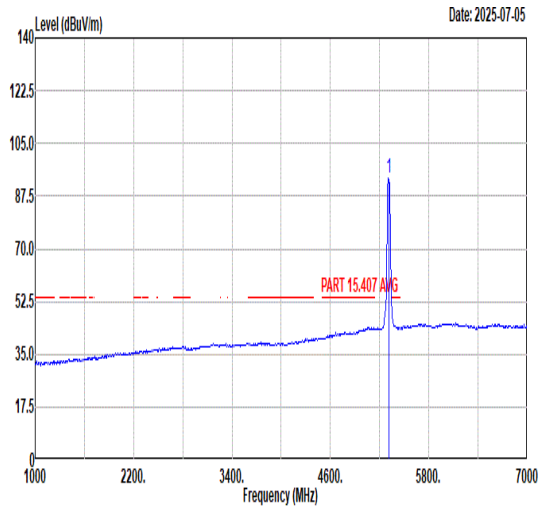 Freq Level Limit Line Margin (dB) Read Level Ant Factor Cable Loss Preamp Factor APos TPos Remark MHz dBuV/m dBuV/m dBuV dB/m dB dB cm deg 1 5310.00 93.65 ------ ------ 79.87 35.85 10.59 32.66 226 273 AVERAGE

Mode	22	
	Band Edge - R	
	U-NII-2A_5.25-5.35_802.11n HT40_CH62_Full_5310MHz	
ANT	6+7	
Pol.	Vertical	Fundamental
Peak	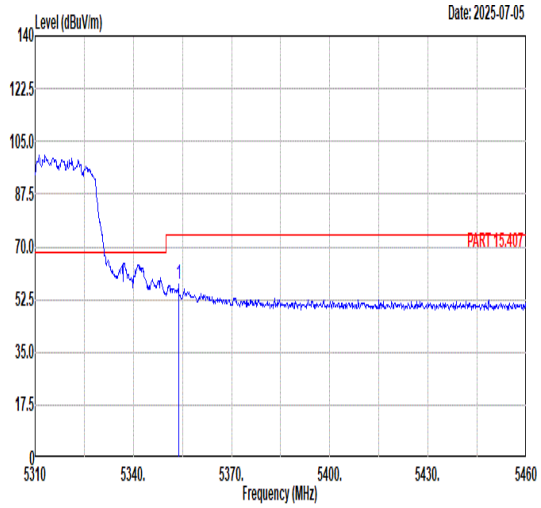 Freq Level Limit Line Margin (dB) Read Level Ant Factor Cable Loss Preamp Factor APos TPos Remark MHz dBuV/m dBuV/m dBuV dB/m dB dB cm deg 1 5353.80 57.48 74.00 -16.52 43.51 36.09 10.55 32.67 226 273 PEAK	Blank
Avg	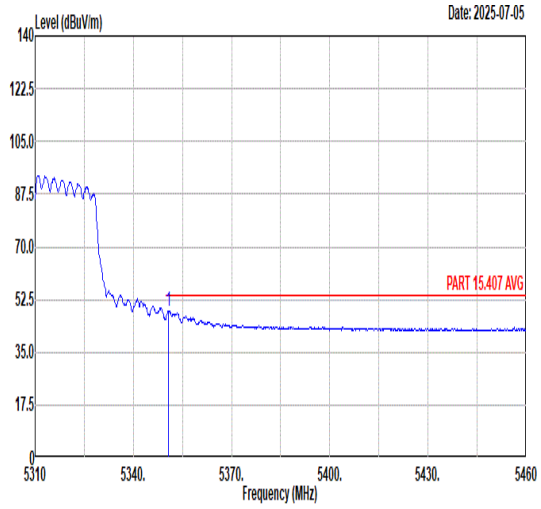 Freq Level Limit Line Margin (dB) Read Level Ant Factor Cable Loss Preamp Factor APos TPos Remark MHz dBuV/m dBuV/m dBuV dB/m dB dB cm deg 1 5350.80 48.81 54.00 -5.19 34.83 36.10 10.55 32.67 226 273 AVERAGE	Blank

Mode	23	
	Band Edge - L	
	U-NII-2C_5.47-5.725_802.11n HT40_CH102_Full_5510MHz	
ANT	6+7	
Pol.	Horizontal	Fundamental
Peak	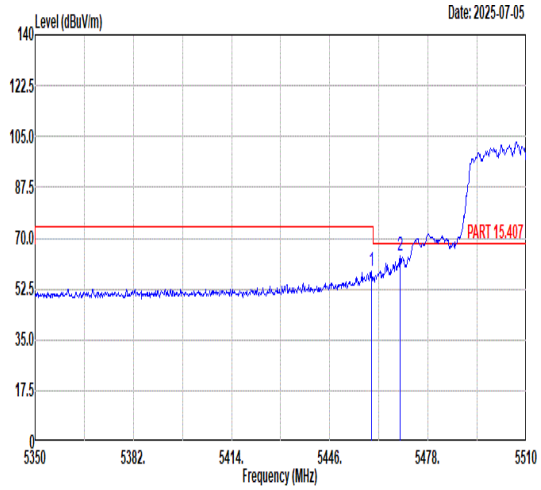 Freq Level Limit Line Margin (dB) Read Level Ant Factor Cable Loss Preamp Factor APos TPos Remark MHz dBuV/m dBuV/m dBuV dB/m dB dB cm deg 1 5459.60 58.64 74.00 -15.36 44.85 35.94 10.54 32.69 213 67 PEAK 2 5468.88 63.95 68.30 -4.35 50.11 35.98 10.55 32.69 213 67 PEAK	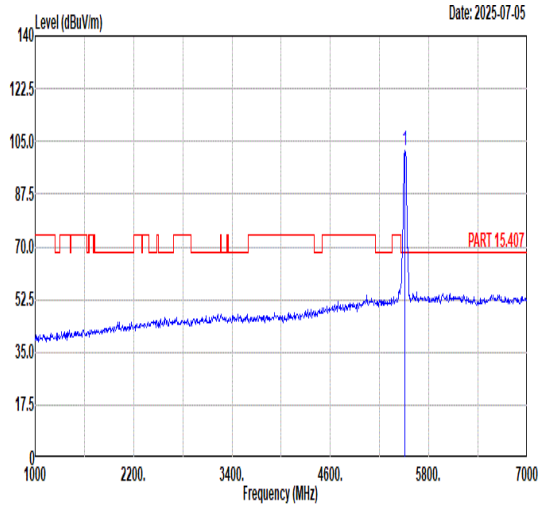 Freq Level Limit Line Margin (dB) Read Level Ant Factor Cable Loss Preamp Factor APos TPos Remark MHz dBuV/m dBuV/m dBuV dB/m dB dB cm deg 1 5510.00 101.85 ------ ------ 87.84 36.12 10.59 32.70 213 67 PEAK
Avg	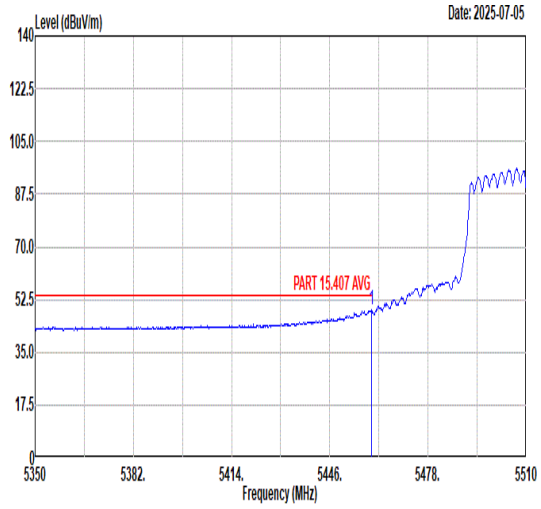 Freq Level Limit Line Margin (dB) Read Level Ant Factor Cable Loss Preamp Factor APos TPos Remark MHz dBuV/m dBuV/m dBuV dB/m dB dB cm deg 1 5459.60 48.87 54.00 -5.13 35.08 35.94 10.54 32.69 213 67 AVERAGE	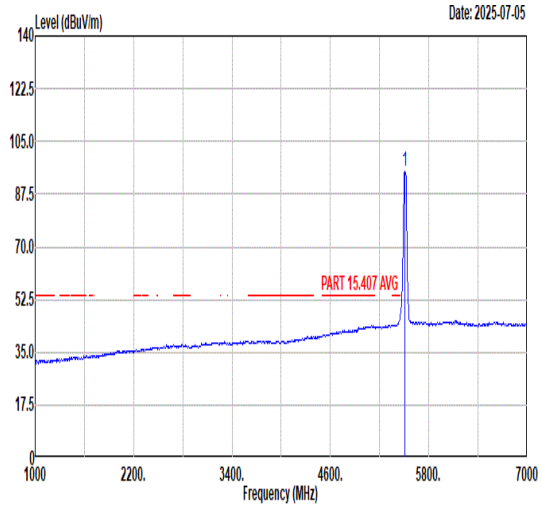 Freq Level Limit Line Margin (dB) Read Level Ant Factor Cable Loss Preamp Factor APos TPos Remark MHz dBuV/m dBuV/m dBuV dB/m dB dB cm deg 1 5510.00 95.35 ------ ------ 81.34 36.12 10.59 32.70 213 67 AVERAGE

Mode	23	
	Band Edge - R	
	U-NII-2C_5.47-5.725_802.11n HT40_CH102_Full_5510MHz	
ANT	6+7	
Pol.	Horizontal	Fundamental
Peak	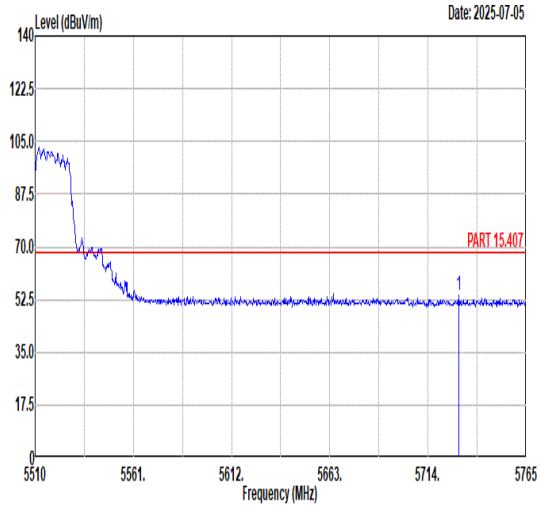 Freq Level Limit Line Margin (dB) Read Level Ant Factor Cable Loss Preamp Factor APos TPos Remark MHz dBuV/m dBuV/m dBuV dB/m dB dB cm deg 1 5729.81 53.91 68.30 -14.39 39.17 36.66 10.87 32.79 213 67 PEAK	Blank

Mode	23	
	Band Edge - L	
	U-NII-2C_5.47-5.725_802.11n HT40_CH102_Full_5510MHz	
ANT	6+7	
Pol.	Vertical	Fundamental
Peak	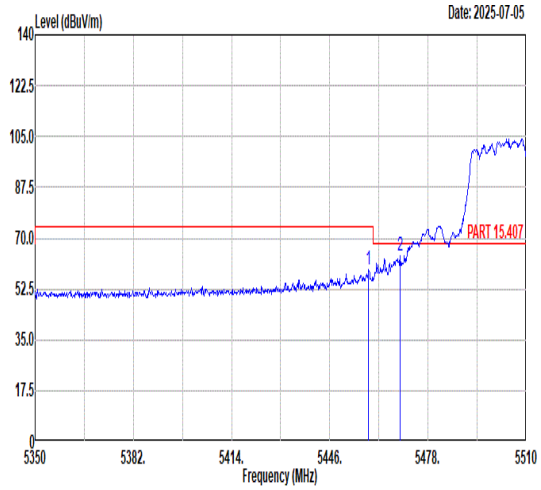 Freq Level Limit Line Margin (dB) Read Level Ant Factor Cable Loss Preamp Factor APos TPos Remark MHz dBuV/m dBuV/m dBuV dB/m dB dB cm deg 1 5458.64 59.01 74.00 -14.99 45.23 35.93 10.54 32.69 206 267 PEAK 2 5468.88 64.10 68.30 -4.20 50.26 35.98 10.55 32.69 206 267 PEAK	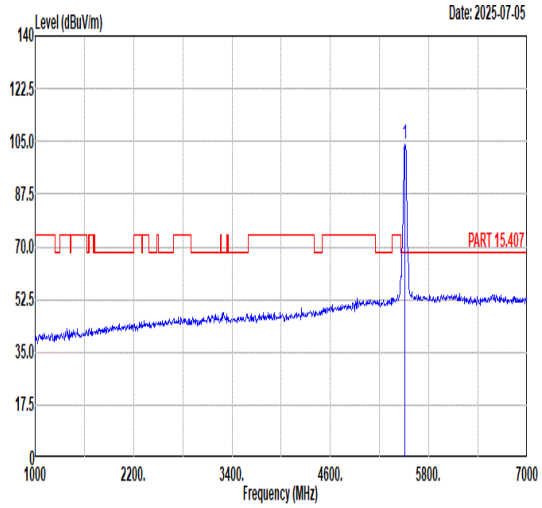 Freq Level Limit Line Margin (dB) Read Level Ant Factor Cable Loss Preamp Factor APos TPos Remark MHz dBuV/m dBuV/m dBuV dB/m dB dB cm deg 1 5510.00 104.17 ------ ------ 90.16 36.12 10.59 32.70 206 267 PEAK
Avg	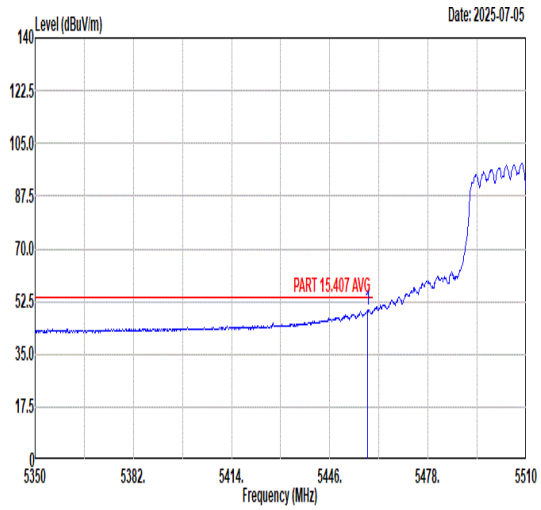 Freq Level Limit Line Margin (dB) Read Level Ant Factor Cable Loss Preamp Factor APos TPos Remark MHz dBuV/m dBuV/m dBuV dB/m dB dB cm deg 1 5458.32 49.59 54.00 -4.41 35.81 35.93 10.54 32.69 206 267 AVERAGE	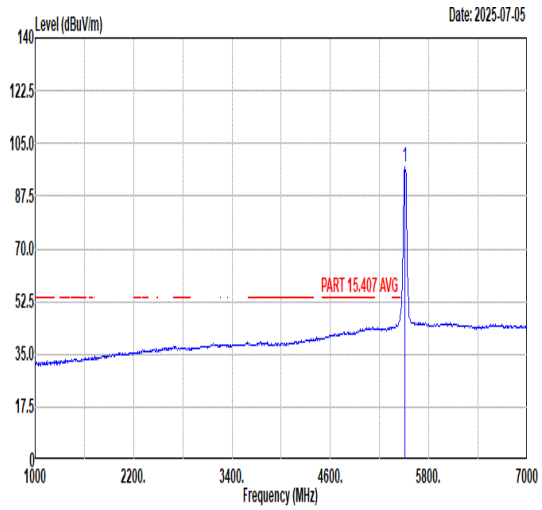 Freq Level Limit Line Margin (dB) Read Level Ant Factor Cable Loss Preamp Factor APos TPos Remark MHz dBuV/m dBuV/m dBuV dB/m dB dB cm deg 1 5510.00 97.20 ------ ------ 83.21 36.11 10.58 32.70 206 267 AVERAGE

Mode	23	
	Band Edge - R	
	U-NII-2C_5.47-5.725_802.11n HT40_CH102_Full_5510MHz	
ANT	6+7	
Pol.	Vertical	Fundamental
Peak	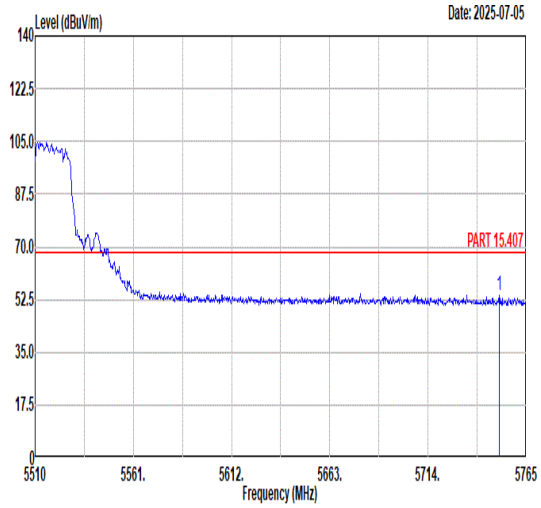 Freq Level Limit Line Margin (dB) Read Level Ant Factor Cable Loss Preamp Factor APos TPos Remark MHz dBuV/m dBuV/m dBuV dB/m dB dB cm deg 1 5750.98 54.13 68.30 -14.17 39.38 36.70 10.85 32.80 206 267 PEAK	Blank

Mode	24	
	Band Edge - L	
	U-NII-2C_5.47-5.725_802.11n HT40_CH134_Full_5670MHz	
ANT	6+7	
Pol.	Horizontal	Fundamental
Peak	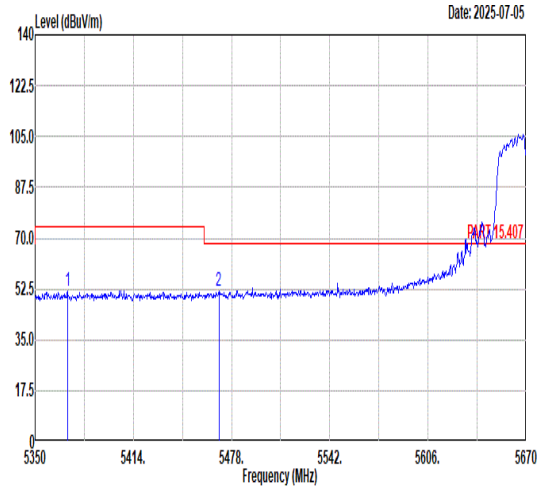 Freq Level Limit Line Margin (dB) Read Level Ant Factor Cable Loss Preamp Factor APos TPos Remark MHz dBuV/m dBuV/m dBuV dB/m dB dB cm deg 1 5371.12 51.72 74.00 -22.28 37.80 36.06 10.53 32.67 215 297 PEAK 2 5469.68 51.91 68.30 -16.39 38.07 35.98 10.55 32.69 215 297 PEAK	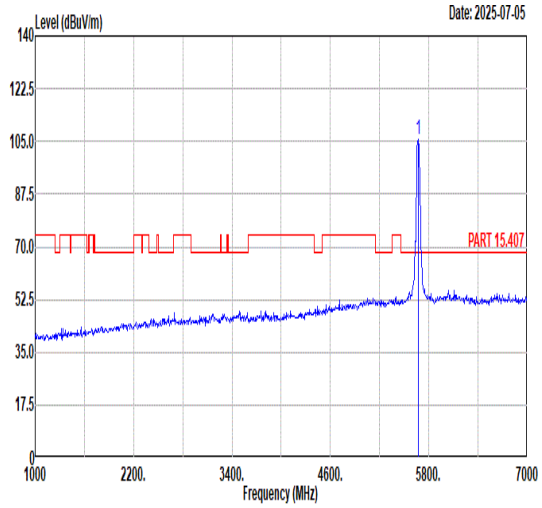 Freq Level Limit Line Margin (dB) Read Level Ant Factor Cable Loss Preamp Factor APos TPos Remark MHz dBuV/m dBuV/m dBuV dB/m dB dB cm deg 1 5670.00 105.70 ------ ------ 91.08 36.54 10.85 32.77 215 297 PEAK
Avg	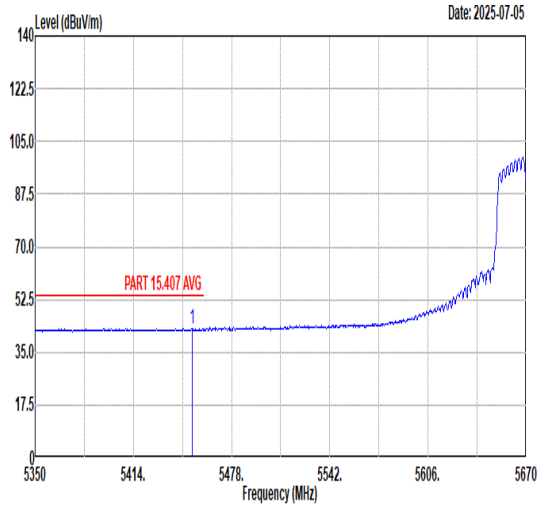 Freq Level Limit Line Margin (dB) Read Level Ant Factor Cable Loss Preamp Factor APos TPos Remark MHz dBuV/m dBuV/m dBuV dB/m dB dB cm deg 1 5452.40 42.91 54.00 -11.09 29.15 35.91 10.54 32.69 215 297 AVERAGE	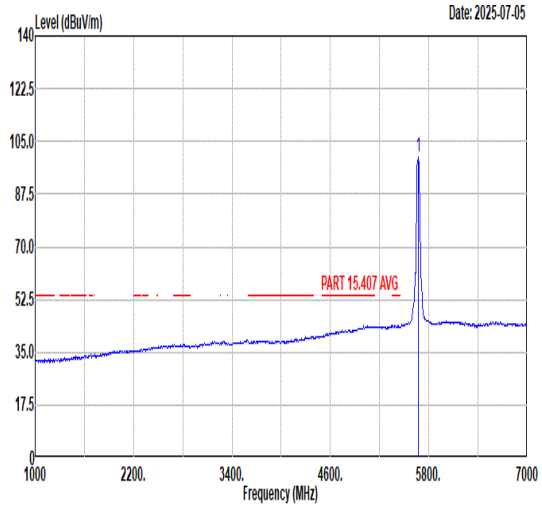 Freq Level Limit Line Margin (dB) Read Level Ant Factor Cable Loss Preamp Factor APos TPos Remark MHz dBuV/m dBuV/m dBuV dB/m dB dB cm deg 1 5670.00 99.70 ------ ------ 85.08 36.54 10.85 32.77 215 297 AVERAGE

Mode	24	
	Band Edge - R	
	U-NII-2C_5.47-5.725_802.11n HT40_CH134_Full_5670MHz	
ANT	6+7	
Pol.	Horizontal	Fundamental
Peak	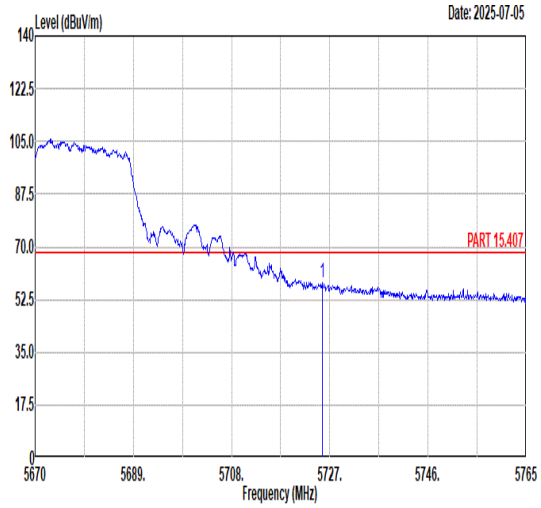 Freq Level Limit Line Margin (dB) Read Level Ant Factor Cable Loss Preamp Factor APos TPos Remark MHz dBuV/m dBuV/m dBuV dB/m dB dB cm deg 1 5725.58 58.15 68.30 -10.15 43.42 36.65 10.87 32.79 215 297 PEAK	Blank

Mode	24	
	Band Edge - L	
	U-NII-2C_5.47-5.725_802.11n HT40_CH134_Full_5670MHz	
ANT	6+7	
Pol.	Vertical	Fundamental
Peak	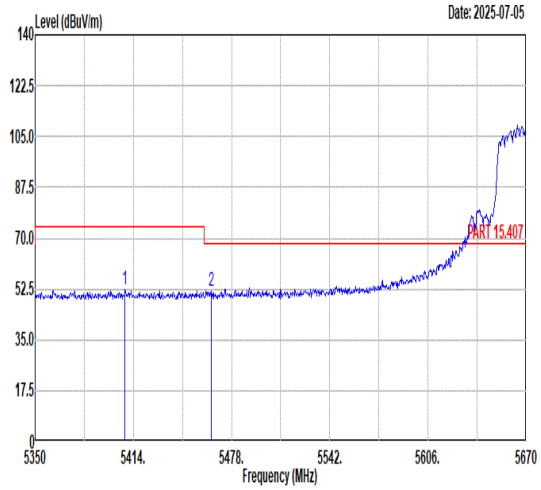 Freq Level Limit Line Margin (dB) Read Level Ant Factor Cable Loss Preamp Factor APos TPos Remark MHz dBuV/m dBuV/m dBuV dB/m dB dB cm deg 1 5408.56 52.28 74.00 -21.72 38.48 35.98 10.50 32.68 205 269 PEAK 2 5464.56 51.72 68.30 -16.58 37.90 35.96 10.55 32.69 205 269 PEAK	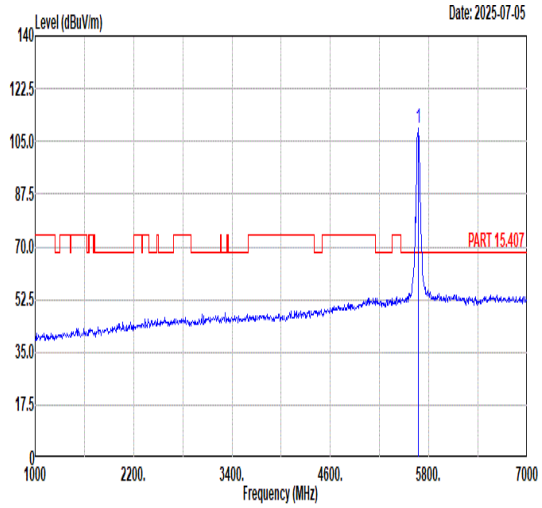 Freq Level Limit Line Margin (dB) Read Level Ant Factor Cable Loss Preamp Factor APos TPos Remark MHz dBuV/m dBuV/m ------ ------ dBuV dB/m dB dB cm deg 1 5670.00 109.50 94.88 36.54 10.85 32.77 205 269 PEAK
Avg	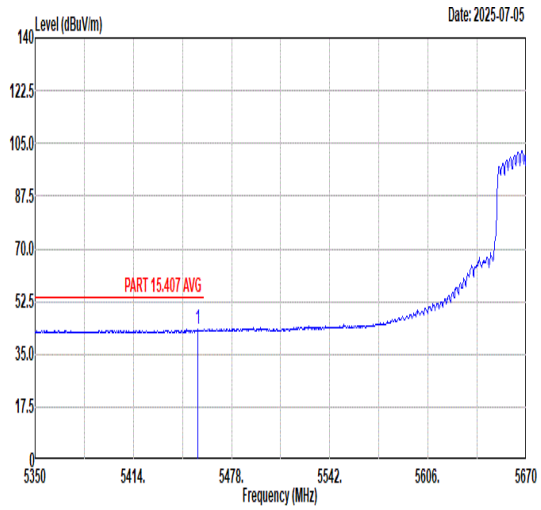 Freq Level Limit Line Margin (dB) Read Level Ant Factor Cable Loss Preamp Factor APos TPos Remark MHz dBuV/m dBuV/m dBuV dB/m dB dB cm deg 1 5455.92 43.27 54.00 -10.73 29.50 35.92 10.54 32.69 205 269 AVERAGE	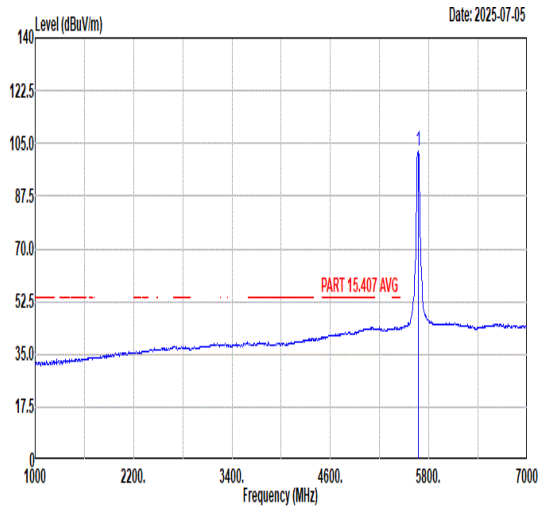 Freq Level Limit Line Margin (dB) Read Level Ant Factor Cable Loss Preamp Factor APos TPos Remark MHz dBuV/m dBuV/m ------ ------ dBuV dB/m dB dB cm deg 1 5670.00 102.46 87.82 36.55 10.86 32.77 205 269 AVERAGE

Mode	24	
	Band Edge - R	
	U-NII-2C_5.47-5.725_802.11n HT40_CH134_Full_5670MHz	
ANT	6+7	
Pol.	Vertical	Fundamental
Peak	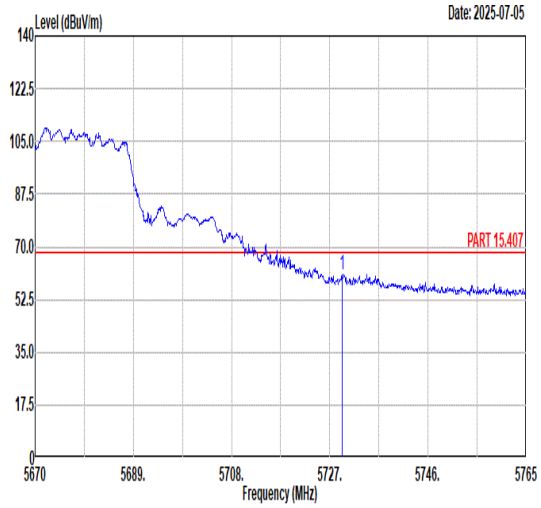 Freq Level Limit Line Margin (dB) Read Level Ant Factor Cable Loss Preamp Factor APos TPos Remark MHz dBuV/m dBuV/m dBuV dB/m dB dB cm deg 1 5729.47 60.87 68.30 -7.43 46.13 36.66 10.87 32.79 205 269 PEAK	Blank

Mode	25	
	Band Edge - L	
	U-NII-1_5.15-5.25_802.11ac VHT80_CH42_Full_5210MHz	
ANT	6+7	
Pol.	Horizontal	Fundamental
Peak	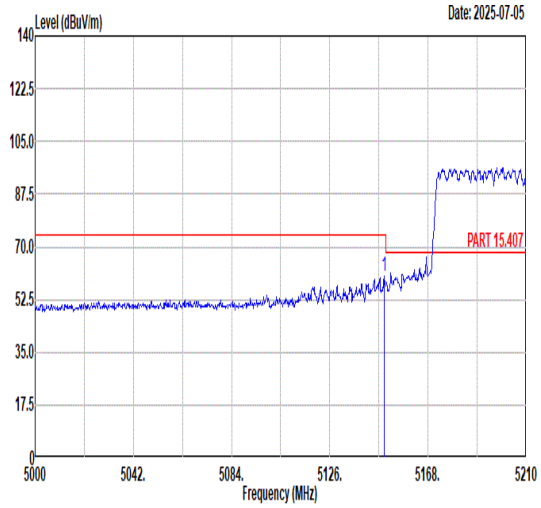 Freq Level Limit Line Margin (dB) Read Level Ant Factor Cable Loss Preamp Factor APos TPos Remark MHz dBuV/m dBuV/m dBuV dB/m dB dB cm deg 1 5149.31 60.33 74.00 -13.67 46.75 35.70 10.51 32.63 214 28 PEAK	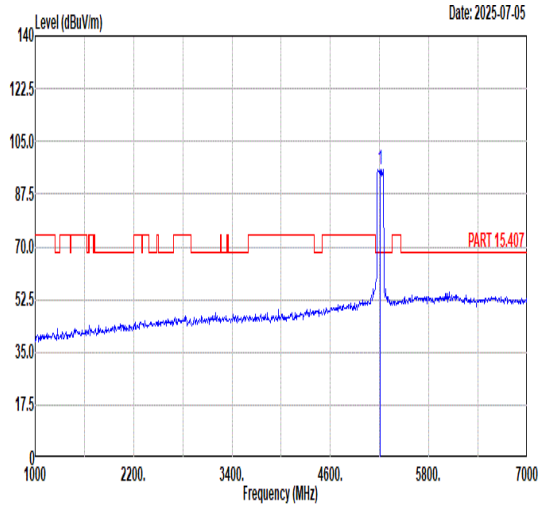 Freq Level Limit Line Margin (dB) Read Level Ant Factor Cable Loss Preamp Factor APos TPos Remark MHz dBuV/m dBuV/m dBuV dB/m dB dB cm deg 1 5210.00 95.83 ------ ------ 82.21 35.80 10.46 32.64 214 28 PEAK
Avg	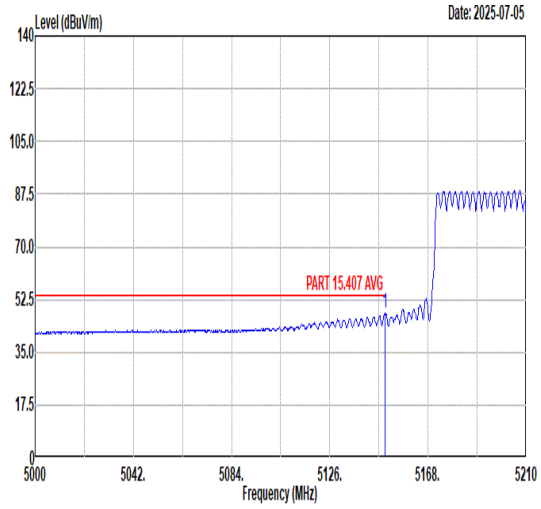 Freq Level Limit Line Margin (dB) Read Level Ant Factor Cable Loss Preamp Factor APos TPos Remark MHz dBuV/m dBuV/m dBuV dB/m dB dB cm deg 1 5149.52 48.16 54.00 -5.84 34.58 35.70 10.51 32.63 214 28 AVERAGE	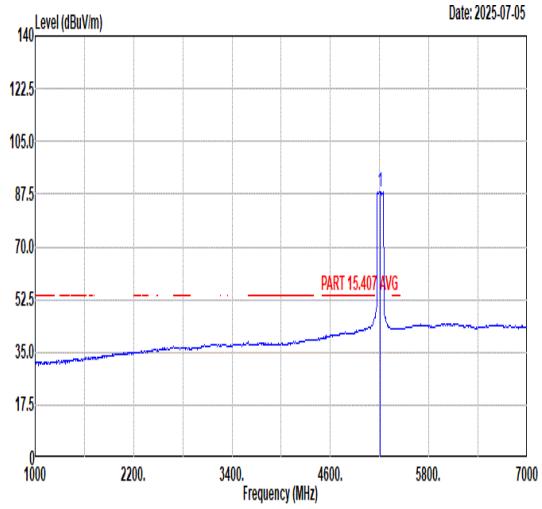 Freq Level Limit Line Margin (dB) Read Level Ant Factor Cable Loss Preamp Factor APos TPos Remark MHz dBuV/m dBuV/m dBuV dB/m dB dB cm deg 1 5210.00 88.28 ------ ------ 74.69 35.80 10.43 32.64 214 28 AVERAGE

Mode	25	
	Band Edge - R	
	U-NII-1_5.15-5.25_802.11ac VHT80_CH42_Full_5210MHz	
ANT	6+7	
Pol.	Horizontal	Fundamental
Peak	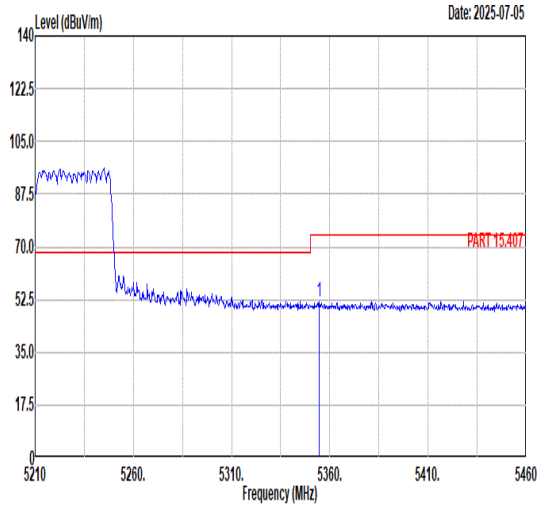 Freq Level Limit Line Margin (dB) Read Level Ant Factor Cable Loss Preamp Factor APos TPos Remark MHz dBuV/m dBuV/m dBuV dB/m dB dB cm deg 1 5354.75 51.89 74.00 -22.11 37.92 36.09 10.55 32.67 214 28 PEAK	Blank
Avg	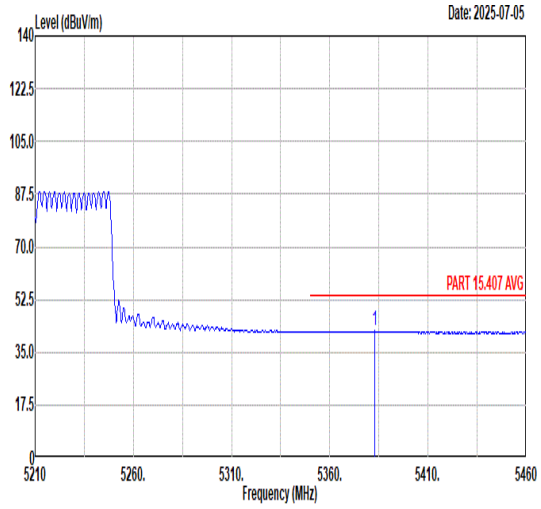 Freq Level Limit Line Margin (dB) Read Level Ant Factor Cable Loss Preamp Factor APos TPos Remark MHz dBuV/m dBuV/m dBuV dB/m dB dB cm deg 1 5382.75 42.09 54.00 -11.91 28.22 36.03 10.52 32.68 214 28 AVERAGE	Blank

Mode	25	
	Band Edge - L	
	U-NII-1_5.15-5.25_802.11ac VHT80_CH42_Full_5210MHz	
ANT	6+7	
Pol.	Vertical	Fundamental
Peak	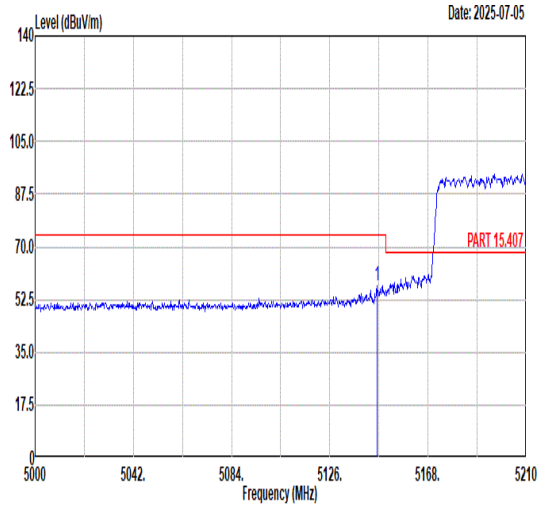 Freq Level Limit Line Margin (dB) Read Level Ant Factor Cable Loss Preamp Factor APos TPos Remark MHz dBuV/m dBuV/m dBuV dB/m dB dB cm deg 1 5146.37 57.27 74.00 -16.73 43.67 35.71 10.52 32.63 212 265 PEAK	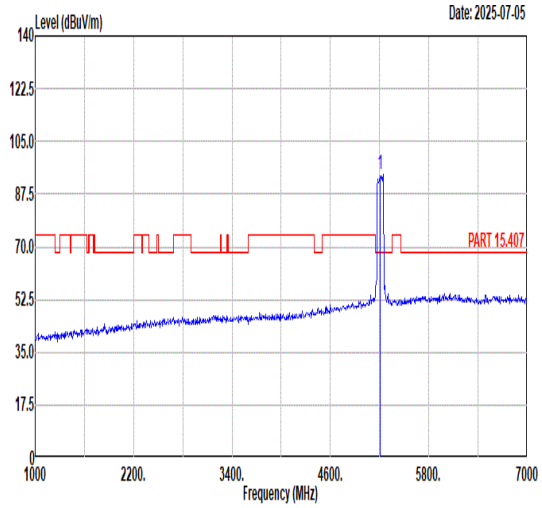 Freq Level Limit Line Margin (dB) Read Level Ant Factor Cable Loss Preamp Factor APos TPos Remark MHz dBuV/m dBuV/m dBuV dB/m dB dB cm deg 1 5210.00 93.87 ------ ------ 80.23 35.80 10.49 32.65 212 265 PEAK
Avg	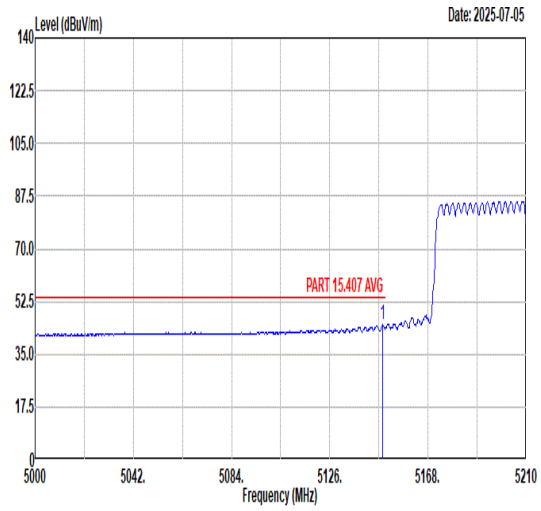 Freq Level Limit Line Margin (dB) Read Level Ant Factor Cable Loss Preamp Factor APos TPos Remark MHz dBuV/m dBuV/m dBuV dB/m dB dB cm deg 1 5148.47 44.79 54.00 -9.21 31.21 35.70 10.51 32.63 212 265 AVERAGE	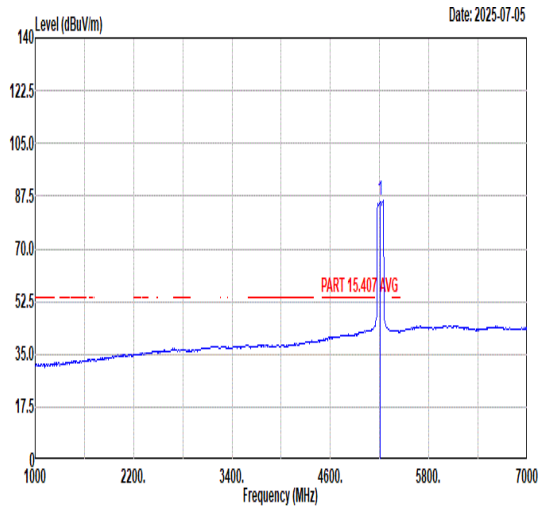 Freq Level Limit Line Margin (dB) Read Level Ant Factor Cable Loss Preamp Factor APos TPos Remark MHz dBuV/m dBuV/m dBuV dB/m dB dB cm deg 1 5210.00 85.98 ------ ------ 72.34 35.80 10.49 32.65 212 265 AVERAGE

Mode	25	
	Band Edge - R	
	U-NII-1_5.15-5.25_802.11ac VHT80_CH42_Full_5210MHz	
ANT	6+7	
Pol.	Vertical	Fundamental
Peak	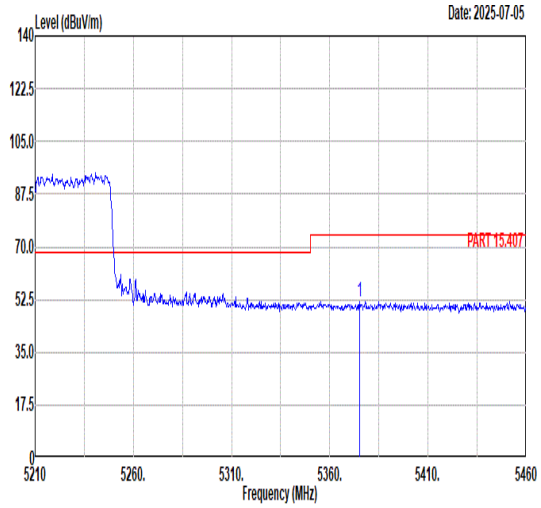 Freq Level Limit Line Margin (dB) Read Level Ant Factor Cable Loss Preamp Factor APos TPos Remark MHz dBuV/m dBuV/m dBuV dB/m dB dB cm deg 1 5375.25 51.80 74.00 -22.20 37.90 36.05 10.53 32.68 212 265 PEAK	Blank
Avg	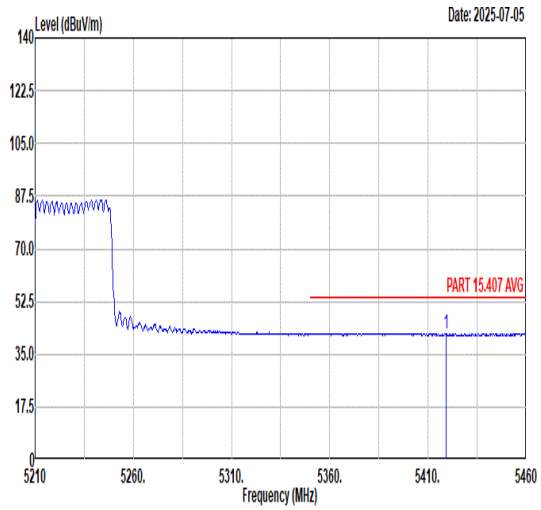 Freq Level Limit Line Margin (dB) Read Level Ant Factor Cable Loss Preamp Factor APos TPos Remark MHz dBuV/m dBuV/m dBuV dB/m dB dB cm deg 1 5419.25 41.92 54.00 -12.08 28.13 35.96 10.51 32.68 212 265 AVERAGE	Blank

Mode	26	
	Band Edge - L	
	U-NII-2A_5.25-5.35_802.11ac VHT80_CH58_Full_5290MHz	
ANT	6+7	
Pol.	Horizontal	Fundamental
Peak	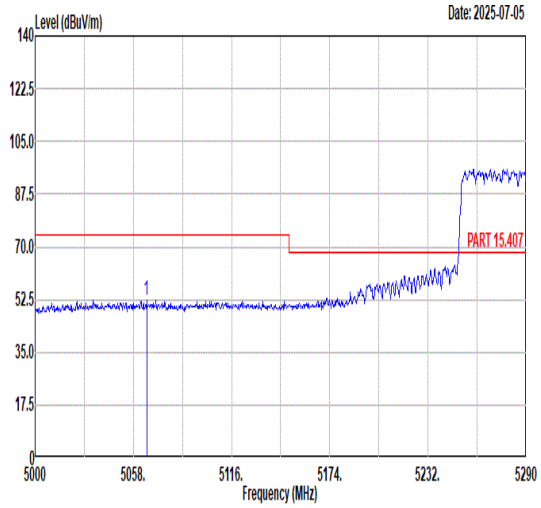 Freq Level Limit Line Margin (dB) Read Level Ant Factor Cable Loss Preamp Factor APos TPos Remark MHz dBuV/m dBuV/m dBuV dB/m dB dB cm deg 1 5065.83 52.35 74.00 -21.65 38.62 35.80 10.54 32.61 210 27 PEAK	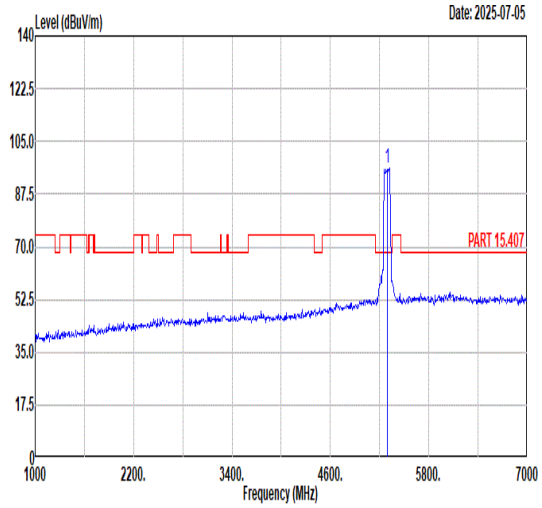 Freq Level Limit Line Margin (dB) Read Level Ant Factor Cable Loss Preamp Factor APos TPos Remark MHz dBuV/m dBuV/m dBuV dB/m dB dB cm deg 1 5290.00 96.19 ------ ------ 82.35 35.92 10.58 32.66 210 27 PEAK
Avg	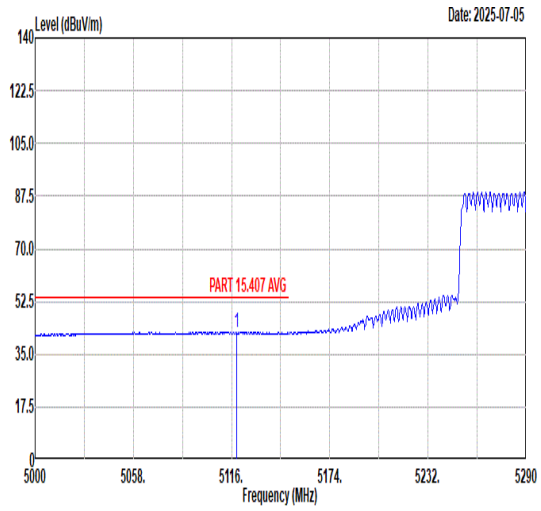 Freq Level Limit Line Margin (dB) Read Level Ant Factor Cable Loss Preamp Factor APos TPos Remark MHz dBuV/m dBuV/m dBuV dB/m dB dB cm deg 1 5118.90 42.37 54.00 -11.63 28.66 35.76 10.57 32.62 210 27 AVERAGE	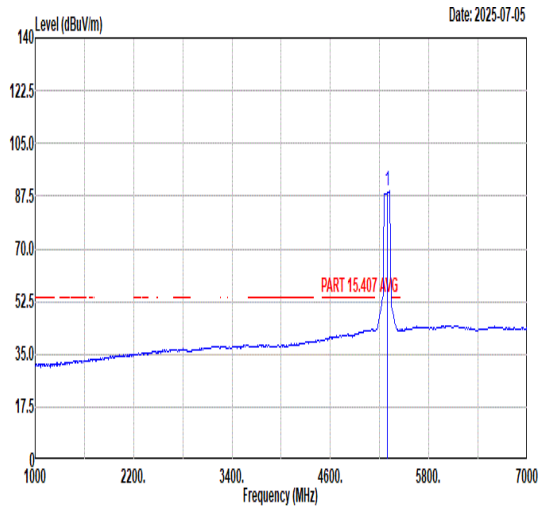 Freq Level Limit Line Margin (dB) Read Level Ant Factor Cable Loss Preamp Factor APos TPos Remark MHz dBuV/m dBuV/m dBuV dB/m dB dB cm deg 1 5290.00 89.04 ------ ------ 75.20 35.92 10.58 32.66 210 27 AVERAGE

Mode	26	
	Band Edge - R	
	U-NII-2A_5.25-5.35_802.11ac VHT80_CH58_Full_5290MHz	
ANT	6+7	
Pol.	Horizontal	Fundamental
Peak	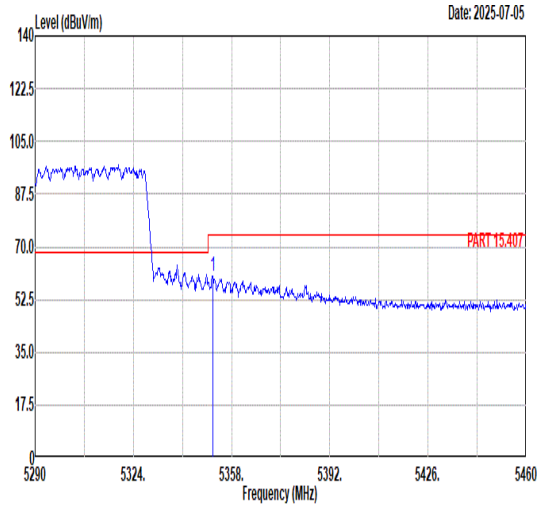 Freq Level Limit Line Margin (dB) Read Level Ant Factor Cable Loss Preamp Factor APos TPos Remark MHz dBuV/m dBuV/m dBuV dB/m dB dB cm deg 1 5351.54 60.15 74.00 -13.85 46.17 36.10 10.55 32.67 210 27 PEAK	Blank
Avg	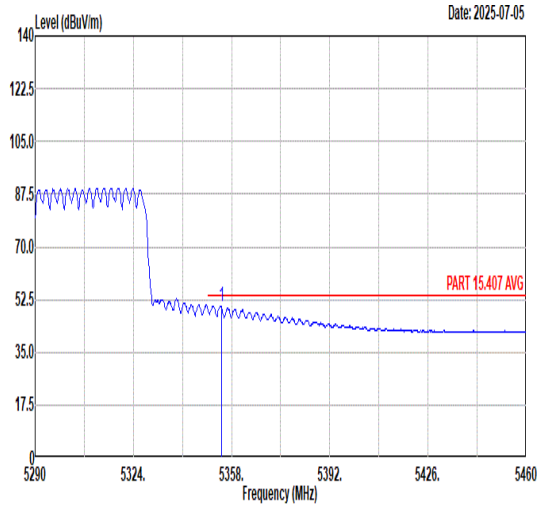 Freq Level Limit Line Margin (dB) Read Level Ant Factor Cable Loss Preamp Factor APos TPos Remark MHz dBuV/m dBuV/m dBuV dB/m dB dB cm deg 1 5354.43 50.22 54.00 -3.78 36.25 36.09 10.55 32.67 210 27 AVERAGE	Blank

Mode	26	
	Band Edge - L	
	U-NII-2A_5.25-5.35_802.11ac VHT80_CH58_Full_5290MHz	
ANT	6+7	
Pol.	Vertical	Fundamental
Peak	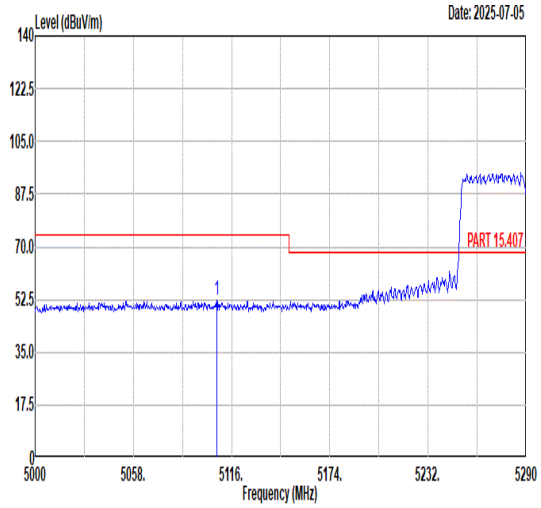 Freq Level Limit Line Margin (dB) Read Level Ant Factor Cable Loss Preamp Factor APos TPos Remark MHz dBuV/m dBuV/m dBuV dB/m dB dB cm deg 1 5107.30 52.26 74.00 -21.74 38.49 35.79 10.60 32.62 206 256 PEAK	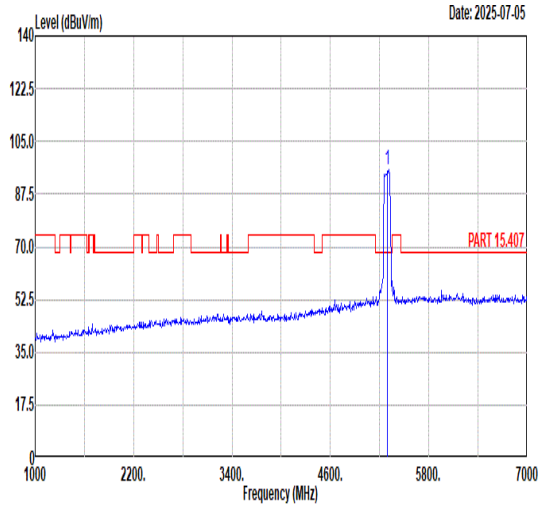 Freq Level Limit Line Margin (dB) Read Level Ant Factor Cable Loss Preamp Factor APos TPos Remark MHz dBuV/m dBuV/m dBuV dB/m dB dB cm deg 1 5290.00 95.70 ------ ------ 81.89 35.88 10.59 32.66 206 256 PEAK
Avg	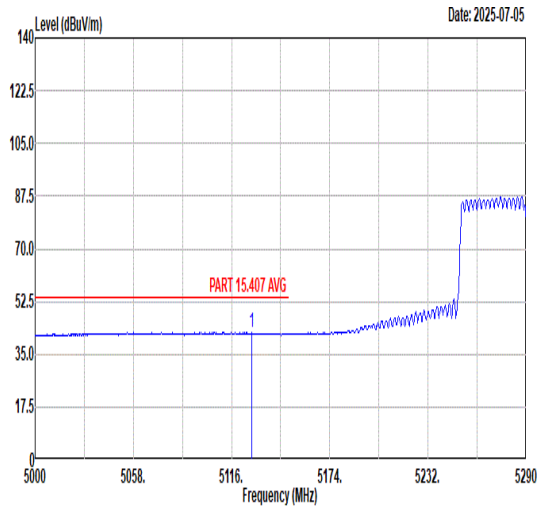 Freq Level Limit Line Margin (dB) Read Level Ant Factor Cable Loss Preamp Factor APos TPos Remark MHz dBuV/m dBuV/m dBuV dB/m dB dB cm deg 1 5127.89 42.17 54.00 -11.83 28.50 35.74 10.56 32.63 206 256 AVERAGE	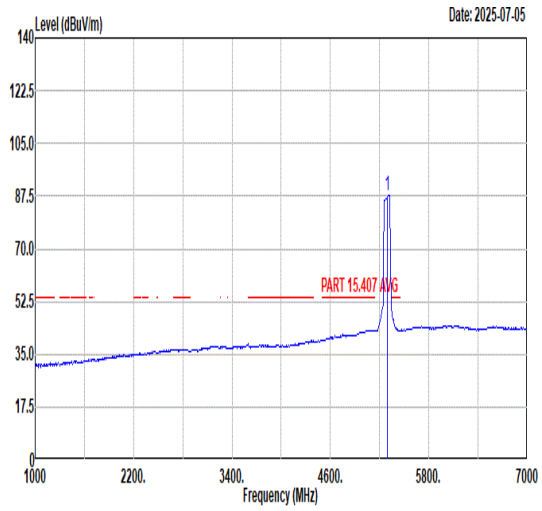 Freq Level Limit Line Margin (dB) Read Level Ant Factor Cable Loss Preamp Factor APos TPos Remark MHz dBuV/m dBuV/m dBuV dB/m dB dB cm deg 1 5290.00 87.77 ------ ------ 73.99 35.85 10.59 32.66 206 256 AVERAGE

Mode	26	
	Band Edge - R	
	U-NII-2A_5.25-5.35_802.11ac VHT80_CH58_Full_5290MHz	
ANT	6+7	
Pol.	Vertical	Fundamental
Peak	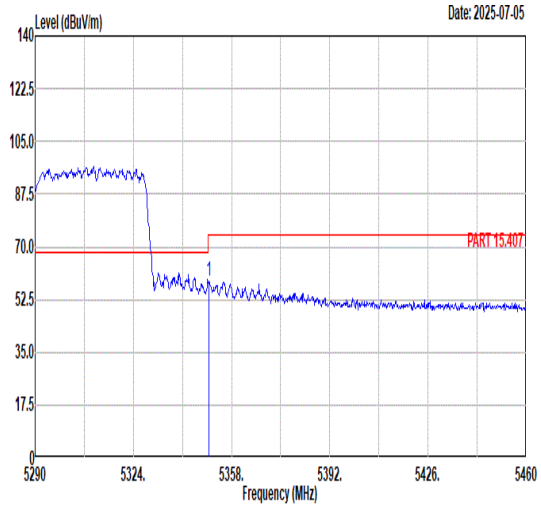 Freq Level Limit Line Margin (dB) Read Level Ant Factor Cable Loss Preamp Factor APos TPos Remark MHz dBuV/m dBuV/m dBuV dB/m dB dB cm deg 1 5350.18 58.44 74.00 -15.56 44.46 36.10 10.55 32.67 206 256 PEAK	Blank
Avg	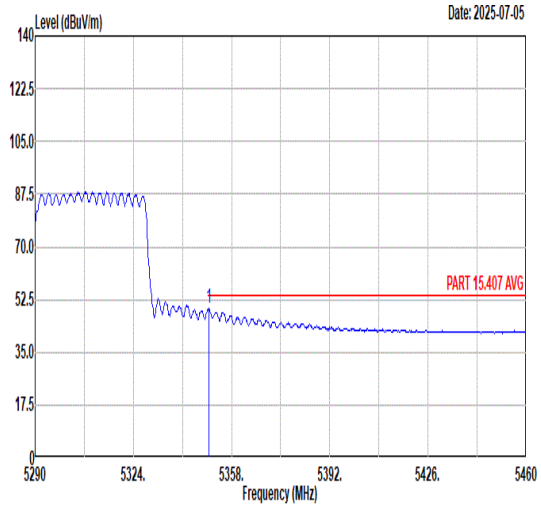 Freq Level Limit Line Margin (dB) Read Level Ant Factor Cable Loss Preamp Factor APos TPos Remark MHz dBuV/m dBuV/m dBuV dB/m dB dB cm deg 1 5350.18 49.41 54.00 -4.59 35.43 36.10 10.55 32.67 206 256 AVERAGE	Blank

Mode	27	
	Band Edge - L	
	U-NII-2C_5.47-5.725_802.11ac VHT80_CH106_Full_5530MHz	
ANT	6+7	
Pol.	Horizontal	Fundamental
Peak	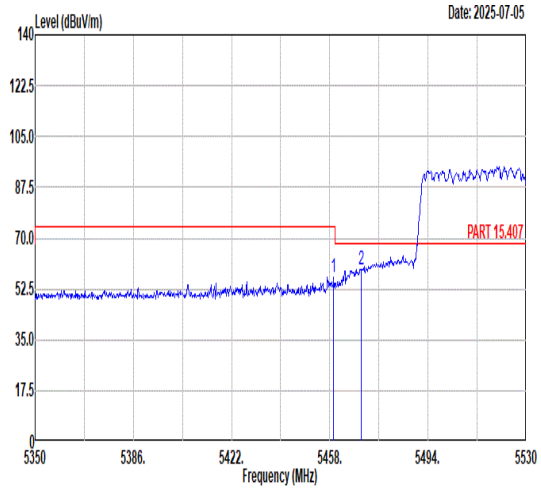 Freq Level Limit Line Margin (dB) Read Level Ant Factor Cable Loss Preamp Factor APos TPos Remark MHz dBuV/m dBuV/m dBuV dB/m dB dB cm deg 1 5459.44 56.75 74.00 -17.25 42.96 35.94 10.54 32.69 204 70 PEAK 2 5469.52 59.33 68.30 -8.97 45.49 35.98 10.55 32.69 204 70 PEAK	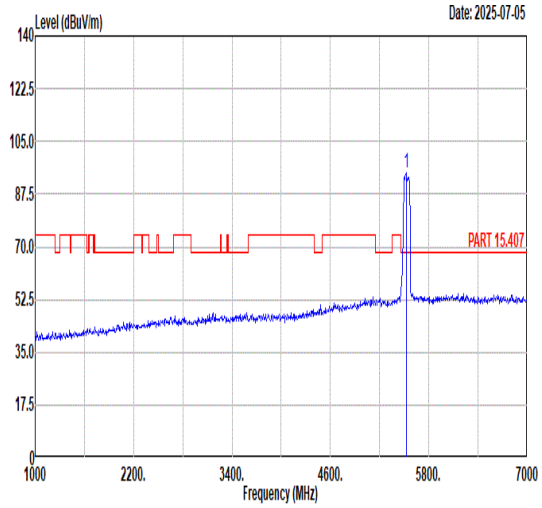 Freq Level Limit Line Margin (dB) Read Level Ant Factor Cable Loss Preamp Factor APos TPos Remark MHz dBuV/m dBuV/m dBuV dB/m dB dB cm deg 1 5530.00 94.39 ------ ------ 80.35 36.15 10.60 32.71 204 70 PEAK
Avg	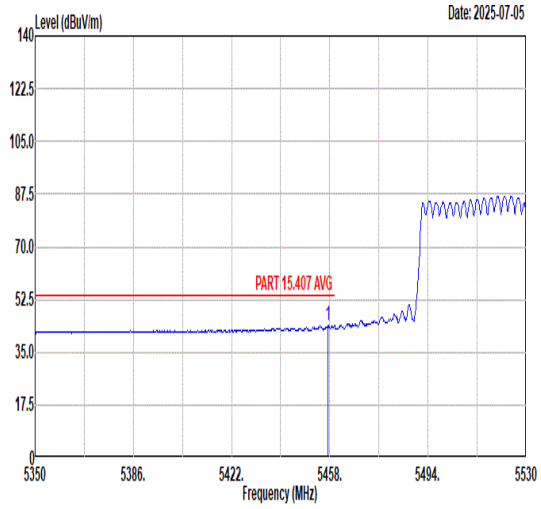 Freq Level Limit Line Margin (dB) Read Level Ant Factor Cable Loss Preamp Factor APos TPos Remark MHz dBuV/m dBuV/m dBuV dB/m dB dB cm deg 1 5457.28 43.91 54.00 -10.09 30.13 35.93 10.54 32.69 204 70 AVERAGE	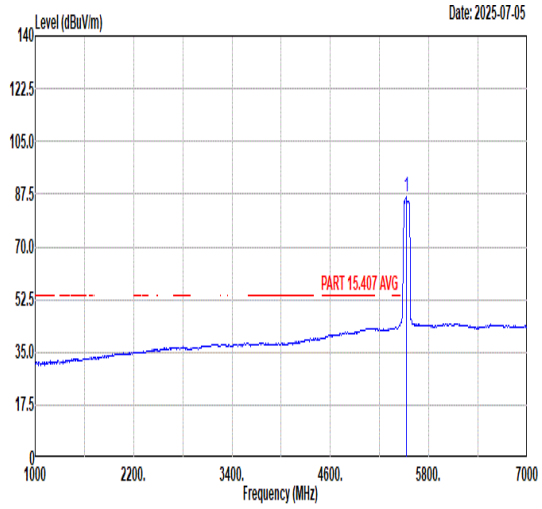 Freq Level Limit Line Margin (dB) Read Level Ant Factor Cable Loss Preamp Factor APos TPos Remark MHz dBuV/m dBuV/m dBuV dB/m dB dB cm deg 1 5530.00 86.47 ------ ------ 72.43 36.15 10.60 32.71 204 70 AVERAGE

Mode	27	
	Band Edge - R	
	U-NII-2C_5.47-5.725_802.11ac VHT80_CH106_Full_5530MHz	
ANT	6+7	
Pol.	Horizontal	Fundamental
Peak	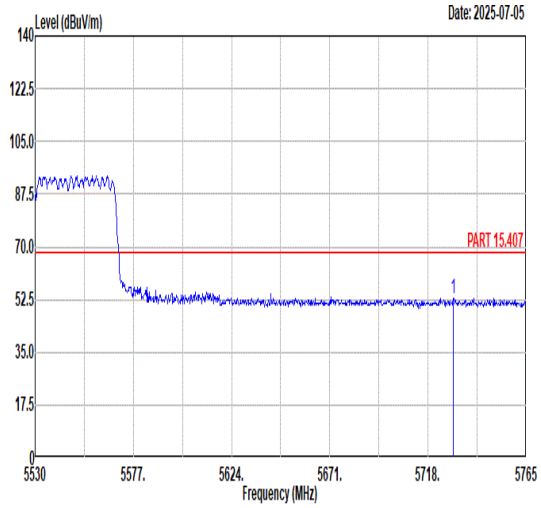 Freq Level Limit Line Margin (dB) Read Level Ant Factor Cable Loss Preamp Factor APos TPos Remark MHz dBuV/m dBuV/m dBuV dB/m dB dB cm deg 1 5730.22 52.95 68.30 -15.35 38.21 36.66 10.87 32.79 204 70 PEAK	Blank

Mode	27	
	Band Edge - L	
	U-NII-2C_5.47-5.725_802.11ac VHT80_CH106_Full_5530MHz	
ANT	6+7	
Pol.	Vertical	Fundamental
Peak	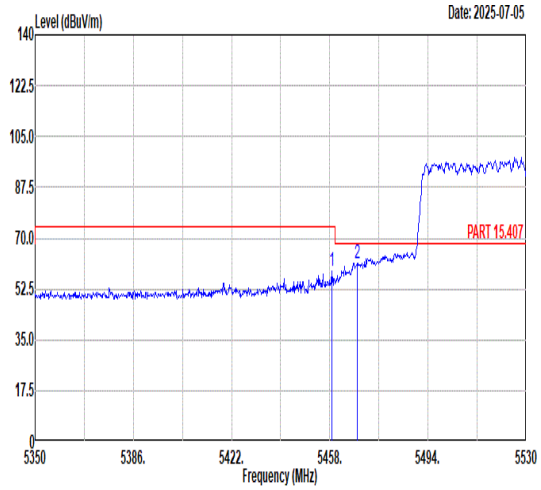 Freq Level Limit Line Margin (dB) Read Level Ant Factor Cable Loss Preamp Factor APos TPos Remark MHz dBuV/m dBuV/m dBuV dB/m dB dB cm deg 1 5458.90 58.50 74.00 -15.50 44.71 35.94 10.54 32.69 215 266 PEAK 2 5468.08 61.52 68.30 -6.78 47.69 35.97 10.55 32.69 215 266 PEAK	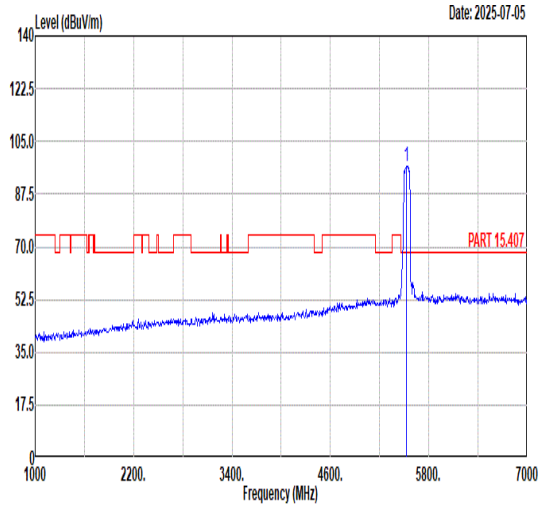 Freq Level Limit Line Margin (dB) Read Level Ant Factor Cable Loss Preamp Factor APos TPos Remark MHz dBuV/m dBuV/m ------ dBuV dB/m dB dB cm deg 1 5530.00 96.71 ------ 82.60 36.20 10.63 32.72 215 266 PEAK
Avg	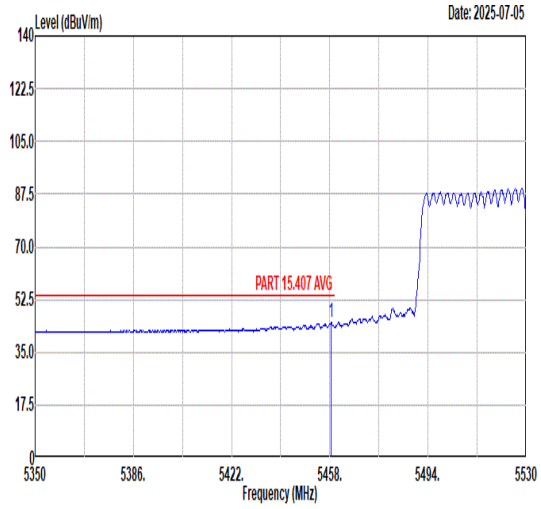 Freq Level Limit Line Margin (dB) Read Level Ant Factor Cable Loss Preamp Factor APos TPos Remark MHz dBuV/m dBuV/m dBuV dB/m dB dB cm deg 1 5458.36 44.94 54.00 -9.06 31.16 35.93 10.54 32.69 215 266 AVERAGE	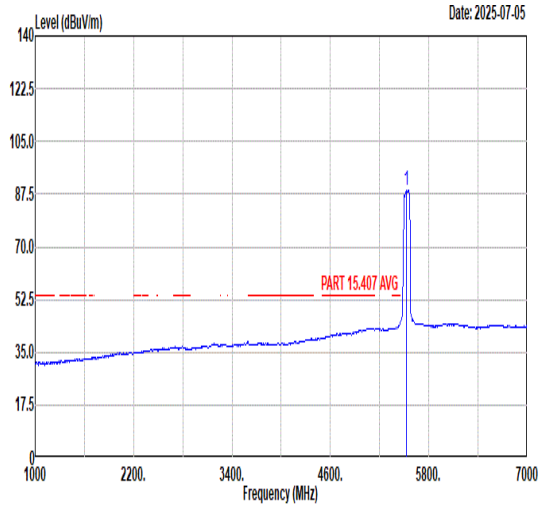 Freq Level Limit Line Margin (dB) Read Level Ant Factor Cable Loss Preamp Factor APos TPos Remark MHz dBuV/m dBuV/m ------ dBuV dB/m dB dB cm deg 1 5530.00 88.67 ------ 74.63 36.15 10.60 32.71 215 266 AVERAGE

Mode	27	
	Band Edge - R	
	U-NII-2C_5.47-5.725_802.11ac VHT80_CH106_Full_5530MHz	
ANT	6+7	
Pol.	Vertical	Fundamental
Peak	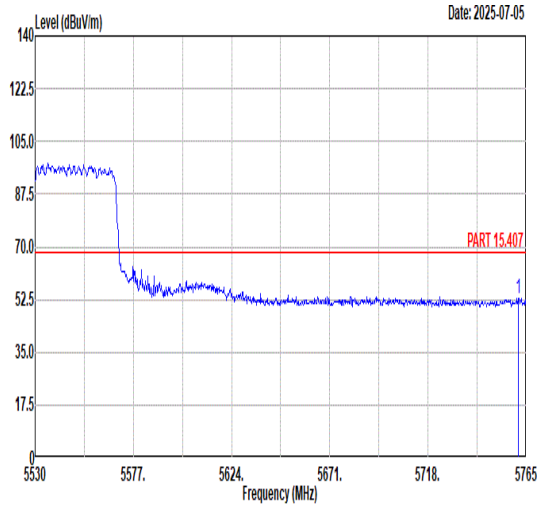 Freq Level Limit Line Margin (dB) Read Level Ant Factor Cable Loss Preamp Factor APos TPos Remark MHz dBuV/m dBuV/m dBuV dB/m dB dB cm deg 1 5761.24 53.02 68.30 -15.28 38.29 36.68 10.85 32.80 215 266 PEAK	Blank

Mode	28	
	Band Edge - L	
	U-NII-2C_5.47-5.725_802.11ac VHT80_CH122_Full_5610MHz	
ANT	6+7	
Pol.	Horizontal	Fundamental
Peak	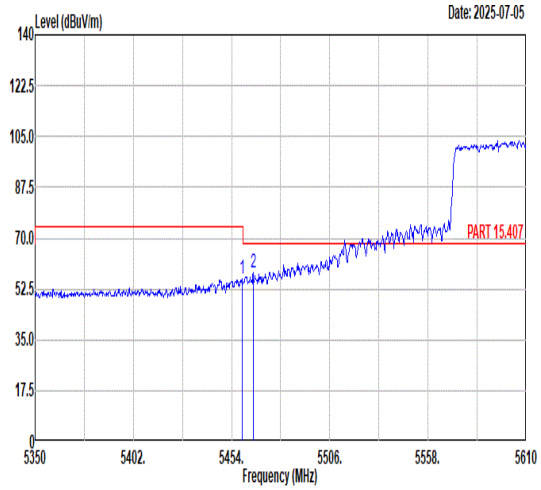 Freq Level Limit Line Margin (dB) Read Level Ant Factor Cable Loss Preamp Factor APos TPos Remark MHz dBuV/m dBuV/m dBuV dB/m dB dB cm deg 1 5459.46 55.93 74.00 -18.07 42.14 35.94 10.54 32.69 100 295 PEAK 2 5465.44 57.90 68.30 -10.40 44.08 35.96 10.55 32.69 100 295 PEAK	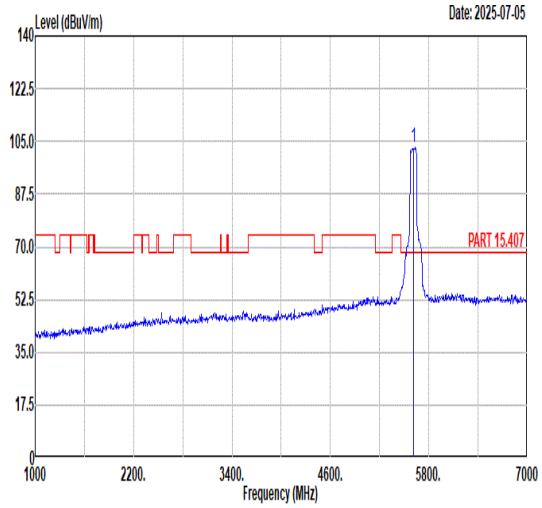 Freq Level Limit Line Margin (dB) Read Level Ant Factor Cable Loss Preamp Factor APos TPos Remark MHz dBuV/m dBuV/m dBuV dB/m dB dB cm deg 1 5610.00 102.77 ------ ------ 88.32 36.43 10.77 32.75 100 295 PEAK
Avg	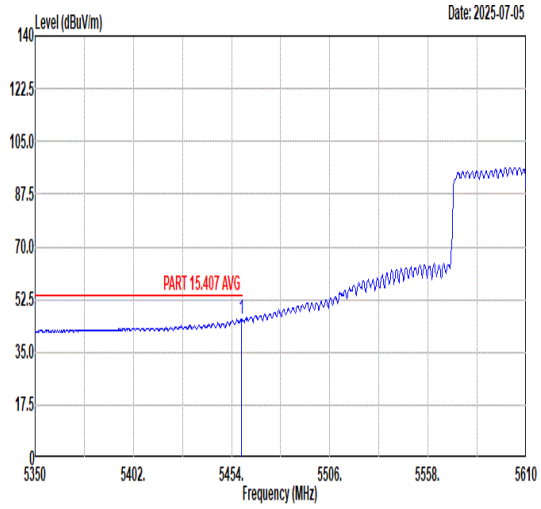 Freq Level Limit Line Margin (dB) Read Level Ant Factor Cable Loss Preamp Factor APos TPos Remark MHz dBuV/m dBuV/m dBuV dB/m dB dB cm deg 1 5459.20 45.98 54.00 -8.02 32.19 35.94 10.54 32.69 100 295 AVERAGE	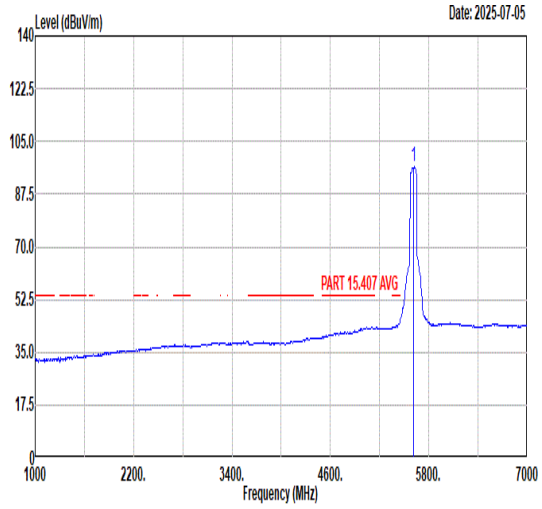 Freq Level Limit Line Margin (dB) Read Level Ant Factor Cable Loss Preamp Factor APos TPos Remark MHz dBuV/m dBuV/m dBuV dB/m dB dB cm deg 1 5610.00 96.53 ------ ------ 82.13 36.40 10.75 32.75 100 295 AVERAGE

Mode	28	
	Band Edge - R	
	U-NII-2C_5.47-5.725_802.11ac VHT80_CH122_Full_5610MHz	
ANT	6+7	
Pol.	Horizontal	Fundamental
Peak	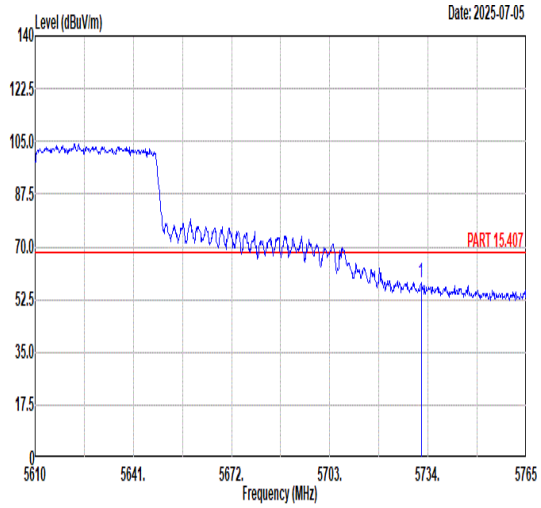 Freq Level Limit Line Margin (dB) Read Level Ant Factor Cable Loss Preamp Factor APos TPos Remark MHz dBuV/m dBuV/m dBuV dB/m dB dB cm deg 1 5731.83 58.18 68.30 -10.12 43.44 36.66 10.87 32.79 100 295 PEAK	Blank

Mode	28	
	Band Edge - L	
	U-NII-2C_5.47-5.725_802.11ac VHT80_CH122_Full_5610MHz	
ANT	6+7	
Pol.	Vertical	Fundamental
Peak	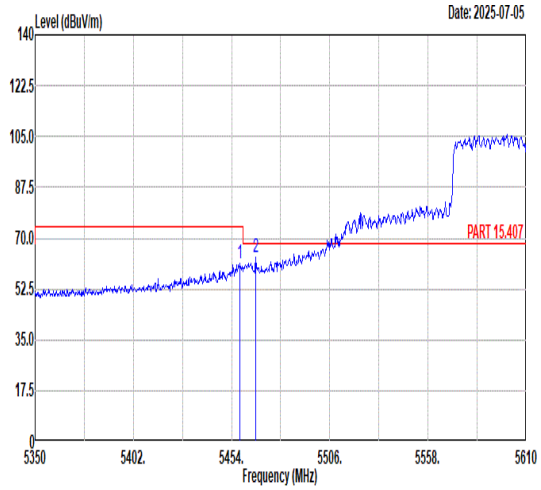 Freq Level Limit Line Margin (dB) Read Level Ant Factor Cable Loss Preamp Factor APos TPos Remark MHz dBuV/m dBuV/m dBuV dB/m dB dB cm deg 1 5458.42 61.12 74.00 -12.88 47.34 35.93 10.54 32.69 213 264 PEAK 2 5466.74 63.56 68.30 -4.74 49.73 35.97 10.55 32.69 213 264 PEAK	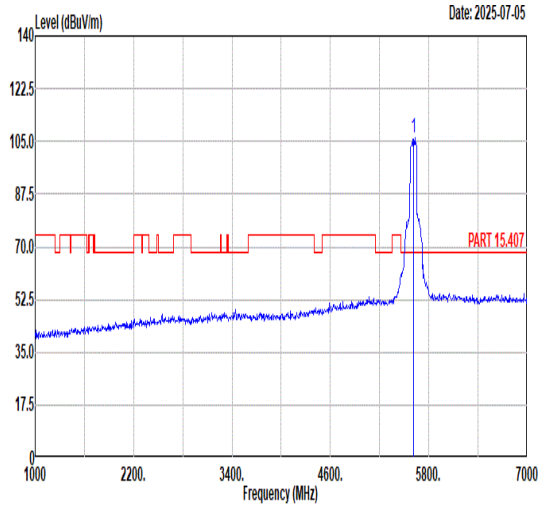 Freq Level Limit Line Margin (dB) Read Level Ant Factor Cable Loss Preamp Factor APos TPos Remark MHz dBuV/m dBuV/m dBuV dB/m dB dB cm deg 1 5610.00 106.03 ------ ------ 91.58 36.43 10.77 32.75 213 264 PEAK
Avg	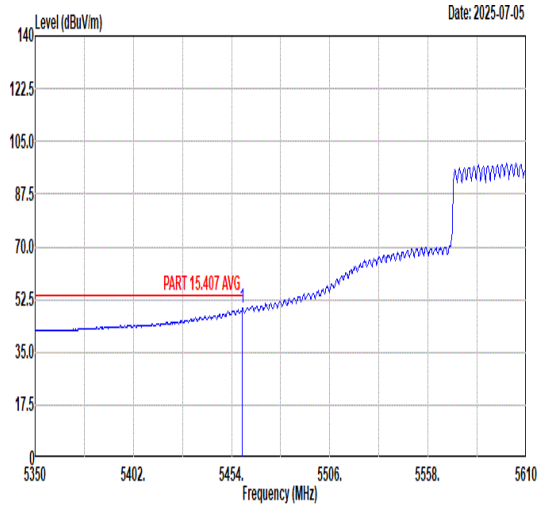 Freq Level Limit Line Margin (dB) Read Level Ant Factor Cable Loss Preamp Factor APos TPos Remark MHz dBuV/m dBuV/m dBuV dB/m dB dB cm deg 1 5459.72 49.65 54.00 -4.35 35.86 35.94 10.54 32.69 213 264 AVERAGE	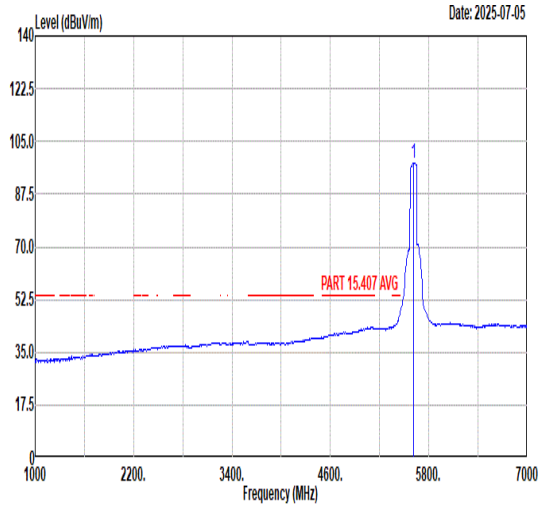 Freq Level Limit Line Margin (dB) Read Level Ant Factor Cable Loss Preamp Factor APos TPos Remark MHz dBuV/m dBuV/m dBuV dB/m dB dB cm deg 1 5610.00 97.82 ------ ------ 83.48 36.36 10.73 32.75 213 264 AVERAGE

Mode	28	
	Band Edge - R	
	U-NII-2C_5.47-5.725_802.11ac VHT80_CH122_Full_5610MHz	
ANT	6+7	
Pol.	Vertical	Fundamental
Peak	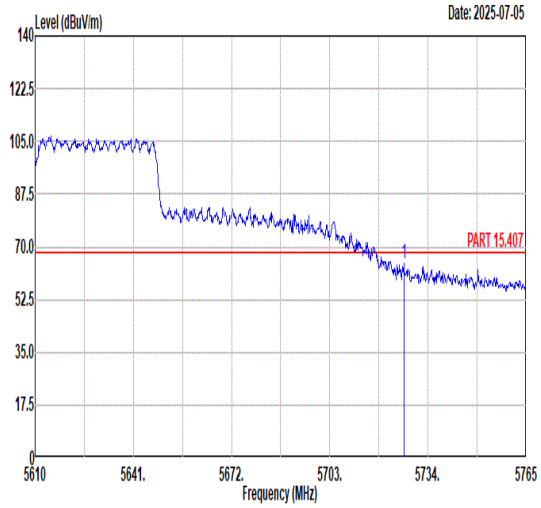 Freq Level Limit Line Margin (dB) Read Level Ant Factor Cable Loss Preamp Factor APos TPos Remark MHz dBuV/m dBuV/m dBuV dB/m dB dB cm deg 1 5726.41 64.26 68.30 -4.04 49.53 36.65 10.87 32.79 213 264 PEAK	Blank

Mode	29	
	Band Edge	
	U-NII-1_5.15-5.25_802.11ax HE20_CH36_Full_5180MHz	
ANT	6+7	
Pol.	Horizontal	Fundamental
Peak	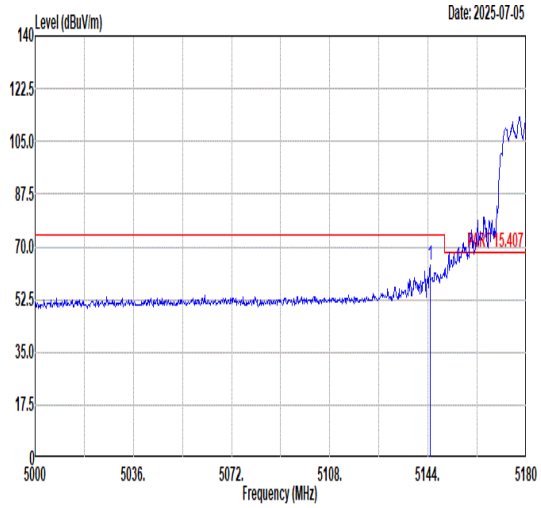 Freq Level Limit Line Margin (dB) Read Level Ant Factor Cable Loss Preamp Factor APos TPos Remark MHz dBuV/m dBuV/m dBuV dB/m dB dB cm deg 1 5144.72 63.99 74.00 -10.01 50.39 35.71 10.52 32.63 200 28 PEAK	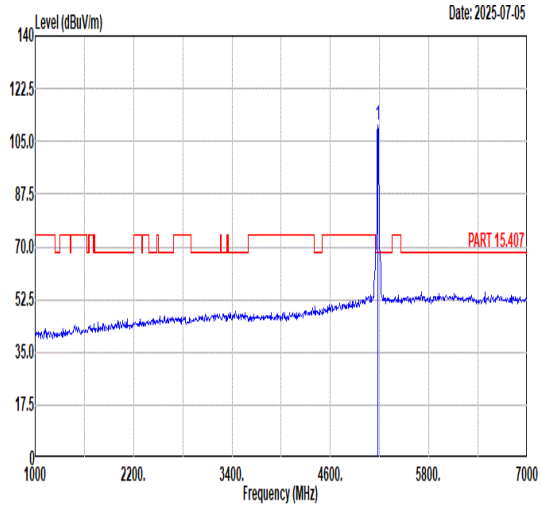 Freq Level Limit Line Margin (dB) Read Level Ant Factor Cable Loss Preamp Factor APos TPos Remark MHz dBuV/m dBuV/m dBuV dB/m dB dB cm deg 1 5180.00 110.60 ------ ------ 97.03 35.75 10.46 32.64 200 28 PEAK
Avg	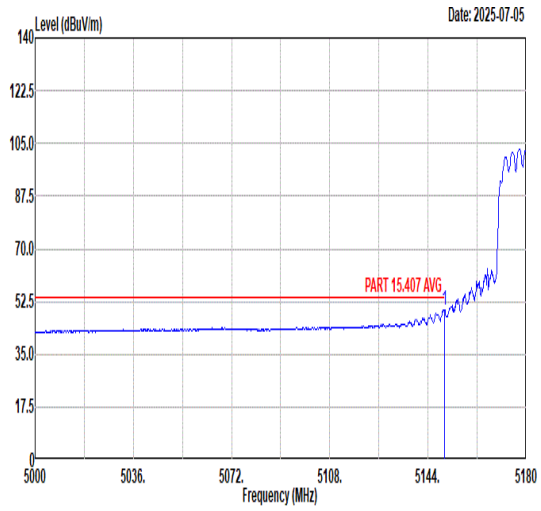 Freq Level Limit Line Margin (dB) Read Level Ant Factor Cable Loss Preamp Factor APos TPos Remark MHz dBuV/m dBuV/m dBuV dB/m dB dB cm deg 1 5149.94 49.91 54.00 -4.09 36.33 35.70 10.51 32.63 200 28 AVERAGE	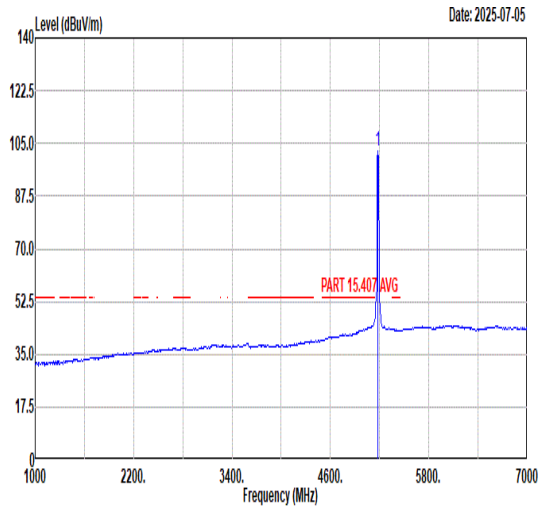 Freq Level Limit Line Margin (dB) Read Level Ant Factor Cable Loss Preamp Factor APos TPos Remark MHz dBuV/m dBuV/m dBuV dB/m dB dB cm deg 1 5180.00 102.36 ------ ------ 88.79 35.75 10.46 32.64 200 28 AVERAGE

Mode	29	
	Band Edge	
	U-NII-1_5.15-5.25_802.11ax HE20_CH36_Full_5180MHz	
ANT	6+7	
Pol.	Vertical	Fundamental
Peak	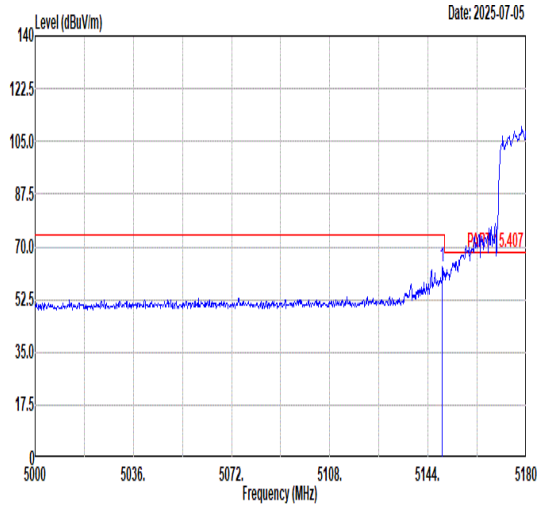 Freq Level Limit Line Margin (dB) Read Level Ant Factor Cable Loss Preamp Factor APos TPos Remark MHz dBuV/m dBuV/m dBuV dB/m dB dB cm deg 1 5149.22 63.27 74.00 -10.73 49.69 35.70 10.51 32.63 225 264 PEAK	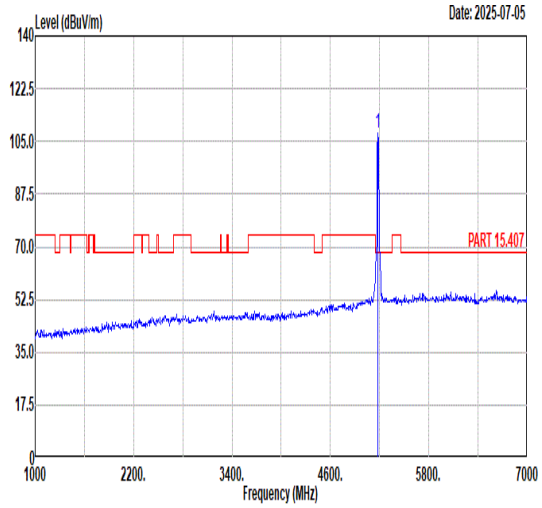 Freq Level Limit Line Margin (dB) Read Level Ant Factor Cable Loss Preamp Factor APos TPos Remark MHz dBuV/m dBuV/m dBuV dB/m dB dB cm deg 1 5180.00 107.59 ------ ------ 94.03 35.76 10.44 32.64 225 264 PEAK
Avg	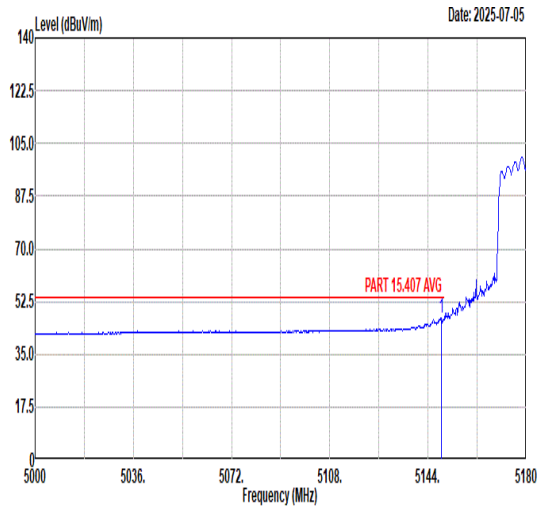 Freq Level Limit Line Margin (dB) Read Level Ant Factor Cable Loss Preamp Factor APos TPos Remark MHz dBuV/m dBuV/m dBuV dB/m dB dB cm deg 1 5148.86 47.06 54.00 -6.94 33.48 35.70 10.51 32.63 225 264 AVERAGE	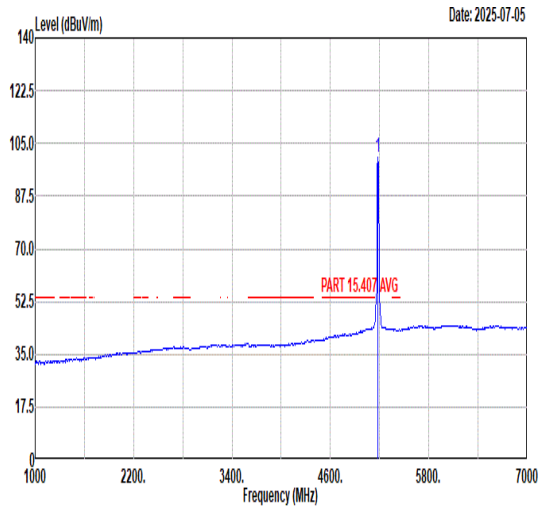 Freq Level Limit Line Margin (dB) Read Level Ant Factor Cable Loss Preamp Factor APos TPos Remark MHz dBuV/m dBuV/m dBuV dB/m dB dB cm deg 1 5180.00 100.44 ------ ------ 86.88 35.76 10.44 32.64 225 264 AVERAGE

Mode	29	
	Harmonic	
	U-NII-1_5.15-5.25_802.11ax HE20_CH36_Full_5180MHz	
ANT	6+7	
Pol.	Horizontal	Vertical
Peak Avg	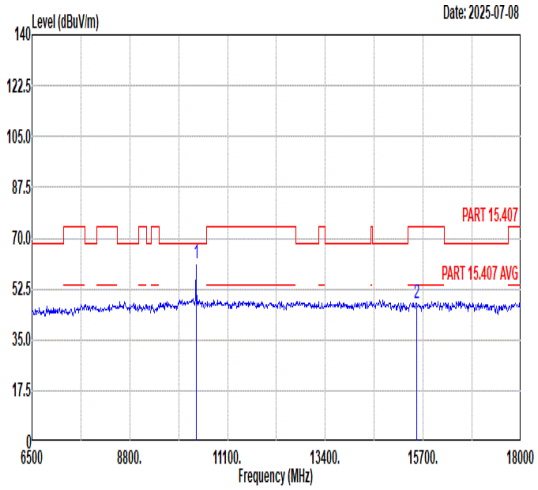 Freq Level Limit Line Margin Read Level Ant Factor Cable Loss Preamp Factor APos TPos Remark MHz dBuV/m dBuV/m dB dBuV dB/m dB dB cm deg 1 10360.00 61.39 68.30 -6.91 60.13 38.10 14.59 51.43 100 232 Peak 2 15540.00 47.44 74.00 -26.56 41.86 40.60 17.17 52.19 --- --- Peak	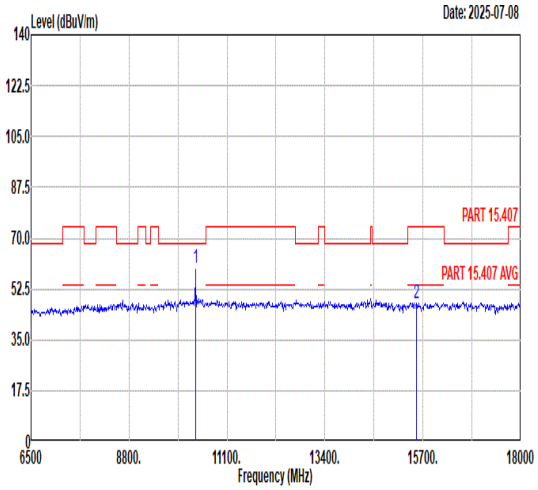 Freq Level Limit Line Margin Read Level Ant Factor Cable Loss Preamp Factor APos TPos Remark MHz dBuV/m dBuV/m dB dBuV dB/m dB dB cm deg 1 10360.00 59.83 68.30 -8.47 58.57 38.10 14.59 51.43 100 303 Peak 2 15540.00 47.46 74.00 -26.54 41.88 40.60 17.17 52.19 --- --- Peak

Mode	30	
	Harmonic	
	U-NII-1_5.15-5.25_802.11ax HE20_CH44_Full_5220MHz	
ANT	6+7	
Pol.	Horizontal	Vertical
Peak Avg	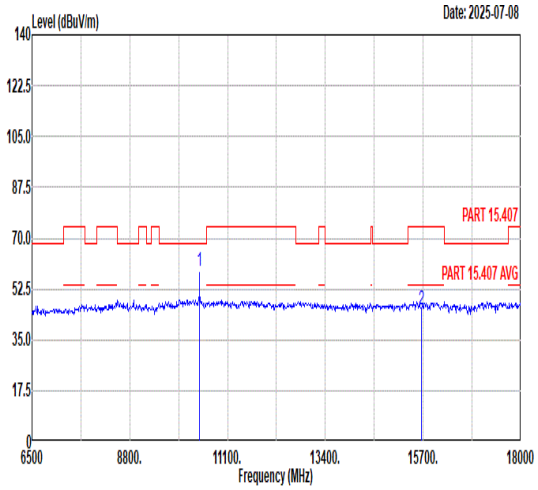 Freq Level Limit Line Margin Read Level Ant Factor Cable Loss Preamp Factor APos TPos Remark MHz dBuV/m dBuV/m dB dBuV dB/m dB dB cm deg 1 10440.00 58.79 68.30 -9.51 57.47 38.14 14.59 51.41 100 237 Peak 2 15660.00 45.48 74.00 -28.52 40.14 40.60 17.19 52.45 --- --- Peak	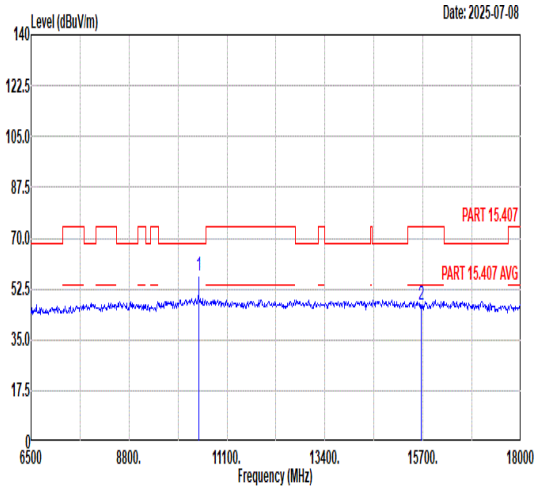 Freq Level Limit Line Margin Read Level Ant Factor Cable Loss Preamp Factor APos TPos Remark MHz dBuV/m dBuV/m dB dBuV dB/m dB dB cm deg 1 10440.00 57.00 68.30 -11.30 55.68 38.14 14.59 51.41 100 300 Peak 2 15660.00 47.10 74.00 -26.90 41.76 40.60 17.19 52.45 --- --- Peak

Mode	31	
	Band Edge - L	
	U-NII-1_5.15-5.25_802.11ax HE20_CH48_Full_5240MHz	
ANT	6+7	
Pol.	Horizontal	Fundamental
Peak	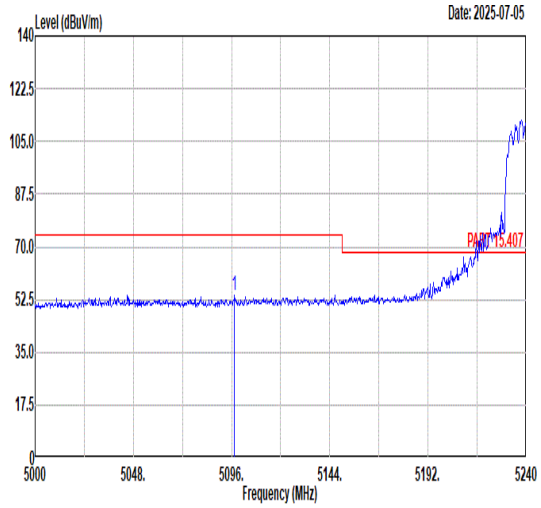 Freq Level Limit Line Margin (dB) Read Level Ant Factor Cable Loss Preamp Factor APos TPos Remark 1 5097.44 53.76 74.00 -20.24 39.96 35.80 10.62 32.62 219 28 PEAK	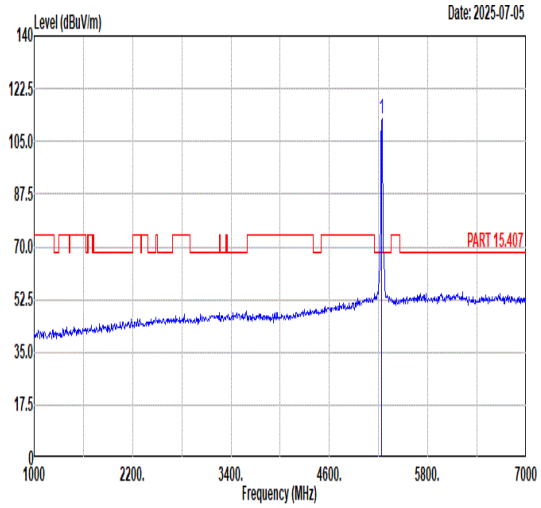 Freq Level Limit Line Margin (dB) Read Level Ant Factor Cable Loss Preamp Factor APos TPos Remark 1 5240.00 112.36 ------ ------ 98.72 35.80 10.49 32.65 219 28 PEAK
Avg	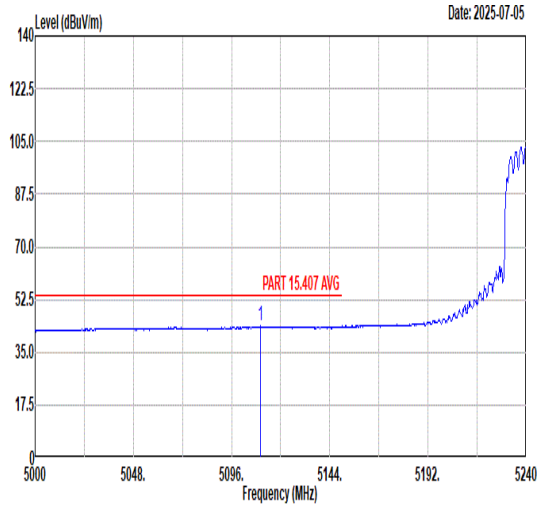 Freq Level Limit Line Margin (dB) Read Level Ant Factor Cable Loss Preamp Factor APos TPos Remark 1 5110.16 43.62 54.00 -10.38 29.87 35.78 10.59 32.62 219 28 AVERAGE	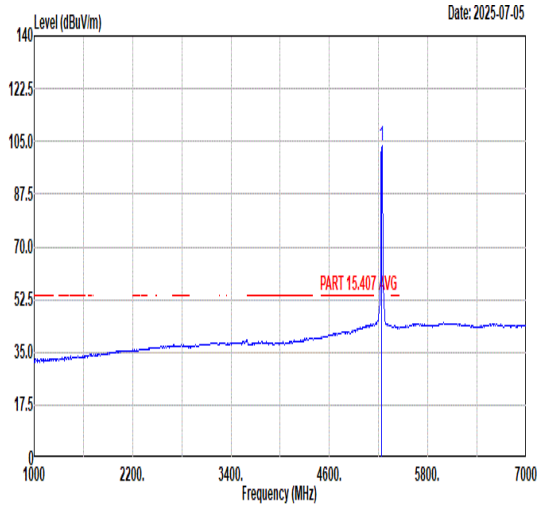 Freq Level Limit Line Margin (dB) Read Level Ant Factor Cable Loss Preamp Factor APos TPos Remark 1 5240.00 103.47 ------ ------ 89.83 35.80 10.49 32.65 219 28 AVERAGE

Mode	31	
	Band Edge - R	
	U-NII-1_5.15-5.25_802.11ax HE20_CH48_Full_5240MHz	
ANT	6+7	
Pol.	Horizontal	Fundamental
Peak	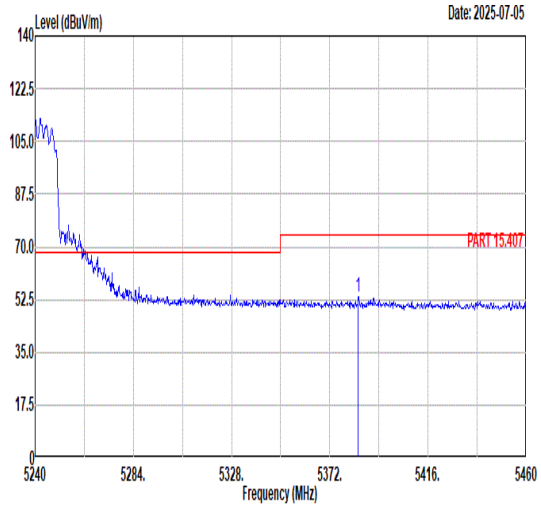 Freq Level Limit Line Margin (dB) Read Level Ant Factor Cable Loss Preamp Factor APos TPos Remark MHz dBuV/m dBuV/m dBuV dB/m dB dB cm deg 1 5384.76 53.48 74.00 -20.52 39.61 36.03 10.52 32.68 219 28 PEAK	Blank
Avg	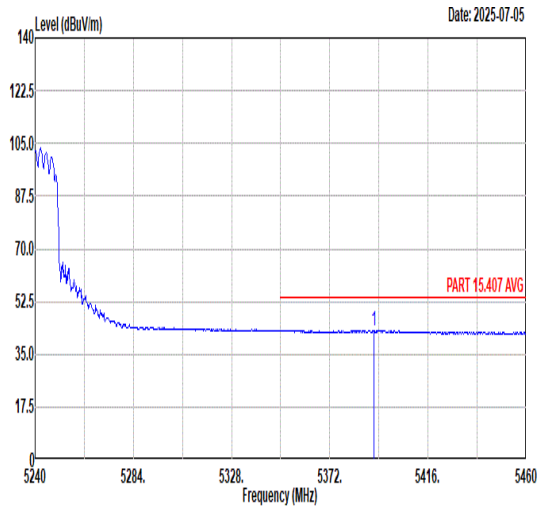 Freq Level Limit Line Margin (dB) Read Level Ant Factor Cable Loss Preamp Factor APos TPos Remark MHz dBuV/m dBuV/m dBuV dB/m dB dB cm deg 1 5391.80 43.01 54.00 -10.99 29.16 36.02 10.51 32.68 219 28 AVERAGE	Blank

Mode	31	
	Band Edge - L	
	U-NII-1_5.15-5.25_802.11ax HE20_CH48_Full_5240MHz	
ANT	6+7	
Pol.	Vertical	Fundamental
Peak	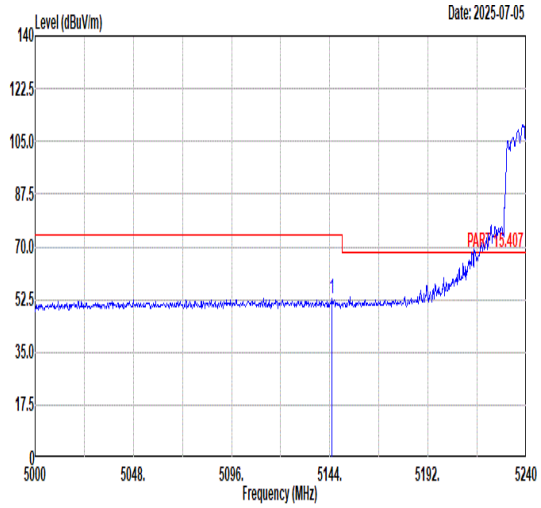 Freq Level Limit Line Margin (dB) Read Level Ant Factor Cable Loss Preamp Factor APos TPos Remark MHz dBuV/m dBuV/m dBuV dB/m dB dB cm deg 1 5145.20 52.83 74.00 -21.17 39.23 35.71 10.52 32.63 231 264 PEAK	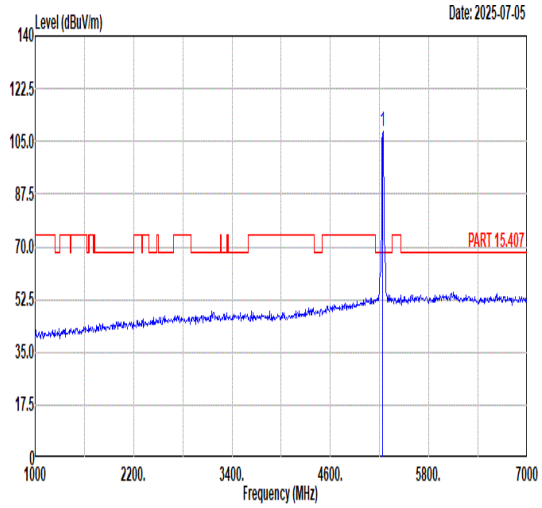 Freq Level Limit Line Margin (dB) Read Level Ant Factor Cable Loss Preamp Factor APos TPos Remark MHz dBuV/m dBuV/m dBuV dB/m dB dB cm deg 1 5240.00 108.17 ------ ------ 94.53 35.80 10.49 32.65 231 264 PEAK
Avg	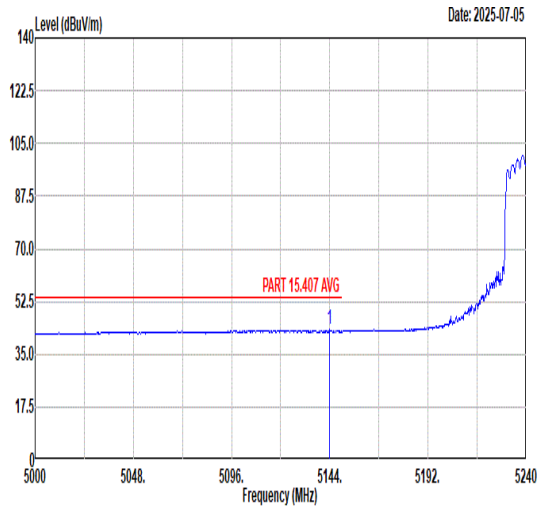 Freq Level Limit Line Margin (dB) Read Level Ant Factor Cable Loss Preamp Factor APos TPos Remark MHz dBuV/m dBuV/m dBuV dB/m dB dB cm deg 1 5144.00 43.11 54.00 -10.89 29.51 35.71 10.52 32.63 231 264 AVERAGE	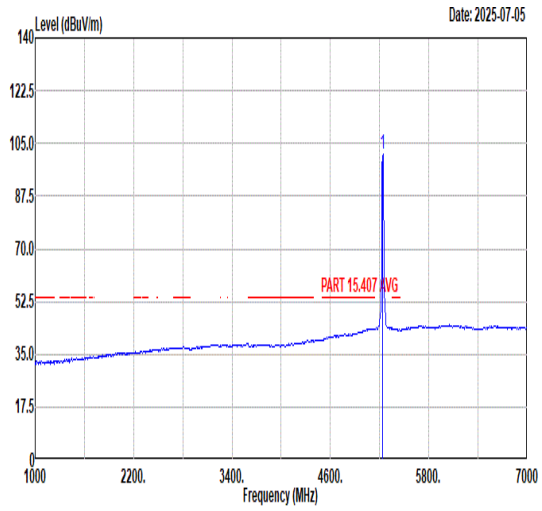 Freq Level Limit Line Margin (dB) Read Level Ant Factor Cable Loss Preamp Factor APos TPos Remark MHz dBuV/m dBuV/m dBuV dB/m dB dB cm deg 1 5240.00 101.36 ------ ------ 87.72 35.80 10.49 32.65 231 264 AVERAGE

Mode	31	
	Band Edge - R	
	U-NII-1_5.15-5.25_802.11ax HE20_CH48_Full_5240MHz	
ANT	6+7	
Pol.	Vertical	Fundamental
Peak	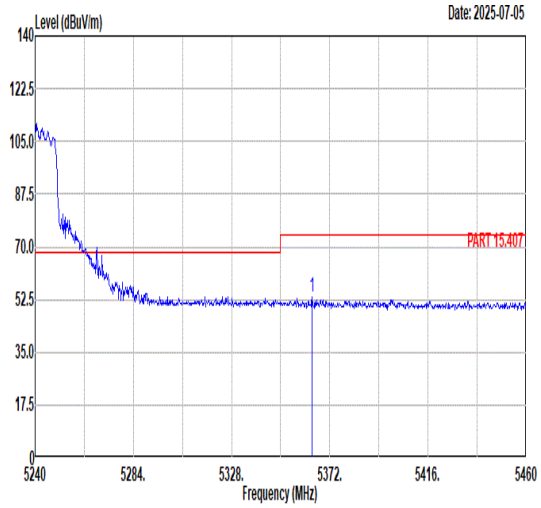 Freq Level Limit Line Margin (dB) Read Level Ant Factor Cable Loss Preamp Factor APos TPos Remark MHz dBuV/m dBuV/m dBuV dB/m dB dB cm deg 1 5364.08 53.15 74.00 -20.85 39.21 36.07 10.54 32.67 231 264 PEAK	Blank
Avg	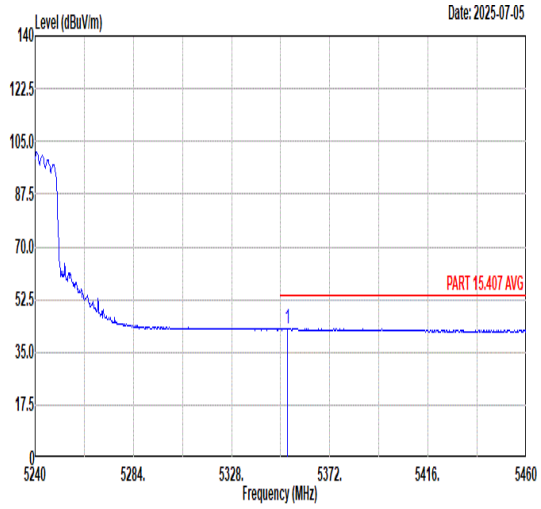 Freq Level Limit Line Margin (dB) Read Level Ant Factor Cable Loss Preamp Factor APos TPos Remark MHz dBuV/m dBuV/m dBuV dB/m dB dB cm deg 1 5352.86 42.83 54.00 -11.17 28.86 36.09 10.55 32.67 231 264 AVERAGE	Blank

Mode	31	
	Harmonic	
	U-NII-1_5.15-5.25_802.11ax HE20_CH48_Full_5240MHz	
ANT	6+7	
Pol.	Horizontal	Vertical
Peak Avg	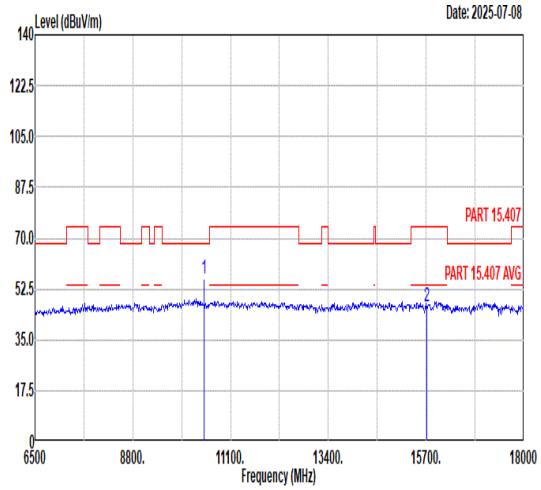 Freq Level Limit Line Margin Read Level Ant Factor Cable Loss Preamp Factor APos TPos Remark MHz dBuV/m dBuV/m dB dBuV dB/m dB dB cm deg 1 10480.00 55.94 68.30 -12.36 54.57 38.18 14.59 51.40 100 234 Peak 2 15720.00 46.55 74.00 -27.45 41.32 40.62 17.19 52.58 --- --- Peak	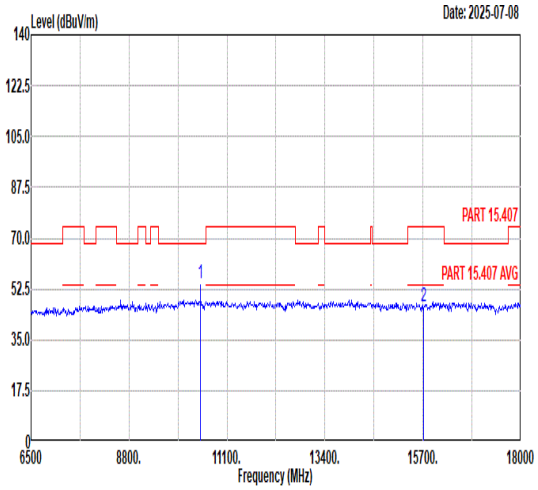 Freq Level Limit Line Margin Read Level Ant Factor Cable Loss Preamp Factor APos TPos Remark MHz dBuV/m dBuV/m dB dBuV dB/m dB dB cm deg 1 10480.00 54.24 68.30 -14.06 52.87 38.18 14.59 51.40 100 303 Peak 2 15720.00 46.75 74.00 -27.25 41.52 40.62 17.19 52.58 --- --- Peak

Mode	32	
	Band Edge - L	
	U-NII-2A_5.25-5.35_802.11ax HE20_CH52_Full_5260MHz	
ANT	6+7	
Pol.	Horizontal	Fundamental
Peak	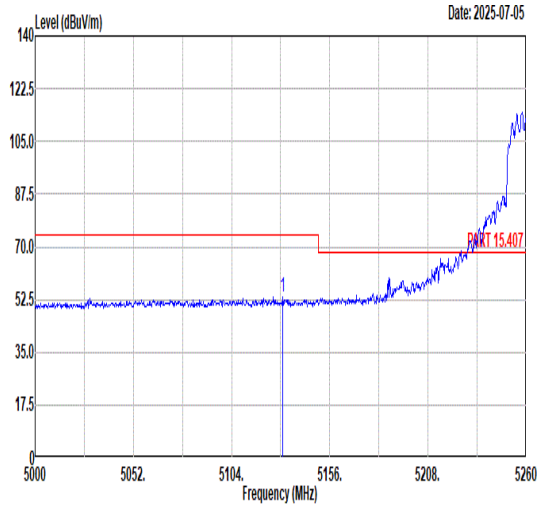 Freq Level Limit Line Margin (dB) Read Level Ant Factor Cable Loss Preamp Factor APos TPos Remark MHz dBuV/m dBuV/m dBuV dB/m dB dB cm deg 1 5131.04 53.21 74.00 -20.79 39.55 35.74 10.55 32.63 215 28 PEAK	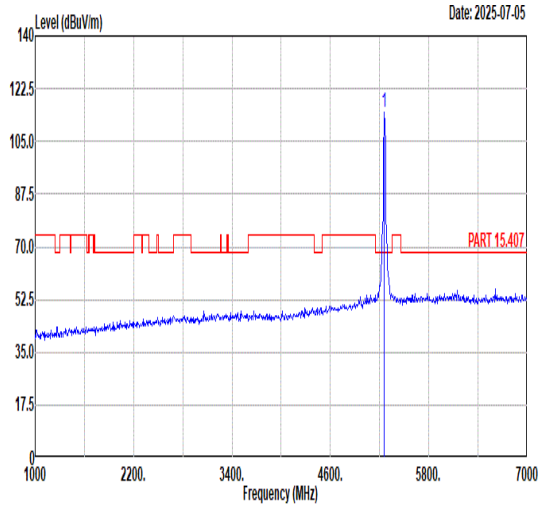 Freq Level Limit Line Margin (dB) Read Level Ant Factor Cable Loss Preamp Factor APos TPos Remark MHz dBuV/m dBuV/m dBuV dB/m dB dB cm deg 1 5260.00 114.65 ------ ------ 100.98 35.80 10.52 32.65 215 28 PEAK
Avg	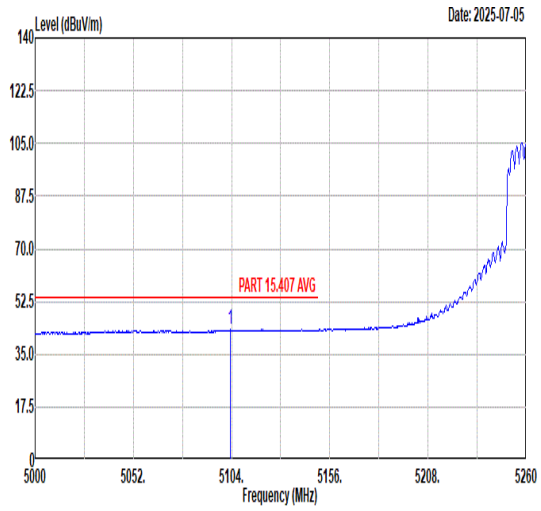 Freq Level Limit Line Margin (dB) Read Level Ant Factor Cable Loss Preamp Factor APos TPos Remark MHz dBuV/m dBuV/m dBuV dB/m dB dB cm deg 1 5103.48 43.14 54.00 -10.86 29.36 35.79 10.61 32.62 215 28 AVERAGE	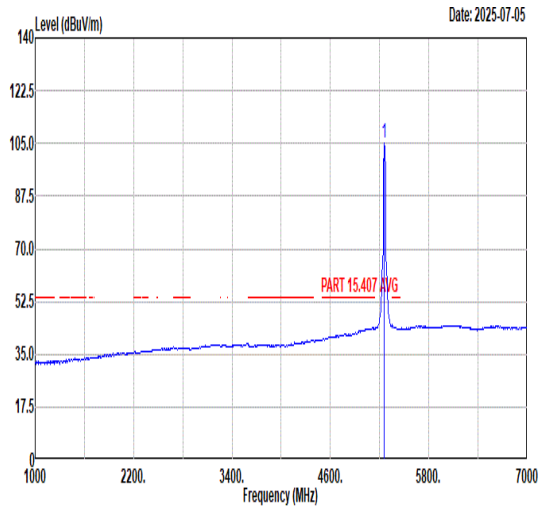 Freq Level Limit Line Margin (dB) Read Level Ant Factor Cable Loss Preamp Factor APos TPos Remark MHz dBuV/m dBuV/m dBuV dB/m dB dB cm deg 1 5260.00 105.07 ------ ------ 91.40 35.80 10.52 32.65 215 28 AVERAGE

Mode	32	
	Band Edge - R	
	U-NII-2A_5.25-5.35_802.11ax HE20_CH52_Full_5260MHz	
ANT	6+7	
Pol.	Horizontal	Fundamental
Peak	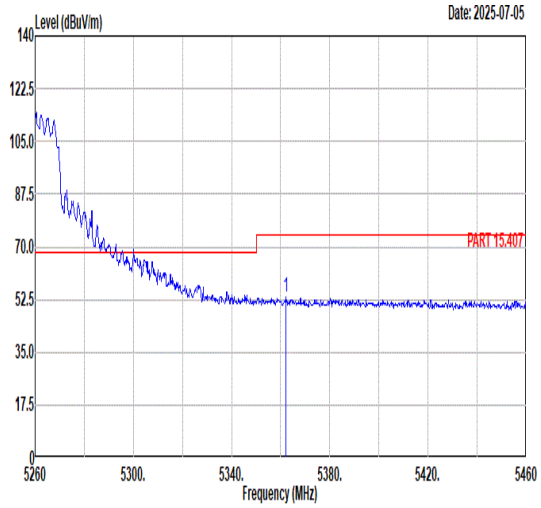 Freq Level Limit Line Margin (dB) Read Level Ant Factor Cable Loss Preamp Factor APos TPos Remark MHz dBuV/m dBuV/m dBuV dB/m dB dB cm deg 1 5362.20 53.46 74.00 -20.54 39.51 36.08 10.54 32.67 215 28 PEAK	Blank
Avg	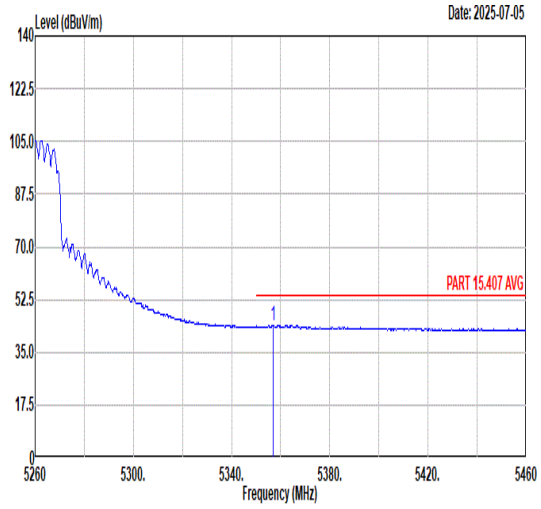 Freq Level Limit Line Margin (dB) Read Level Ant Factor Cable Loss Preamp Factor APos TPos Remark MHz dBuV/m dBuV/m dBuV dB/m dB dB cm deg 1 5356.80 44.03 54.00 -9.97 30.06 36.09 10.55 32.67 215 28 AVERAGE	Blank

Mode	32	
	Band Edge - L	
	U-NII-2A_5.25-5.35_802.11ax HE20_CH52_Full_5260MHz	
ANT	6+7	
Pol.	Vertical	Fundamental
Peak	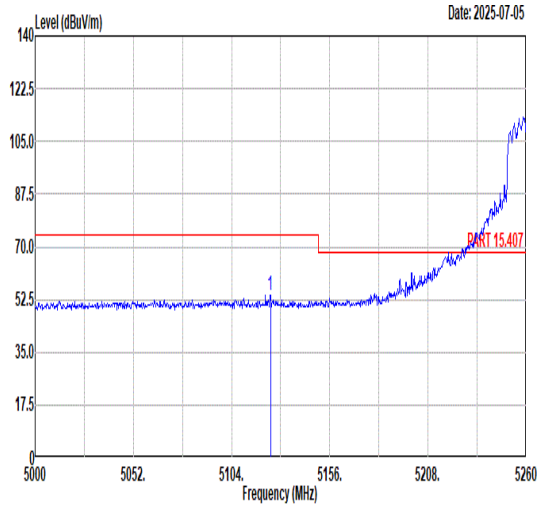 Freq Level Limit Line Margin (dB) Read Level Ant Factor Cable Loss Preamp Factor APos TPos Remark MHz dBuV/m dBuV/m dBuV dB/m dB dB cm deg 1 5124.54 53.98 74.00 -20.02 40.29 35.75 10.56 32.62 215 262 PEAK	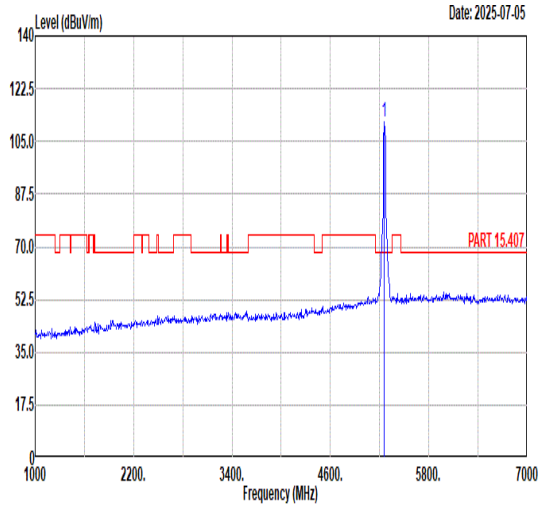 Freq Level Limit Line Margin (dB) Read Level Ant Factor Cable Loss Preamp Factor APos TPos Remark MHz dBuV/m dBuV/m dBuV dB/m dB dB cm deg 1 5260.00 111.64 ------ ------ 97.97 35.80 10.52 32.65 215 262 PEAK
Avg	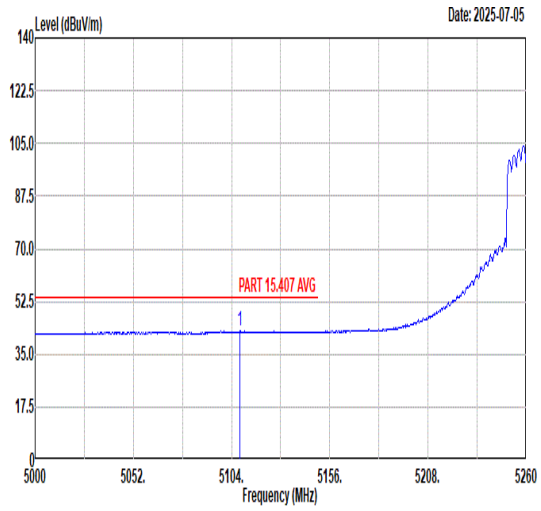 Freq Level Limit Line Margin (dB) Read Level Ant Factor Cable Loss Preamp Factor APos TPos Remark MHz dBuV/m dBuV/m dBuV dB/m dB dB cm deg 1 5108.42 42.69 54.00 -11.31 28.93 35.78 10.60 32.62 215 262 AVERAGE	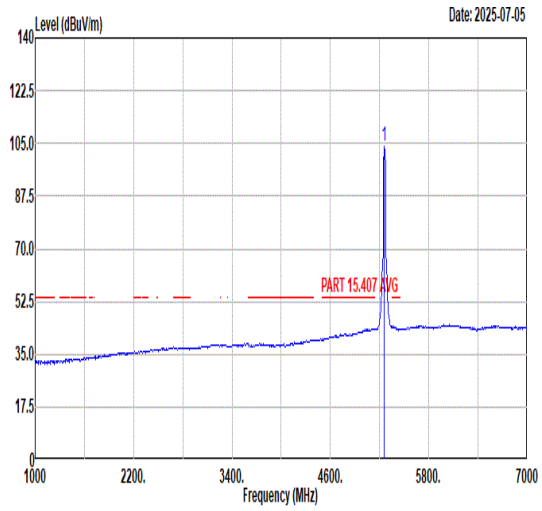 Freq Level Limit Line Margin (dB) Read Level Ant Factor Cable Loss Preamp Factor APos TPos Remark MHz dBuV/m dBuV/m dBuV dB/m dB dB cm deg 1 5260.00 104.18 ------ ------ 90.51 35.80 10.52 32.65 215 262 AVERAGE

Mode	32	
	Band Edge - R	
	U-NII-2A_5.25-5.35_802.11ax HE20_CH52_Full_5260MHz	
ANT	6+7	
Pol.	Vertical	Fundamental
Peak	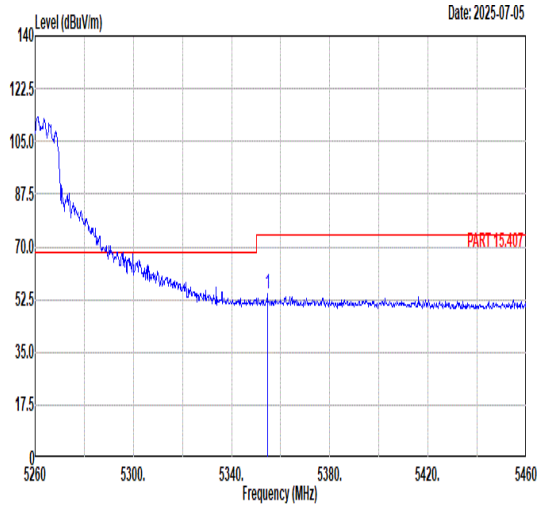 Freq Level Limit Line Margin (dB) Read Level Ant Factor Cable Loss Preamp Factor APos TPos Remark MHz dBuV/m dBuV/m dBuV dB/m dB dB cm deg 1 5354.60 54.50 74.00 -19.50 40.53 36.09 10.55 32.67 215 262 PEAK	Blank
Avg	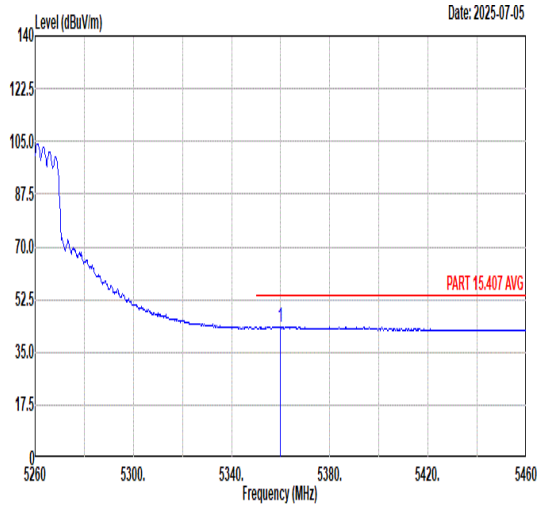 Freq Level Limit Line Margin (dB) Read Level Ant Factor Cable Loss Preamp Factor APos TPos Remark MHz dBuV/m dBuV/m dBuV dB/m dB dB cm deg 1 5359.80 43.56 54.00 -10.44 29.61 36.08 10.54 32.67 215 262 AVERAGE	Blank

Mode	32	
	Harmonic	
	U-NII-2A_5.25-5.35_802.11ax HE20_CH52_Full_5260MHz	
ANT	6+7	
Pol.	Horizontal	Vertical
Peak Avg	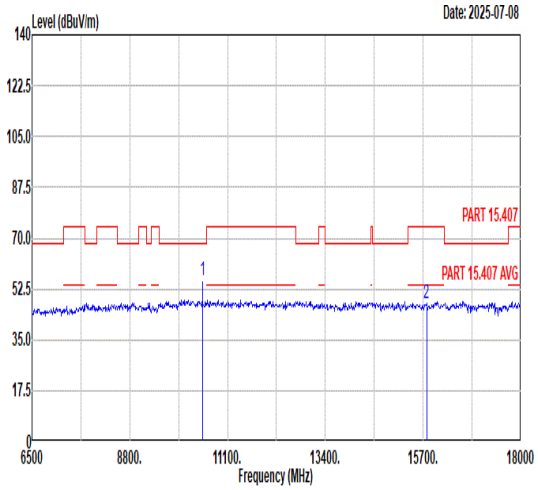 Freq Level Limit Line Margin Read Level Ant Factor Cable Loss Preamp Factor APos TPos Remark MHz dBuV/m dBuV/m dB dBuV dB/m dB dB cm deg 1 10520.00 55.37 68.30 -12.93 53.95 38.20 14.60 51.38 100 238 Peak 2 15780.00 47.78 74.00 -26.22 42.62 40.68 17.20 52.72 --- --- Peak	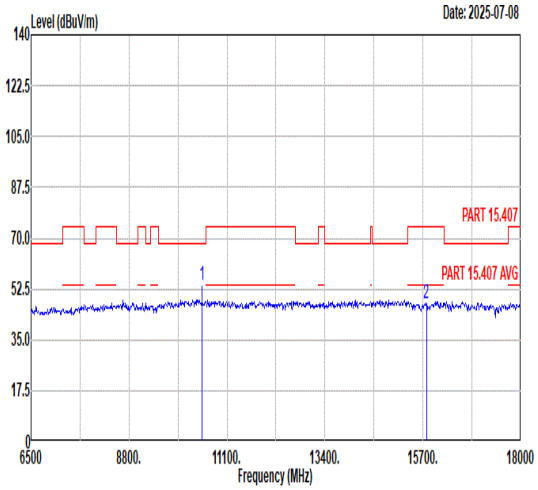 Freq Level Limit Line Margin Read Level Ant Factor Cable Loss Preamp Factor APos TPos Remark MHz dBuV/m dBuV/m dB dBuV dB/m dB dB cm deg 1 10520.00 53.98 68.30 -14.32 52.56 38.20 14.60 51.38 100 303 Peak 2 15780.00 47.65 74.00 -26.35 42.49 40.68 17.20 52.72 --- --- Peak

Mode	33	
	Harmonic	
	U-NII-2A_5.25-5.35_802.11ax HE20_CH60_Full_5300MHz	
ANT	6+7	
Pol.	Horizontal	Vertical
Peak Avg	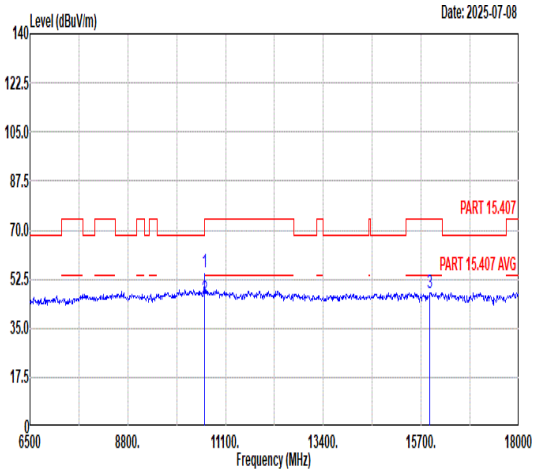 Freq Level Limit Line Margin Read Level Ant Factor Cable Loss Preamp Factor APos TPos Remark MHz dBuV/m dBuV/m dB dBuV dB/m dB dB cm deg 1 10600.00 54.97 74.00 -19.03 53.47 38.20 14.60 51.30 100 236 Peak 2 10600.00 45.27 54.00 -8.73 43.77 38.20 14.60 51.30 100 236 Average 3 15900.00 47.75 74.00 -26.25 42.61 40.90 17.22 52.98 --- --- Peak	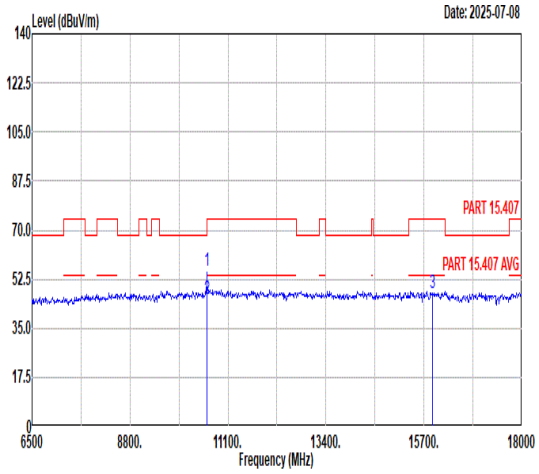 Freq Level Limit Line Margin Read Level Ant Factor Cable Loss Preamp Factor APos TPos Remark MHz dBuV/m dBuV/m dB dBuV dB/m dB dB cm deg 1 10600.00 55.40 74.00 -18.60 53.90 38.20 14.60 51.30 100 303 Peak 2 10600.00 45.40 54.00 -8.60 43.90 38.20 14.60 51.30 100 303 Average 3 15900.00 47.36 74.00 -26.64 42.22 40.90 17.22 52.98 --- --- Peak

Mode	34	
	Band Edge	
	U-NII-2A_5.25-5.35_802.11ax HE20_CH64_Full_5320MHz	
ANT	6+7	
Pol.	Horizontal	Fundamental
Peak	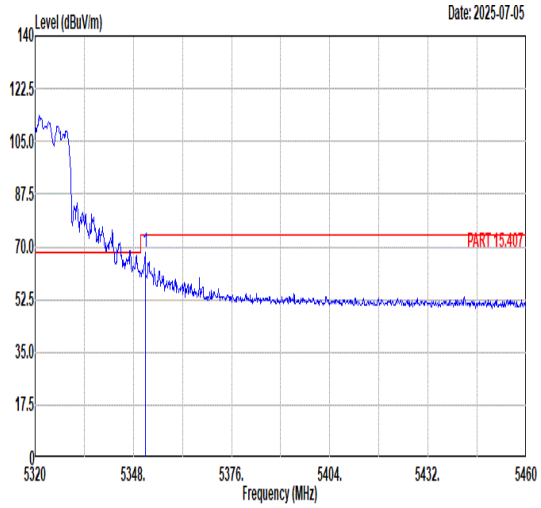 Freq Level Limit Line Margin (dB) Read Level Ant Factor Cable Loss Preamp Factor APos TPos Remark MHz dBuV/m dBuV/m dBuV dB/m dB dB cm deg 1 5351.36 68.19 74.00 -5.81 54.21 36.10 10.55 32.67 213 27 PEAK	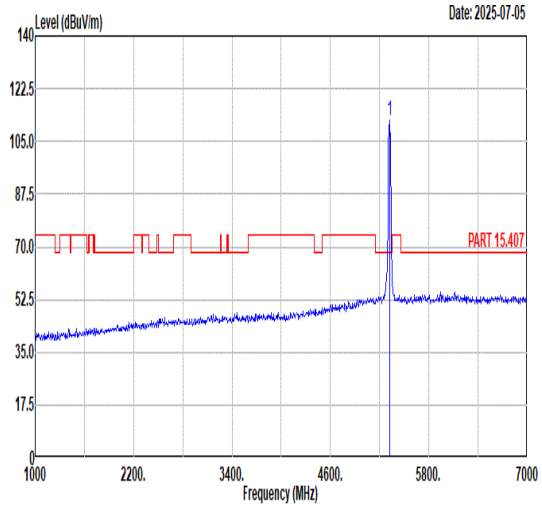 Freq Level Limit Line Margin (dB) Read Level Ant Factor Cable Loss Preamp Factor APos TPos Remark MHz dBuV/m dBuV/m dBuV dB/m dB dB cm deg 1 5320.00 111.95 ------ ------ 98.11 35.92 10.58 32.66 213 27 PEAK
Avg	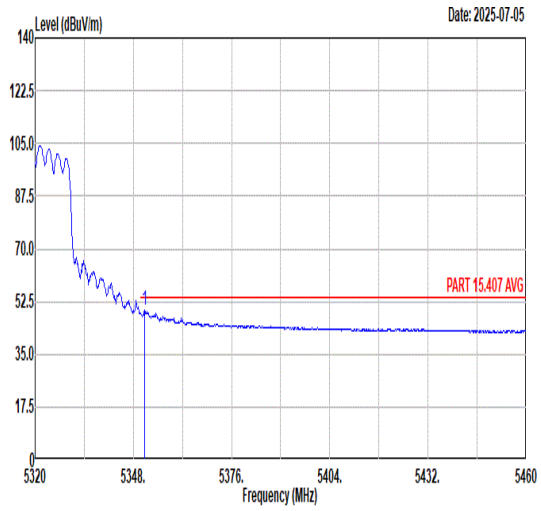 Freq Level Limit Line Margin (dB) Read Level Ant Factor Cable Loss Preamp Factor APos TPos Remark MHz dBuV/m dBuV/m dBuV dB/m dB dB cm deg 1 5351.22 49.44 54.00 -4.56 35.46 36.10 10.55 32.67 213 27 AVERAGE	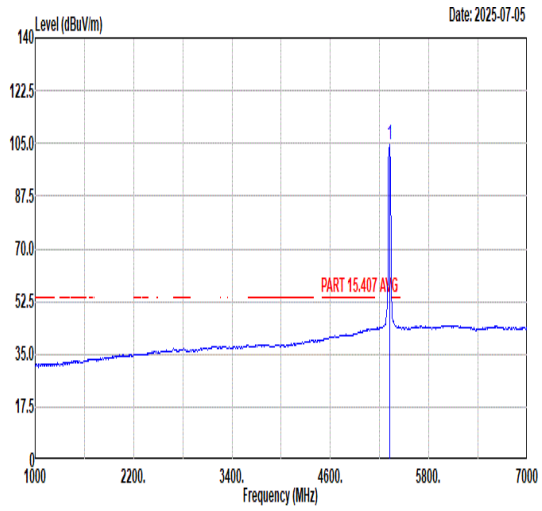 Freq Level Limit Line Margin (dB) Read Level Ant Factor Cable Loss Preamp Factor APos TPos Remark MHz dBuV/m dBuV/m dBuV dB/m dB dB cm deg 1 5320.00 104.38 ------ ------ 90.54 35.92 10.58 32.66 213 27 AVERAGE

Mode	34	
	Band Edge	
	U-NII-2A_5.25-5.35_802.11ax HE20_CH64_Full_5320MHz	
ANT	6+7	
Pol.	Vertical	Fundamental
Peak	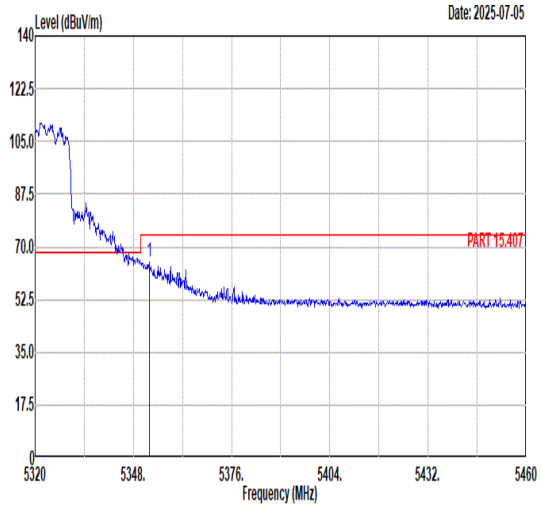 Freq Level Limit Line Margin (dB) Read Level Ant Factor Cable Loss Preamp Factor APos TPos Remark MHz dBuV/m dBuV/m dBuV dB/m dB dB cm deg 1 5352.48 64.80 74.00 -9.20 50.82 36.10 10.55 32.67 224 265 PEAK	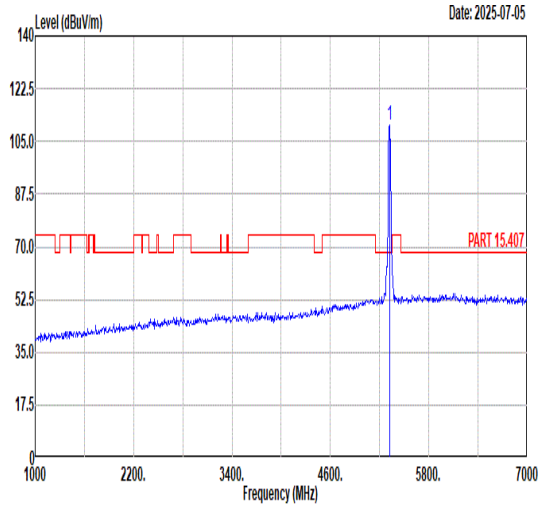 Freq Level Limit Line Margin (dB) Read Level Ant Factor Cable Loss Preamp Factor APos TPos Remark MHz dBuV/m dBuV/m dBuV dB/m dB dB cm deg 1 5320.00 110.48 ------ ------ 96.64 35.92 10.58 32.66 224 265 PEAK
Avg	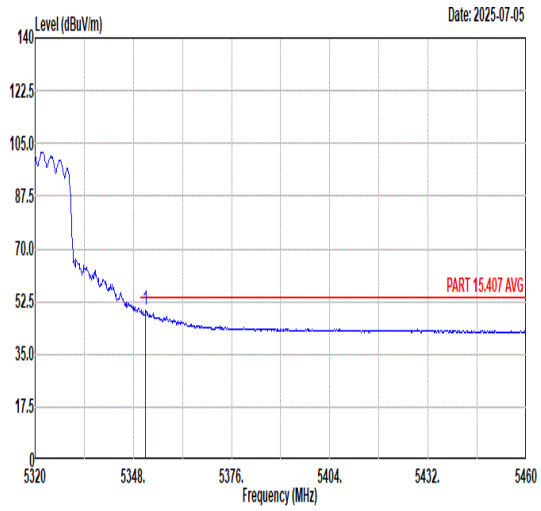 Freq Level Limit Line Margin (dB) Read Level Ant Factor Cable Loss Preamp Factor APos TPos Remark MHz dBuV/m dBuV/m dBuV dB/m dB dB cm deg 1 5351.50 49.83 54.00 -4.17 35.85 36.10 10.55 32.67 224 265 AVERAGE	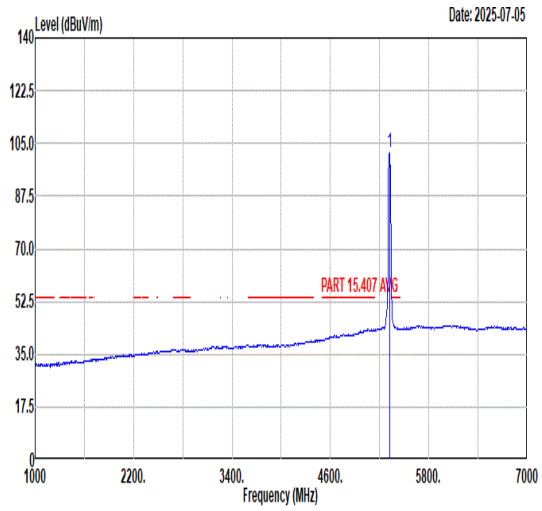 Freq Level Limit Line Margin (dB) Read Level Ant Factor Cable Loss Preamp Factor APos TPos Remark MHz dBuV/m dBuV/m dBuV dB/m dB dB cm deg 1 5320.00 102.14 ------ ------ 88.30 35.92 10.58 32.66 224 265 AVERAGE

Mode	34	
	Harmonic	
	U-NII-2A_5.25-5.35_802.11ax HE20_CH64_Full_5320MHz	
ANT	6+7	
Pol.	Horizontal	Vertical
Peak Avg	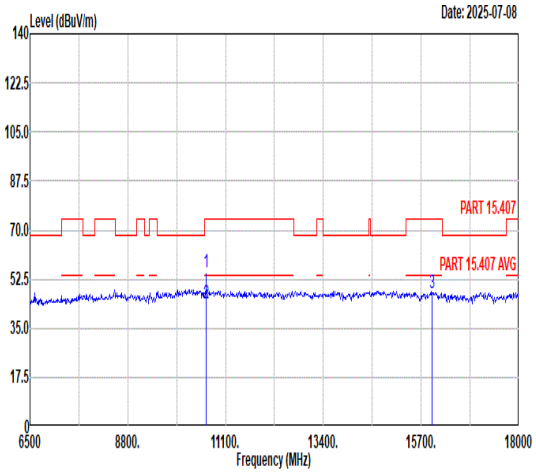 Freq Level Limit Line Margin Read Level Ant Factor Cable Loss Preamp Factor APos TPos Remark MHz dBuV/m dBuV/m dB dBuV dB/m dB dB cm deg 1 10640.00 55.07 74.00 -18.93 53.57 38.16 14.60 51.26 100 239 Peak 2 10640.00 44.07 54.00 -9.93 42.57 38.16 14.60 51.26 100 239 Average 3 15960.00 47.63 74.00 -26.37 42.49 41.02 17.23 53.11 --- --- Peak	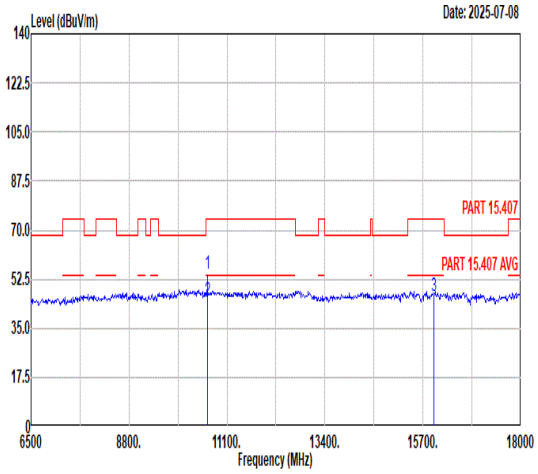 Freq Level Limit Line Margin Read Level Ant Factor Cable Loss Preamp Factor APos TPos Remark MHz dBuV/m dBuV/m dB dBuV dB/m dB dB cm deg 1 10640.00 54.38 74.00 -19.62 52.88 38.16 14.60 51.26 100 302 Peak 2 10640.00 44.83 54.00 -9.17 43.33 38.16 14.60 51.26 100 302 Average 3 15960.00 46.75 74.00 -27.25 41.61 41.02 17.23 53.11 --- --- Peak

Mode	35	
	Band Edge	
	U-NII-2C_5.47-5.725_802.11ax HE20_CH100_Full_5500MHz	
ANT	6+7	
Pol.	Horizontal	Fundamental
Peak	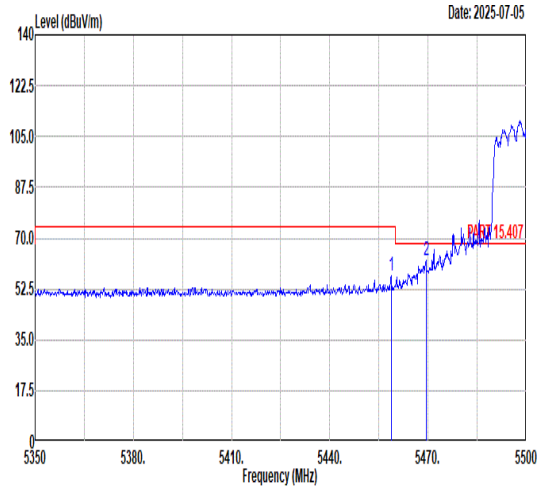 Freq Level Limit Line Margin (dB) Read Level Ant Factor Cable Loss Preamp Factor APos TPos Remark MHz dBuV/m dBuV/m dBuV dB/m dB dB cm deg 1 5458.75 57.08 74.00 -16.92 43.29 35.94 10.54 32.69 214 28 PEAK 2 5469.40 62.36 68.30 -5.94 48.52 35.98 10.55 32.69 214 28 PEAK	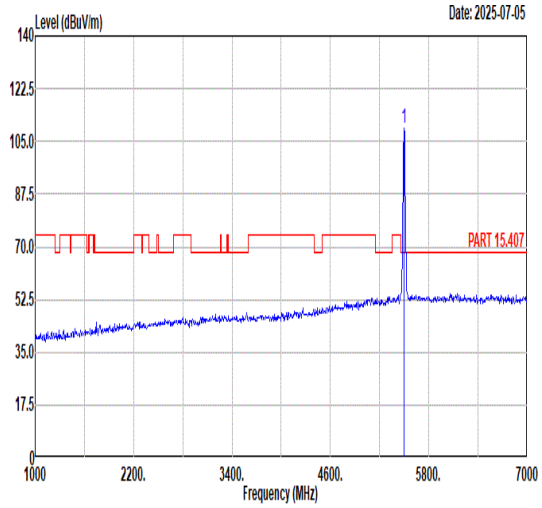 Freq Level Limit Line Margin (dB) Read Level Ant Factor Cable Loss Preamp Factor APos TPos Remark MHz dBuV/m dBuV/m dBuV dB/m dB dB cm deg 1 5500.00 109.54 ------ ------ 95.56 36.10 10.58 32.70 214 28 PEAK
Avg	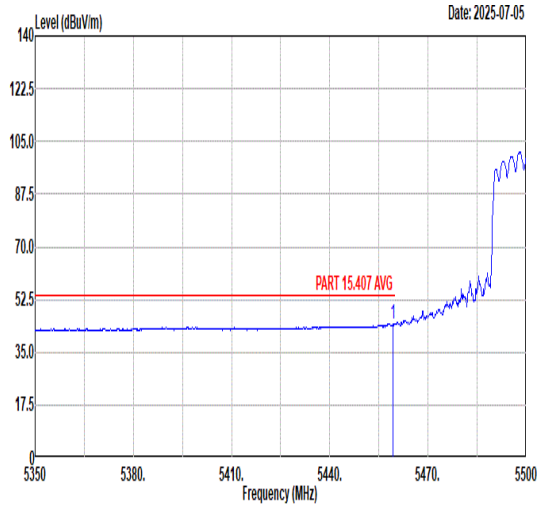 Freq Level Limit Line Margin (dB) Read Level Ant Factor Cable Loss Preamp Factor APos TPos Remark MHz dBuV/m dBuV/m dBuV dB/m dB dB cm deg 1 5459.35 44.55 54.00 -9.45 30.76 35.94 10.54 32.69 214 28 AVERAGE	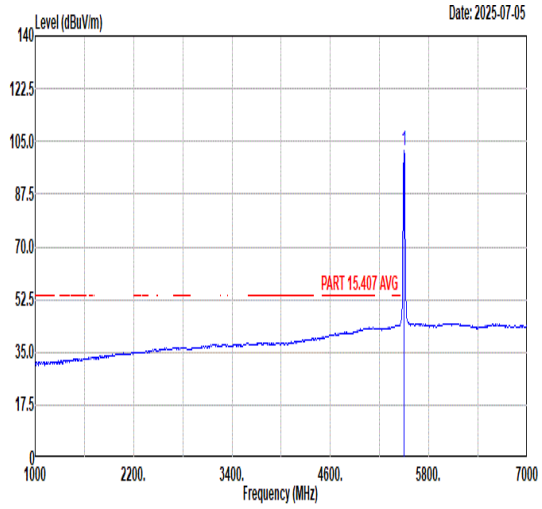 Freq Level Limit Line Margin (dB) Read Level Ant Factor Cable Loss Preamp Factor APos TPos Remark MHz dBuV/m dBuV/m dBuV dB/m dB dB cm deg 1 5500.00 101.78 ------ ------ 87.80 36.10 10.58 32.70 214 28 AVERAGE

Mode	35	
	Band Edge	
	U-NII-2C_5.47-5.725_802.11ax HE20_CH100_Full_5500MHz	
ANT	6+7	
Pol.	Vertical	Fundamental
Peak	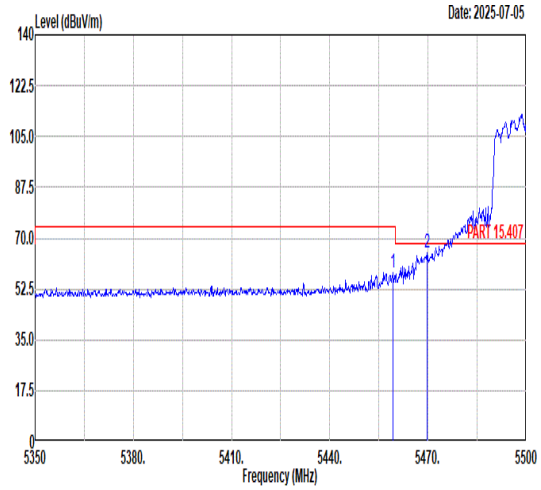 Freq Level Limit Line Margin (dB) Read Level Ant Factor Cable Loss Preamp Factor APos TPos Remark MHz dBuV/m dBuV/m dBuV dB/m dB dB cm deg 1 5459.20 58.06 74.00 -15.94 44.27 35.94 10.54 32.69 217 268 PEAK 2 5469.70 65.07 68.30 -3.23 51.23 35.98 10.55 32.69 217 268 PEAK	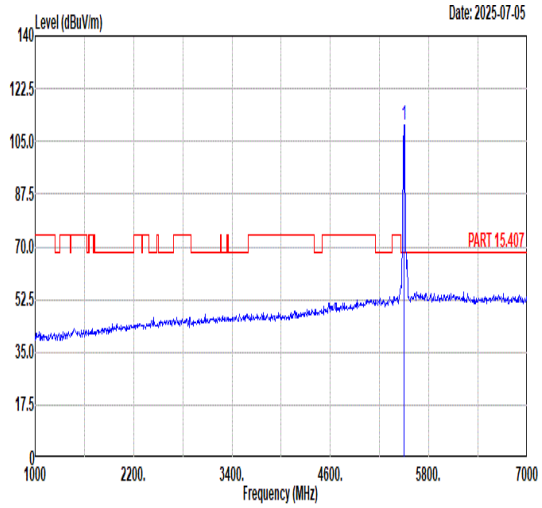 Freq Level Limit Line Margin (dB) Read Level Ant Factor Cable Loss Preamp Factor APos TPos Remark MHz dBuV/m dBuV/m dBuV dB/m dB dB cm deg 1 5500.00 110.57 ------ ------ 96.58 36.11 10.58 32.70 217 268 PEAK
Avg	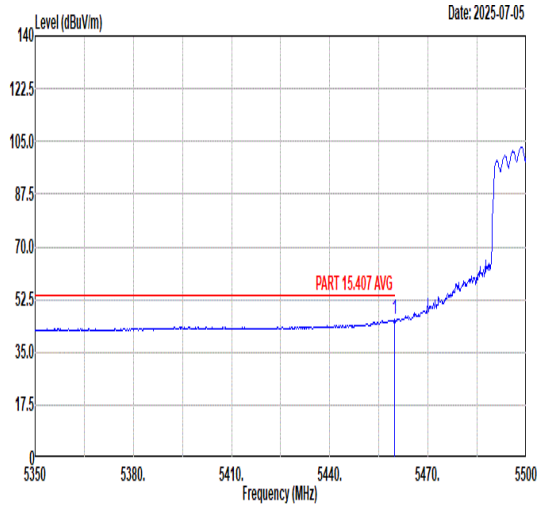 Freq Level Limit Line Margin (dB) Read Level Ant Factor Cable Loss Preamp Factor APos TPos Remark MHz dBuV/m dBuV/m dBuV dB/m dB dB cm deg 1 5459.80 45.80 54.00 -8.20 32.01 35.94 10.54 32.69 217 268 AVERAGE	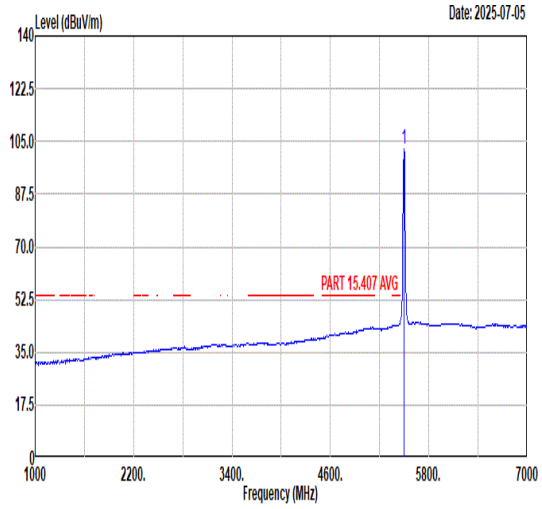 Freq Level Limit Line Margin (dB) Read Level Ant Factor Cable Loss Preamp Factor APos TPos Remark MHz dBuV/m dBuV/m dBuV dB/m dB dB cm deg 1 5500.00 102.43 ------ ------ 88.45 36.10 10.58 32.70 217 268 AVERAGE

Mode	35	
	Harmonic	
	U-NII-2C_5.47-5.725_802.11ax HE20_CH100_Full_5500MHz	
ANT	6+7	
Pol.	Horizontal	Vertical
Peak Avg	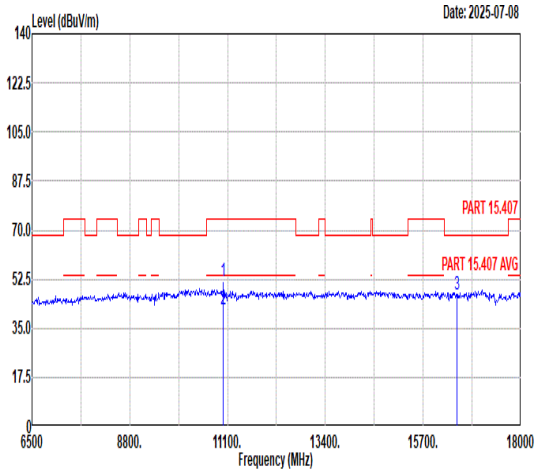 Freq Level Limit Line Margin Read Level Ant Factor Cable Loss Preamp Factor APos TPos Remark MHz dBuV/m dBuV/m dB dBuV dB/m dB dB cm deg 1 11000.00 51.58 74.00 -22.42 49.86 38.00 14.62 50.90 100 235 Peak 2 11000.00 41.57 54.00 -12.43 39.85 38.00 14.62 50.90 100 235 Average 3 16500.00 47.04 68.30 -21.26 41.28 41.20 17.66 53.10 --- --- Peak	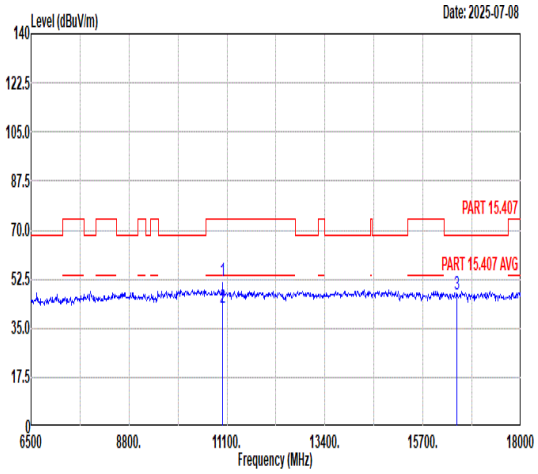 Freq Level Limit Line Margin Read Level Ant Factor Cable Loss Preamp Factor APos TPos Remark MHz dBuV/m dBuV/m dB dBuV dB/m dB dB cm deg 1 11000.00 51.94 74.00 -22.06 50.22 38.00 14.62 50.90 100 312 Peak 2 11000.00 42.29 54.00 -11.71 40.57 38.00 14.62 50.90 100 312 Average 3 16500.00 47.05 68.30 -21.25 41.29 41.20 17.66 53.10 --- --- Peak

Mode	36	
	Band Edge - L	
	U-NII-2C_5.47-5.725_802.11ax HE20_CH116_Full_5580MHz	
ANT	6+7	
Pol.	Horizontal	Fundamental
Peak	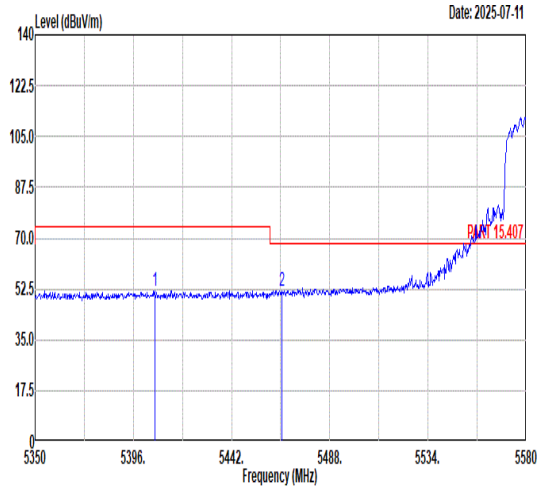 Freq Level Limit Line Margin (dB) Read Level Ant Factor Cable Loss Preamp Factor APos TPos Remark MHz dBuV/m dBuV/m dBuV dB/m dB dB cm deg 1 5406.12 51.86 74.00 -22.14 38.05 35.99 10.50 32.68 105 5 PEAK 2 5465.46 51.96 68.30 -16.34 38.14 35.96 10.55 32.69 105 5 PEAK	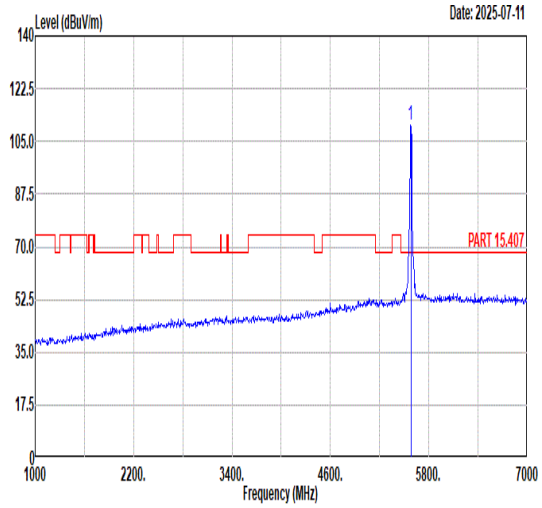 Freq Level Limit Line Margin (dB) Read Level Ant Factor Cable Loss Preamp Factor APos TPos Remark MHz dBuV/m dBuV/m dBuV dB/m dB dB cm deg 1 5580.00 110.64 ------ ------ 96.44 36.26 10.67 32.73 105 5 PEAK
Avg	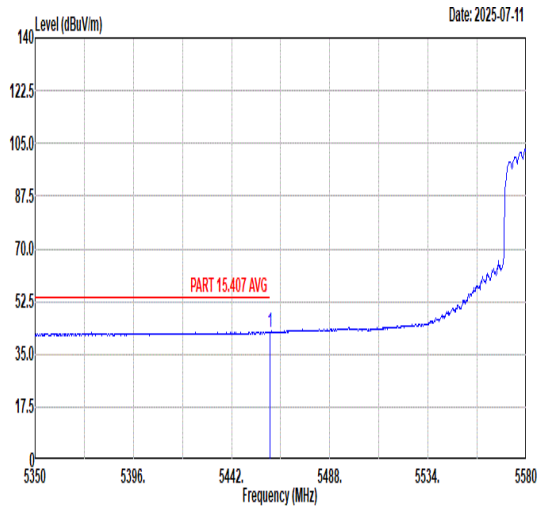 Freq Level Limit Line Margin (dB) Read Level Ant Factor Cable Loss Preamp Factor APos TPos Remark MHz dBuV/m dBuV/m dBuV dB/m dB dB cm deg 1 5459.94 42.51 54.00 -11.49 28.72 35.94 10.54 32.69 105 5 AVERAGE	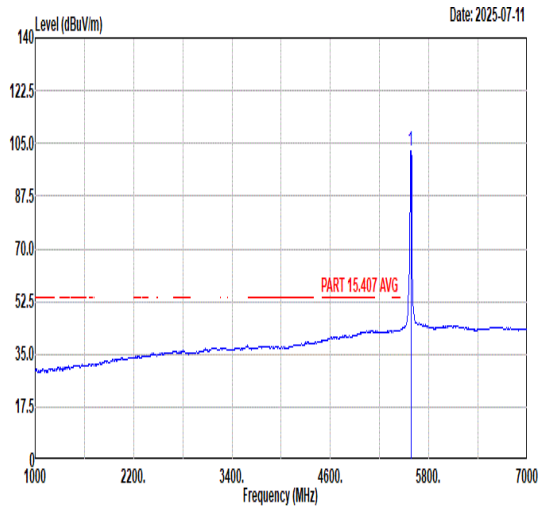 Freq Level Limit Line Margin (dB) Read Level Ant Factor Cable Loss Preamp Factor APos TPos Remark MHz dBuV/m dBuV/m dBuV dB/m dB dB cm deg 1 5580.00 102.58 ------ ------ 88.38 36.26 10.67 32.73 105 5 AVERAGE

Mode	36	
	Band Edge - R	
	U-NII-2C_5.47-5.725_802.11ax HE20_CH116_Full_5580MHz	
ANT	6+7	
Pol.	Horizontal	Fundamental
Peak	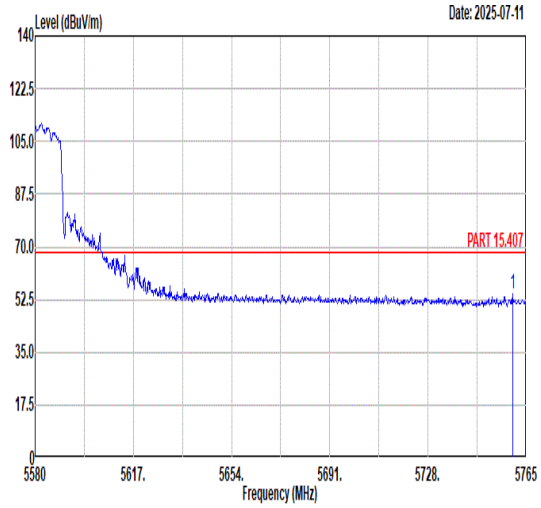 Freq Level Limit Line Margin (dB) Read Level Ant Factor Cable Loss Preamp Factor APos TPos Remark MHz dBuV/m dBuV/m dBuV dB/m dB dB cm deg 1 5759.82 54.26 68.30 -14.04 39.53 36.68 10.85 32.80 105 5 PEAK	Blank

Mode	36	
	Band Edge - L	
	U-NII-2C_5.47-5.725_802.11ax HE20_CH116_Full_5580MHz	
ANT	6+7	
Pol.	Vertical	Fundamental
Peak	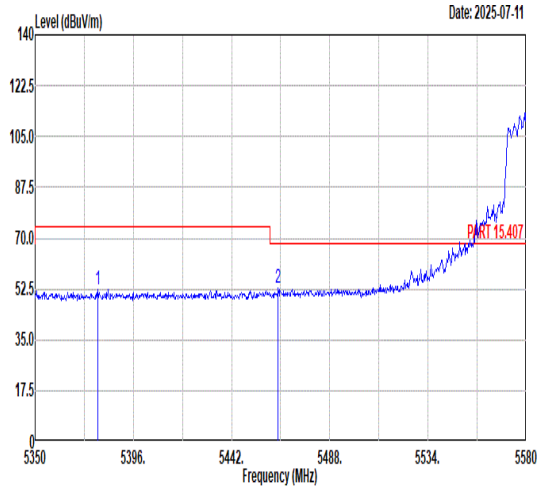 Freq Level Limit Line Margin (dB) Read Level Ant Factor Cable Loss Preamp Factor APos TPos Remark MHz dBuV/m dBuV/m dBuV dB/m dB dB cm deg 1 5379.21 52.06 74.00 -21.94 38.18 36.04 10.52 32.68 109 276 PEAK 2 5463.85 52.61 68.30 -15.69 38.79 35.96 10.55 32.69 109 276 PEAK	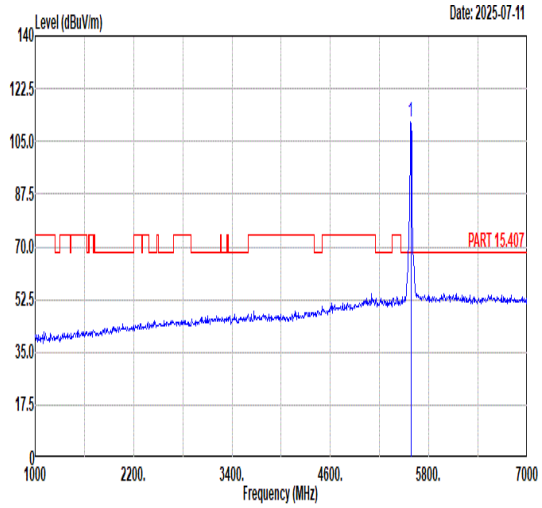 Freq Level Limit Line Margin (dB) Read Level Ant Factor Cable Loss Preamp Factor APos TPos Remark MHz dBuV/m dBuV/m dBuV dB/m dB dB cm deg 1 5580.00 111.27 ------ ------ 97.07 36.26 10.67 32.73 109 276 PEAK
Avg	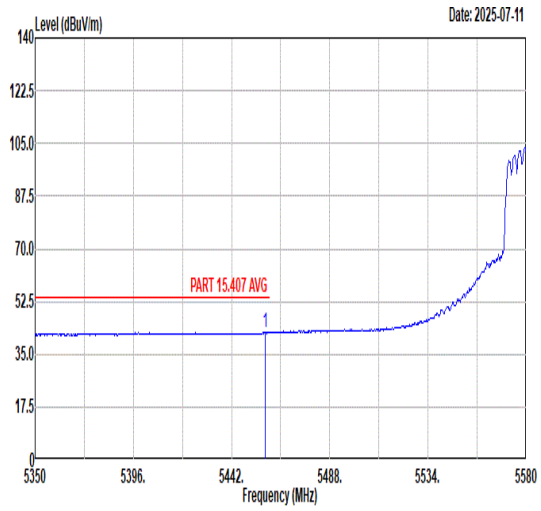 Freq Level Limit Line Margin (dB) Read Level Ant Factor Cable Loss Preamp Factor APos TPos Remark MHz dBuV/m dBuV/m dBuV dB/m dB dB cm deg 1 5457.64 42.21 54.00 -11.79 28.43 35.93 10.54 32.69 109 276 AVERAGE	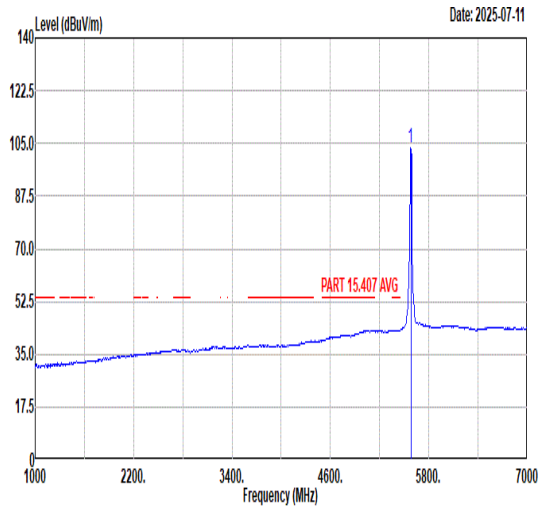 Freq Level Limit Line Margin (dB) Read Level Ant Factor Cable Loss Preamp Factor APos TPos Remark MHz dBuV/m dBuV/m dBuV dB/m dB dB cm deg 1 5580.00 103.80 ------ ------ 89.60 36.26 10.67 32.73 109 276 AVERAGE

Mode	36	
	Band Edge - R	
	U-NII-2C_5.47-5.725_802.11ax HE20_CH116_Full_5580MHz	
ANT	6+7	
Pol.	Vertical	Fundamental
Peak	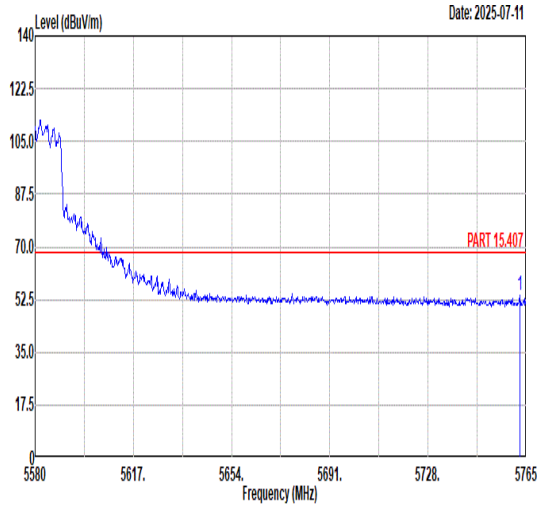 Freq Level Limit Line Margin (dB) Read Level Ant Factor Cable Loss Preamp Factor APos TPos Remark MHz dBuV/m dBuV/m dBuV dB/m dB dB cm deg 1 5762.60 53.72 68.30 -14.58 39.02 36.67 10.84 32.81 109 276 PEAK	Blank

Mode	36	
	Harmonic	
	U-NII-2C_5.47-5.725_802.11ax HE20_CH116_Full_5580MHz	
ANT	6+7	
Pol.	Horizontal	Vertical
Peak Avg	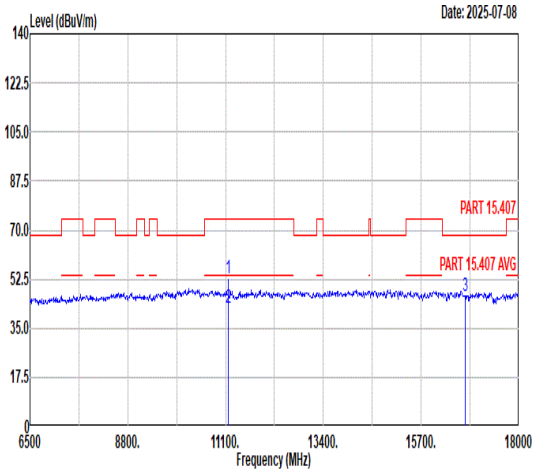 Freq Level Limit Line Margin Read Level Ant Factor Cable Loss Preamp Factor APos TPos Remark MHz dBuV/m dBuV/m dB dBuV dB/m dB dB cm deg 1 11160.00 52.61 74.00 -21.39 50.54 38.06 14.72 50.71 100 237 Peak 2 11160.00 42.04 54.00 -11.96 39.97 38.06 14.72 50.71 100 237 Average 3 16740.00 46.42 68.30 -21.88 39.92 41.44 17.87 52.81 --- --- Peak	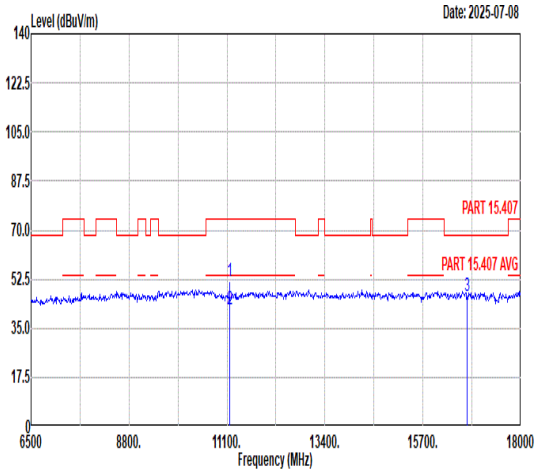 Freq Level Limit Line Margin Read Level Ant Factor Cable Loss Preamp Factor APos TPos Remark MHz dBuV/m dBuV/m dB dBuV dB/m dB dB cm deg 1 11160.00 51.95 74.00 -22.05 49.88 38.06 14.72 50.71 100 38 Peak 2 11160.00 41.92 54.00 -12.08 39.85 38.06 14.72 50.71 100 38 Average 3 16740.00 46.52 68.30 -21.78 40.02 41.44 17.87 52.81 --- --- Peak

Mode	37	
	Band Edge	
	U-NII-2C_5.47-5.725_802.11ax HE20_CH140_Full_5700MHz	
ANT	6+7	
Pol.	Horizontal	Fundamental
Peak	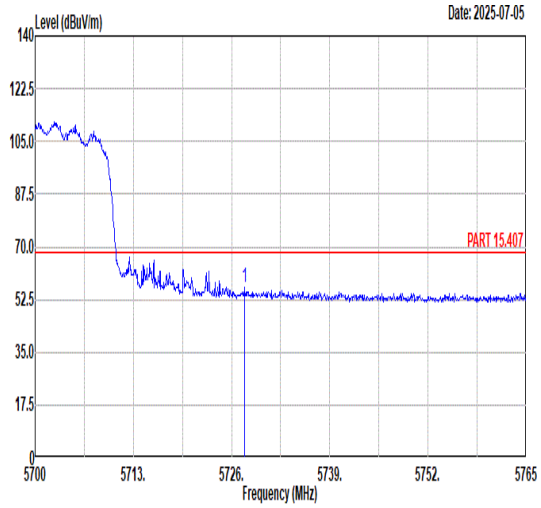 Freq Level Limit Line Margin (dB) Read Level Ant Factor Cable Loss Preamp Factor APos TPos Remark MHz dBuV/m dBuV/m dBuV dB/m dB dB cm deg 1 5727.69 56.45 68.30 -11.85 41.71 36.66 10.87 32.79 100 297 PEAK	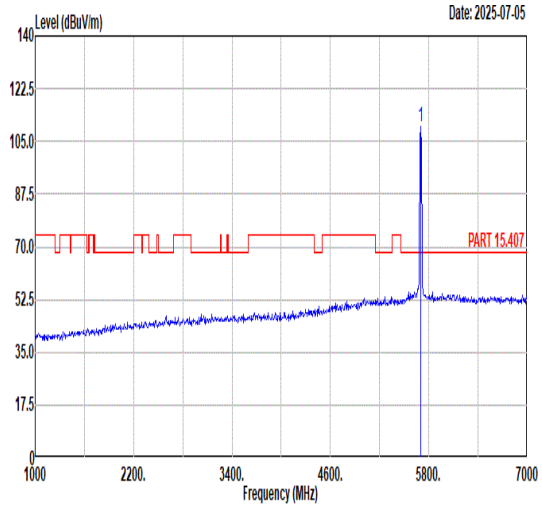 Freq Level Limit Line Margin (dB) Read Level Ant Factor Cable Loss Preamp Factor APos TPos Remark MHz dBuV/m dBuV/m dBuV dB/m dB dB cm deg 1 5700.00 109.73 ------ ------ 95.01 36.60 10.90 32.78 100 297 PEAK
Avg	Blank	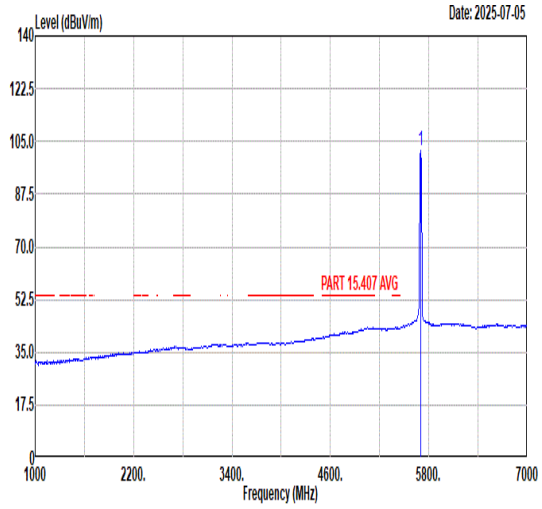 Freq Level Limit Line Margin (dB) Read Level Ant Factor Cable Loss Preamp Factor APos TPos Remark MHz dBuV/m dBuV/m dBuV dB/m dB dB cm deg 1 5700.00 102.00 ------ ------ 87.28 36.60 10.90 32.78 100 297 AVERAGE

Mode	37	
	Band Edge	
	U-NII-2C_5.47-5.725_802.11ax HE20_CH140_Full_5700MHz	
ANT	6+7	
Pol.	Vertical	Fundamental
Peak	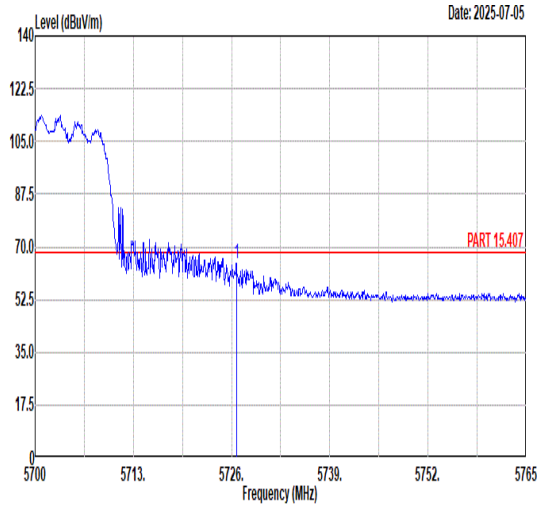 Freq Level Limit Line Margin (dB) Read Level Ant Factor Cable Loss Preamp Factor APos TPos Remark MHz dBuV/m dBuV/m dBuV dB/m dB dB cm deg 1 5726.65 64.56 68.30 -3.74 49.83 36.65 10.87 32.79 229 272 PEAK	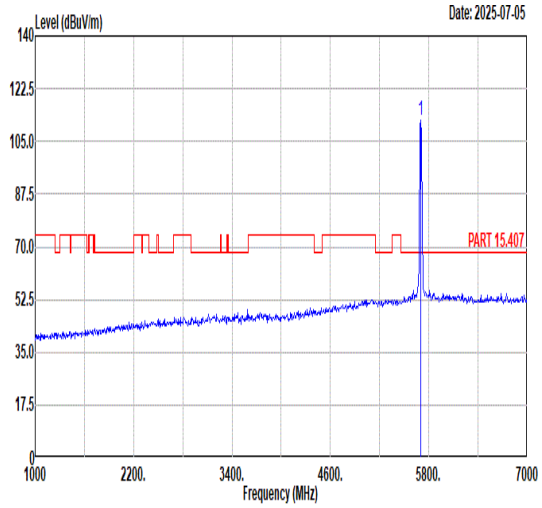 Freq Level Limit Line Margin (dB) Read Level Ant Factor Cable Loss Preamp Factor APos TPos Remark MHz dBuV/m dBuV/m dBuV dB/m dB dB cm deg 1 5700.00 111.94 ------ ------ 97.22 36.60 10.90 32.78 229 272 PEAK
Avg	Blank	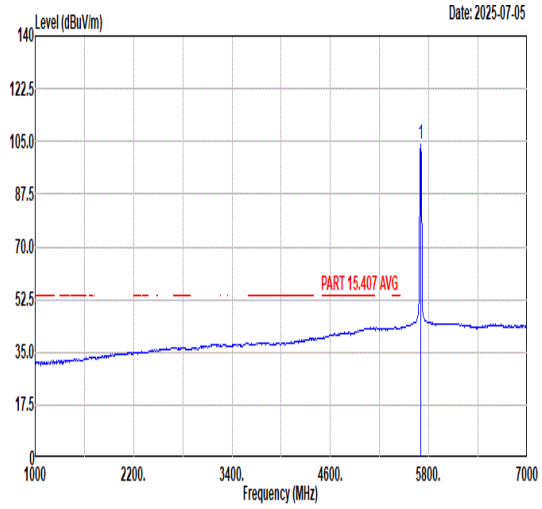 Freq Level Limit Line Margin (dB) Read Level Ant Factor Cable Loss Preamp Factor APos TPos Remark MHz dBuV/m dBuV/m dBuV dB/m dB dB cm deg 1 5700.00 103.91 ------ ------ 89.19 36.60 10.90 32.78 229 272 AVERAGE

Mode	37	
	Harmonic	
	U-NII-2C_5.47-5.725_802.11ax HE20_CH140_Full_5700MHz	
ANT	6+7	
Pol.	Horizontal	Vertical
Peak Avg	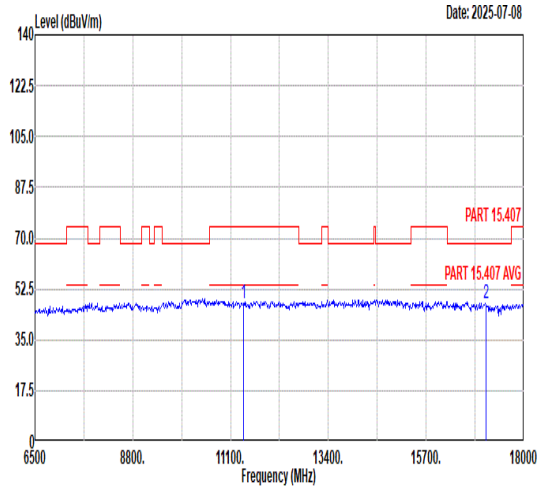 Freq Level Limit Line Margin Read Level Ant Factor Cable Loss Preamp Factor APos TPos Remark MHz dBuV/m dBuV/m dB dBuV dB/m dB dB cm deg 1 11400.00 47.63 74.00 -26.37 44.98 38.20 14.87 50.42 --- --- Peak 2 17100.00 47.60 68.30 -20.70 39.26 43.00 18.06 52.72 --- --- Peak	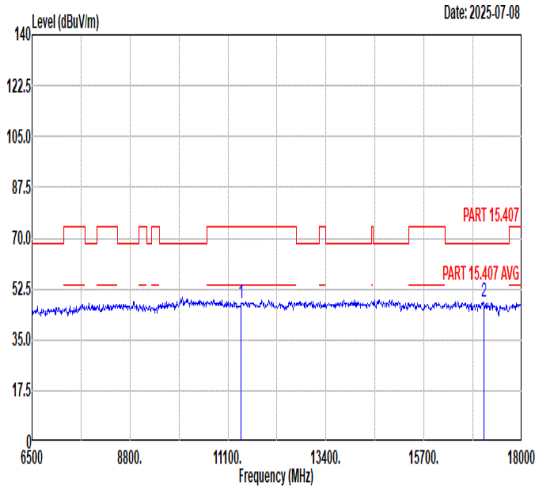 Freq Level Limit Line Margin Read Level Ant Factor Cable Loss Preamp Factor APos TPos Remark MHz dBuV/m dBuV/m dB dBuV dB/m dB dB cm deg 1 11400.00 47.57 74.00 -26.43 44.92 38.20 14.87 50.42 --- --- Peak 2 17100.00 48.19 68.30 -20.11 39.85 43.00 18.06 52.72 --- --- Peak

Mode	38	
	Band Edge - L	
	U-NII-1_5.15-5.25_802.11ax HE40_CH38_Full_5190MHz	
ANT	6+7	
Pol.	Horizontal	Fundamental
Peak	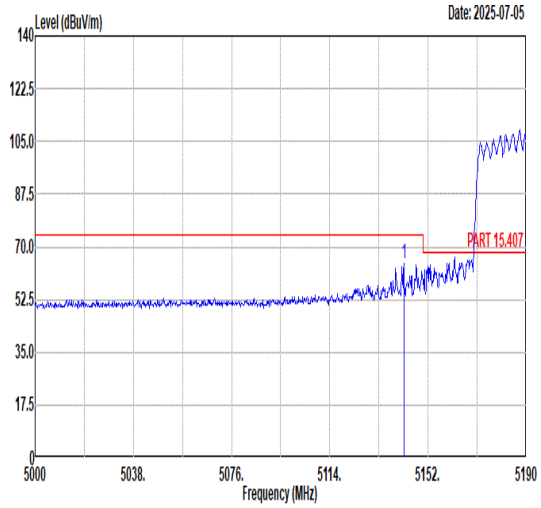 Freq Level Limit Line Margin (dB) Read Level Ant Factor Cable Loss Preamp Factor APos TPos Remark MHz dBuV/m dBuV/m dBuV dB/m dB dB cm deg 1 5142.69 64.27 74.00 -9.73 50.66 35.71 10.53 32.63 209 29 PEAK	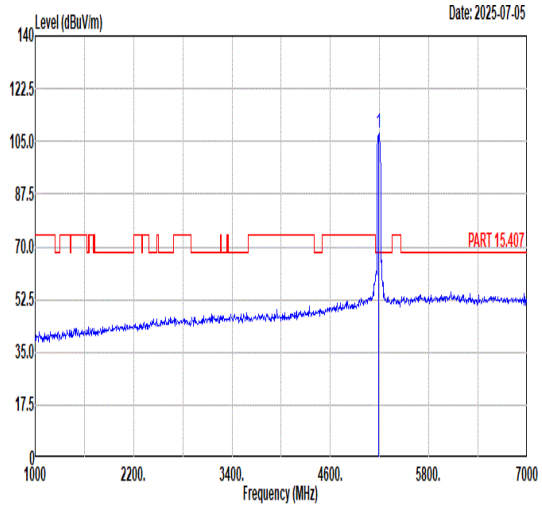 Freq Level Limit Line Margin (dB) Read Level Ant Factor Cable Loss Preamp Factor APos TPos Remark MHz dBuV/m dBuV/m dBuV dB/m dB dB cm deg 1 5190.00 107.52 ------ ------ 93.95 35.79 10.42 32.64 209 29 PEAK
Avg	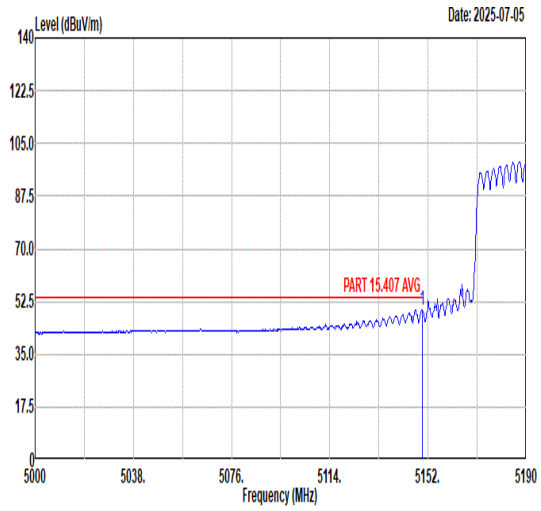 Freq Level Limit Line Margin (dB) Read Level Ant Factor Cable Loss Preamp Factor APos TPos Remark MHz dBuV/m dBuV/m dBuV dB/m dB dB cm deg 1 5149.72 49.81 54.00 -4.19 36.23 35.70 10.51 32.63 209 29 AVERAGE	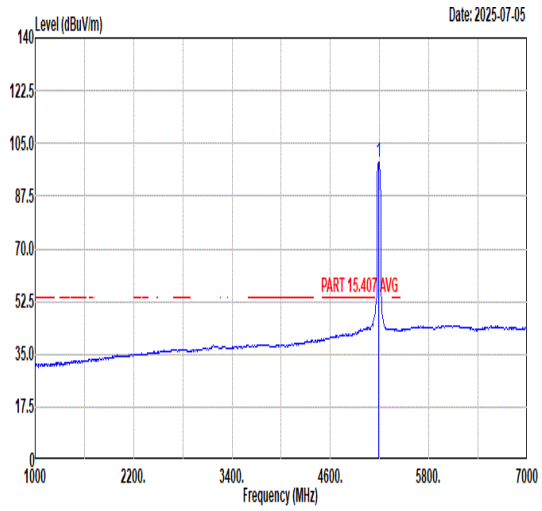 Freq Level Limit Line Margin (dB) Read Level Ant Factor Cable Loss Preamp Factor APos TPos Remark MHz dBuV/m dBuV/m dBuV dB/m dB dB cm deg 1 5190.00 98.75 ------ ------ 85.18 35.79 10.42 32.64 209 29 AVERAGE

Mode	38	
	Band Edge - R	
	U-NII-1_5.15-5.25_802.11ax HE40_CH38_Full_5190MHz	
ANT	6+7	
Pol.	Horizontal	Fundamental
Peak	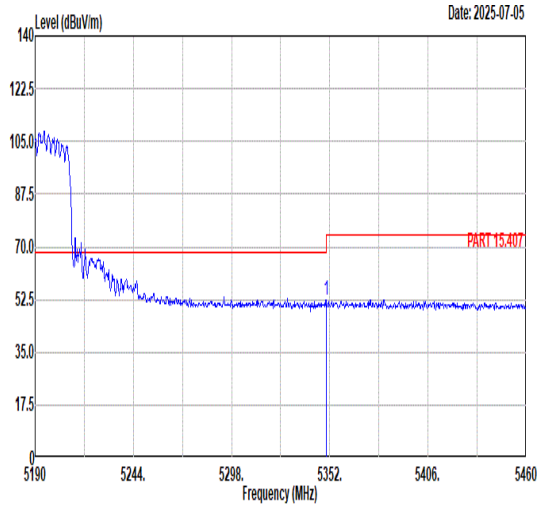 Freq Level Limit Line Margin (dB) Read Level Ant Factor Cable Loss Preamp Factor APos TPos Remark MHz dBuV/m dBuV/m dBuV dB/m dB dB cm deg 1 5350.11 52.27 74.00 -21.73 38.29 36.10 10.55 32.67 209 29 PEAK	Blank
Avg	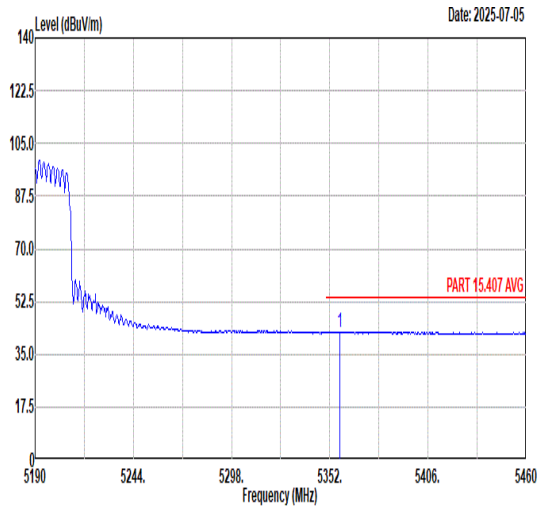 Freq Level Limit Line Margin (dB) Read Level Ant Factor Cable Loss Preamp Factor APos TPos Remark MHz dBuV/m dBuV/m dBuV dB/m dB dB cm deg 1 5357.40 42.53 54.00 -11.47 28.57 36.09 10.54 32.67 209 29 AVERAGE	Blank

Mode	38	
	Band Edge - L	
	U-NII-1_5.15-5.25_802.11ax HE40_CH38_Full_5190MHz	
ANT	6+7	
Pol.	Vertical	Fundamental
Peak	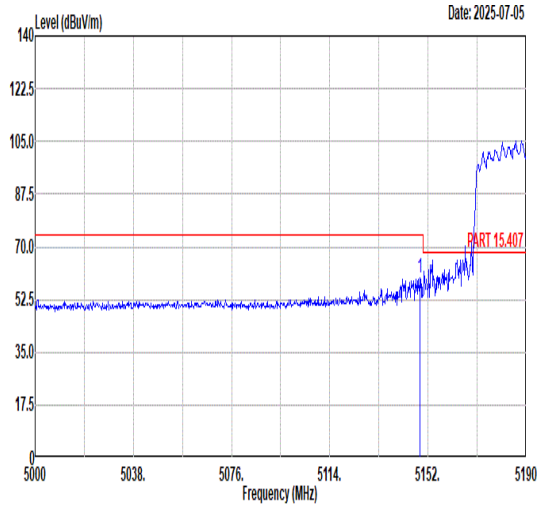 Freq Level Limit Line Margin (dB) Read Level Ant Factor Cable Loss Preamp Factor APos TPos Remark MHz dBuV/m dBuV/m dBuV dB/m dB dB cm deg 1 5148.96 59.45 74.00 -14.55 45.87 35.70 10.51 32.63 233 273 PEAK	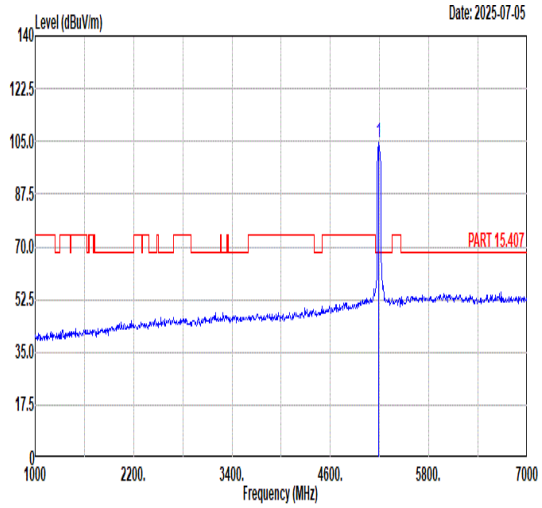 Freq Level Limit Line Margin (dB) Read Level Ant Factor Cable Loss Preamp Factor APos TPos Remark MHz dBuV/m dBuV/m dBuV dB/m dB dB cm deg 1 5190.00 104.40 ------ ------ 90.83 35.78 10.43 32.64 233 273 PEAK
Avg	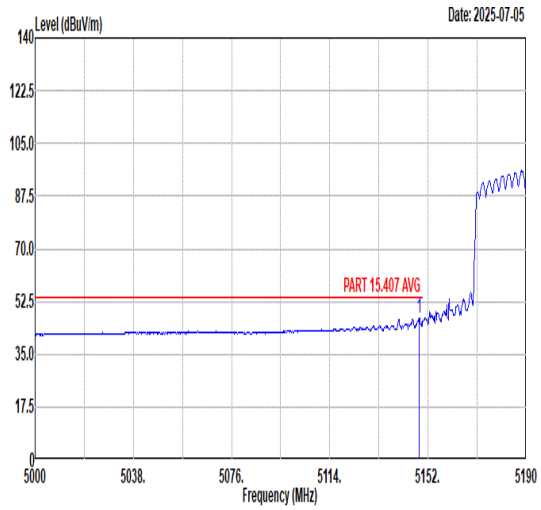 Freq Level Limit Line Margin (dB) Read Level Ant Factor Cable Loss Preamp Factor APos TPos Remark MHz dBuV/m dBuV/m dBuV dB/m dB dB cm deg 1 5148.58 46.96 54.00 -7.04 33.38 35.70 10.51 32.63 233 273 AVERAGE	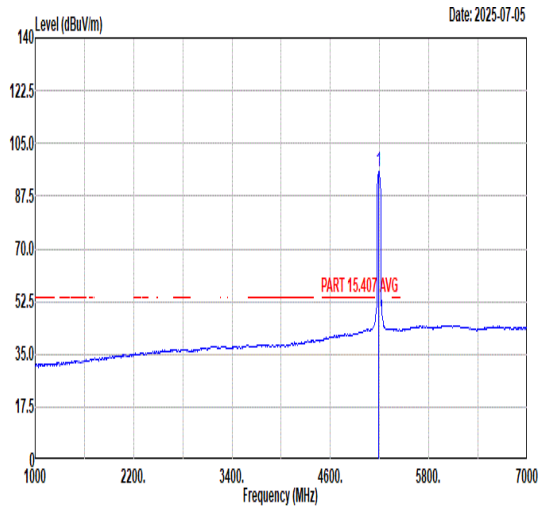 Freq Level Limit Line Margin (dB) Read Level Ant Factor Cable Loss Preamp Factor APos TPos Remark MHz dBuV/m dBuV/m dBuV dB/m dB dB cm deg 1 5190.00 95.88 ------ ------ 82.31 35.78 10.43 32.64 233 273 AVERAGE

Mode	38	
	Band Edge - R	
	U-NII-1_5.15-5.25_802.11ax HE40_CH38_Full_5190MHz	
ANT	6+7	
Pol.	Vertical	Fundamental
Peak	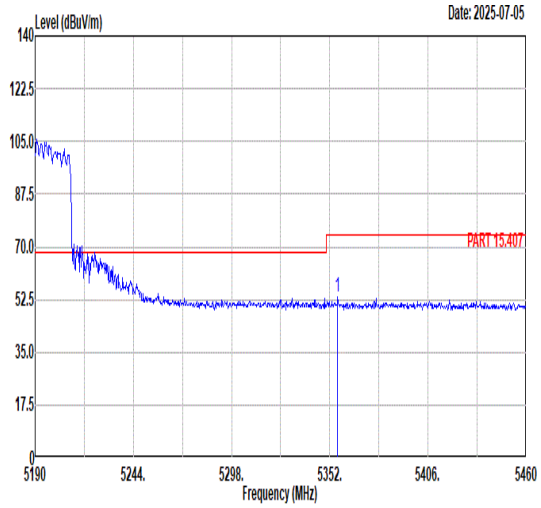 Freq Level Limit Line Margin (dB) Read Level Ant Factor Cable Loss Preamp Factor APos TPos Remark MHz dBuV/m dBuV/m dBuV dB/m dB dB cm deg 1 5356.32 53.25 74.00 -20.75 39.28 36.09 10.55 32.67 233 273 PEAK	Blank
Avg	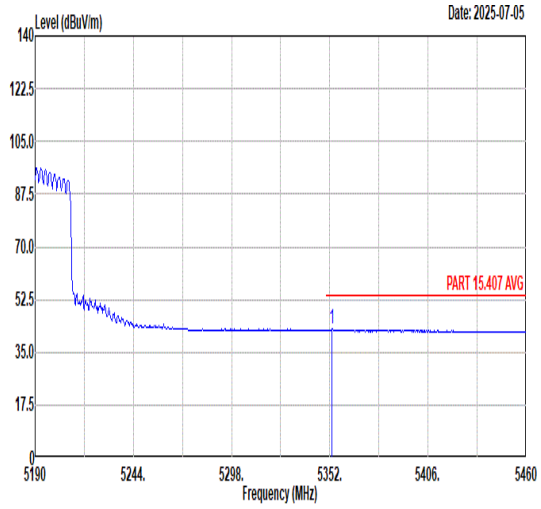 Freq Level Limit Line Margin (dB) Read Level Ant Factor Cable Loss Preamp Factor APos TPos Remark MHz dBuV/m dBuV/m dBuV dB/m dB dB cm deg 1 5353.35 42.69 54.00 -11.31 28.72 36.09 10.55 32.67 233 273 AVERAGE	Blank

Mode	39	
	Band Edge - L	
	U-NII-1_5.15-5.25_802.11ax HE40_CH46_Full_5230MHz	
ANT	6+7	
Pol.	Horizontal	Fundamental
Peak	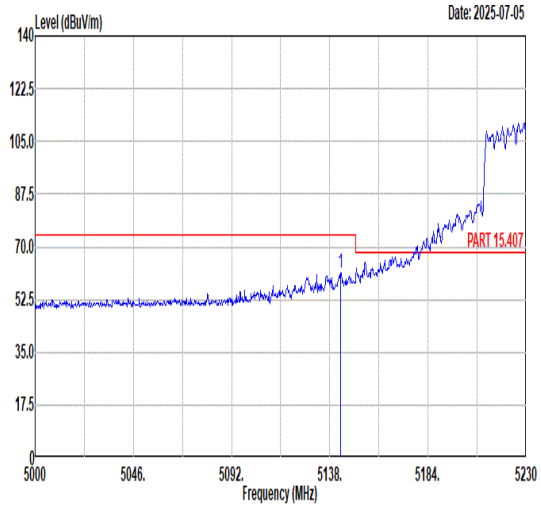 Freq Level Limit Line Margin (dB) Read Level Ant Factor Cable Loss Preamp Factor APos TPos Remark MHz dBuV/m dBuV/m dBuV dB/m dB dB cm deg 1 5143.06 61.20 74.00 -12.80 47.59 35.71 10.53 32.63 197 29 PEAK	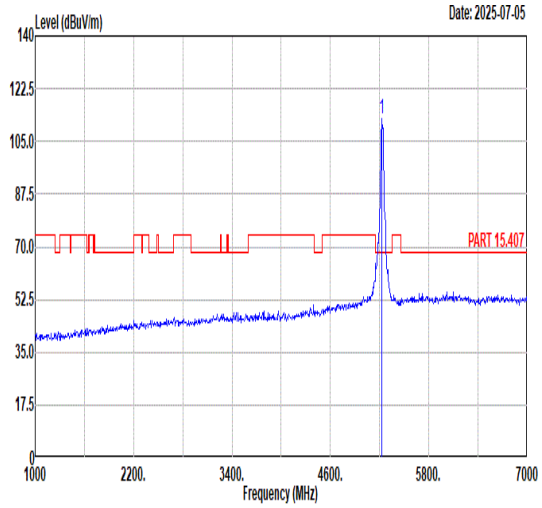 Freq Level Limit Line Margin (dB) Read Level Ant Factor Cable Loss Preamp Factor APos TPos Remark MHz dBuV/m dBuV/m dBuV dB/m dB dB cm deg 1 5230.00 112.67 ------ ------ 99.05 35.80 10.47 32.65 197 29 PEAK
Avg	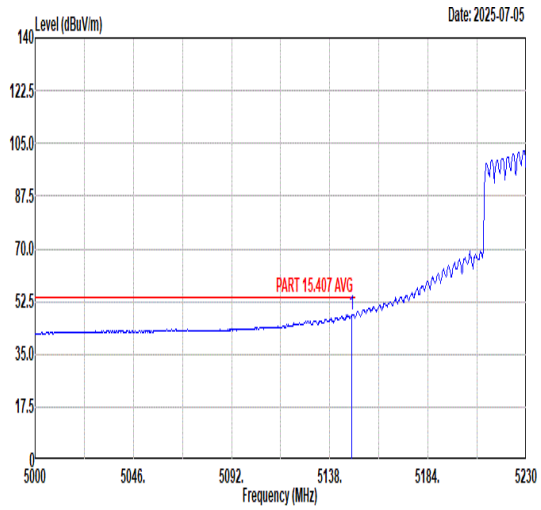 Freq Level Limit Line Margin (dB) Read Level Ant Factor Cable Loss Preamp Factor APos TPos Remark MHz dBuV/m dBuV/m dBuV dB/m dB dB cm deg 1 5148.35 48.12 54.00 -5.88 34.54 35.70 10.51 32.63 197 29 AVERAGE	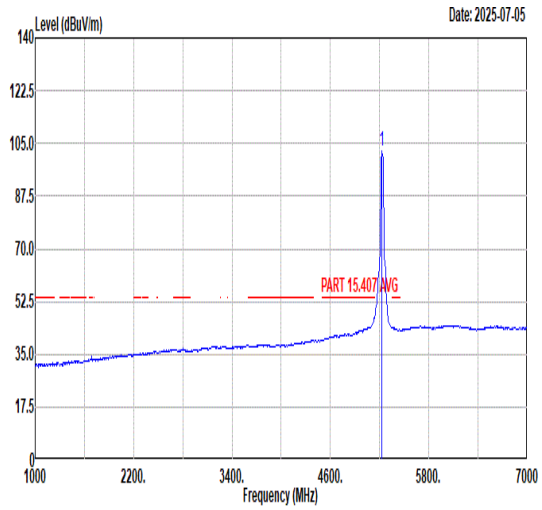 Freq Level Limit Line Margin (dB) Read Level Ant Factor Cable Loss Preamp Factor APos TPos Remark MHz dBuV/m dBuV/m dBuV dB/m dB dB cm deg 1 5230.00 102.28 ------ ------ 88.66 35.80 10.47 32.65 197 29 AVERAGE

Mode	39	
	Band Edge - R	
	U-NII-1_5.15-5.25_802.11ax HE40_CH46_Full_5230MHz	
ANT	6+7	
Pol.	Horizontal	Fundamental
Peak	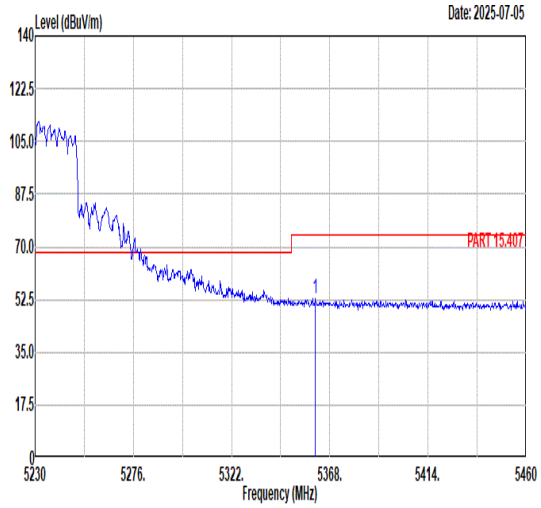 Freq Level Limit Line Margin (dB) Read Level Ant Factor Cable Loss Preamp Factor APos TPos Remark MHz dBuV/m dBuV/m dBuV dB/m dB dB cm deg 1 5361.33 52.68 74.00 -21.32 38.73 36.08 10.54 32.67 197 29 PEAK	Blank
Avg	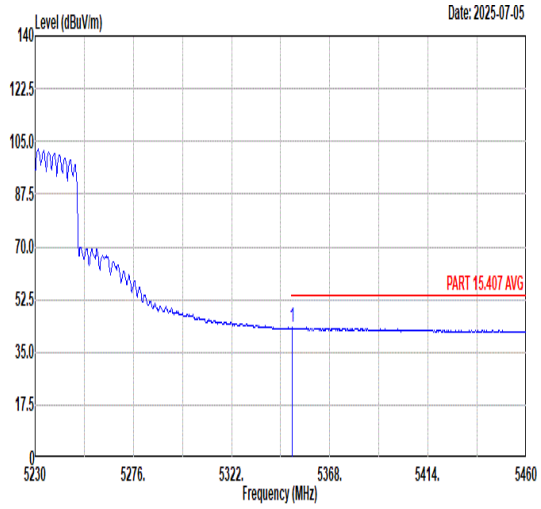 Freq Level Limit Line Margin (dB) Read Level Ant Factor Cable Loss Preamp Factor APos TPos Remark MHz dBuV/m dBuV/m dBuV dB/m dB dB cm deg 1 5350.29 43.18 54.00 -10.82 29.20 36.10 10.55 32.67 197 29 AVERAGE	Blank

Mode	39	
	Band Edge - L	
	U-NII-1_5.15-5.25_802.11ax HE40_CH46_Full_5230MHz	
ANT	6+7	
Pol.	Vertical	Fundamental
Peak	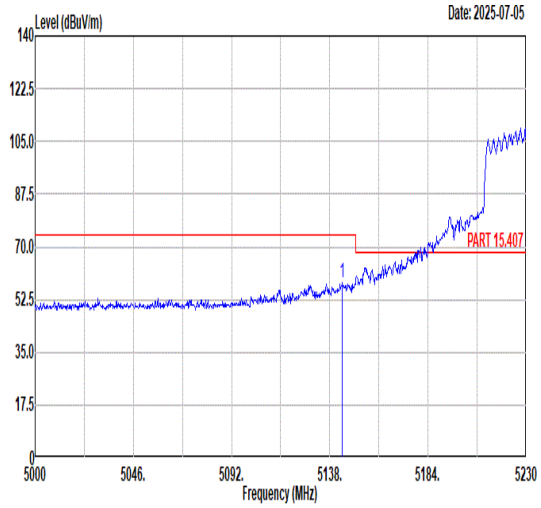 Freq Level Limit Line Margin (dB) Read Level Ant Factor Cable Loss Preamp Factor APos TPos Remark MHz dBuV/m dBuV/m dBuV dB/m dB dB cm deg 1 5143.98 58.06 74.00 -15.94 44.46 35.71 10.52 32.63 215 269 PEAK	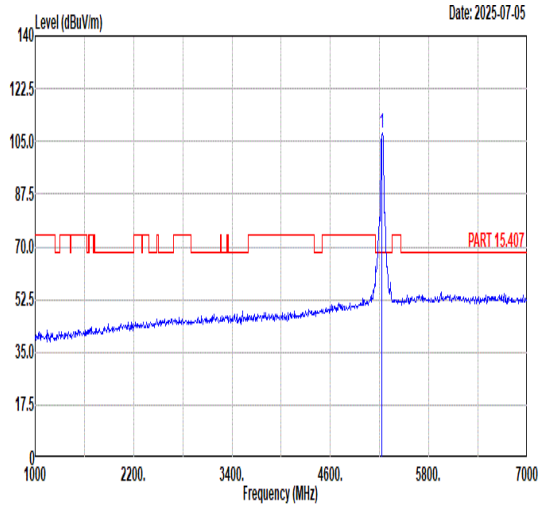 Freq Level Limit Line Margin (dB) Read Level Ant Factor Cable Loss Preamp Factor APos TPos Remark MHz dBuV/m dBuV/m dBuV dB/m dB dB cm deg 1 5230.00 107.62 ------ ------ 93.99 35.80 10.48 32.65 215 269 PEAK
Avg	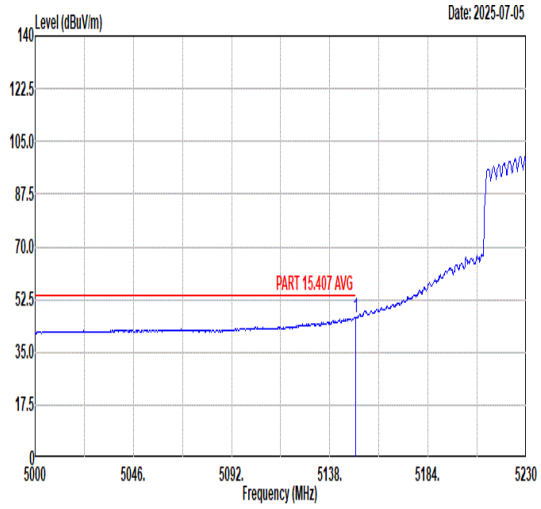 Freq Level Limit Line Margin (dB) Read Level Ant Factor Cable Loss Preamp Factor APos TPos Remark MHz dBuV/m dBuV/m dBuV dB/m dB dB cm deg 1 5149.96 46.52 54.00 -7.48 32.94 35.70 10.51 32.63 215 269 AVERAGE	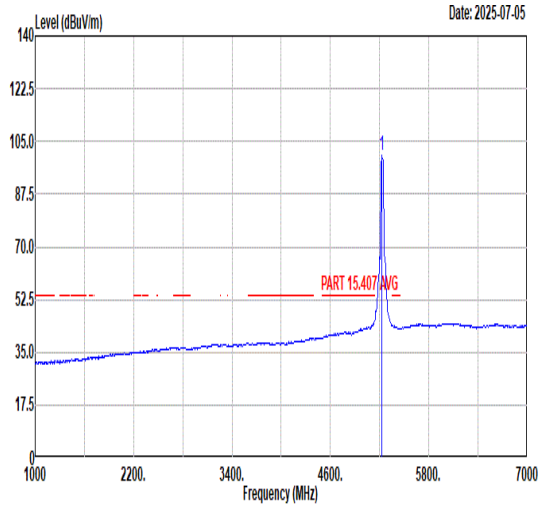 Freq Level Limit Line Margin (dB) Read Level Ant Factor Cable Loss Preamp Factor APos TPos Remark MHz dBuV/m dBuV/m dBuV dB/m dB dB cm deg 1 5230.00 100.14 ------ ------ 86.52 35.80 10.47 32.65 215 269 AVERAGE

Mode	39	
	Band Edge - R	
	U-NII-1_5.15-5.25_802.11ax HE40_CH46_Full_5230MHz	
ANT	6+7	
Pol.	Vertical	Fundamental
Peak	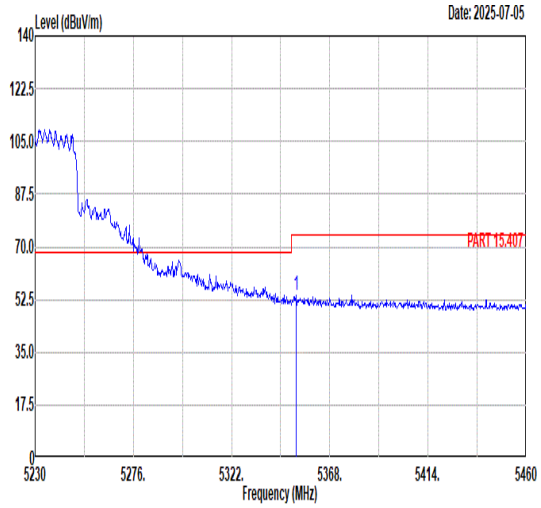 Freq Level Limit Line Margin (dB) Read Level Ant Factor Cable Loss Preamp Factor APos TPos Remark MHz dBuV/m dBuV/m dBuV dB/m dB dB cm deg 1 5352.36 53.77 74.00 -20.23 39.79 36.10 10.55 32.67 215 269 PEAK	Blank
Avg	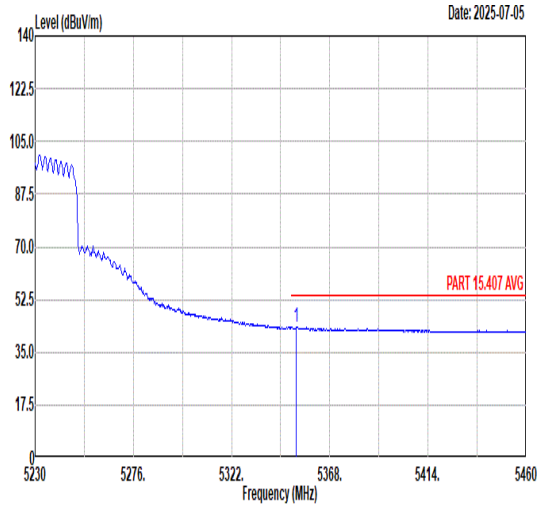 Freq Level Limit Line Margin (dB) Read Level Ant Factor Cable Loss Preamp Factor APos TPos Remark MHz dBuV/m dBuV/m dBuV dB/m dB dB cm deg 1 5352.13 43.32 54.00 -10.68 29.34 36.10 10.55 32.67 215 269 AVERAGE	Blank

Mode	40	
	Band Edge - L	
	U-NII-2A_5.25-5.35_802.11ax HE40_CH54_Full_5270MHz	
ANT	6+7	
Pol.	Horizontal	Fundamental
Peak	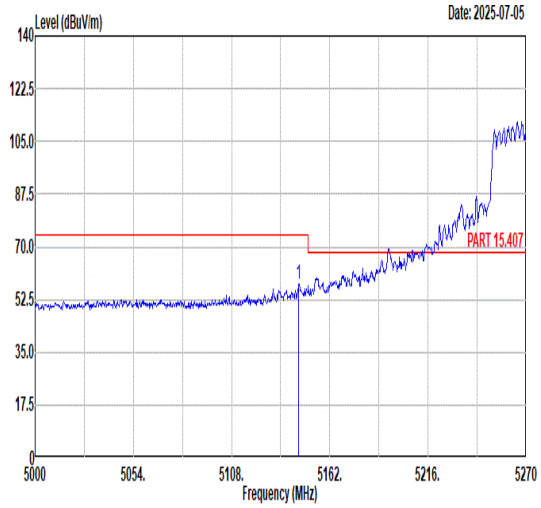 Freq Level Limit Line Margin (dB) Read Level Ant Factor Cable Loss Preamp Factor APos TPos Remark MHz dBuV/m dBuV/m dBuV dB/m dB dB cm deg 1 5144.99 57.44 74.00 -16.56 43.84 35.71 10.52 32.63 217 30 PEAK	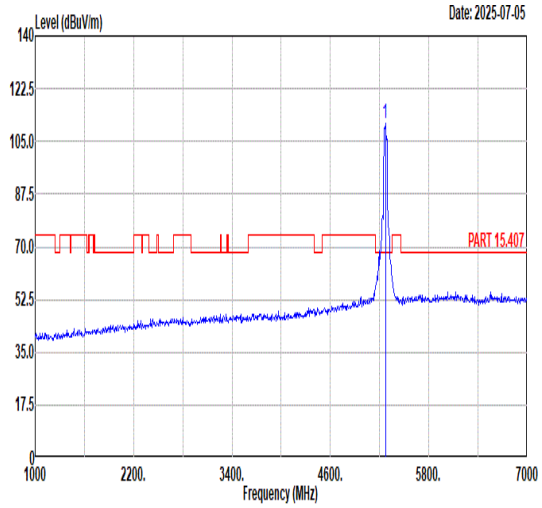 Freq Level Limit Line Margin (dB) Read Level Ant Factor Cable Loss Preamp Factor APos TPos Remark MHz dBuV/m dBuV/m dBuV dB/m dB dB cm deg 1 5270.00 110.88 ------ ------ 97.18 35.80 10.55 32.65 217 30 PEAK
Avg	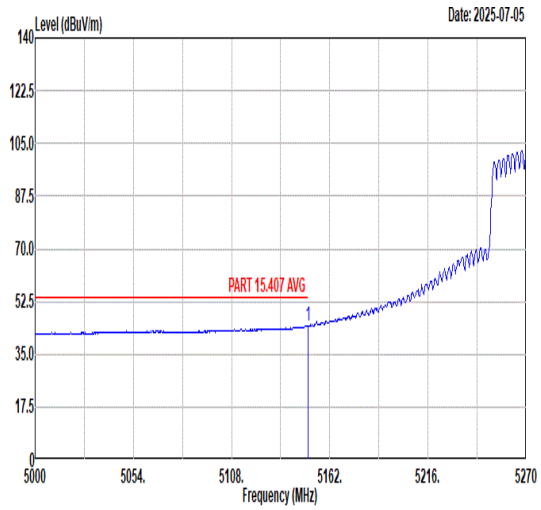 Freq Level Limit Line Margin (dB) Read Level Ant Factor Cable Loss Preamp Factor APos TPos Remark MHz dBuV/m dBuV/m dBuV dB/m dB dB cm deg 1 5149.85 44.54 54.00 -9.46 30.96 35.70 10.51 32.63 217 30 AVERAGE	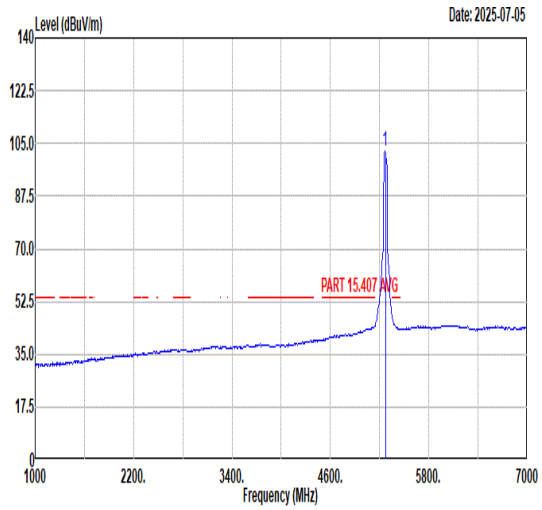 Freq Level Limit Line Margin (dB) Read Level Ant Factor Cable Loss Preamp Factor APos TPos Remark MHz dBuV/m dBuV/m dBuV dB/m dB dB cm deg 1 5270.00 102.38 ------ ------ 88.70 35.80 10.53 32.65 217 30 AVERAGE

Mode	40	
	Band Edge - R	
	U-NII-2A_5.25-5.35_802.11ax HE40_CH54_Full_5270MHz	
ANT	6+7	
Pol.	Horizontal	Fundamental
Peak	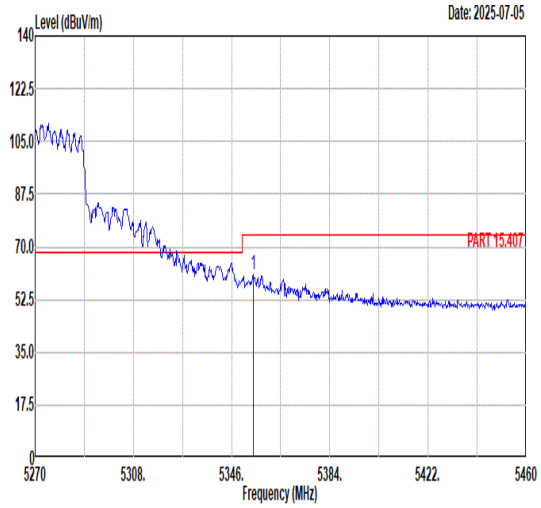 Freq Level Limit Line Margin (dB) Read Level Ant Factor Cable Loss Preamp Factor APos TPos Remark MHz dBuV/m dBuV/m dBuV dB/m dB dB cm deg 1 5354.36 60.52 74.00 -13.48 46.55 36.09 10.55 32.67 217 30 PEAK	Blank
Avg	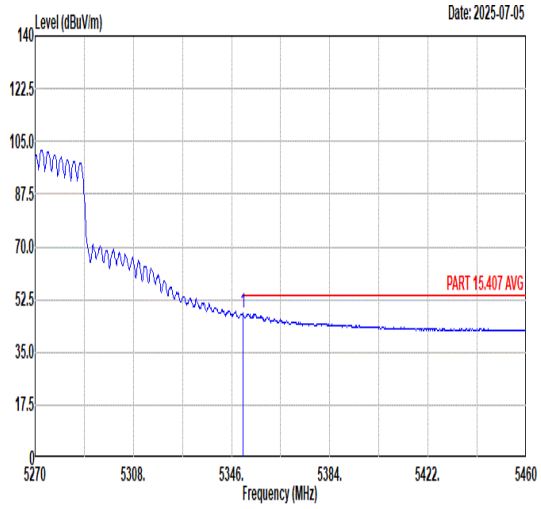 Freq Level Limit Line Margin (dB) Read Level Ant Factor Cable Loss Preamp Factor APos TPos Remark MHz dBuV/m dBuV/m dBuV dB/m dB dB cm deg 1 5350.37 47.85 54.00 -6.15 33.87 36.10 10.55 32.67 217 30 AVERAGE	Blank

Mode	40	
	Band Edge - L	
	U-NII-2A_5.25-5.35_802.11ax HE40_CH54_Full_5270MHz	
ANT	6+7	
Pol.	Vertical	Fundamental
Peak	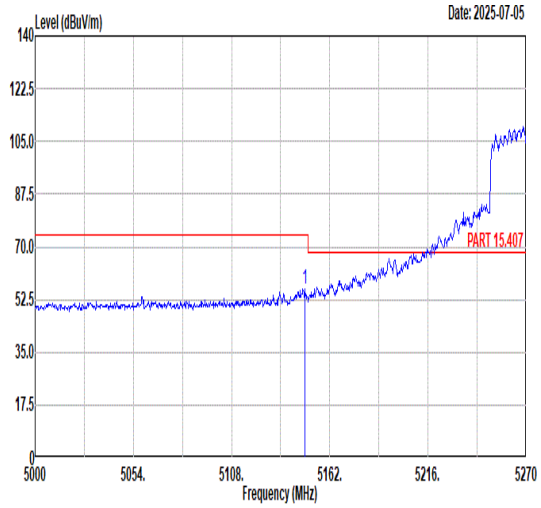 Freq Level Limit Line Margin (dB) Read Level Ant Factor Cable Loss Preamp Factor APos TPos Remark MHz dBuV/m dBuV/m dBuV dB/m dB dB cm deg 1 5148.23 56.18 74.00 -17.82 42.60 35.70 10.51 32.63 227 271 PEAK	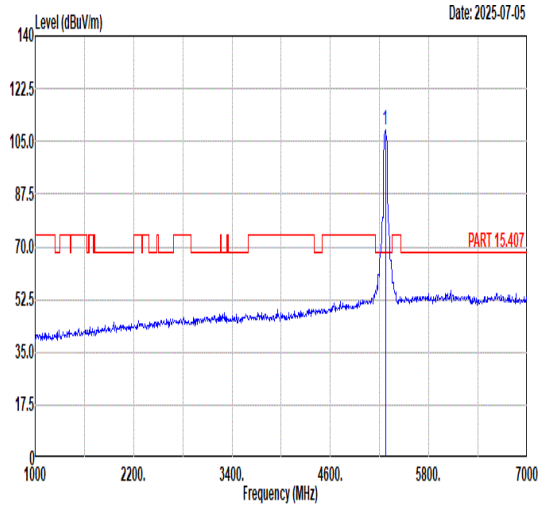 Freq Level Limit Line Margin (dB) Read Level Ant Factor Cable Loss Preamp Factor APos TPos Remark MHz dBuV/m dBuV/m dBuV dB/m dB dB cm deg 1 5270.00 108.68 ------ ------ 94.98 35.80 10.55 32.65 227 271 PEAK
Avg	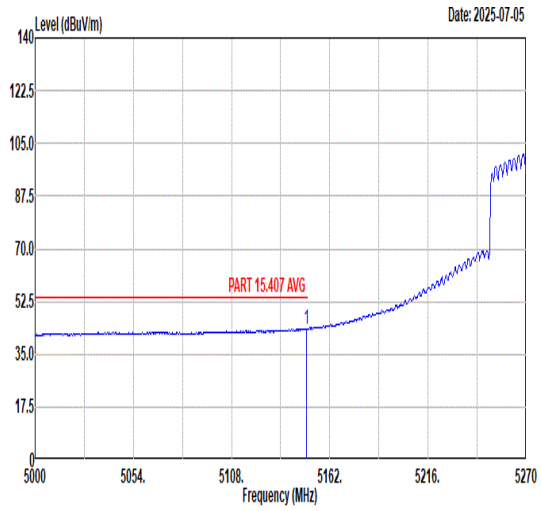 Freq Level Limit Line Margin (dB) Read Level Ant Factor Cable Loss Preamp Factor APos TPos Remark MHz dBuV/m dBuV/m dBuV dB/m dB dB cm deg 1 5149.04 43.41 54.00 -10.59 29.83 35.70 10.51 32.63 227 271 AVERAGE	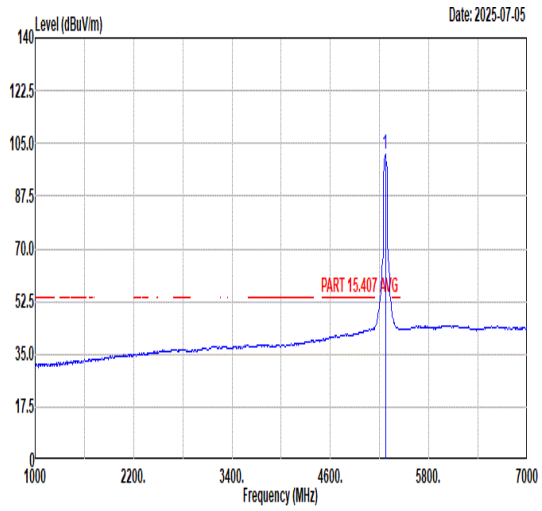 Freq Level Limit Line Margin (dB) Read Level Ant Factor Cable Loss Preamp Factor APos TPos Remark MHz dBuV/m dBuV/m dBuV dB/m dB dB cm deg 1 5270.00 101.28 ------ ------ 87.58 35.80 10.55 32.65 227 271 AVERAGE

Mode	40	
	Band Edge - R	
	U-NII-2A_5.25-5.35_802.11ax HE40_CH54_Full_5270MHz	
ANT	6+7	
Pol.	Vertical	Fundamental
Peak	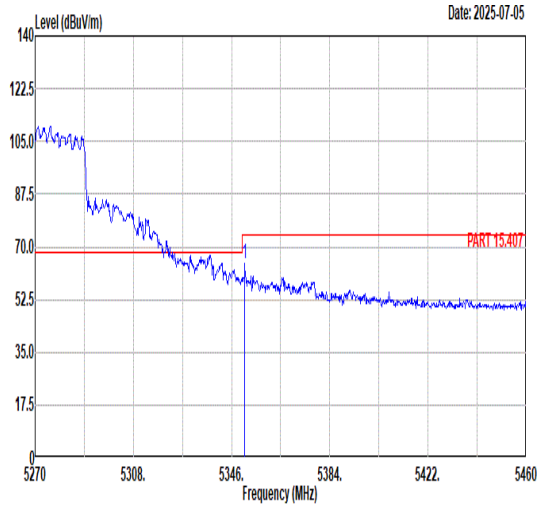 Freq Level Limit Line Margin (dB) Read Level Ant Factor Cable Loss Preamp Factor APos TPos Remark MHz dBuV/m dBuV/m dBuV dB/m dB dB cm deg 1 5351.13 64.26 74.00 -9.74 50.28 36.10 10.55 32.67 227 271 PEAK	Blank
Avg	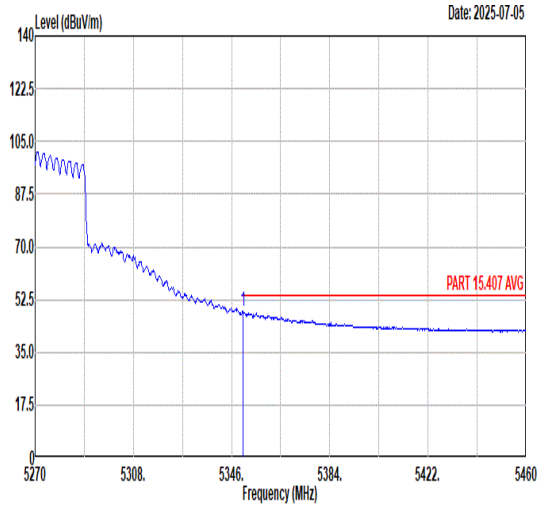 Freq Level Limit Line Margin (dB) Read Level Ant Factor Cable Loss Preamp Factor APos TPos Remark MHz dBuV/m dBuV/m dBuV dB/m dB dB cm deg 1 5350.37 48.68 54.00 -5.32 34.70 36.10 10.55 32.67 227 271 AVERAGE	Blank

Mode	41	
	Band Edge - L	
	U-NII-2A_5.25-5.35_802.11ax HE40_CH62_Full_5310MHz	
ANT	6+7	
Pol.	Horizontal	Fundamental
Peak	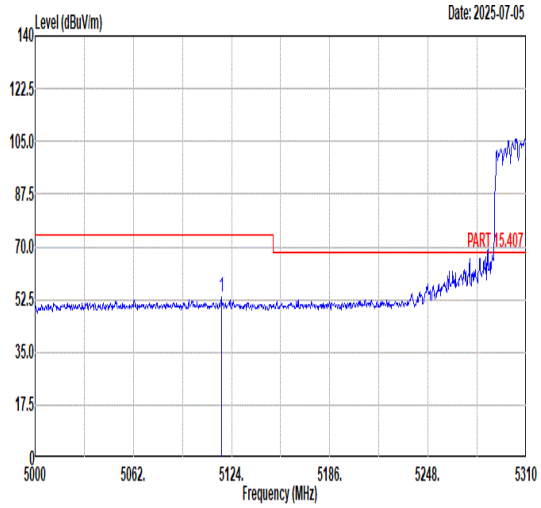 Freq Level Limit Line Margin (dB) Read Level Ant Factor Cable Loss Preamp Factor APos TPos Remark MHz dBuV/m dBuV/m dBuV dB/m dB dB cm deg 1 5117.49 53.34 74.00 -20.66 39.61 35.77 10.58 32.62 222 31 PEAK	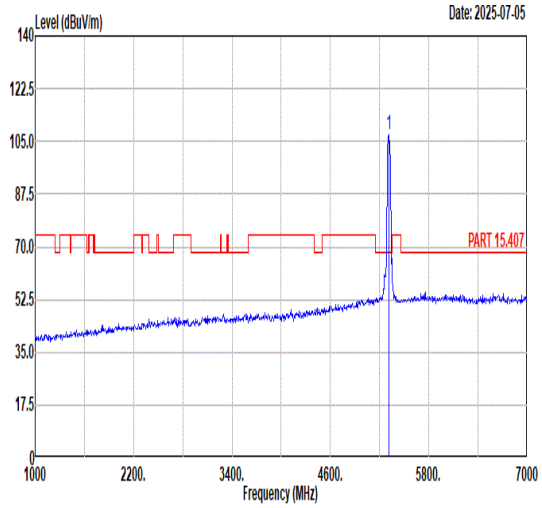 Freq Level Limit Line Margin (dB) Read Level Ant Factor Cable Loss Preamp Factor APos TPos Remark MHz dBuV/m dBuV/m dBuV dB/m dB dB cm deg 1 5310.00 107.49 ------ ------ 93.68 35.88 10.59 32.66 222 31 PEAK
Avg	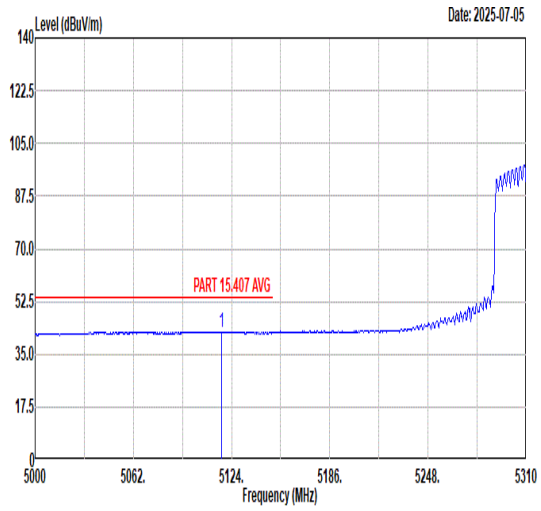 Freq Level Limit Line Margin (dB) Read Level Ant Factor Cable Loss Preamp Factor APos TPos Remark MHz dBuV/m dBuV/m dBuV dB/m dB dB cm deg 1 5117.80 42.48 54.00 -11.52 28.76 35.76 10.58 32.62 222 31 AVERAGE	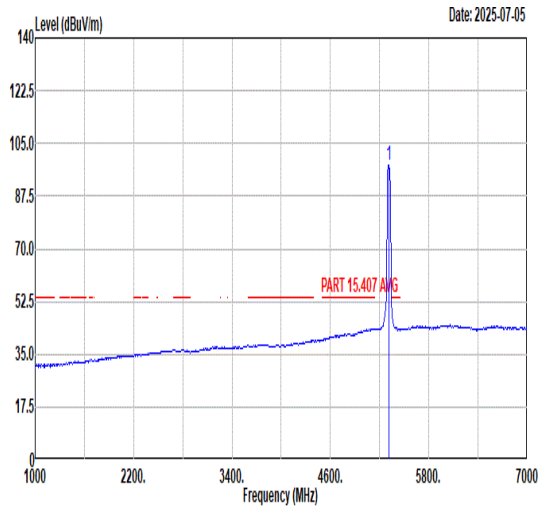 Freq Level Limit Line Margin (dB) Read Level Ant Factor Cable Loss Preamp Factor APos TPos Remark MHz dBuV/m dBuV/m dBuV dB/m dB dB cm deg 1 5310.00 97.65 ------ ------ 83.87 35.85 10.59 32.66 222 31 AVERAGE

Mode	41	
	Band Edge - R	
	U-NII-2A_5.25-5.35_802.11ax HE40_CH62_Full_5310MHz	
ANT	6+7	
Pol.	Horizontal	Fundamental
Peak	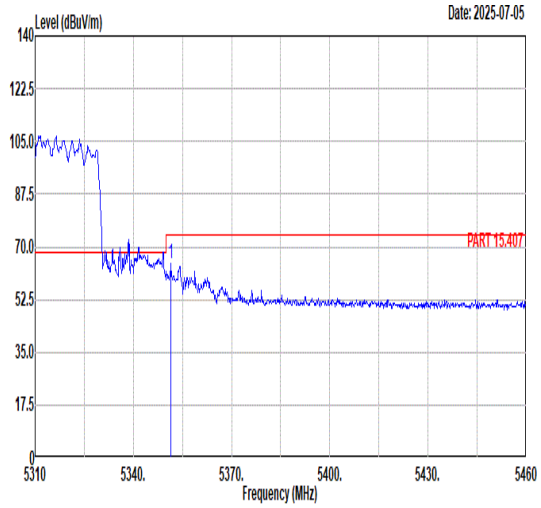 Freq Level Limit Line Margin (dB) Read Level Ant Factor Cable Loss Preamp Factor APos TPos Remark MHz dBuV/m dBuV/m dBuV dB/m dB dB cm deg 1 5351.55 64.41 74.00 -9.59 50.43 36.10 10.55 32.67 222 31 PEAK	Blank
Avg	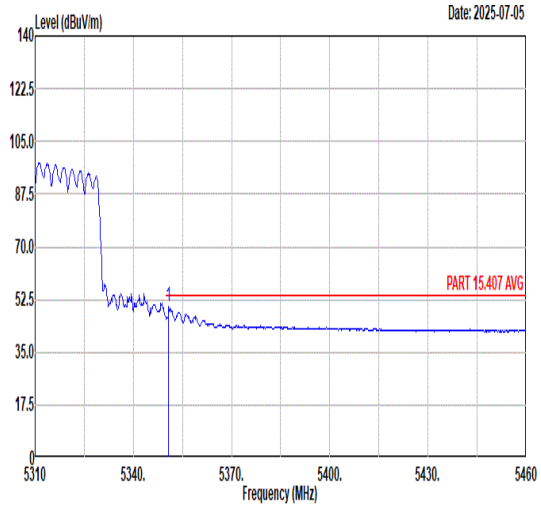 Freq Level Limit Line Margin (dB) Read Level Ant Factor Cable Loss Preamp Factor APos TPos Remark MHz dBuV/m dBuV/m dBuV dB/m dB dB cm deg 1 5350.80 49.94 54.00 -4.06 35.96 36.10 10.55 32.67 222 31 AVERAGE	Blank

Mode	41	
	Band Edge - L	
	U-NII-2A_5.25-5.35_802.11ax HE40_CH62_Full_5310MHz	
ANT	6+7	
Pol.	Vertical	Fundamental
Peak	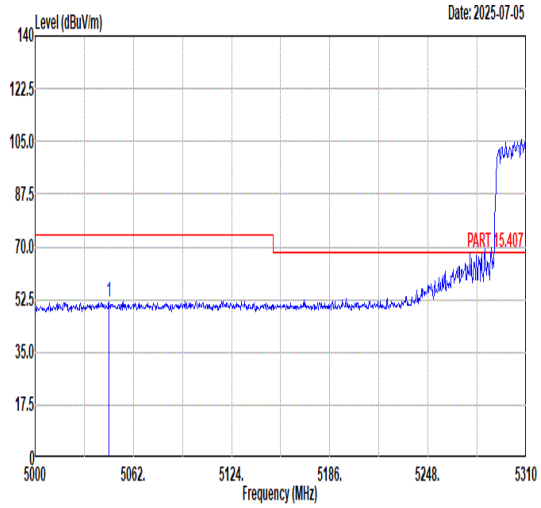 Freq Level Limit Line Margin (dB) Read Level Ant Factor Cable Loss Preamp Factor APos TPos Remark MHz dBuV/m dBuV/m dBuV dB/m dB dB cm deg 1 5046.50 51.85 74.00 -22.15 38.17 35.80 10.49 32.61 223 271 PEAK	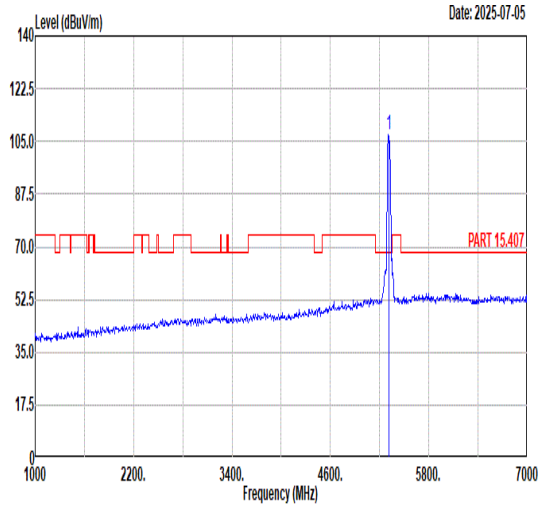 Freq Level Limit Line Margin (dB) Read Level Ant Factor Cable Loss Preamp Factor APos TPos Remark MHz dBuV/m dBuV/m dBuV dB/m dB dB cm deg 1 5310.00 107.15 ------ ------ 93.37 35.85 10.59 32.66 223 271 PEAK
Avg	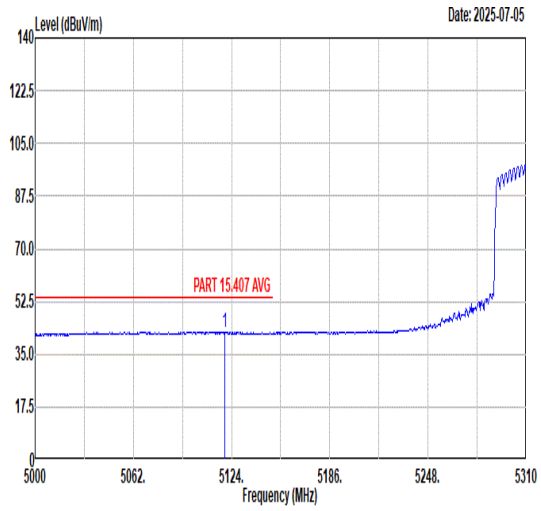 Freq Level Limit Line Margin (dB) Read Level Ant Factor Cable Loss Preamp Factor APos TPos Remark MHz dBuV/m dBuV/m dBuV dB/m dB dB cm deg 1 5119.66 42.36 54.00 -11.64 28.65 35.76 10.57 32.62 223 271 AVERAGE	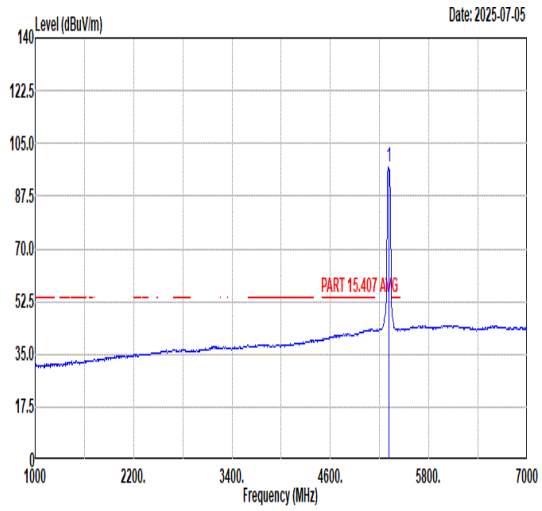 Freq Level Limit Line Margin (dB) Read Level Ant Factor Cable Loss Preamp Factor APos TPos Remark MHz dBuV/m dBuV/m dBuV dB/m dB dB cm deg 1 5310.00 97.08 ------ ------ 83.30 35.85 10.59 32.66 223 271 AVERAGE

Mode	41	
	Band Edge - R	
	U-NII-2A_5.25-5.35_802.11ax HE40_CH62_Full_5310MHz	
ANT	6+7	
Pol.	Vertical	Fundamental
Peak	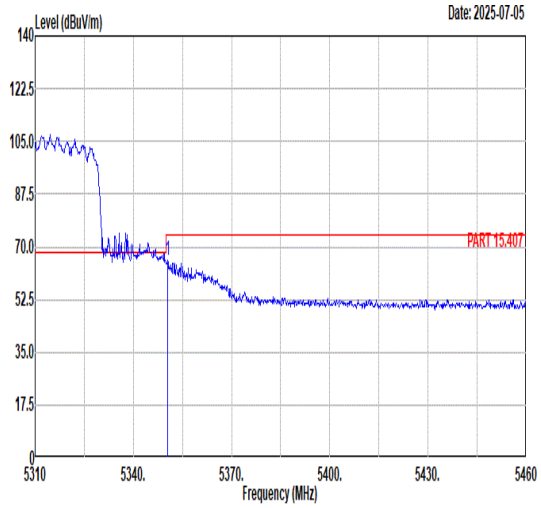 Freq Level Limit Line Margin (dB) Read Level Ant Factor Cable Loss Preamp Factor APos TPos Remark MHz dBuV/m dBuV/m dBuV dB/m dB dB cm deg 1 5350.50 65.39 74.00 -8.61 51.41 36.10 10.55 32.67 223 271 PEAK	Blank
Avg	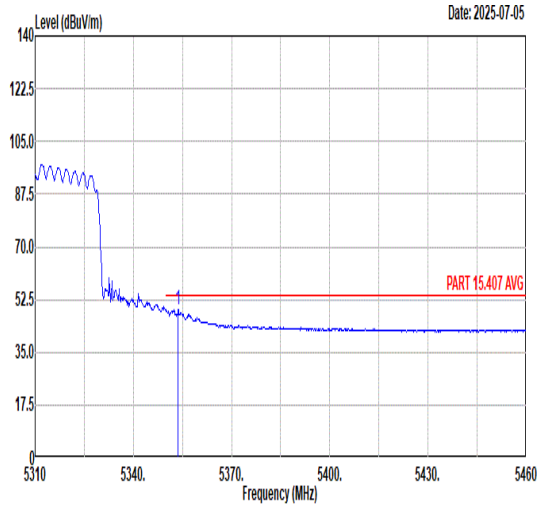 Freq Level Limit Line Margin (dB) Read Level Ant Factor Cable Loss Preamp Factor APos TPos Remark MHz dBuV/m dBuV/m dBuV dB/m dB dB cm deg 1 5353.65 49.36 54.00 -4.64 35.39 36.09 10.55 32.67 223 271 AVERAGE	Blank

Mode	42	
	Band Edge - L	
	U-NII-2C_5.47-5.725_802.11ax HE40_CH102_Full_5510MHz	
ANT	6+7	
Pol.	Horizontal	Fundamental
Peak	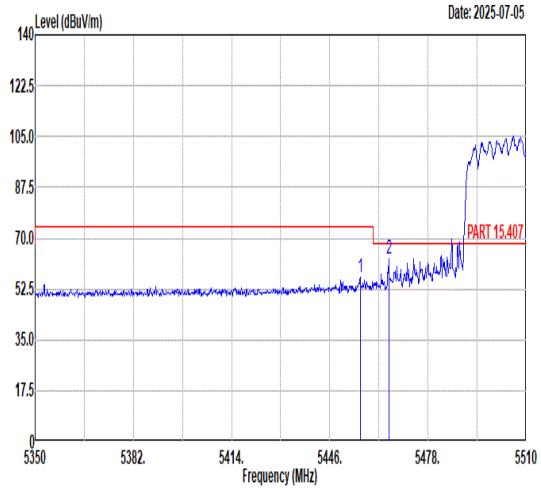 Freq Level Limit Line Margin (dB) Read Level Ant Factor Cable Loss Preamp Factor APos TPos Remark MHz dBuV/m dBuV/m dBuV dB/m dB dB cm deg 1 5455.92 56.37 74.00 -17.63 42.60 35.92 10.54 32.69 214 29 PEAK 2 5465.20 62.70 68.30 -5.60 48.88 35.96 10.55 32.69 214 29 PEAK	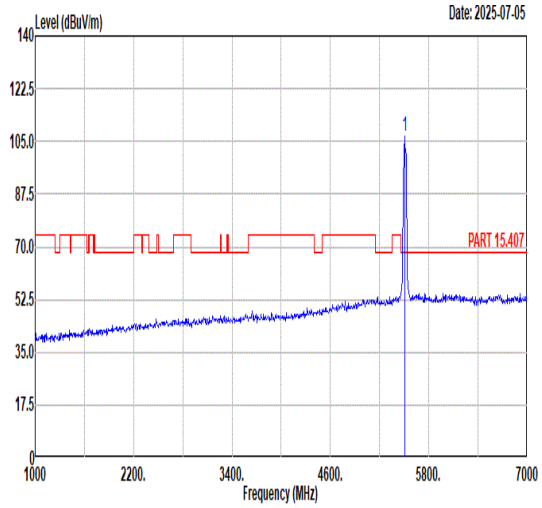 Freq Level Limit Line Margin (dB) Read Level Ant Factor Cable Loss Preamp Factor APos TPos Remark MHz dBuV/m dBuV/m dBuV dB/m dB dB cm deg 1 5510.00 106.88 ------ ------ 92.89 36.11 10.58 32.70 214 29 PEAK
Avg	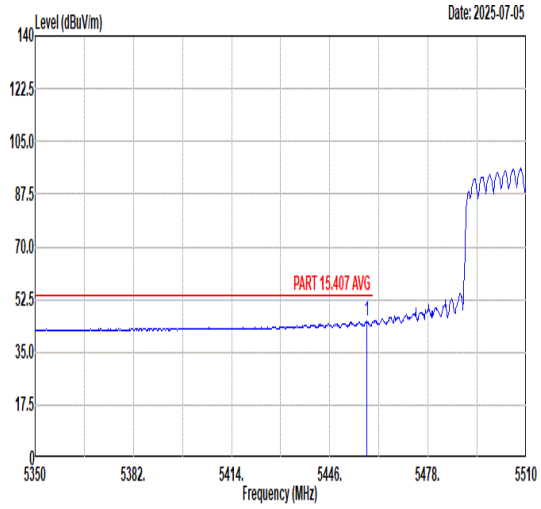 Freq Level Limit Line Margin (dB) Read Level Ant Factor Cable Loss Preamp Factor APos TPos Remark MHz dBuV/m dBuV/m dBuV dB/m dB dB cm deg 1 5458.16 45.18 54.00 -8.82 31.40 35.93 10.54 32.69 214 29 AVERAGE	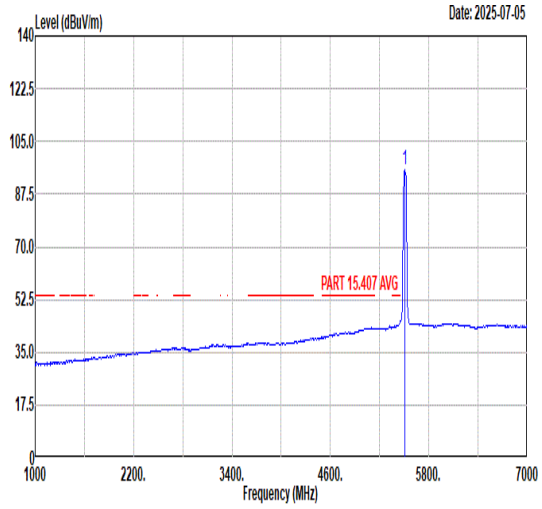 Freq Level Limit Line Margin (dB) Read Level Ant Factor Cable Loss Preamp Factor APos TPos Remark MHz dBuV/m dBuV/m dBuV dB/m dB dB cm deg 1 5510.00 95.56 ------ ------ 81.55 36.12 10.59 32.70 214 29 AVERAGE

Mode	42	
	Band Edge - R	
	U-NII-2C_5.47-5.725_802.11ax HE40_CH102_Full_5510MHz	
ANT	6+7	
Pol.	Horizontal	Fundamental
Peak	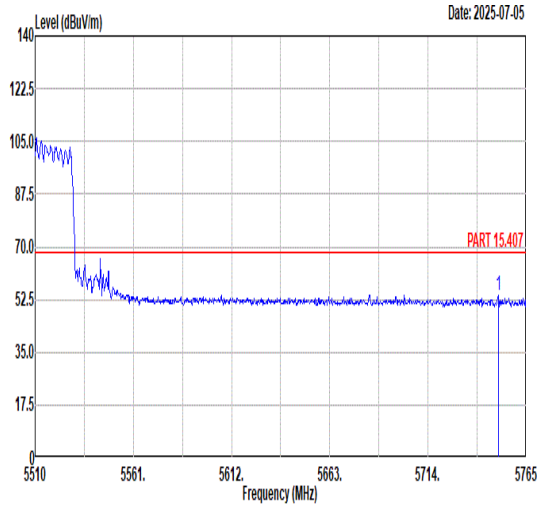 Freq Level Limit Line Margin (dB) Read Level Ant Factor Cable Loss Preamp Factor APos TPos Remark MHz dBuV/m dBuV/m dBuV dB/m dB dB cm deg 1 5750.47 53.74 68.30 -14.56 38.99 36.70 10.85 32.80 214 29 PEAK	Blank

Mode	42	
	Band Edge - L	
	U-NII-2C_5.47-5.725_802.11ax HE40_CH102_Full_5510MHz	
ANT	6+7	
Pol.	Vertical	Fundamental
Peak	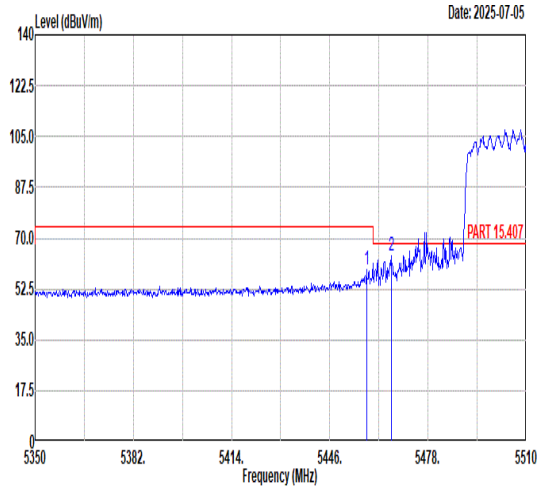 Freq Level Limit Line Margin (dB) Read Level Ant Factor Cable Loss Preamp Factor APos TPos Remark MHz dBuV/m dBuV/m dBuV dB/m dB dB cm deg 1 5458.00 59.14 74.00 -14.86 45.36 35.93 10.54 32.69 240 266 PEAK 2 5466.00 64.18 68.30 -4.12 50.36 35.96 10.55 32.69 240 266 PEAK	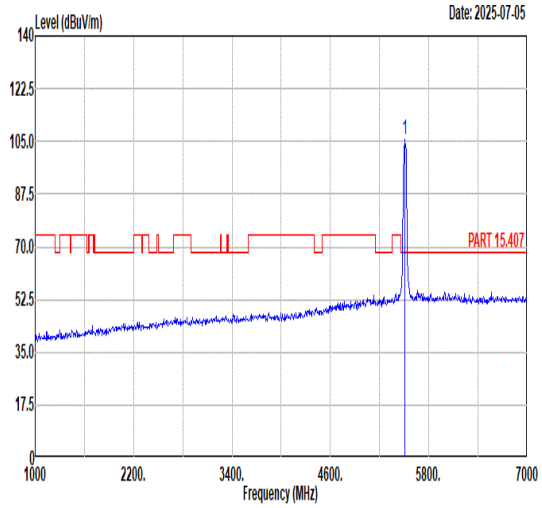 Freq Level Limit Line Margin (dB) Read Level Ant Factor Cable Loss Preamp Factor APos TPos Remark MHz dBuV/m dBuV/m dBuV dB/m dB dB cm deg 1 5510.00 105.86 ------ ------ 91.85 36.12 10.59 32.70 240 266 PEAK
Avg	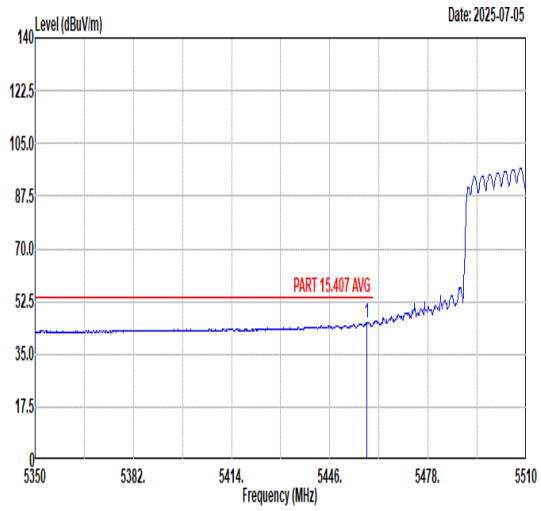 Freq Level Limit Line Margin (dB) Read Level Ant Factor Cable Loss Preamp Factor APos TPos Remark MHz dBuV/m dBuV/m dBuV dB/m dB dB cm deg 1 5458.16 45.54 54.00 -8.46 31.76 35.93 10.54 32.69 240 266 AVERAGE	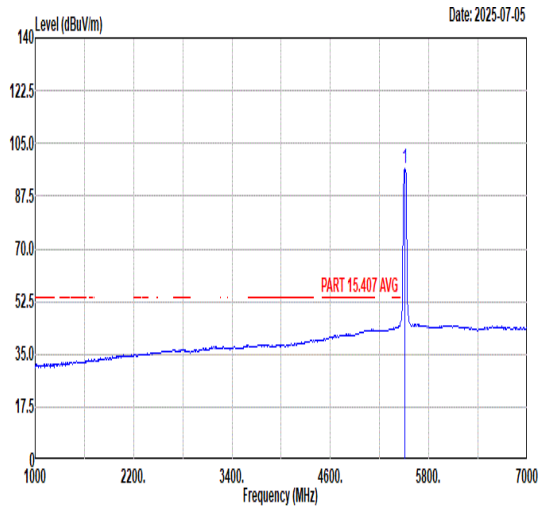 Freq Level Limit Line Margin (dB) Read Level Ant Factor Cable Loss Preamp Factor APos TPos Remark MHz dBuV/m dBuV/m dBuV dB/m dB dB cm deg 1 5510.00 96.59 ------ ------ 82.58 36.12 10.59 32.70 240 266 AVERAGE

Mode	42	
	Band Edge - R	
	U-NII-2C_5.47-5.725_802.11ax HE40_CH102_Full_5510MHz	
ANT	6+7	
Pol.	Vertical	Fundamental
Peak	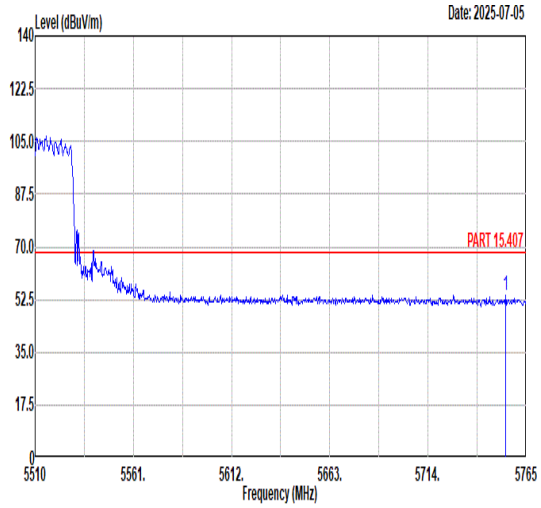 Freq Level Limit Line Margin (dB) Read Level Ant Factor Cable Loss Preamp Factor APos TPos Remark MHz dBuV/m dBuV/m dBuV dB/m dB dB cm deg 1 5754.29 53.93 68.30 -14.37 39.19 36.69 10.85 32.80 240 266 PEAK	Blank

Mode	43	
	Band Edge - L	
	U-NII-2C_5.47-5.725_802.11ax HE40_CH134_Full_5670MHz	
ANT	6+7	
Pol.	Horizontal	Fundamental
Peak	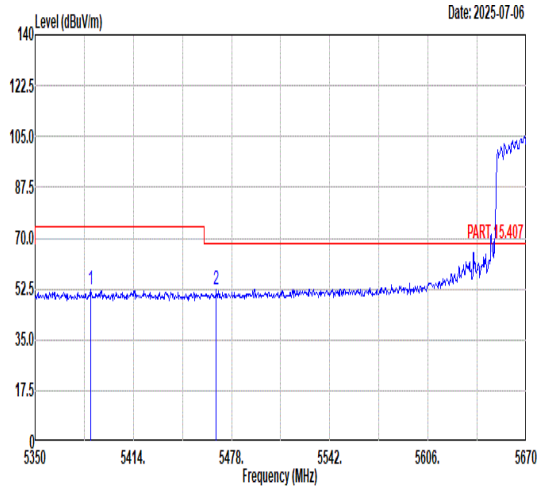 Freq Level Limit Line Margin Read Level Ant Factor Cable Loss Preamp Factor APos TPos Remark MHz dBuV/m dBuV/m dB dBuV dB/m dB dB cm deg 1 5386.16 52.16 74.00 -21.84 38.29 36.03 10.52 32.68 223 18 PEAK 2 5468.08 52.17 68.30 -16.13 38.34 35.97 10.55 32.69 223 18 PEAK	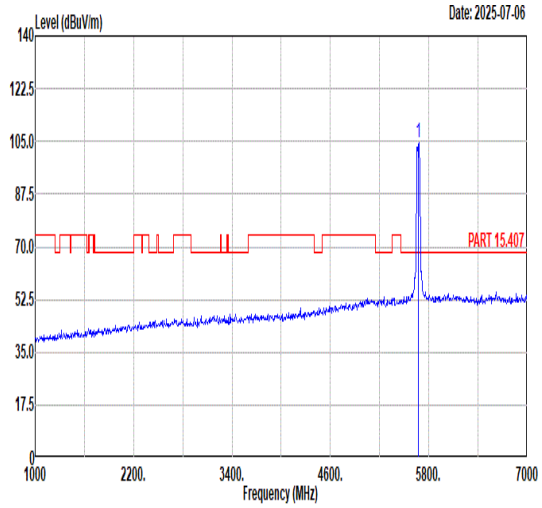 Freq Level Limit Line Margin Read Level Ant Factor Cable Loss Preamp Factor APos TPos Remark MHz dBuV/m dBuV/m dB dBuV dB/m dB dB cm deg 1 5670.00 104.43 ------ ------ 89.77 36.56 10.87 32.77 223 18 PEAK
Avg	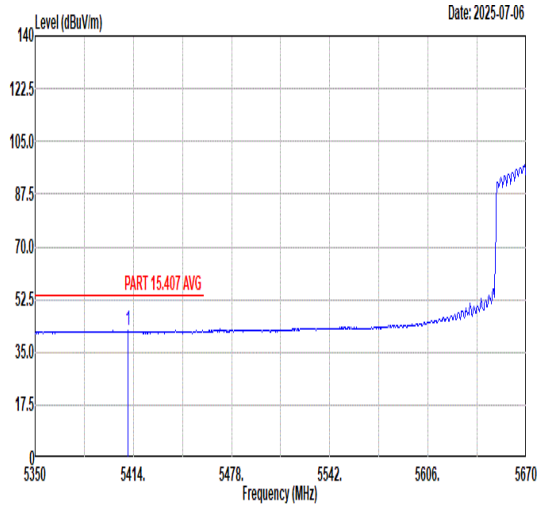 Freq Level Limit Line Margin Read Level Ant Factor Cable Loss Preamp Factor APos TPos Remark MHz dBuV/m dBuV/m dB dBuV dB/m dB dB cm deg 1 5410.48 42.09 54.00 -11.91 28.28 35.98 10.51 32.68 223 18 AVERAGE	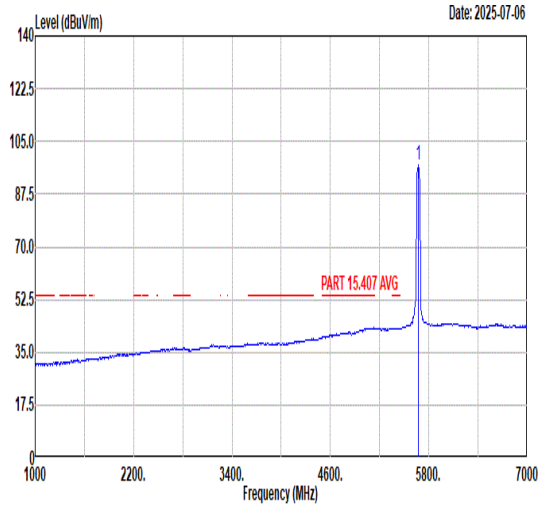 Freq Level Limit Line Margin Read Level Ant Factor Cable Loss Preamp Factor APos TPos Remark MHz dBuV/m dBuV/m dB dBuV dB/m dB dB cm deg 1 5670.00 97.02 ------ ------ 82.38 36.55 10.86 32.77 223 18 AVERAGE

Mode	43	
	Band Edge - R	
	U-NII-2C_5.47-5.725_802.11ax HE40_CH134_Full_5670MHz	
ANT	6+7	
Pol.	Horizontal	Fundamental
Peak	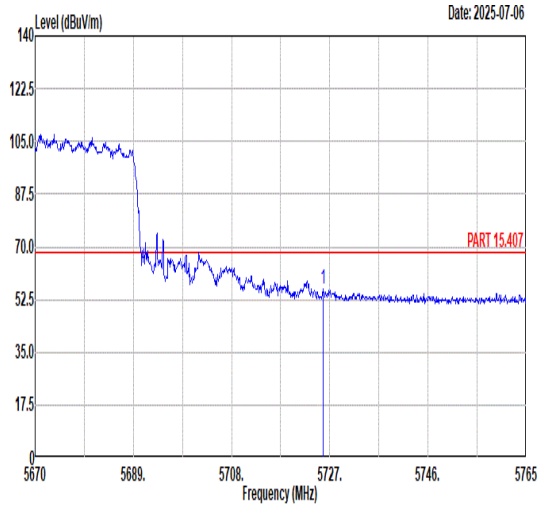 Freq Level Limit Line Margin Read Level Ant Factor Cable Loss Preamp Factor APos TPos Remark MHz dBuV/m dBuV/m dB dBuV dB/m dB dB cm deg 1 5725.67 55.76 68.30 -12.54 41.03 36.65 10.87 32.79 223 18 PEAK	Blank

Mode	43
	Band Edge - L
	U-NII-2C_5.47-5.725_802.11ax HE40_CH134_Full_5670MHz
ANT	6+7

Pol.	Vertical	Fundamental
Peak	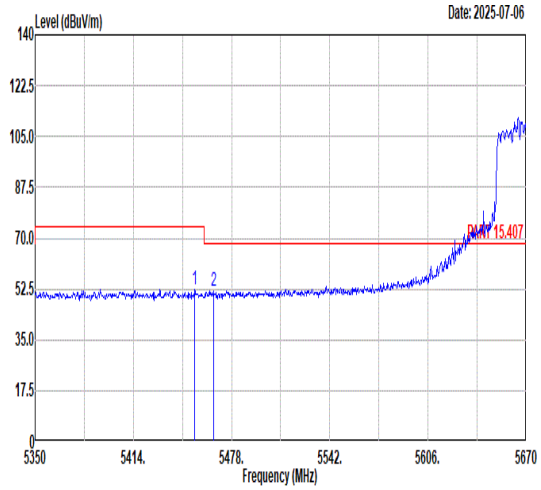 Freq Level Limit Line Margin Read Level Ant Factor Cable Loss Preamp Factor APos TPos Remark MHz dBuV/m dBuV/m dB dBuV dB/m dB dB cm deg 1 5454.00 52.19 74.00 -21.81 38.42 35.92 10.54 32.69 219 268 PEAK 2 5466.16 51.90 68.30 -16.40 38.08 35.96 10.55 32.69 219 268 PEAK	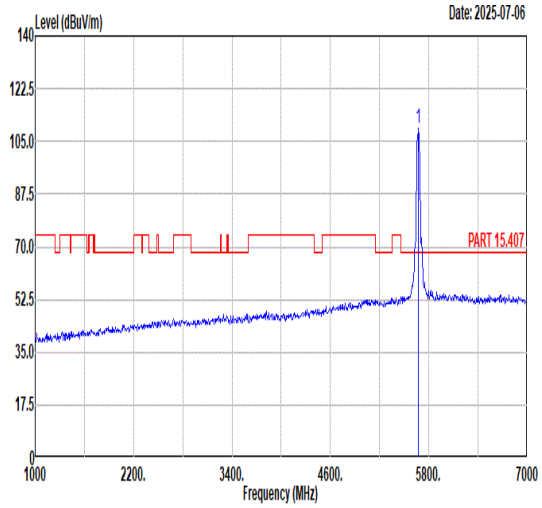 Freq Level Limit Line Margin Read Level Ant Factor Cable Loss Preamp Factor APos TPos Remark MHz dBuV/m dBuV/m dB dBuV dB/m dB dB cm deg 1 5670.00 109.48 ------ ------ 94.86 36.54 10.85 32.77 219 268 PEAK
Avg	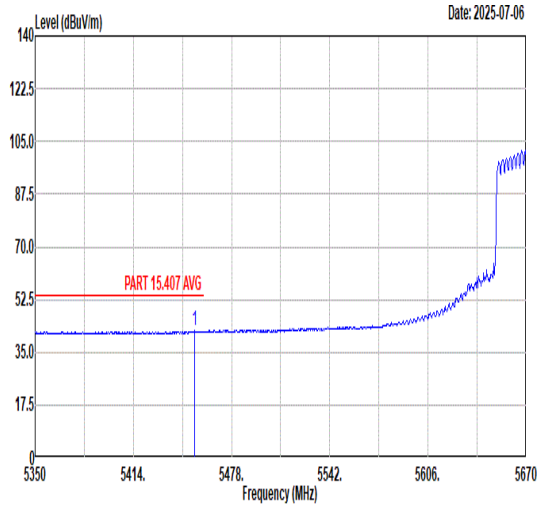 Freq Level Limit Line Margin Read Level Ant Factor Cable Loss Preamp Factor APos TPos Remark MHz dBuV/m dBuV/m dB dBuV dB/m dB dB cm deg 1 5453.68 42.26 54.00 -11.74 28.50 35.91 10.54 32.69 219 268 AVERAGE	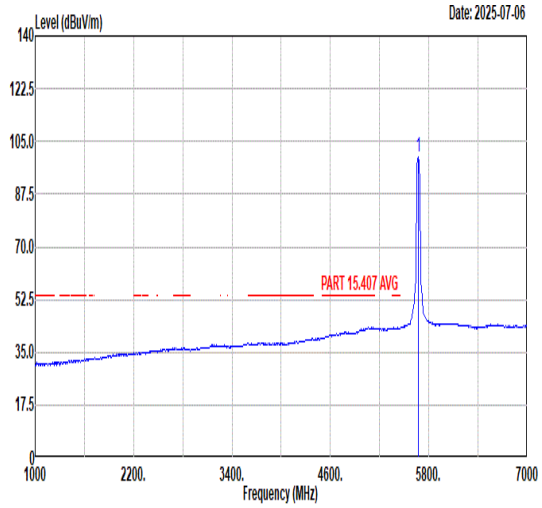 Freq Level Limit Line Margin Read Level Ant Factor Cable Loss Preamp Factor APos TPos Remark MHz dBuV/m dBuV/m dB dBuV dB/m dB dB cm deg 1 5670.00 99.89 ------ ------ 85.25 36.55 10.86 32.77 219 268 AVERAGE

Mode	43	
	Band Edge - R	
	U-NII-2C_5.47-5.725_802.11ax HE40_CH134_Full_5670MHz	
ANT	6+7	
Pol.	Vertical	Fundamental
Peak	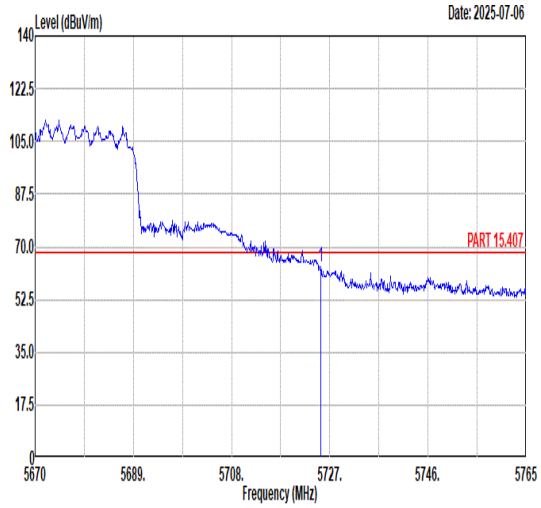 Freq Level Limit Line Margin Read Level Ant Factor Cable Loss Preamp Factor APos TPos Remark MHz dBuV/m dBuV/m dB dBuV dB/m dB dB cm deg 1 5725.29 63.63 68.30 -4.67 48.90 36.65 10.87 32.79 219 268 PEAK	Blank

Mode	44	
	Band Edge - L	
	U-NII-1_5.15-5.25_802.11ax HE80_CH42_Full_5210MHz	
ANT	6+7	
Pol.	Horizontal	Fundamental
Peak	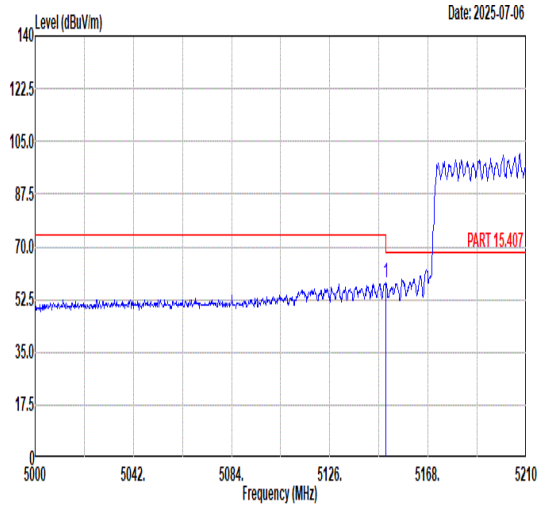 Freq Level Limit Line Margin (dB) Read Level Ant Factor Cable Loss Preamp Factor APos TPos Remark MHz dBuV/m dBuV/m dBuV dB/m dB dB cm deg 1 5149.94 58.27 74.00 -15.73 44.69 35.70 10.51 32.63 211 29 PEAK	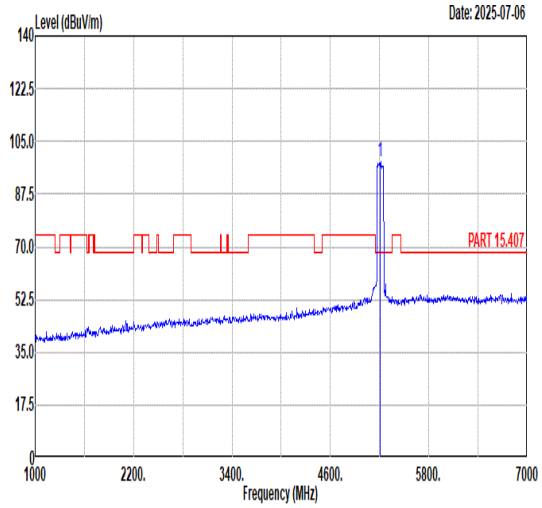 Freq Level Limit Line Margin (dB) Read Level Ant Factor Cable Loss Preamp Factor APos TPos Remark MHz dBuV/m dBuV/m dBuV dB/m dB dB cm deg 1 5210.00 98.35 ------ ------ 84.76 35.80 10.43 32.64 211 29 PEAK
Avg	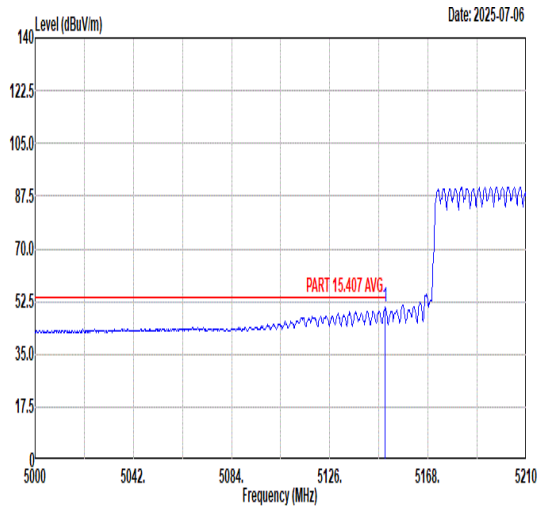 Freq Level Limit Line Margin (dB) Read Level Ant Factor Cable Loss Preamp Factor APos TPos Remark MHz dBuV/m dBuV/m dBuV dB/m dB dB cm deg 1 5149.73 50.77 54.00 -3.23 37.19 35.70 10.51 32.63 211 29 AVERAGE	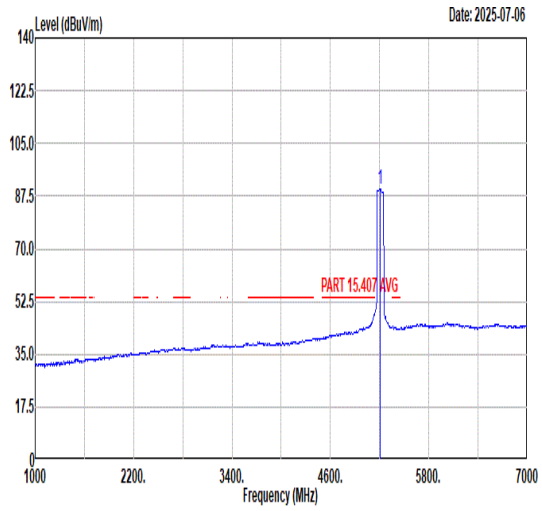 Freq Level Limit Line Margin (dB) Read Level Ant Factor Cable Loss Preamp Factor APos TPos Remark MHz dBuV/m dBuV/m dBuV dB/m dB dB cm deg 1 5210.00 89.93 ------ ------ 76.36 35.80 10.41 32.64 211 29 AVERAGE

Mode	44	
	Band Edge - R	
	U-NII-1_5.15-5.25_802.11ax HE80_CH42_Full_5210MHz	
ANT	6+7	
Pol.	Horizontal	Fundamental
Peak	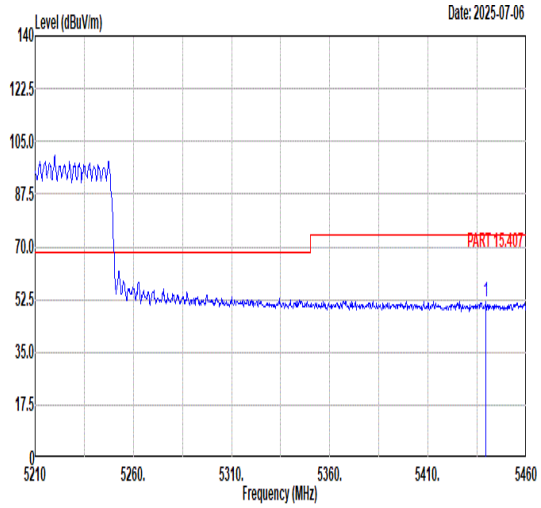 Freq Level Limit Line Margin (dB) Read Level Ant Factor Cable Loss Preamp Factor APos TPos Remark MHz dBuV/m dBuV/m dBuV dB/m dB dB cm deg 1 5439.25 51.92 74.00 -22.08 38.16 35.92 10.53 32.69 211 29 PEAK	Blank
Avg	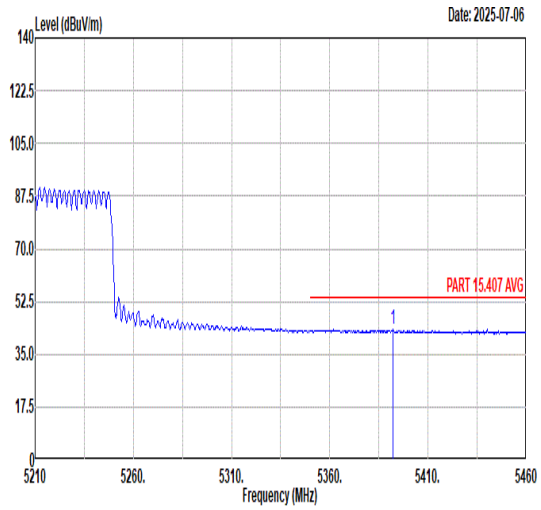 Freq Level Limit Line Margin (dB) Read Level Ant Factor Cable Loss Preamp Factor APos TPos Remark MHz dBuV/m dBuV/m dBuV dB/m dB dB cm deg 1 5392.00 43.20 54.00 -10.80 29.35 36.02 10.51 32.68 211 29 AVERAGE	Blank

Mode	44	
	Band Edge - L	
	U-NII-1_5.15-5.25_802.11ax HE80_CH42_Full_5210MHz	
ANT	6+7	
Pol.	Vertical	Fundamental
Peak	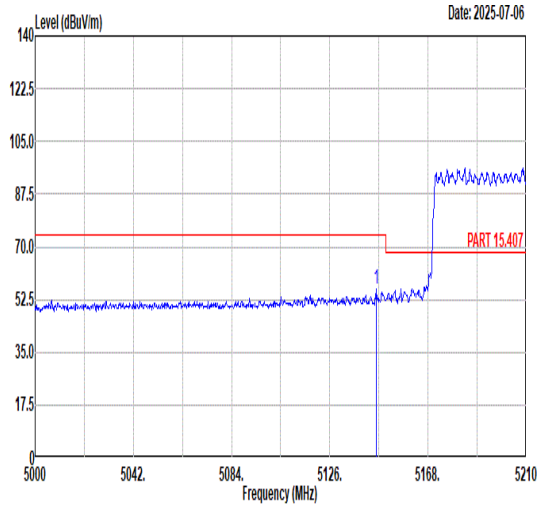 Freq Level Limit Line Margin (dB) Read Level Ant Factor Cable Loss Preamp Factor APos TPos Remark MHz dBuV/m dBuV/m dBuV dB/m dB dB cm deg 1 5145.74 55.83 74.00 -18.17 42.23 35.71 10.52 32.63 225 260 PEAK	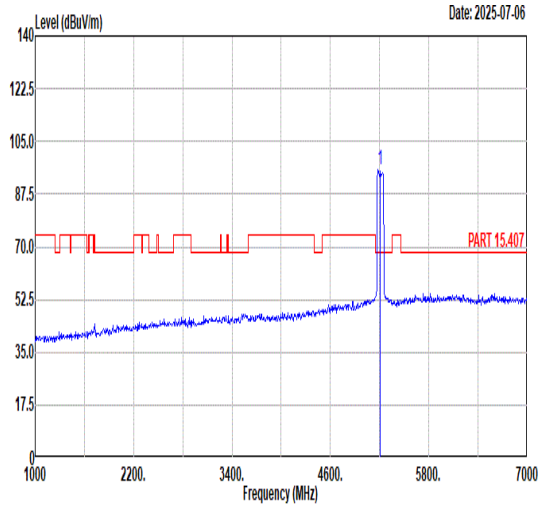 Freq Level Limit Line Margin (dB) Read Level Ant Factor Cable Loss Preamp Factor APos TPos Remark MHz dBuV/m dBuV/m dBuV dB/m dB dB cm deg 1 5210.00 95.62 ------ ------ 82.05 35.75 10.46 32.64 225 260 PEAK
Avg	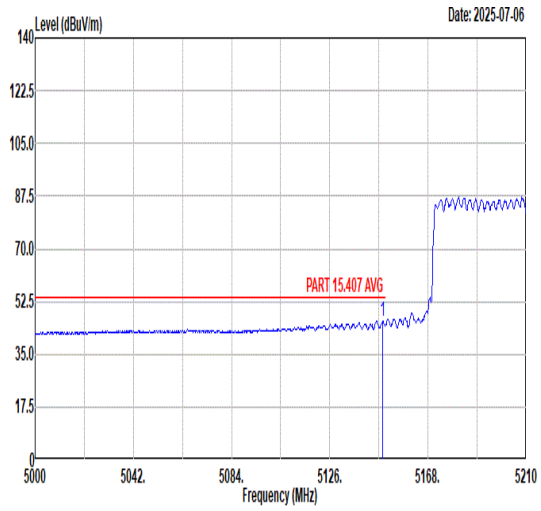 Freq Level Limit Line Margin (dB) Read Level Ant Factor Cable Loss Preamp Factor APos TPos Remark MHz dBuV/m dBuV/m dBuV dB/m dB dB cm deg 1 5148.47 45.99 54.00 -8.01 32.41 35.70 10.51 32.63 225 260 AVERAGE	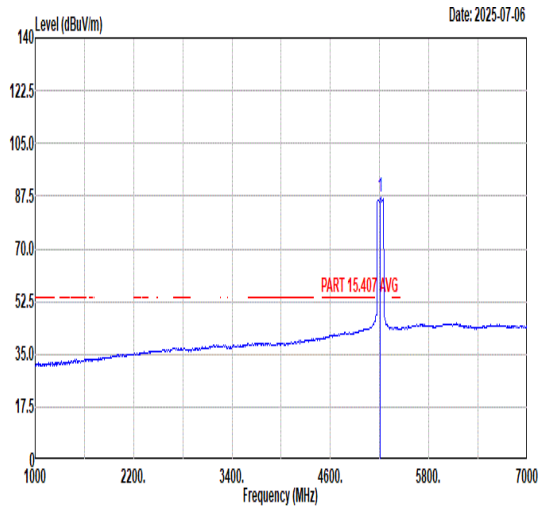 Freq Level Limit Line Margin (dB) Read Level Ant Factor Cable Loss Preamp Factor APos TPos Remark MHz dBuV/m dBuV/m dBuV dB/m dB dB cm deg 1 5210.00 87.38 ------ ------ 73.79 35.80 10.43 32.64 225 260 AVERAGE

Mode	44	
	Band Edge - R	
	U-NII-1_5.15-5.25_802.11ax HE80_CH42_Full_5210MHz	
ANT	6+7	
Pol.	Vertical	Fundamental
Peak	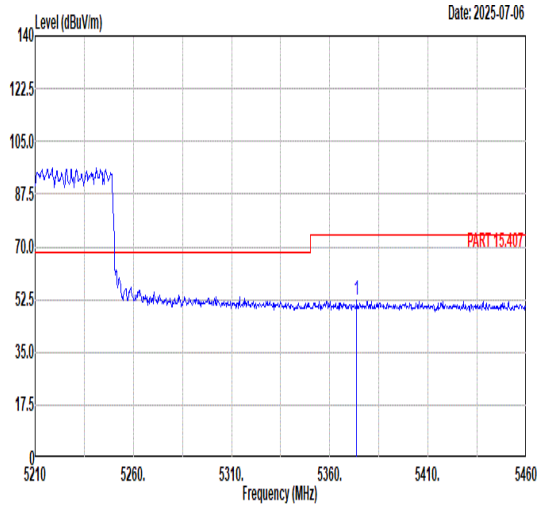 Freq Level Limit Line Margin (dB) Read Level Ant Factor Cable Loss Preamp Factor APos TPos Remark MHz dBuV/m dBuV/m dBuV dB/m dB dB cm deg 1 5373.75 52.36 74.00 -21.64 38.45 36.05 10.53 32.67 225 260 PEAK	Blank
Avg	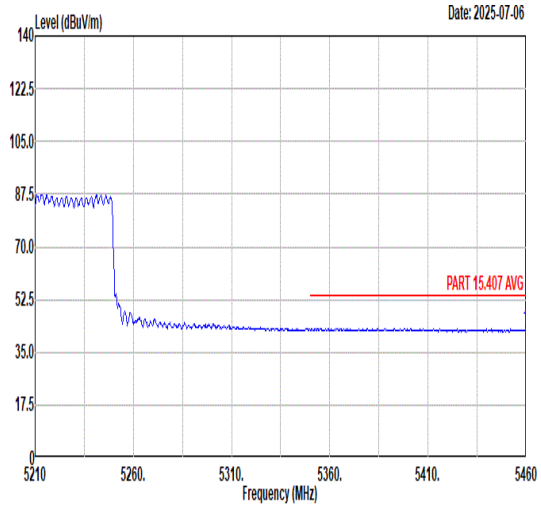 Freq Level Limit Line Margin (dB) Read Level Ant Factor Cable Loss Preamp Factor APos TPos Remark MHz dBuV/m dBuV/m dBuV dB/m dB dB cm deg 1 5459.50 42.87 54.00 -11.13 29.08 35.94 10.54 32.69 225 260 AVERAGE	Blank

Mode	45	
	Band Edge - L	
	U-NII-2A_5.25-5.35_802.11ax HE80_CH58_Full_5290MHz	
ANT	6+7	
Pol.	Horizontal	Fundamental
Peak	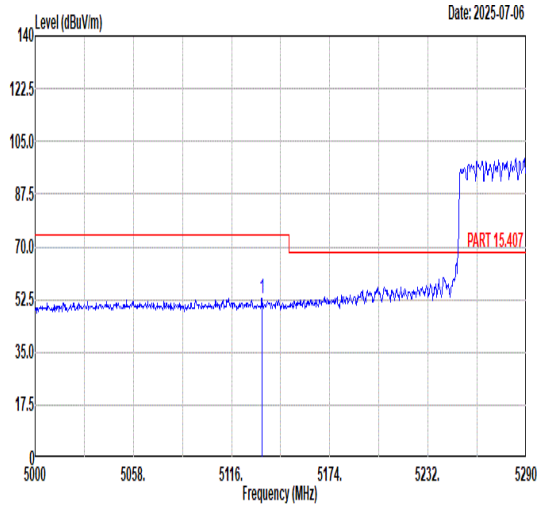 Freq Level Limit Line Margin (dB) Read Level Ant Factor Cable Loss Preamp Factor APos TPos Remark MHz dBuV/m dBuV/m dBuV dB/m dB dB cm deg 1 5133.98 52.87 74.00 -21.13 39.23 35.73 10.54 32.63 224 30 PEAK	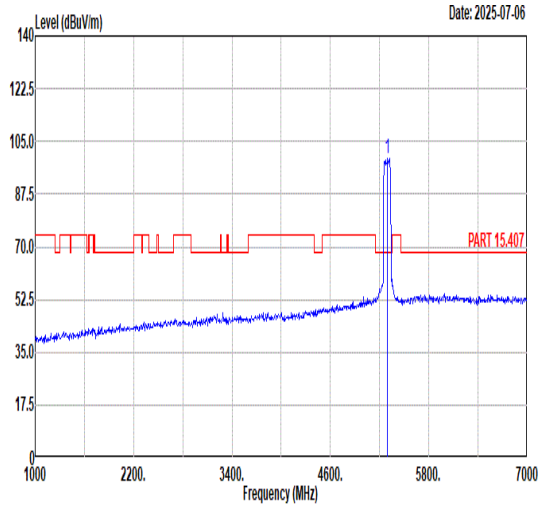 Freq Level Limit Line Margin (dB) Read Level Ant Factor Cable Loss Preamp Factor APos TPos Remark MHz dBuV/m dBuV/m dBuV dB/m dB dB cm deg 1 5290.00 99.46 ------ ------ 85.73 35.80 10.59 32.66 224 30 PEAK
Avg	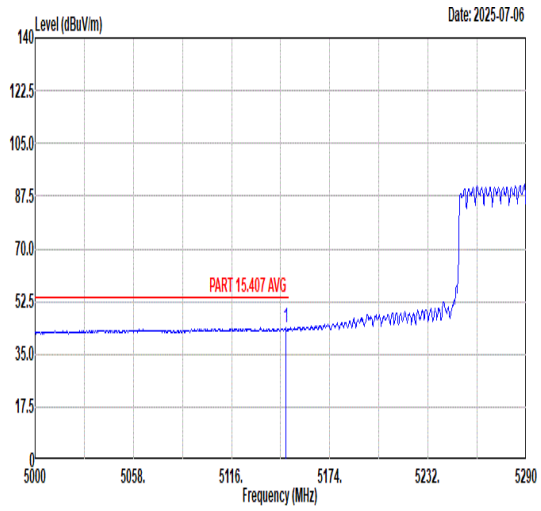 Freq Level Limit Line Margin (dB) Read Level Ant Factor Cable Loss Preamp Factor APos TPos Remark MHz dBuV/m dBuV/m dBuV dB/m dB dB cm deg 1 5148.19 43.72 54.00 -10.28 30.14 35.70 10.51 32.63 224 30 AVERAGE	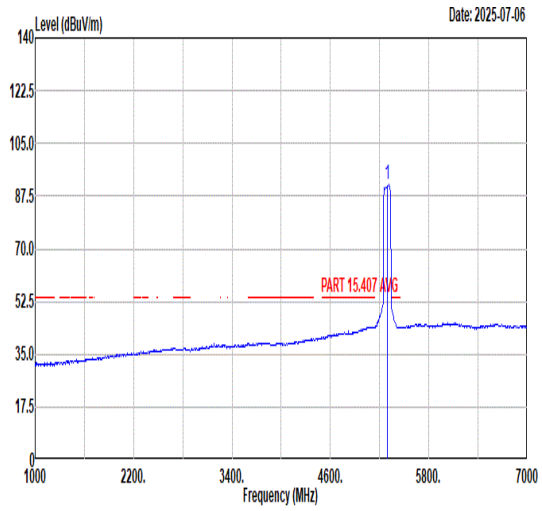 Freq Level Limit Line Margin (dB) Read Level Ant Factor Cable Loss Preamp Factor APos TPos Remark MHz dBuV/m dBuV/m dBuV dB/m dB dB cm deg 1 5290.00 91.22 ------ ------ 77.41 35.88 10.59 32.66 224 30 AVERAGE

Mode	45	
	Band Edge - R	
	U-NII-2A_5.25-5.35_802.11ax HE80_CH58_Full_5290MHz	
ANT	6+7	
Pol.	Horizontal	Fundamental
Peak	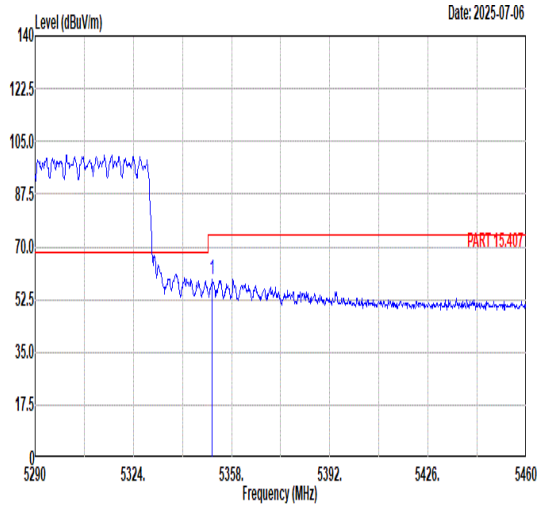 Freq Level Limit Line Margin (dB) Read Level Ant Factor Cable Loss Preamp Factor APos TPos Remark MHz dBuV/m dBuV/m dBuV dB/m dB dB cm deg 1 5351.37 59.38 74.00 -14.62 45.40 36.10 10.55 32.67 224 30 PEAK	Blank
Avg	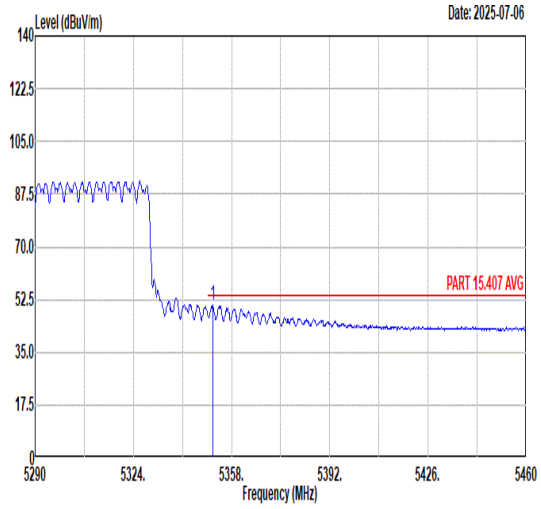 Freq Level Limit Line Margin (dB) Read Level Ant Factor Cable Loss Preamp Factor APos TPos Remark MHz dBuV/m dBuV/m dBuV dB/m dB dB cm deg 1 5351.54 50.57 54.00 -3.43 36.59 36.10 10.55 32.67 224 30 AVERAGE	Blank

Mode	45	
	Band Edge - L	
	U-NII-2A_5.25-5.35_802.11ax HE80_CH58_Full_5290MHz	
ANT	6+7	
Pol.	Vertical	Fundamental
Peak	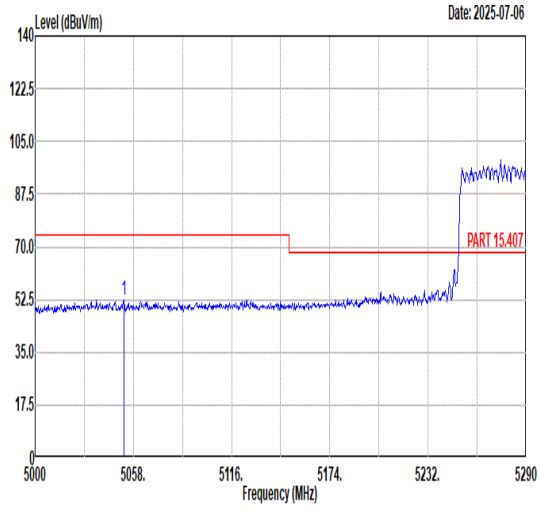 Freq Level Limit Line Margin (dB) Read Level Ant Factor Cable Loss Preamp Factor APos TPos Remark MHz dBuV/m dBuV/m dBuV dB/m dB dB cm deg 1 5052.49 52.43 74.00 -21.57 38.74 35.80 10.50 32.61 210 271 PEAK	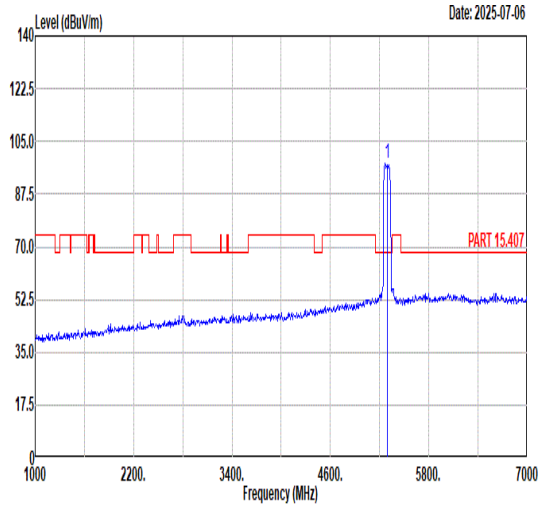 Freq Level Limit Line Margin (dB) Read Level Ant Factor Cable Loss Preamp Factor APos TPos Remark MHz dBuV/m dBuV/m dBuV dB/m dB dB cm deg 1 5290.00 97.86 ------ ------ 84.18 35.80 10.53 32.65 210 271 PEAK
Avg	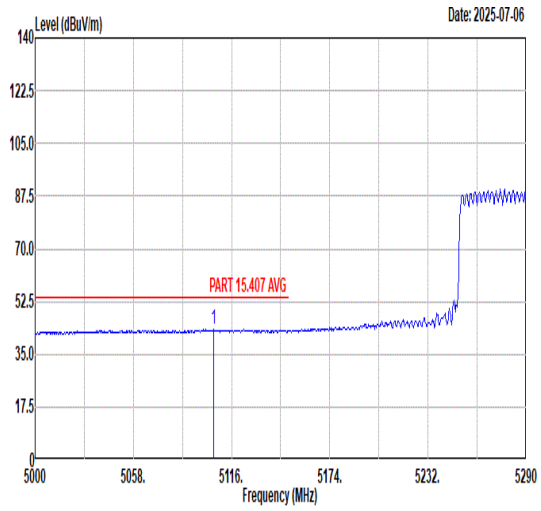 Freq Level Limit Line Margin (dB) Read Level Ant Factor Cable Loss Preamp Factor APos TPos Remark MHz dBuV/m dBuV/m dBuV dB/m dB dB cm deg 1 5105.56 43.20 54.00 -10.80 29.43 35.79 10.60 32.62 210 271 AVERAGE	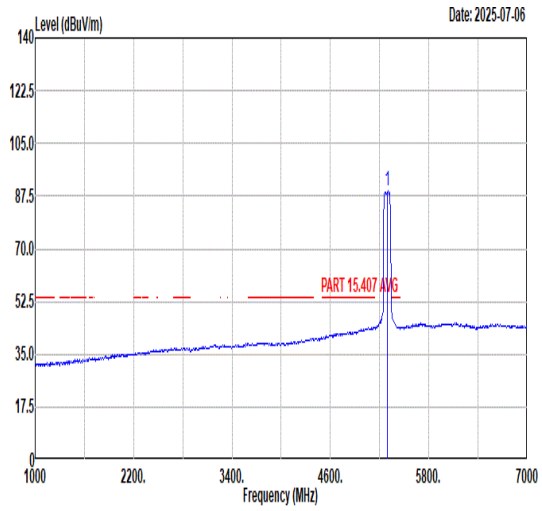 Freq Level Limit Line Margin (dB) Read Level Ant Factor Cable Loss Preamp Factor APos TPos Remark MHz dBuV/m dBuV/m dBuV dB/m dB dB cm deg 1 5290.00 89.08 ------ ------ 75.30 35.85 10.59 32.66 210 271 AVERAGE

Mode	45	
	Band Edge - R	
	U-NII-2A_5.25-5.35_802.11ax HE80_CH58_Full_5290MHz	
ANT	6+7	
Pol.	Vertical	Fundamental
Peak	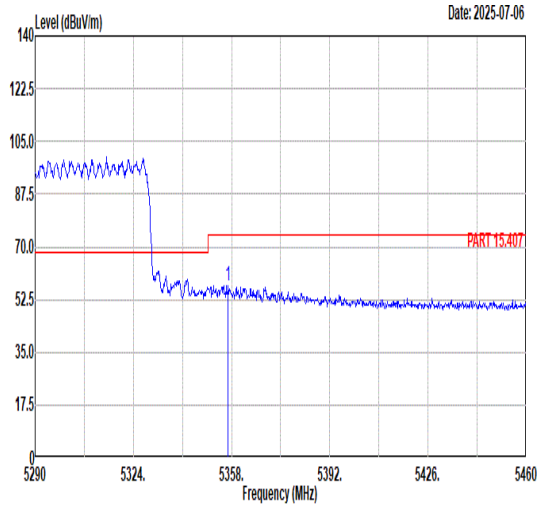 Freq Level Limit Line Margin (dB) Read Level Ant Factor Cable Loss Preamp Factor APos TPos Remark MHz dBuV/m dBuV/m dBuV dB/m dB dB cm deg 1 5356.81 57.13 74.00 -16.87 43.16 36.09 10.55 32.67 210 271 PEAK	Blank
Avg	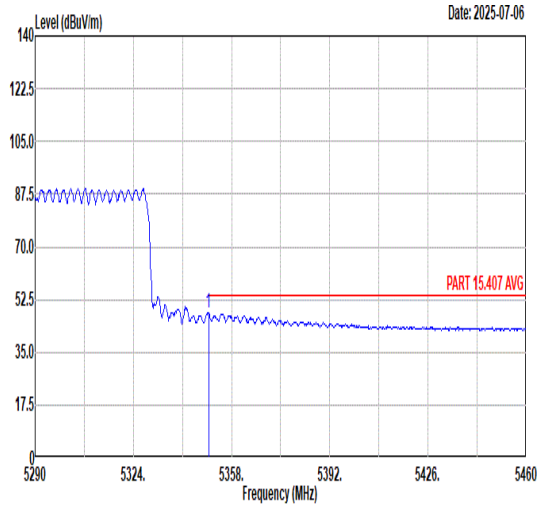 Freq Level Limit Line Margin (dB) Read Level Ant Factor Cable Loss Preamp Factor APos TPos Remark MHz dBuV/m dBuV/m dBuV dB/m dB dB cm deg 1 5350.01 47.99 54.00 -6.01 34.01 36.10 10.55 32.67 210 271 AVERAGE	Blank

Mode	46	
	Band Edge - L	
	U-NII-2C_5.47-5.725_802.11ax HE80_CH106_Full_5530MHz	
ANT	6+7	
Pol.	Horizontal	Fundamental
Peak	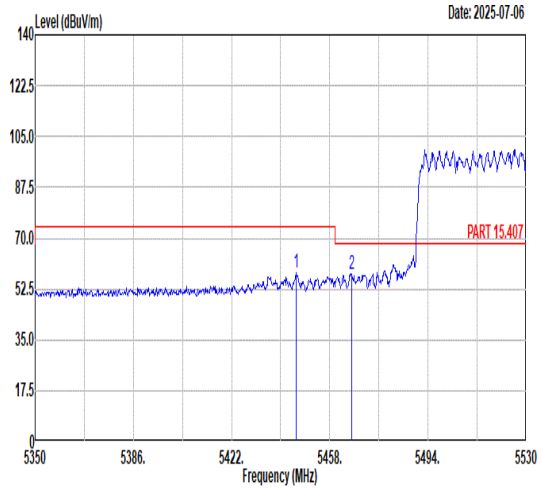 Freq Level Limit Line Margin (dB) Read Level Ant Factor Cable Loss Preamp Factor APos TPos Remark MHz dBuV/m dBuV/m dBuV dB/m dB dB cm deg 1 5445.58 58.17 74.00 -15.83 44.42 35.91 10.53 32.69 212 28 PEAK 2 5465.92 57.67 68.30 -10.63 43.85 35.96 10.55 32.69 212 28 PEAK	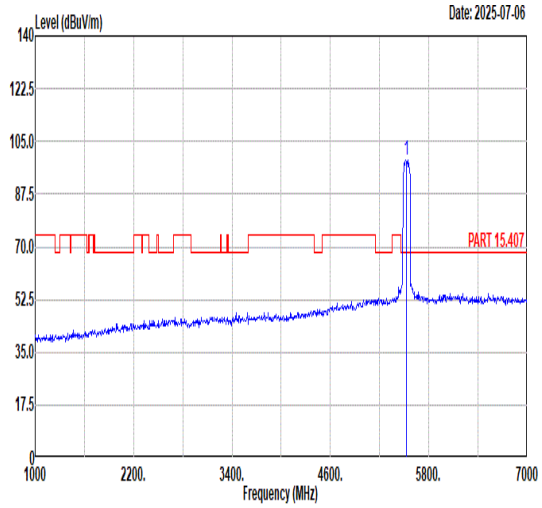 Freq Level Limit Line Margin (dB) Read Level Ant Factor Cable Loss Preamp Factor APos TPos Remark MHz dBuV/m dBuV/m dBuV dB/m dB dB cm deg 1 5530.00 99.04 ------ ------ 84.93 36.20 10.63 32.72 212 28 PEAK
Avg	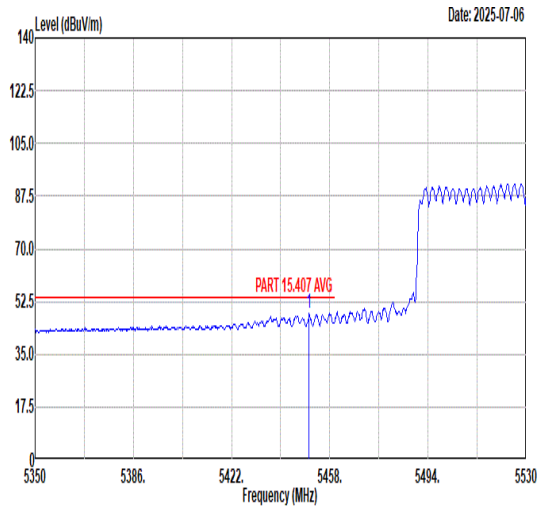 Freq Level Limit Line Margin (dB) Read Level Ant Factor Cable Loss Preamp Factor APos TPos Remark MHz dBuV/m dBuV/m dBuV dB/m dB dB cm deg 1 5450.44 48.55 54.00 -5.45 34.80 35.90 10.54 32.69 212 28 AVERAGE	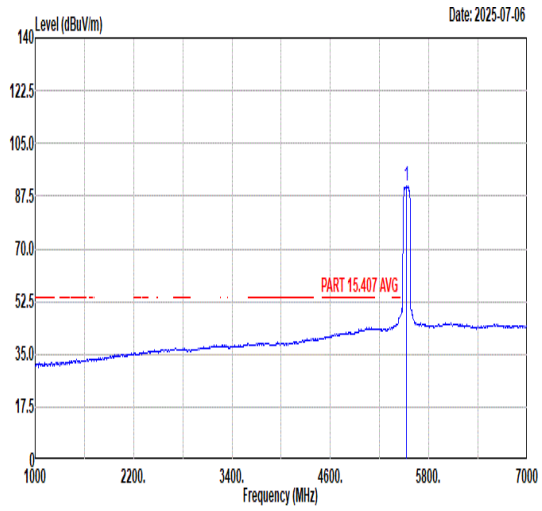 Freq Level Limit Line Margin (dB) Read Level Ant Factor Cable Loss Preamp Factor APos TPos Remark MHz dBuV/m dBuV/m dBuV dB/m dB dB cm deg 1 5530.00 90.88 ------ ------ 76.82 36.16 10.61 32.71 212 28 AVERAGE

Mode	46	
	Band Edge - R	
	U-NII-2C_5.47-5.725_802.11ax HE80_CH106_Full_5530MHz	
ANT	6+7	
Pol.	Horizontal	Fundamental
Peak	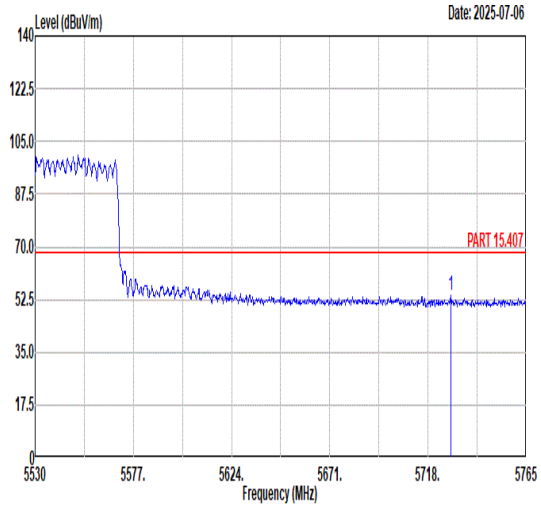 Freq Level Limit Line Margin (dB) Read Level Ant Factor Cable Loss Preamp Factor APos TPos Remark MHz dBuV/m dBuV/m dBuV dB/m dB dB cm deg 1 5728.81 53.73 68.30 -14.57 38.99 36.66 10.87 32.79 212 28 PEAK	Blank

Mode	46	
	Band Edge - L	
	U-NII-2C_5.47-5.725_802.11ax HE80_CH106_Full_5530MHz	
ANT	6+7	
Pol.	Vertical	Fundamental
Peak	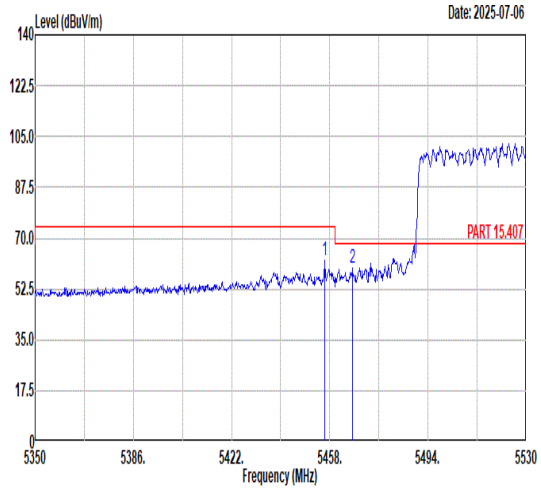 Freq Level Limit Line Margin (dB) Read Level Ant Factor Cable Loss Preamp Factor APos TPos Remark MHz dBuV/m dBuV/m dBuV dB/m dB dB cm deg 1 5456.02 62.55 74.00 -11.45 48.78 35.92 10.54 32.69 217 266 PEAK 2 5466.28 59.92 68.30 -8.38 46.09 35.97 10.55 32.69 217 266 PEAK	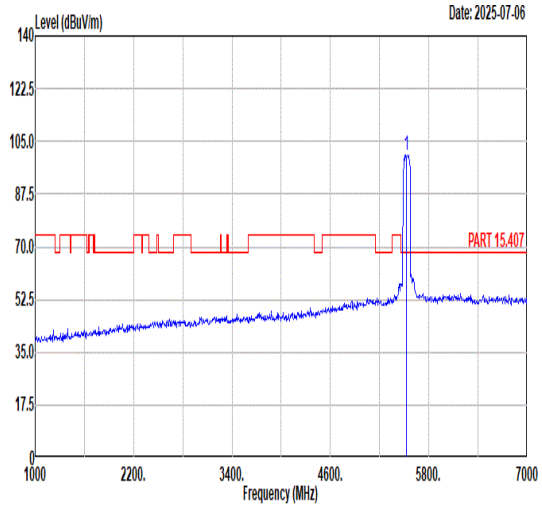 Freq Level Limit Line Margin (dB) Read Level Ant Factor Cable Loss Preamp Factor APos TPos Remark MHz dBuV/m dBuV/m dBuV dB/m dB dB cm deg 1 5530.00 100.50 ------ ------ 86.51 36.11 10.58 32.70 217 266 PEAK
Avg	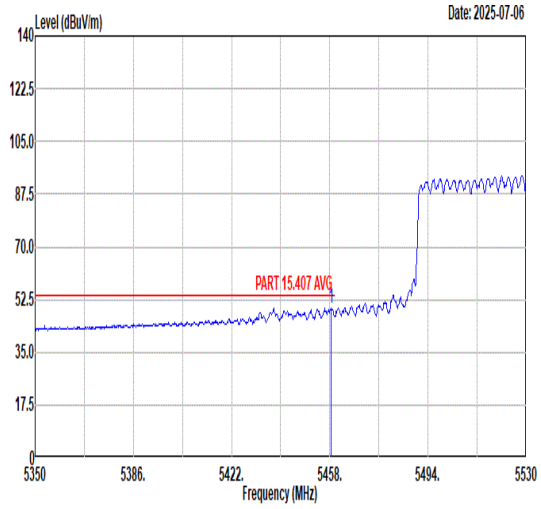 Freq Level Limit Line Margin (dB) Read Level Ant Factor Cable Loss Preamp Factor APos TPos Remark MHz dBuV/m dBuV/m dBuV dB/m dB dB cm deg 1 5458.54 49.79 54.00 -4.21 36.01 35.93 10.54 32.69 217 266 AVERAGE	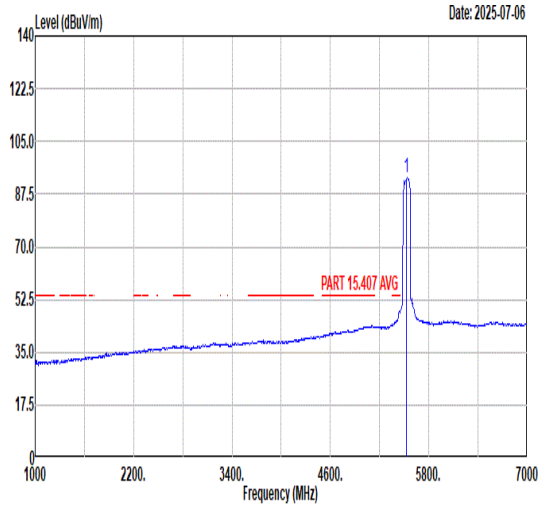 Freq Level Limit Line Margin (dB) Read Level Ant Factor Cable Loss Preamp Factor APos TPos Remark MHz dBuV/m dBuV/m dBuV dB/m dB dB cm deg 1 5530.00 92.82 ------ ------ 78.74 36.17 10.62 32.71 217 266 AVERAGE

Mode	46	
	Band Edge - R	
	U-NII-2C_5.47-5.725_802.11ax HE80_CH106_Full_5530MHz	
ANT	6+7	
Pol.	Vertical	Fundamental
Peak	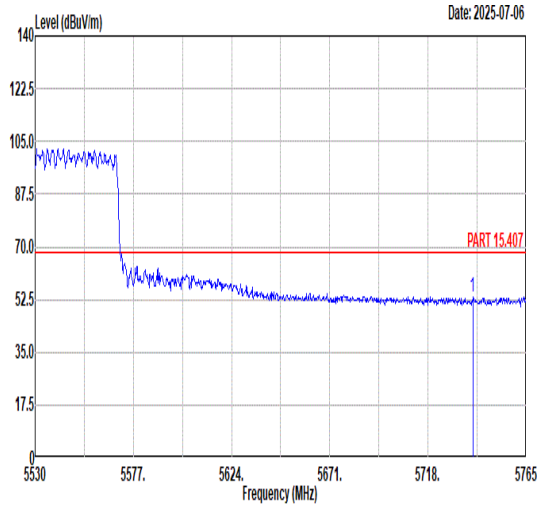 Freq Level Limit Line Margin (dB) Read Level Ant Factor Cable Loss Preamp Factor APos TPos Remark MHz dBuV/m dBuV/m dBuV dB/m dB dB cm deg 1 5739.39 53.12 68.30 -15.18 38.38 36.68 10.86 32.80 217 266 PEAK	Blank

Mode	47	
	Band Edge - L	
	U-NII-2C_5.47-5.725_802.11ax HE80_CH122_Full_5610MHz	
ANT	6+7	
Pol.	Horizontal	Fundamental
Peak	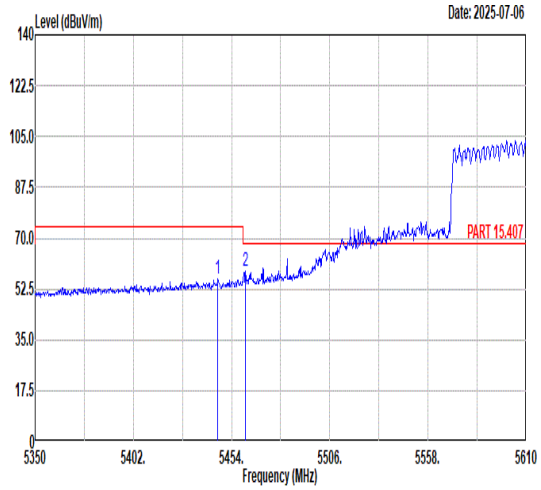 Freq Level Limit Line Margin (dB) Read Level Ant Factor Cable Loss Preamp Factor APos TPos Remark MHz dBuV/m dBuV/m dBuV dB/m dB dB cm deg 1 5446.72 56.17 74.00 -17.83 42.42 35.91 10.53 32.69 216 74 PEAK 2 5461.28 58.47 68.30 -9.83 44.66 35.95 10.55 32.69 216 74 PEAK	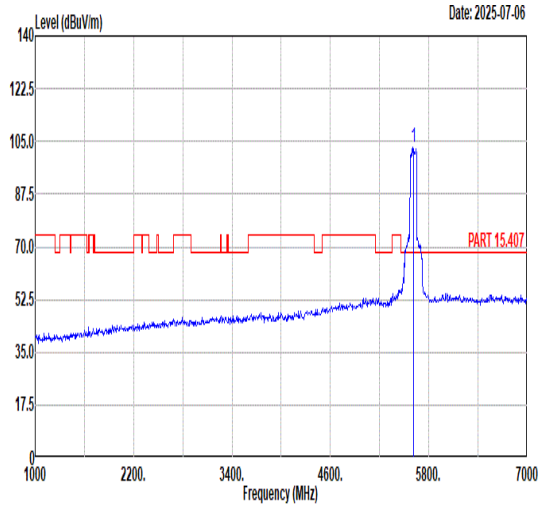 Freq Level Limit Line Margin (dB) Read Level Ant Factor Cable Loss Preamp Factor APos TPos Remark MHz dBuV/m dBuV/m dBuV dB/m dB dB cm deg 1 5610.00 102.78 ------ ------ 88.51 36.31 10.70 32.74 216 74 PEAK
Avg	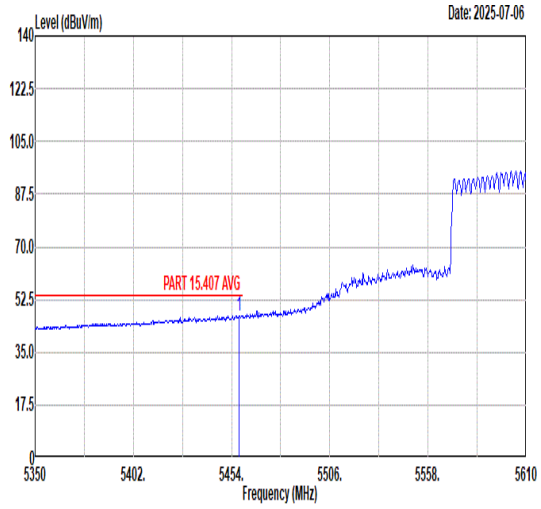 Freq Level Limit Line Margin (dB) Read Level Ant Factor Cable Loss Preamp Factor APos TPos Remark MHz dBuV/m dBuV/m dBuV dB/m dB dB cm deg 1 5457.90 47.20 54.00 -6.80 33.42 35.93 10.54 32.69 216 74 AVERAGE	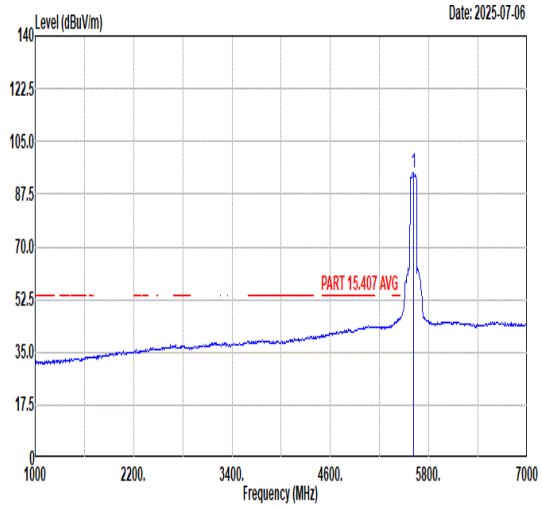 Freq Level Limit Line Margin (dB) Read Level Ant Factor Cable Loss Preamp Factor APos TPos Remark MHz dBuV/m dBuV/m dBuV dB/m dB dB cm deg 1 5610.00 94.64 ------ ------ 80.30 36.36 10.73 32.75 216 74 AVERAGE

Mode	47	
	Band Edge - R	
	U-NII-2C_5.47-5.725_802.11ax HE80_CH122_Full_5610MHz	
ANT	6+7	
Pol.	Horizontal	Fundamental
Peak	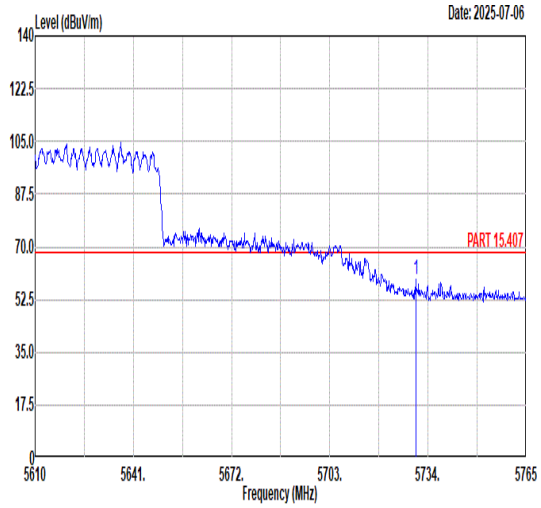 Freq Level Limit Line Margin (dB) Read Level Ant Factor Cable Loss Preamp Factor APos TPos Remark MHz dBuV/m dBuV/m dBuV dB/m dB dB cm deg 1 5730.13 59.17 68.30 -9.13 44.43 36.66 10.87 32.79 216 74 PEAK	Blank

Mode	47	
	Band Edge - L	
	U-NII-2C_5.47-5.725_802.11ax HE80_CH122_Full_5610MHz	
ANT	6+7	
Pol.	Vertical	Fundamental
Peak	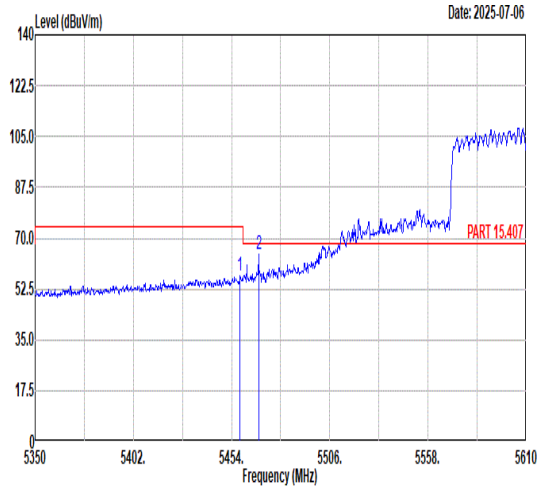 Freq Level Limit Line Margin (dB) Read Level Ant Factor Cable Loss Preamp Factor APos TPos Remark MHz dBuV/m dBuV/m dBuV dB/m dB dB cm deg 1 5458.42 56.84 74.00 -17.16 43.06 35.93 10.54 32.69 220 277 PEAK 2 5468.30 64.29 68.30 -4.01 50.46 35.97 10.55 32.69 220 277 PEAK	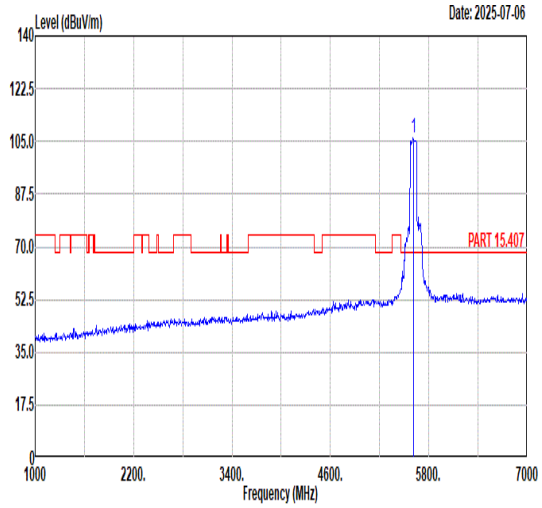 Freq Level Limit Line Margin (dB) Read Level Ant Factor Cable Loss Preamp Factor APos TPos Remark MHz dBuV/m dBuV/m dBuV dB/m dB dB cm deg 1 5610.00 106.01 ------ ------ 91.74 36.31 10.70 32.74 220 277 PEAK
Avg	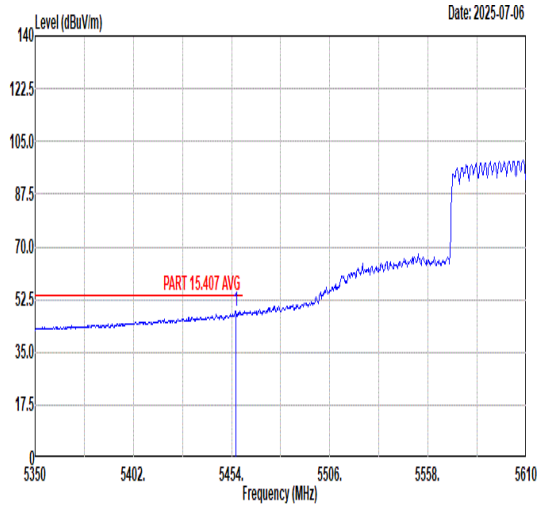 Freq Level Limit Line Margin (dB) Read Level Ant Factor Cable Loss Preamp Factor APos TPos Remark MHz dBuV/m dBuV/m dBuV dB/m dB dB cm deg 1 5456.34 48.80 54.00 -5.20 35.02 35.93 10.54 32.69 220 277 AVERAGE	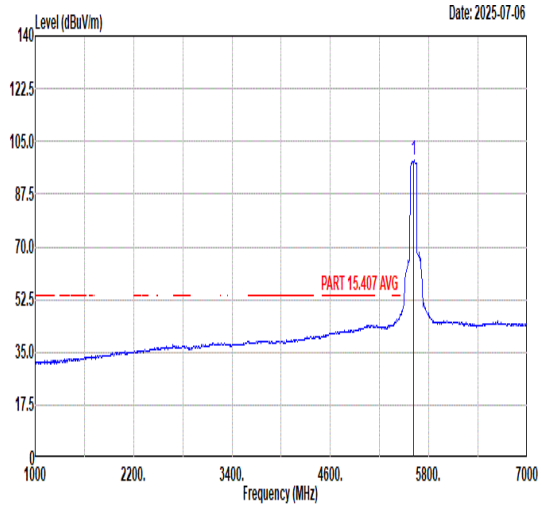 Freq Level Limit Line Margin (dB) Read Level Ant Factor Cable Loss Preamp Factor APos TPos Remark MHz dBuV/m dBuV/m dBuV dB/m dB dB cm deg 1 5610.00 98.64 ------ ------ 84.27 36.38 10.74 32.75 220 277 AVERAGE

Mode	47	
	Band Edge - R	
	U-NII-2C_5.47-5.725_802.11ax HE80_CH122_Full_5610MHz	
ANT	6+7	
Pol.	Vertical	Fundamental
Peak	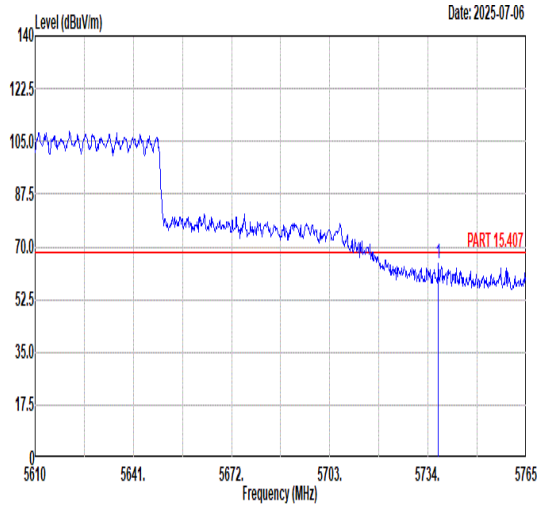 Freq Level Limit Line Margin (dB) Read Level Ant Factor Cable Loss Preamp Factor APos TPos Remark MHz dBuV/m dBuV/m dBuV dB/m dB dB cm deg 1 5737.26 64.56 68.30 -3.74 49.82 36.67 10.86 32.79 220 277 PEAK	Blank

Mode	48	
	Band Edge	
	U-NII-1_5.15-5.25_802.11ax HE20_CH36_Partial RU 52/37_5180MHz	
ANT	6+7	
Pol.	Horizontal	Fundamental
Peak	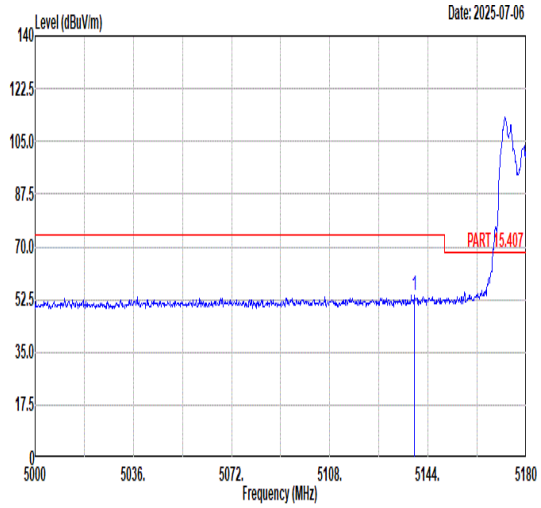 Freq Level Limit Line Margin (dB) Read Level Ant Factor Cable Loss Preamp Factor APos TPos Remark MHz dBuV/m dBuV/m dBuV dB/m dB dB cm deg 1 5138.96 53.89 74.00 -20.11 40.27 35.72 10.53 32.63 208 28 PEAK	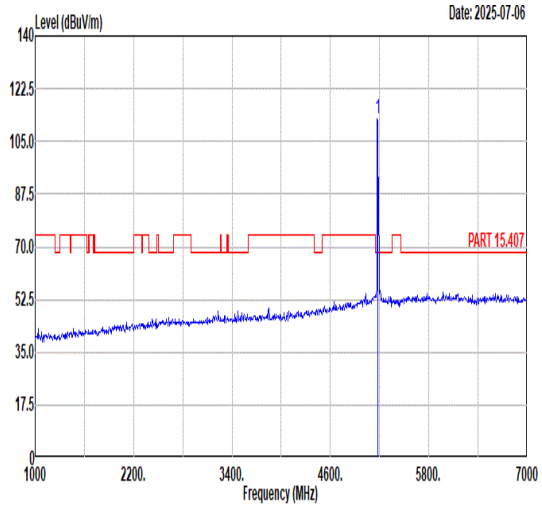 Freq Level Limit Line Margin (dB) Read Level Ant Factor Cable Loss Preamp Factor APos TPos Remark MHz dBuV/m dBuV/m dBuV dB/m dB dB cm deg 1 5180.00 112.29 ------ ------ 98.71 35.74 10.47 32.63 208 28 PEAK
Avg	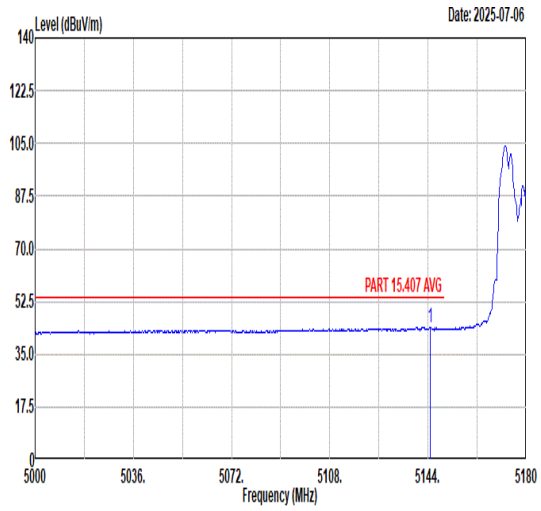 Freq Level Limit Line Margin (dB) Read Level Ant Factor Cable Loss Preamp Factor APos TPos Remark MHz dBuV/m dBuV/m dBuV dB/m dB dB cm deg 1 5144.72 43.90 54.00 -10.10 30.30 35.71 10.52 32.63 208 28 AVERAGE	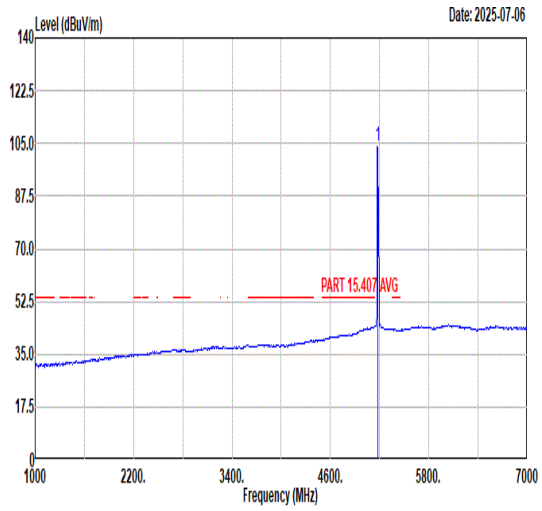 Freq Level Limit Line Margin (dB) Read Level Ant Factor Cable Loss Preamp Factor APos TPos Remark MHz dBuV/m dBuV/m dBuV dB/m dB dB cm deg 1 5180.00 103.88 ------ ------ 90.30 35.74 10.47 32.63 208 28 AVERAGE

Mode	48	
	Band Edge	
	U-NII-1_5.15-5.25_802.11ax HE20_CH36_Partial RU 52/37_5180MHz	
ANT	6+7	
Pol.	Vertical	Fundamental
Peak	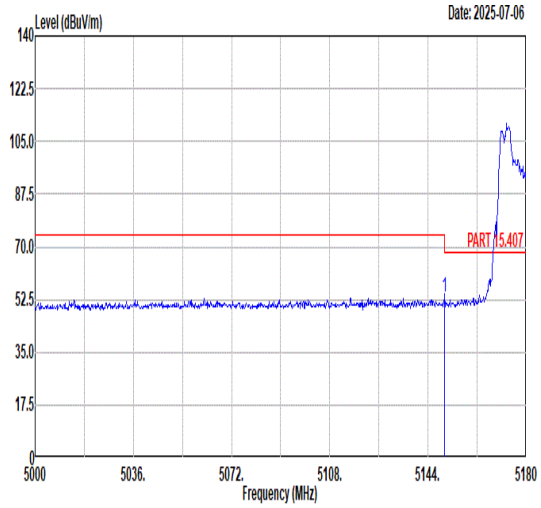 Freq Level Limit Line Margin (dB) Read Level Ant Factor Cable Loss Preamp Factor APos TPos Remark MHz dBuV/m dBuV/m dBuV dB/m dB dB cm deg 1 5149.94 53.20 74.00 -20.80 39.62 35.70 10.51 32.63 235 279 PEAK	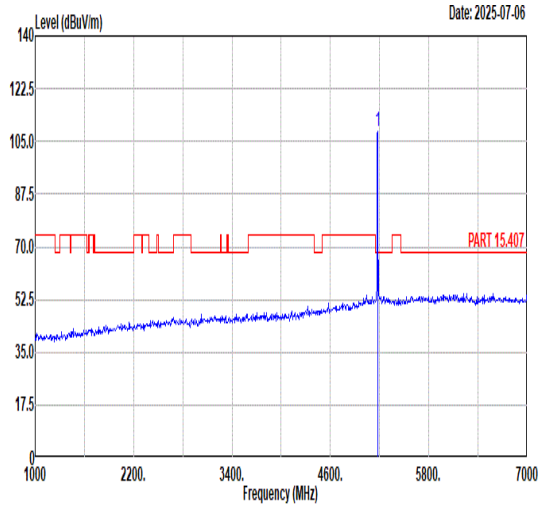 Freq Level Limit Line Margin (dB) Read Level Ant Factor Cable Loss Preamp Factor APos TPos Remark MHz dBuV/m dBuV/m dBuV dB/m dB dB cm deg 1 5180.00 108.26 ------ ------ 94.69 35.75 10.46 32.64 235 279 PEAK
Avg	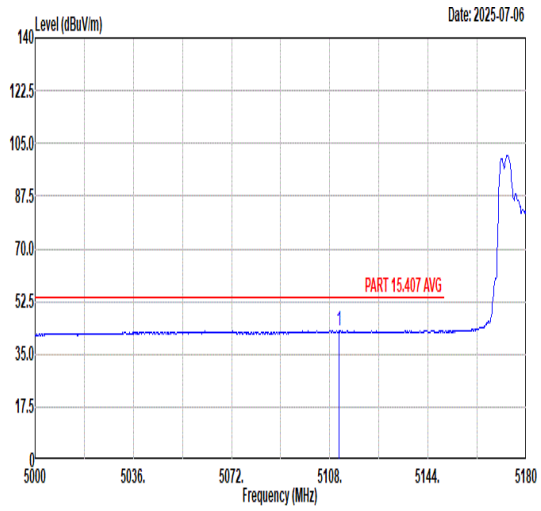 Freq Level Limit Line Margin (dB) Read Level Ant Factor Cable Loss Preamp Factor APos TPos Remark MHz dBuV/m dBuV/m dBuV dB/m dB dB cm deg 1 5111.42 42.78 54.00 -11.22 29.03 35.78 10.59 32.62 235 279 AVERAGE	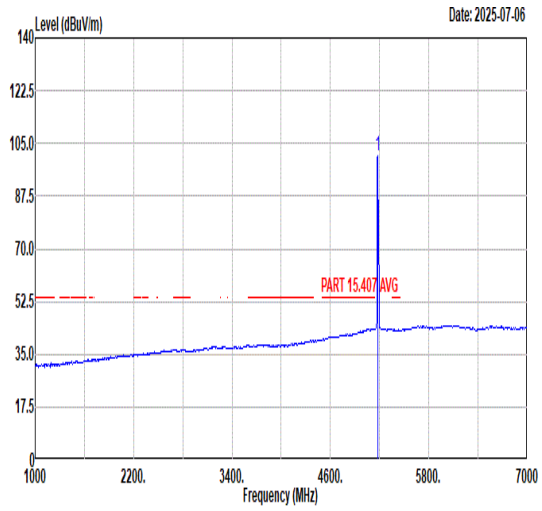 Freq Level Limit Line Margin (dB) Read Level Ant Factor Cable Loss Preamp Factor APos TPos Remark MHz dBuV/m dBuV/m dBuV dB/m dB dB cm deg 1 5180.00 100.78 ------ ------ 87.21 35.75 10.46 32.64 235 279 AVERAGE

Mode	49	
	Band Edge	
	U-NII-2A_5.25-5.35_802.11ax HE20_CH64_Partial RU 26/8_5320MHz	
ANT	6+7	
Pol.	Horizontal	Fundamental
Peak	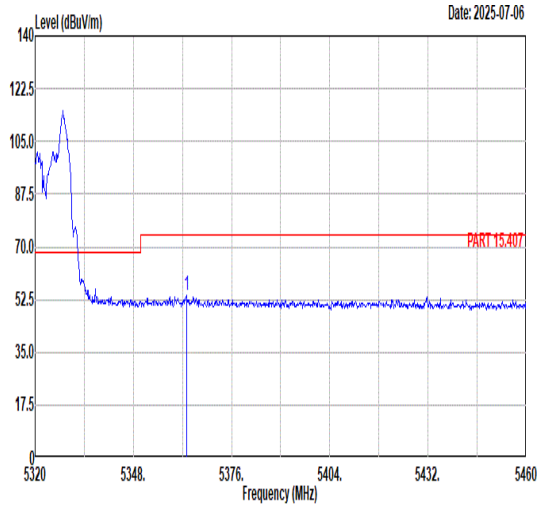 Freq Level Limit Line Margin (dB) Read Level Ant Factor Cable Loss Preamp Factor APos TPos Remark MHz dBuV/m dBuV/m dBuV dB/m dB dB cm deg 1 5363.12 53.93 74.00 -20.07 39.99 36.07 10.54 32.67 200 29 PEAK	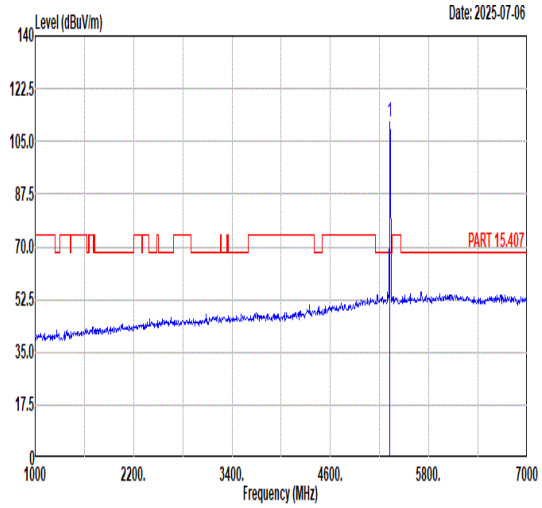 Freq Level Limit Line Margin (dB) Read Level Ant Factor Cable Loss Preamp Factor APos TPos Remark MHz dBuV/m dBuV/m dBuV dB/m dB dB cm deg 1 5320.00 111.61 ------ ------ 97.74 35.96 10.58 32.67 200 29 PEAK
Avg	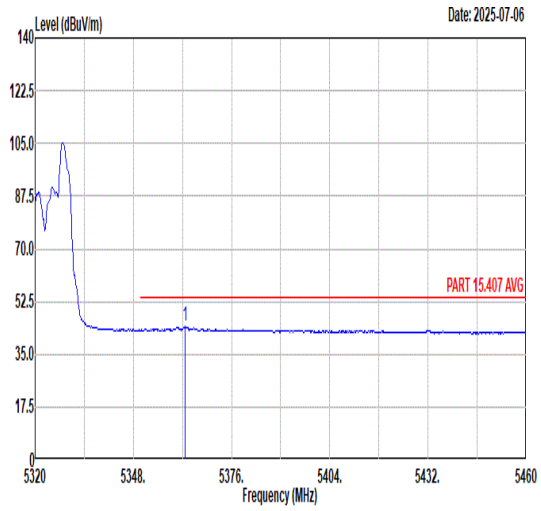 Freq Level Limit Line Margin (dB) Read Level Ant Factor Cable Loss Preamp Factor APos TPos Remark MHz dBuV/m dBuV/m dBuV dB/m dB dB cm deg 1 5362.84 44.16 54.00 -9.84 30.22 36.07 10.54 32.67 200 29 AVERAGE	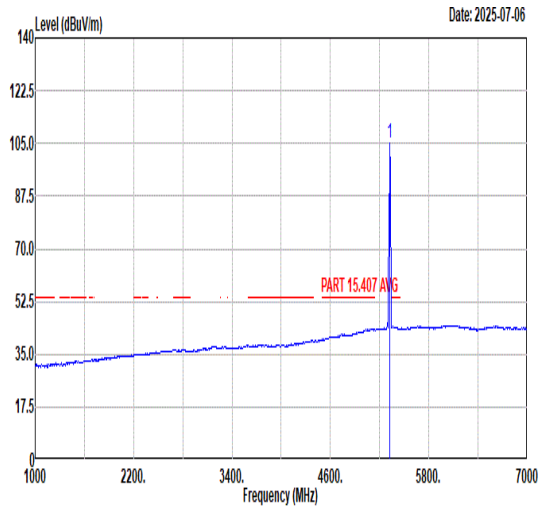 Freq Level Limit Line Margin (dB) Read Level Ant Factor Cable Loss Preamp Factor APos TPos Remark MHz dBuV/m dBuV/m dBuV dB/m dB dB cm deg 1 5320.00 105.03 ------ ------ 91.16 35.96 10.58 32.67 200 29 AVERAGE

Mode	49	
	Band Edge	
	U-NII-2A_5.25-5.35_802.11ax HE20_CH64_Partial RU 26/8_5320MHz	
ANT	6+7	
Pol.	Vertical	Fundamental
Peak	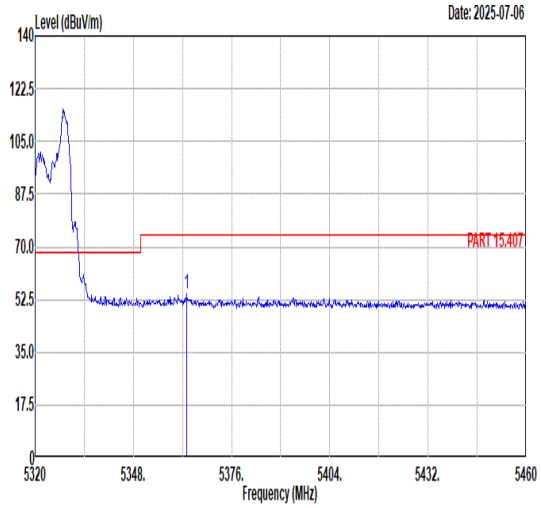 Freq Level Limit Line Margin (dB) Read Level Ant Factor Cable Loss Preamp Factor APos TPos Remark MHz dBuV/m dBuV/m dBuV dB/m dB dB cm deg 1 5363.26 54.22 74.00 -19.78 40.28 36.07 10.54 32.67 236 281 PEAK	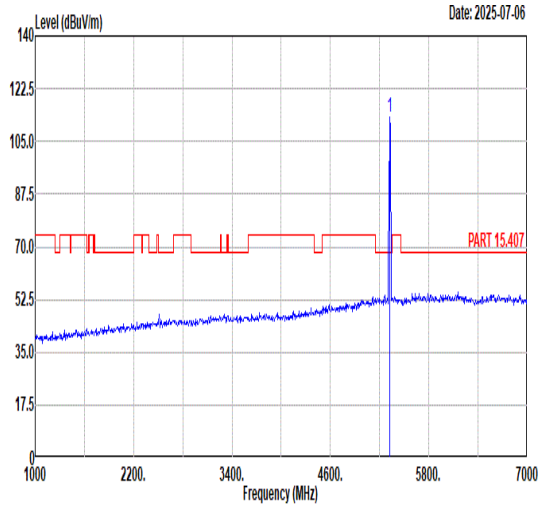 Freq Level Limit Line Margin (dB) Read Level Ant Factor Cable Loss Preamp Factor APos TPos Remark MHz dBuV/m dBuV/m dBuV dB/m dB dB cm deg 1 5320.00 113.19 ------ ------ 99.32 35.96 10.58 32.67 236 281 PEAK
Avg	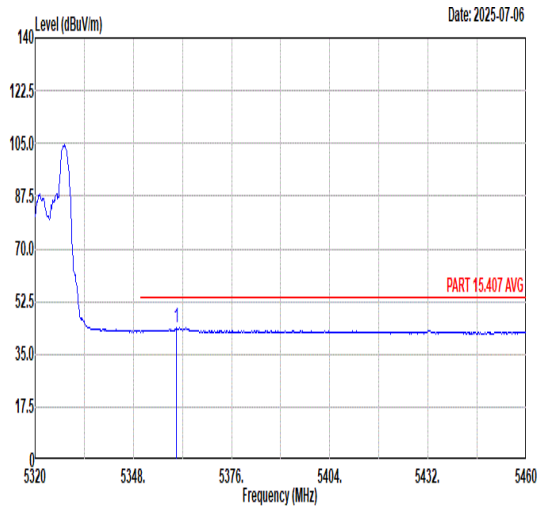 Freq Level Limit Line Margin (dB) Read Level Ant Factor Cable Loss Preamp Factor APos TPos Remark MHz dBuV/m dBuV/m dBuV dB/m dB dB cm deg 1 5360.18 43.65 54.00 -10.35 29.70 36.08 10.54 32.67 236 281 AVERAGE	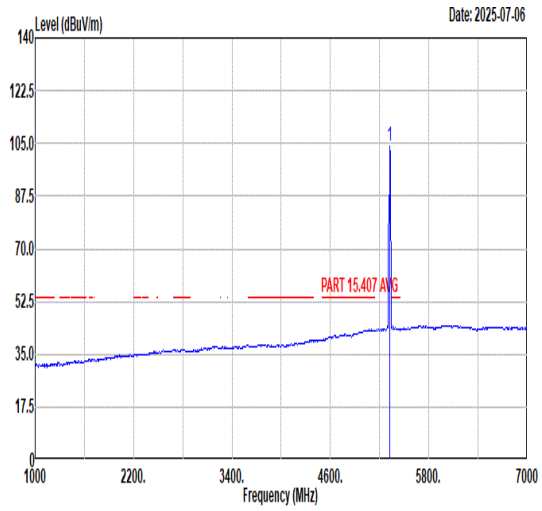 Freq Level Limit Line Margin (dB) Read Level Ant Factor Cable Loss Preamp Factor APos TPos Remark MHz dBuV/m dBuV/m dBuV dB/m dB dB cm deg 1 5320.00 104.14 ------ ------ 90.27 35.96 10.58 32.67 236 281 AVERAGE

Mode	50	
	Band Edge	
	U-NII-2C_5.47-5.725_802.11ax HE20_CH100_Partial RU 106/53_5500MHz	
ANT	6+7	
Pol.	Horizontal	Fundamental
Peak	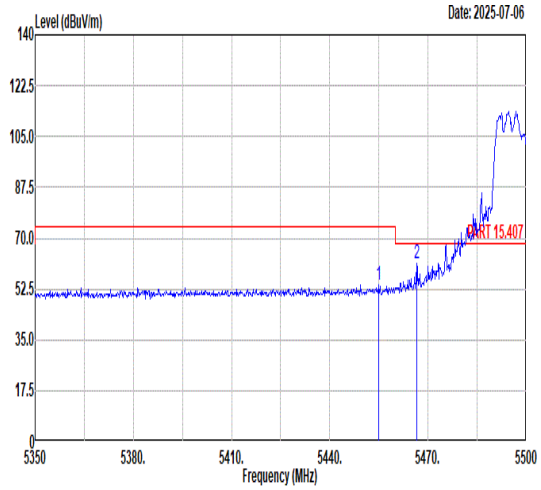 Freq Level Limit Line Margin (dB) Read Level Ant Factor Cable Loss Preamp Factor APos TPos Remark MHz dBuV/m dBuV/m dBuV dB/m dB dB cm deg 1 5454.85 54.09 74.00 -19.91 40.32 35.92 10.54 32.69 192 30 PEAK 2 5466.55 61.17 68.30 -7.13 47.34 35.97 10.55 32.69 192 30 PEAK	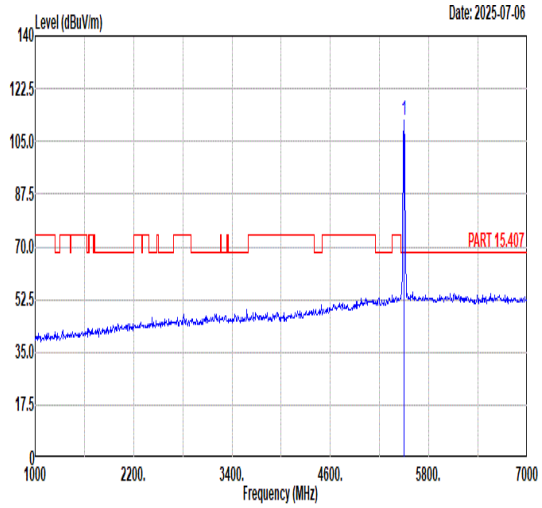 Freq Level Limit Line Margin (dB) Read Level Ant Factor Cable Loss Preamp Factor APos TPos Remark MHz dBuV/m dBuV/m dBuV dB/m dB dB cm deg 1 5500.00 112.24 ------ ------ 98.29 36.08 10.57 32.70 192 30 PEAK
Avg	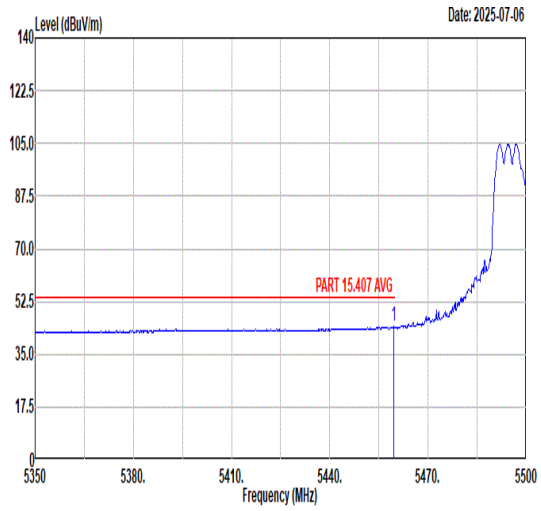 Freq Level Limit Line Margin (dB) Read Level Ant Factor Cable Loss Preamp Factor APos TPos Remark MHz dBuV/m dBuV/m dBuV dB/m dB dB cm deg 1 5459.65 44.18 54.00 -9.82 30.39 35.94 10.54 32.69 192 30 AVERAGE	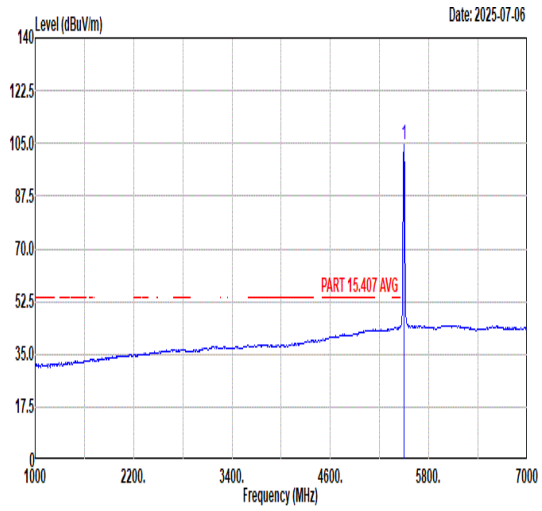 Freq Level Limit Line Margin (dB) Read Level Ant Factor Cable Loss Preamp Factor APos TPos Remark MHz dBuV/m dBuV/m dBuV dB/m dB dB cm deg 1 5500.00 104.48 ------ ------ 90.53 36.08 10.57 32.70 192 30 AVERAGE

Mode	50	
	Band Edge	
	U-NII-2C_5.47-5.725_802.11ax HE20_CH100_Partial RU 106/53_5500MHz	
ANT	6+7	
Pol.	Vertical	Fundamental
Peak	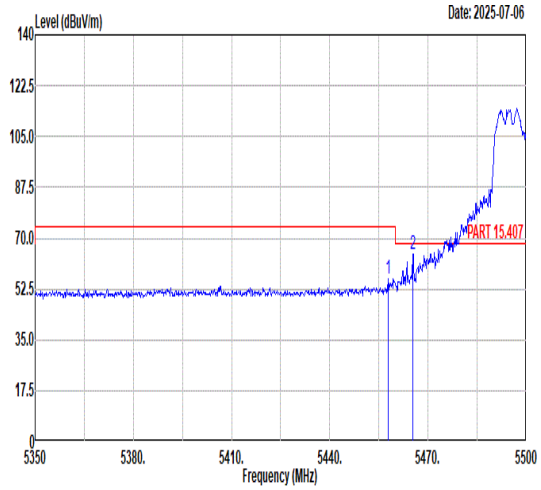 Freq Level Limit Line Margin (dB) Read Level Ant Factor Cable Loss Preamp Factor APos TPos Remark MHz dBuV/m dBuV/m dBuV dB/m dB dB cm deg 1 5457.85 56.16 74.00 -17.84 42.38 35.93 10.54 32.69 225 282 PEAK 2 5465.35 64.35 68.30 -3.95 50.53 35.96 10.55 32.69 225 282 PEAK	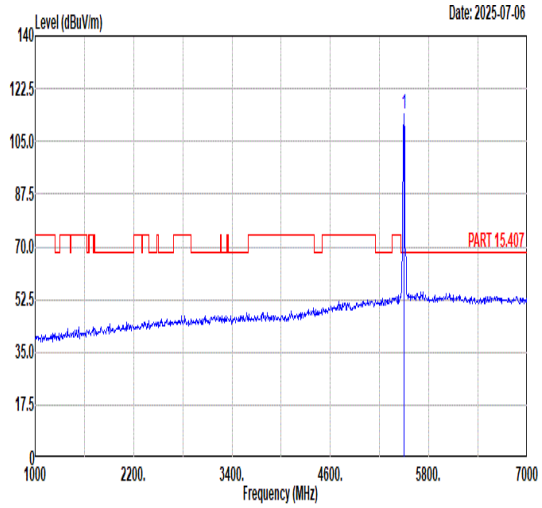 Freq Level Limit Line Margin (dB) Read Level Ant Factor Cable Loss Preamp Factor APos TPos Remark MHz dBuV/m dBuV/m dBuV dB/m dB dB cm deg 1 5500.00 114.14 ------ ------ 100.19 36.08 10.57 32.70 225 282 PEAK
Avg	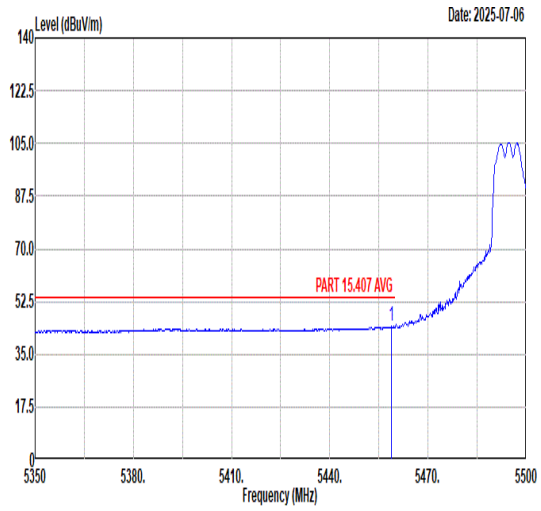 Freq Level Limit Line Margin (dB) Read Level Ant Factor Cable Loss Preamp Factor APos TPos Remark MHz dBuV/m dBuV/m dBuV dB/m dB dB cm deg 1 5458.90 44.28 54.00 -9.72 30.49 35.94 10.54 32.69 225 282 AVERAGE	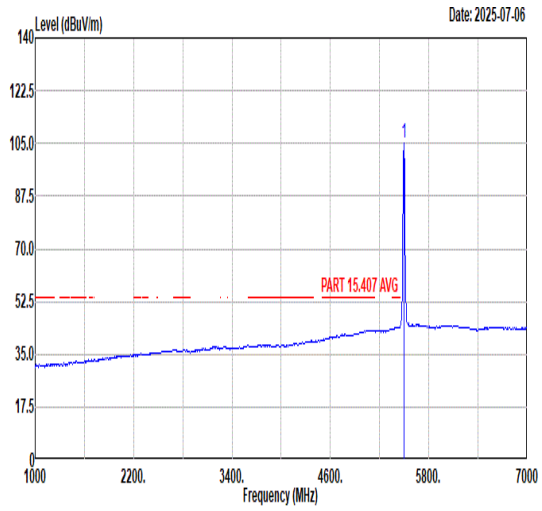 Freq Level Limit Line Margin (dB) Read Level Ant Factor Cable Loss Preamp Factor APos TPos Remark MHz dBuV/m dBuV/m dBuV dB/m dB dB cm deg 1 5500.00 105.37 ------ ------ 91.42 36.08 10.57 32.70 225 282 AVERAGE

Mode	51	
	Band Edge	
	U-NII-2C_5.47-5.725_802.11ax HE20_CH140_Partial RU 26/8_5700MHz	
ANT	6+7	
Pol.	Horizontal	Fundamental
Peak	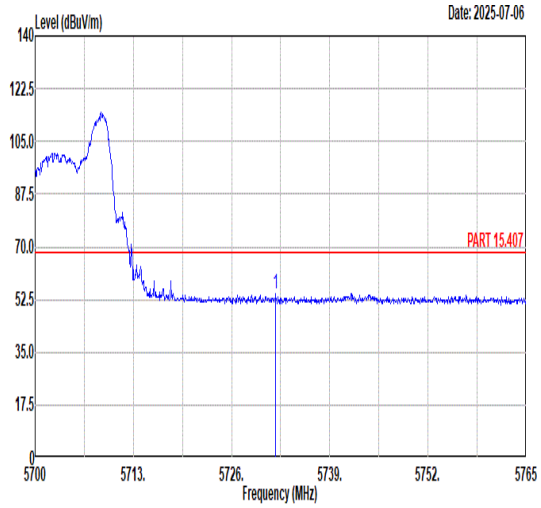 Freq Level Limit Line Margin (dB) Read Level Ant Factor Cable Loss Preamp Factor APos TPos Remark MHz dBuV/m dBuV/m dBuV dB/m dB dB cm deg 1 5731.85 54.54 68.30 -13.76 39.80 36.66 10.87 32.79 183 7 PEAK	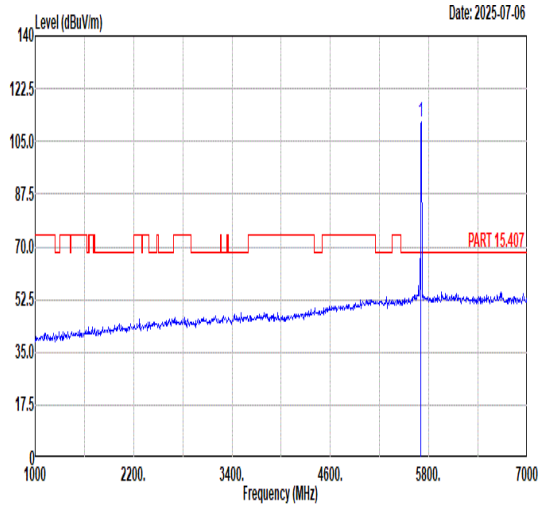 Freq Level Limit Line Margin (dB) Read Level Ant Factor Cable Loss Preamp Factor APos TPos Remark MHz dBuV/m dBuV/m dBuV dB/m dB dB cm deg 1 5700.00 111.53 ------ ------ 96.80 36.62 10.89 32.78 183 7 PEAK
Avg	Blank	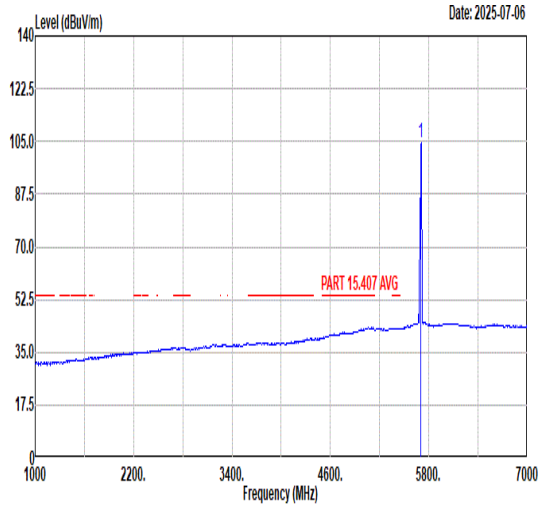 Freq Level Limit Line Margin (dB) Read Level Ant Factor Cable Loss Preamp Factor APos TPos Remark MHz dBuV/m dBuV/m dBuV dB/m dB dB cm deg 1 5700.00 104.46 ------ ------ 89.73 36.62 10.89 32.78 183 7 AVERAGE

Mode	51	
	Band Edge	
	U-NII-2C_5.47-5.725_802.11ax HE20_CH140_Partial RU 26/8_5700MHz	
ANT	6+7	
Pol.	Vertical	Fundamental
Peak	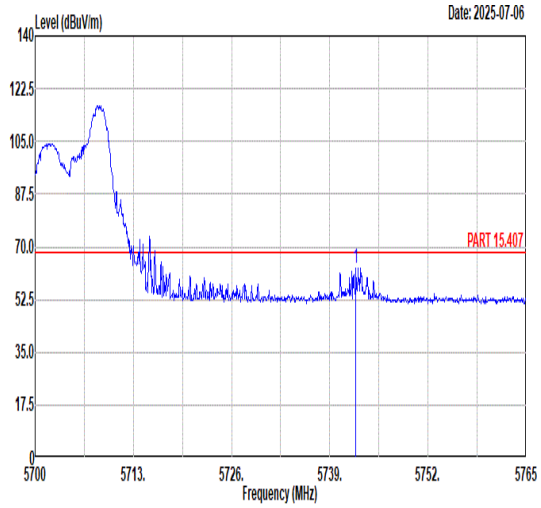 Freq Level Limit Line Margin (dB) Read Level Ant Factor Cable Loss Preamp Factor APos TPos Remark MHz dBuV/m dBuV/m dBuV dB/m dB dB cm deg 1 5742.45 63.00 68.30 -5.30 48.26 36.68 10.86 32.80 225 277 PEAK	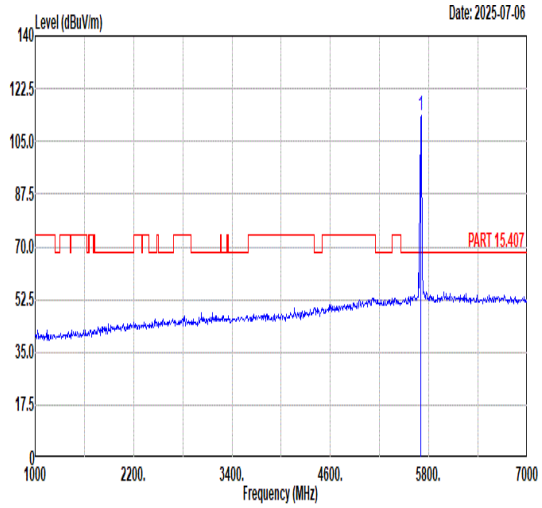 Freq Level Limit Line Margin (dB) Read Level Ant Factor Cable Loss Preamp Factor APos TPos Remark MHz dBuV/m dBuV/m dBuV dB/m dB dB cm deg 1 5700.00 113.49 ------ ------ 98.76 36.62 10.89 32.78 225 277 PEAK
Avg	Blank	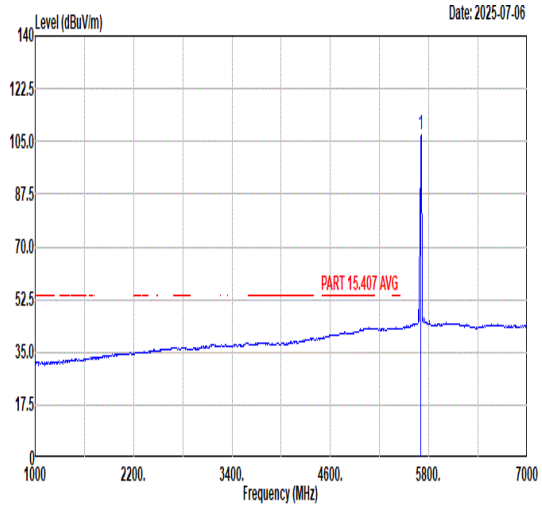 Freq Level Limit Line Margin (dB) Read Level Ant Factor Cable Loss Preamp Factor APos TPos Remark MHz dBuV/m dBuV/m dBuV dB/m dB dB cm deg 1 5700.00 107.36 ------ ------ 92.63 36.62 10.89 32.78 225 277 AVERAGE

Mode	52	
	Harmonic	
	U-NII-2C_5.47-5.85_802.11a_CH144_5720MHz	
ANT	6+7	
Pol.	Horizontal	Vertical
Peak Avg	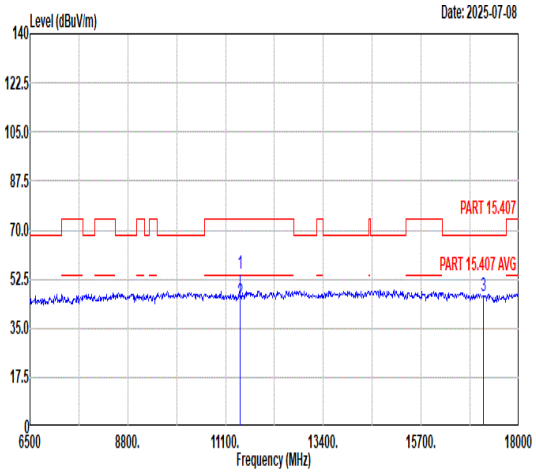 Freq Level Limit Line Margin Read Level Ant Factor Cable Loss Preamp Factor APos TPos Remark 1 11440.00 54.18 74.00 -19.82 51.46 38.20 14.89 50.37 100 237 Peak 2 11440.00 44.28 54.00 -9.72 41.56 38.20 14.89 50.37 100 237 Average 3 17160.00 46.72 68.30 -21.58 38.59 42.94 18.04 52.85 --- --- Peak	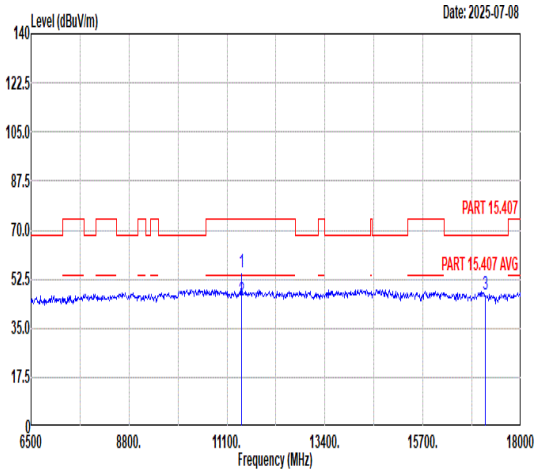 Freq Level Limit Line Margin Read Level Ant Factor Cable Loss Preamp Factor APos TPos Remark 1 11440.00 54.71 74.00 -19.29 51.99 38.20 14.89 50.37 133 325 Peak 2 11440.00 44.95 54.00 -9.05 42.23 38.20 14.89 50.37 133 325 Average 3 17160.00 46.80 68.30 -21.50 38.67 42.94 18.04 52.85 --- --- Peak

Mode	53	
	Band Edge	
	U-NII-2C_5.47-5.85_802.11ax HE20_CH144_Full_5720MHz	
ANT	6+7	
Pol.	Horizontal	Fundamental
Peak	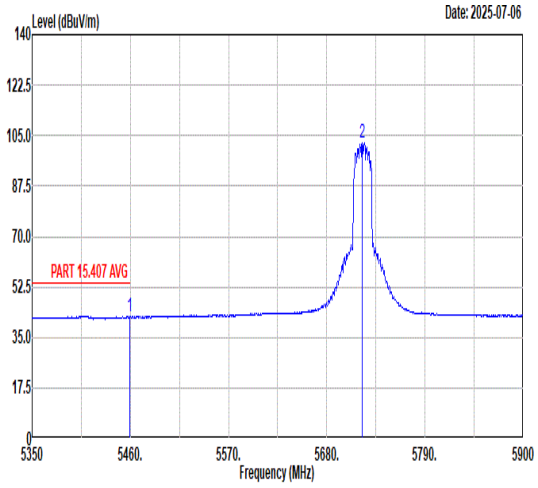 Freq Level Limit Line Margin Read Level Ant Factor Cable Loss Preamp Factor APos TPos Remark MHz dBuV/m dBuV/m dB dBuV dB/m dB dB cm deg 1 5459.45 42.24 54.00 -11.76 28.45 35.94 10.54 32.69 214 73 Peak 2 5720.00 102.38 ------ ------ 87.65 36.64 10.88 32.79 214 73 Average	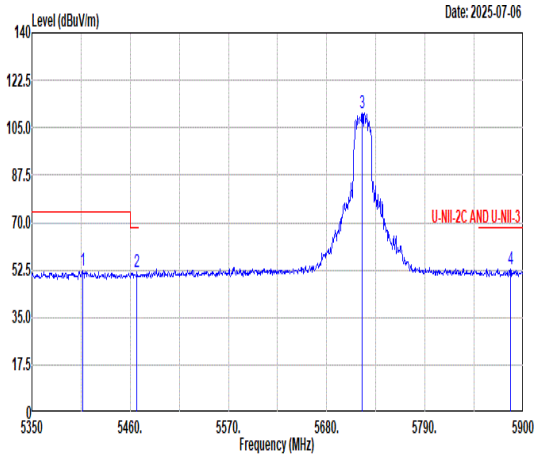 Freq Level Limit Line Margin Read Level Ant Factor Cable Loss Preamp Factor APos TPos Remark MHz dBuV/m dBuV/m dB dBuV dB/m dB dB cm deg 1 5407.20 52.36 74.00 -21.64 38.55 35.99 10.50 32.68 214 73 Peak 2 5467.70 51.66 68.30 -16.64 37.83 35.97 10.55 32.69 214 73 Peak 3 5720.00 110.57 ------ ------ 95.84 36.64 10.88 32.79 214 73 Peak 4 5885.70 52.68 68.30 -15.62 38.12 36.57 10.84 32.85 214 73 Peak