

SGS-CSTC Standards Technical Services Co., Ltd. Shenzhen Branch

SZEMC-TRF-01 Rev. A/0 Aug01,2022

Report No.: SZCR230700238105

Page: 1 of 320

TEST REPORT

Application No.: SZCR2307002381AT
Applicant: Shenzhen Zolon Technology Co., Ltd.
Address of Applicant: 401, Building 3, Shenzhen Software Park, Maling Community, Yuehai Street, Nanshan District, Shenzhen City, Guangdong Province, P.R.C
Manufacturer: Shenzhen Zolon Technology Co., Ltd.
Address of Manufacturer: 401, Building 3, Shenzhen Software Park, Maling Community, Yuehai Street, Nanshan District, Shenzhen City, Guangdong Province, P.R.C
Equipment Under Test (EUT):
EUT Name: Smart Desktop Terminal
Model No.: L1450
Trade Mark: ZOLON
FCC ID: 2AV5BL1450
Standard(s) : 47 CFR Part 15, Subpart E 15.407
Date of Receipt: 2023-07-21
Date of Test: 2023-07-25 to 2023-08-02
Date of Issue: 2023-08-03

| | |
|---------------------|--------------|
| Test Result: | Pass* |
|---------------------|--------------|

* In the configuration tested, the EUT complied with the standards specified above.

Kenx. Xu

Keny Xu
EMC Laboratory Manager



SGS-CSTC Standards Technical Services Co., Ltd.
Shenzhen Branch (EMC Laboratory)

Unless otherwise agreed in writing, this document is issued by the Company subject to its General Conditions of Service printed overleaf, available on request or accessible at <https://www.sgs.com/en/Terms-and-Conditions>. Attention is drawn to the limitation of liability, indemnification and jurisdiction issues defined therein. Any holder of this document is advised that information contained hereon reflects the Company's findings at the time of its intervention only and within the limits of Client's instructions, if any. The Company's sole responsibility is to its Client and this document does not exonerate parties to a transaction from exercising all their rights and obligations under the transaction documents. This document cannot be reproduced except in full, without prior written approval of the Company. Any unauthorized alteration, forgery or falsification of the content or appearance of this document is unlawful and offenders may be prosecuted to the fullest extent of the law. Unless otherwise stated the results shown in this test report refer only to the sample(s) tested and such sample(s) are retained for 30 days only.

Attention: To check the authenticity of testing /inspection report & certificate, please contact us at telephone: (86-755) 8307 1443, or email: CN.Doccheck@sgs.com

No. 1 Workshop, M-10, Middle Section, Science & Technology Park, Nanshan District, Shenzhen, Guangdong, China 518057 t (86-755) 26012053 f (86-755) 26710594 www.ssgroup.com.cn
中国·广东·深圳市南山区科技园中区M-10栋1号厂房 邮编: 518057 t (86-755) 26012053 f (86-755) 26710594 sgs.china@sgs.com

Member of the SGS Group (SGS SA)

SGS-CSTC Standards Technical Services Co., Ltd. Shenzhen Branch

SZEMC-TRF-01 Rev. A/0 Aug01,2022

Report No.: SZCR230700238105

Page: 2 of 320

| Revision Record | | | | |
|-----------------|---------|------------|----------|----------|
| Version | Chapter | Date | Modifier | Remark |
| 01 | | 2023-08-03 | | Original |
| | | | | |
| | | | | |

| | | | | |
|--------------------------|--|------------------------------|--|--|
| Authorized for issue by: | | | | |
| | | Calvin Weng | | |
| | | Calvin Weng/Project Engineer | | |
| | | Eric Fu | | |
| | | Eric Fu/Reviewer | | |



Unless otherwise agreed in writing, this document is issued by the Company subject to its General Conditions of Service printed overleaf, available on request or accessible at <https://www.sgs.com/en/Terms-and-Conditions>. Attention is drawn to the limitation of liability, indemnification and jurisdiction issues defined therein. Any holder of this document is advised that information contained hereon reflects the Company's findings at the time of its intervention only and within the limits of Client's instructions, if any. The Company's sole responsibility is to its Client and this document does not exonerate parties to a transaction from exercising all their rights and obligations under the transaction documents. This document cannot be reproduced except in full, without prior written approval of the Company. Any unauthorized alteration, forgery or falsification of the content or appearance of this document is unlawful and offenders may be prosecuted to the fullest extent of the law. Unless otherwise stated the results shown in this test report refer only to the sample(s) tested and such sample(s) are retained for 30 days only.

Attention: To check the authenticity of testing /inspection report & certificate, please contact us at telephone: (86-755) 8307 1443, or email: CN.Doccheck@sgs.com

SGS-CSTC Standards Technical Services Co., Ltd.
Shenzhen Branch Testing & Calibration Laboratory

No.1 Workshop, M-10, Middle Section, Science & Technology Park, Nanshan District, Shenzhen, Guangdong, China 518057 t (86-755) 26012053 f (86-755) 26710594 www.sgs.com.cn
中国·广东·深圳市南山区科技园中区M-10栋1号厂房 邮编: 518057 t (86-755) 26012053 f (86-755) 26710594 sgs.china@sgs.com

2 Test Summary

| Radio Spectrum Technical Requirement | | | | |
|--------------------------------------|----------------------------------|--------|--------------------------------------|--------|
| Item | Standard | Method | Requirement | Result |
| Antenna Requirement | 47 CFR Part 15, Subpart E 15.407 | N/A | 47 CFR Part 15, Subpart C 15.203 | Pass |
| Transmission in the Absence of Data | | N/A | 47 CFR Part 15, Subpart E 15.407 (c) | Pass |

| Radio Spectrum Matter Part | | | | |
|---|----------------------------------|------------------------------------|--|--------|
| Item | Standard | Method | Requirement | Result |
| Conducted Emissions at AC Power Line (150kHz-30MHz) | 47 CFR Part 15, Subpart E 15.407 | ANSI C63.10 (2013) Section 6.2 | 47 CFR Part 15, Subpart C 15.207 & Subpart E 15.407 b(9) | Pass |
| Duty Cycle | | ANSI C63.10 (2013) Section 12.2 | ANSI C63.10 (2013) Section 12.2 | Pass |
| 99% Bandwidth | | ANSI C63.10 (2013) Section 12.4.2 | ANSI C63.10 (2013) Section 12.4.2 | Pass |
| 26dB Emission bandwidth | | ANSI C63.10 (2013) Section 12.4.1 | 47 CFR Part 15, Subpart E 15.407 (a) | Pass |
| Minimum 6 dB bandwidth (5.725-5.85 GHz band) | | ANSI C63.10 (2013) Section 6.9.2 | 47 CFR Part 15, Subpart E 15.407 (e) | Pass |
| Maximum Conducted output power | | ANSI C63.10 (2013) Section 12.3 | 47 CFR Part 15, Subpart E 15.407 (a) | Pass |
| Peak Power spectrum density | | ANSI C63.10 (2013) Section 12.5 | 47 CFR Part 15, Subpart E 15.407 (a) | Pass |
| Radiated Emissions (Above 1GHz) | | ANSI C63.10 (2013) Section 6.6 | 47 CFR Part 15, Subpart C 15.209 & Subpart E 15.407(b) | Pass |
| Radiated Emissions which fall in the restricted bands | | ANSI C63.10 (2013) Section 6.10.5 | 47 CFR Part 15, Subpart C 15.209 & Subpart E 15.407(b) | Pass |
| Frequency Stability | | ANSI C63.10 (2013) Section 6.8 | 47 CFR Part 15, Subpart E 15.407 (g) | Pass |
| Channel Move Time | | KDB 905462 D02 Section 7.8.3 | KDB 905462 D02 Section 5.1 | Pass |
| Channel Closing Transmission Time | | KDB 905462 D02 Section 7.8.3 | KDB 905462 D02 Section 5.1 | Pass |
| Radiated Emissions (Below 1GHz) | | ANSI C63.10 (2013) Section 6.4,6.5 | 47 CFR Part 15, Subpart C 15.209 & Subpart E 15.407(b) | Pass |



Unless otherwise agreed in writing, this document is issued by the Company subject to its General Conditions of Service printed overleaf, available on request or accessible at <https://www.sgs.com/en/Terms-and-Conditions>. Attention is drawn to the limitation of liability, indemnification and jurisdiction issues defined therein. Any holder of this document is advised that information contained hereon reflects the Company's findings at the time of its intervention only and within the limits of Client's instructions, if any. The Company's sole responsibility is to its Client and this document does not exonerate parties to a transaction from exercising all their rights and obligations under the transaction documents. This document cannot be reproduced except in full, without prior written approval of the Company. Any unauthorized alteration, forgery or falsification of the content or appearance of this document is unlawful and offenders may be prosecuted to the fullest extent of the law. Unless otherwise stated the results shown in this test report refer only to the sample(s) tested and such sample(s) are retained for 30 days only.

Attention: To check the authenticity of testing /inspection report & certificate, please contact us at telephone: (86-755) 8307 1443, or email: CN.Doccheck@sgs.com

SGS-CSTC Standards Technical Services Co., Ltd.
Shenzhen Branch Testing & Calibration Laboratory

No.1 Workshop, M-10, Middle Section, Science & Technology Park, Nanshan District, Shenzhen, Guangdong, China 518057 t (86-755) 26012053 f (86-755) 26710594 www.sgs.com.cn
中国·广东·深圳市南山区科技园中区M-10栋1号厂房 邮编: 518057 t (86-755) 26012053 f (86-755) 26710594 sgs.china@sgs.com

3 Contents

| | Page |
|---|------|
| 1 Cover Page | 1 |
| 2 Test Summary..... | 3 |
| 3 Contents | 4 |
| 4 General Information..... | 7 |
| 4.1 Details of E.U.T. | 7 |
| 4.2 Description of Support Units..... | 7 |
| 4.3 Measurement Uncertainty | 8 |
| 4.4 Test Location | 9 |
| 4.5 Test Facility..... | 9 |
| 4.6 Deviation from Standards..... | 9 |
| 4.7 Abnormalities from Standard Conditions | 9 |
| 5 Equipment List | 10 |
| 6 Radio Spectrum Technical Requirement..... | 14 |
| 6.1 Antenna Requirement | 14 |
| 6.1.1 Test Requirement: | 14 |
| 6.1.2 Conclusion | 14 |
| 6.2 Transmission in the Absence of Data | 15 |
| 6.2.1 Test Requirement: | 15 |
| 6.2.2 Conclusion | 15 |
| 7 Radio Spectrum Matter Test Results..... | 16 |
| 7.1 Conducted Emissions at AC Power Line (150kHz-30MHz) | 16 |
| 7.1.1 E.U.T. Operation | 16 |
| 7.1.2 Test Mode Description | 16 |
| 7.1.3 Test Setup Diagram | 17 |
| 7.1.4 Measurement Procedure and Data..... | 17 |
| 7.2 Duty Cycle | 20 |
| 7.2.1 E.U.T. Operation | 20 |
| 7.2.2 Test Mode Description | 20 |
| 7.2.3 Test Setup Diagram | 21 |
| 7.2.4 Measurement Procedure and Data..... | 21 |
| 7.3 99% Bandwidth | 22 |
| 7.3.1 E.U.T. Operation | 22 |
| 7.3.2 Test Mode Description | 22 |
| 7.3.3 Test Setup Diagram | 23 |
| 7.3.4 Measurement Procedure and Data..... | 23 |
| 7.4 26dB Emission bandwidth | 24 |
| 7.4.1 E.U.T. Operation | 24 |
| 7.4.2 Test Mode Description | 24 |
| 7.4.3 Test Setup Diagram | 24 |



Unless otherwise agreed in writing, this document is issued by the Company subject to its General Conditions of Service printed overleaf, available on request or accessible at <https://www.sgs.com/en/Terms-and-Conditions>. Attention is drawn to the limitation of liability, indemnification and jurisdiction issues defined therein. Any holder of this document is advised that information contained hereon reflects the Company's findings at the time of its intervention only and within the limits of Client's instructions, if any. The Company's sole responsibility is to its Client and this document does not exonerate parties to a transaction from exercising all their rights and obligations under the transaction documents. This document cannot be reproduced except in full, without prior written approval of the Company. Any unauthorized alteration, forgery or falsification of the content or appearance of this document is unlawful and offenders may be prosecuted to the fullest extent of the law. Unless otherwise stated the results shown in this test report refer only to the sample(s) tested and such sample(s) are retained for 30 days only.

Attention: To check the authenticity of testing /inspection report & certificate, please contact us at telephone: (86-755) 8307 1443, or email: CN.Doccheck@sgs.com

SGS-CSTC Standards Technical Services Co., Ltd. Shenzhen Branch

SZEMC-TRF-01 Rev. A/0 Aug01,2022

Report No.: SZCR230700238105

Page: 5 of 320

| | | |
|--------|---|-----|
| 7.4.4 | Measurement Procedure and Data..... | 25 |
| 7.5 | Minimum 6 dB bandwidth (5.725-5.85 GHz band)..... | 26 |
| 7.5.1 | E.U.T. Operation..... | 26 |
| 7.5.2 | Test Mode Description | 26 |
| 7.5.3 | Test Setup Diagram | 26 |
| 7.5.4 | Measurement Procedure and Data..... | 26 |
| 7.6 | Maximum Conducted output power | 27 |
| 7.6.1 | E.U.T. Operation..... | 27 |
| 7.6.2 | Test Mode Description | 27 |
| 7.6.3 | Test Setup Diagram | 28 |
| 7.6.4 | Measurement Procedure and Data..... | 28 |
| 7.7 | Peak Power spectrum density | 29 |
| 7.7.1 | E.U.T. Operation..... | 29 |
| 7.7.2 | Test Mode Description | 30 |
| 7.7.3 | Test Setup Diagram | 30 |
| 7.7.4 | Measurement Procedure and Data..... | 30 |
| 7.8 | Radiated Emissions (Below 1GHz)..... | 31 |
| 7.8.1 | E.U.T. Operation..... | 31 |
| 7.8.2 | Test Mode Description | 31 |
| 7.8.3 | Test Setup Diagram | 32 |
| 7.8.4 | Measurement Procedure and Data..... | 33 |
| 7.9 | Radiated Emissions (Above 1GHz)..... | 36 |
| 7.9.1 | E.U.T. Operation..... | 36 |
| 7.9.2 | Test Mode Description | 37 |
| 7.9.3 | Test Setup Diagram | 37 |
| 7.9.4 | Measurement Procedure and Data..... | 38 |
| 7.10 | Radiated Emissions which fall in the restricted bands | 89 |
| 7.10.1 | E.U.T. Operation..... | 89 |
| 7.10.2 | Test Mode Description | 90 |
| 7.10.3 | Test Setup Diagram | 90 |
| 7.10.4 | Measurement Procedure and Data..... | 91 |
| 7.11 | Frequency Stability..... | 160 |
| 7.11.1 | E.U.T. Operation..... | 160 |
| 7.11.2 | Test Mode Description | 160 |
| 7.11.3 | Test Setup Diagram | 161 |
| 7.11.4 | Measurement Procedure and Data..... | 161 |
| 7.12 | Channel Move Time | 162 |
| 7.12.1 | E.U.T. Operation..... | 162 |
| 7.12.2 | Test Mode Description | 163 |
| 7.12.3 | Test Setup Diagram | 163 |
| 7.12.4 | Measurement Procedure and Data..... | 164 |
| 7.13 | Channel Closing Transmission Time | 165 |
| 7.13.1 | E.U.T. Operation..... | 165 |
| 7.13.1 | Test Mode Description | 166 |
| 7.13.2 | Test Setup Diagram | 166 |
| 7.13.3 | Measurement Procedure and Data..... | 167 |
| 8 | Test Setup Photo..... | 168 |
| 9 | EUT Constructional Details (EUT Photos)..... | 168 |



Unless otherwise agreed in writing, this document is issued by the Company subject to its General Conditions of Service printed overleaf, available on request or accessible at <https://www.sgs.com/en/Terms-and-Conditions>. Attention is drawn to the limitation of liability, indemnification and jurisdiction issues defined therein. Any holder of this document is advised that information contained hereon reflects the Company's findings at the time of its intervention only and within the limits of Client's instructions, if any. The Company's sole responsibility is to its Client and this document does not exonerate parties to a transaction from exercising all their rights and obligations under the transaction documents. This document cannot be reproduced except in full, without prior written approval of the Company. Any unauthorized alteration, forgery or falsification of the content or appearance of this document is unlawful and offenders may be prosecuted to the fullest extent of the law. Unless otherwise stated the results shown in this test report refer only to the sample(s) tested and such sample(s) are retained for 30 days only.

Attention: To check the authenticity of testing /inspection report & certificate, please contact us at telephone: (86-755) 8307 1443, or email: CN.Doccheck@sgs.com

SGS-CSTC Standards Technical Services Co., Ltd.
Shenzhen Branch Testing and Calibration Laboratory

No.1 Workshop, M-10, Middle Section, Science & Technology Park, Nanshan District, Shenzhen, Guangdong, China 518057 t (86-755) 26012053 f (86-755) 26710594 www.sgsgroup.com.cn
中国·广东·深圳市南山区科技园中区M-10栋1号厂房 邮编: 518057 t (86-755) 26012053 f (86-755) 26710594 sgs.china@sgs.com



SGS-CSTC Standards Technical Services Co., Ltd. Shenzhen Branch

SZEMC-TRF-01 Rev. A/0 Aug01,2022

Report No.: SZCR230700238105

Page: 6 of 320

10 Appendix.....169



SGS-CSTC Standards Technical Services Co., Ltd.
Shenzhen Branch Inspection & Testing Laboratory

Unless otherwise agreed in writing, this document is issued by the Company subject to its General Conditions of Service printed overleaf, available on request or accessible at <https://www.sgs.com/en/Terms-and-Conditions>. Attention is drawn to the limitation of liability, indemnification and jurisdiction issues defined therein. Any holder of this document is advised that information contained hereon reflects the Company's findings at the time of its intervention only and within the limits of Client's instructions, if any. The Company's sole responsibility is to its Client and this document does not exonerate parties to a transaction from exercising all their rights and obligations under the transaction documents. This document cannot be reproduced except in full, without prior written approval of the Company. Any unauthorized alteration, forgery or falsification of the content or appearance of this document is unlawful and offenders may be prosecuted to the fullest extent of the law. Unless otherwise stated the results shown in this test report refer only to the sample(s) tested and such sample(s) are retained for 30 days only.

Attention: To check the authenticity of testing /inspection report & certificate, please contact us at telephone: (86-755) 8307 1443, or email: CN.Doccheck@sgs.com

No.1 Workshop, M-10, Middle Section, Science & Technology Park, Nanshan District, Shenzhen, Guangdong, China 518057 t (86-755) 26012053 f (86-755) 26710594 www.sgsgroup.com.cn
中国·广东·深圳市南山区科技园中区M-10栋1号厂房 邮编: 518057 t (86-755) 26012053 f (86-755) 26710594 sgs.china@sgs.com

4 General Information

4.1 Details of E.U.T.

| | |
|---|---|
| Power supply: | DC5V/3A, DC9V/3A, DC12V/5A, DC15V/4.33A, DC20V/3.25A from AC/DC Power Adapter Adapter M/N: ADT-65NS-D00 Adapter Input: AC100/240V, 50/60Hz, 1.6A |
| Cable(s): | AC cable: 1.5m unshielded cable without ferrite core DC cable: 1.5m unshielded cable without ferrite core |
| Operation Frequency/Number of channels (20MHz): | U-NII-1: 5180-5240MHz (4 Channels) U-NII-2A: 5260-5320MHz (4 Channels) U-NII-2C: 5500-5700MHz (11 Channels) U-NII-3: 5745-5825MHz (5 Channels) |
| Operation Frequency/Number of channels/(40MHz): | U-NII-1: 5190-5230MHz (2 Channels) U-NII-2A: 5270-5310MHz (2 Channels) U-NII-2C: 5510-5670MHz (5 Channels) U-NII-3: 5755-5795MHz (2 Channels) |
| Operation Frequency/Number of channels (80MHz): | U-NII-1: 5210MHz (1 Channel) U-NII-2A: 5290MHz (1 Channel) U-NII-2C: 5530-5610MHz (2 Channels) U-NII-3: 5775MHz (1 Channel) |
| Modulation Type: | 802.11a: OFDM (64QAM, 16QAM, QPSK, BPSK) 802.11n: OFDM (BPSK, QPSK, 16QAM, 64QAM) 802.11ac: OFDM (BPSK, QPSK, 16QAM, 64QAM, 256QAM) |
| Channel Spacing: | 802.11a/n(HT20)/ac(VHT20): 20MHz; 802.11n(HT40)/ac(VHT40): 40MHz; 802.11ac(VHT80): 80MHz |
| DFS Function: | Slave without Radar detection |
| TPC Function: | Without TPC function |
| Antenna Type: | FPC antenna |
| Antenna Gain: | band1/2A:2.85dBi; band2C:2.47dBi; band3:1.84dBi |

Remark:The information in this section is provided by the applicant or manufacturer, SGS is not liable to the accuracy, suitability, reliability or/and integrity of the information.

4.2 Description of Support Units

| Description | Manufacturer | Model No. | Serial No. |
|---|--------------|-----------|------------|
| -- | -- | -- | -- |
| The EUT has been tested as an independent unit. | | | |



4.3 Measurement Uncertainty

| Test Item | Measurement Uncertainty |
|---|---|
| Conducted Emissions at AC Power Line (150kHz-30MHz) | $\pm 3.1\text{dB}$ |
| Duty Cycle | $\pm 0.37\%$ |
| 99% Bandwidth | $\pm 3\%$ |
| 26dB Emission bandwidth | $\pm 3\%$ |
| Minimum 6 dB bandwidth (5.725-5.85 GHz band) | $\pm 3\%$ |
| Maximum Conducted output power | $\pm 0.75\text{dB}$ |
| Peak Power spectrum density | $\pm 2.84\text{dB}$ |
| Radiated Emissions (Below 1GHz) | $\pm 6.0\text{dB}$ for 3m; $\pm 5.0\text{dB}$ for 10m |
| Radiated Emissions (Above 1GHz) | $\pm 4.6\text{dB}$ (1-18GHz); $\pm 4.8\text{dB}$ (18-40GHz) |
| Radiated Emissions which fall in the restricted bands | $\pm 6.0\text{dB}$ (below 1GHz); $\pm 4.6\text{dB}$ (above 1GHz); |
| Frequency Stability | $\pm 7.25 \times 10^{-8}$ |



SGS-CSTC Standards Technical Services Co., Ltd. Shenzhen Branch

SZEMC-TRF-01 Rev. A/0 Aug01,2022

Report No.: SZCR230700238105

Page: 9 of 320

4.4 Test Location

All tests were performed at:

SGS-CSTC Standards Technical Services Co., Ltd., Shenzhen Branch

No. 1 Workshop, M-10, Middle Section, Science & Technology Park, Nanshan District, Shenzhen, Guangdong, China. 518057.

Tel: +86 755 2601 2053 Fax: +86 755 2671 0594

No tests were sub-contracted.

4.5 Test Facility

The test facility is recognized, certified, or accredited by the following organizations:

• A2LA (Certificate No. 3816.01)

SGS-CSTC Standards Technical Services Co., Ltd., Shenzhen EMC Laboratory is accredited by the American Association for Laboratory Accreditation(A2LA). Certificate No. 3816.01.

• VCCI (Member No. 1937)

The 3m Fully-anechoic chamber for above 1GHz, 10m Semi-anechoic chamber for below 1GHz, Shielded Room for Mains Port Conducted Interference Measurement and Telecommunication Port Conducted Interference Measurement of SGS-CSTC Standards Technical Services Co., Ltd. Shenzhen EMC laboratory have been registered in accordance with the Regulations for Voluntary Control Measures with Registration No.: G-20026, R-14188, C-12383 and T-11153 respectively.

• FCC –Designation Number: CN1336

SGS-CSTC Standards Technical Services Co., Ltd., Shenzhen EMC Laboratory has been recognized as an accredited testing laboratory.

Designation Number: CN1336. Test Firm Registration Number: 787754.

• Innovation, Science and Economic Development Canada

SGS-CSTC Standards Technical Services Co., Ltd., Shenzhen EMC Laboratory has been recognized by ISED as an accredited testing laboratory.

CAB identifier: CN0006.

IC#: 4620C.

4.6 Deviation from Standards

None

4.7 Abnormalities from Standard Conditions

None



SGS-CSTC Standards Technical Services Co., Ltd.
Shenzhen Branch EMC Laboratory.

Unless otherwise agreed in writing, this document is issued by the Company subject to its General Conditions of Service printed overleaf, available on request or accessible at <https://www.sgs.com/en/Terms-and-Conditions>. Attention is drawn to the limitation of liability, indemnification and jurisdiction issues defined therein. Any holder of this document is advised that information contained hereon reflects the Company's findings at the time of its intervention only and within the limits of Client's instructions, if any. The Company's sole responsibility is to its Client and this document does not exonerate parties to a transaction from exercising all their rights and obligations under the transaction documents. This document cannot be reproduced except in full, without prior written approval of the Company. Any unauthorized alteration, forgery or falsification of the content or appearance of this document is unlawful and offenders may be prosecuted to the fullest extent of the law. Unless otherwise stated the results shown in this test report refer only to the sample(s) tested and such sample(s) are retained for 30 days only.

Attention: To check the authenticity of testing /inspection report & certificate, please contact us at telephone: (86-755) 8307 1443, or email: CN.Doccheck@sgs.com

No.1 Workshop, M-10, Middle Section, Science & Technology Park, Nanshan District, Shenzhen, Guangdong, China 518057 t (86-755) 26012053 f (86-755) 26710594 www.ssgroup.com.cn
中国·广东·深圳市南山区科技园中区M-10栋1号厂房 邮编: 518057 t (86-755) 26012053 f (86-755) 26710594 sgs.china@sgs.com

SGS-CSTC Standards Technical Services Co., Ltd. Shenzhen Branch

SZEMC-TRF-01 Rev. A/0 Aug01,2022

Report No.: SZCR230700238105

Page: 10 of 320

5 Equipment List

Conducted Emissions at AC Power Line (150kHz-30MHz)

| Equipment | Manufacturer | Model No. | Inventory No. | Cal Date | Cal Due Date |
|----------------------|------------------|------------------|---------------|------------|--------------|
| Shielding Room | ZhongYu Electron | GB-88 | SEM001-06 | 2022-05-14 | 2025-05-13 |
| EMI Test Receiver | Rohde&Schwarz | ESCI | SEM004-02 | 2023-03-20 | 2024-03-19 |
| Matching Pad | N/A | N/A | SEM021-23 | 2023-03-22 | 2024-03-21 |
| Matching Pad | N/A | N/A | SEM021-24 | 2023-03-22 | 2024-03-21 |
| Measurement Software | AUDIX | e3 V8.2014-6-27a | N/A | N/A | N/A |
| Coaxial Cable | SGS | N/A | SEM024-01 | 2023-07-07 | 2024-07-06 |
| LISN | Rohde&Schwarz | ENV216 | SEM007-01 | 2022-09-20 | 2023-09-19 |
| LISN | ETS-LINDGREN | 3816/2 | SEM007-02 | 2023-03-20 | 2024-03-19 |

Duty Cycle

| Equipment | Manufacturer | Model No. | Inventory No. | Cal Date | Cal Due Date |
|----------------------|--------------|---------------|---------------|------------|--------------|
| DC Power Supply | Chroma | 62012P-80-60 | SEM011-11 | 2022-10-20 | 2023-10-19 |
| MXA Signal Analyzer | KEYSIGHT | N9020A | SEM004-19 | 2023-03-21 | 2024-03-20 |
| Measurement Software | TST PASS | TST PASS V2.0 | N/A | N/A | N/A |
| Coaxial Cable | SGS | N/A | SEM031-01 | 2023-07-07 | 2024-07-06 |
| Attenuator | Huber+Suhner | 6620_SMA-50-1 | SEM021-09 | 2023-03-31 | 2024-03-30 |

99% Bandwidth

| Equipment | Manufacturer | Model No. | Inventory No. | Cal Date | Cal Due Date |
|----------------------|--------------|---------------|---------------|------------|--------------|
| DC Power Supply | Chroma | 62012P-80-60 | SEM011-11 | 2022-10-20 | 2023-10-19 |
| MXA Signal Analyzer | KEYSIGHT | N9020A | SEM004-19 | 2023-03-21 | 2024-03-20 |
| Measurement Software | TST PASS | TST PASS V2.0 | N/A | N/A | N/A |
| Coaxial Cable | SGS | N/A | SEM031-01 | 2023-07-07 | 2024-07-06 |
| Attenuator | Huber+Suhner | 6620_SMA-50-1 | SEM021-09 | 2023-03-31 | 2024-03-30 |

26dB Emission bandwidth

| Equipment | Manufacturer | Model No. | Inventory No. | Cal Date | Cal Due Date |
|----------------------|--------------|---------------|---------------|------------|--------------|
| DC Power Supply | Chroma | 62012P-80-60 | SEM011-11 | 2022-10-20 | 2023-10-19 |
| MXA Signal Analyzer | KEYSIGHT | N9020A | SEM004-19 | 2023-03-21 | 2024-03-20 |
| Measurement Software | TST PASS | TST PASS V2.0 | N/A | N/A | N/A |
| Coaxial Cable | SGS | N/A | SEM031-01 | 2023-07-07 | 2024-07-06 |
| Attenuator | Huber+Suhner | 6620_SMA-50-1 | SEM021-09 | 2023-03-31 | 2024-03-30 |



Unless otherwise agreed in writing, this document is issued by the Company subject to its General Conditions of Service printed overleaf, available on request or accessible at <https://www.sgs.com/en/Terms-and-Conditions>. Attention is drawn to the limitation of liability, indemnification and jurisdiction issues defined therein. Any holder of this document is advised that information contained hereon reflects the Company's findings at the time of its intervention only and within the limits of Client's instructions, if any. The Company's sole responsibility is to its Client and this document does not exonerate parties to a transaction from exercising all their rights and obligations under the transaction documents. This document cannot be reproduced except in full, without prior written approval of the Company. Any unauthorized alteration, forgery or falsification of the content or appearance of this document is unlawful and offenders may be prosecuted to the fullest extent of the law. Unless otherwise stated the results shown in this test report refer only to the sample(s) tested and such sample(s) are retained for 30 days only.

Attention: To check the authenticity of testing /inspection report & certificate, please contact us at telephone: (86-755) 8307 1443, or email: CN.Doccheck@sgs.com

SGS-CSTC Standards Technical Services Co., Ltd.
Shenzhen Branch (Testing & Calibration Laboratory)

No.1 Workshop, M-10, Middle Section, Science & Technology Park, Nanshan District, Shenzhen, Guangdong, China 518057 t (86-755) 26012053 f (86-755) 26710594 www.sgs.com.cn
中国·广东·深圳市南山区科技园中区M-10栋1号厂房 邮编: 518057 t (86-755) 26012053 f (86-755) 26710594 sgs.china@sgs.com

SGS-CSTC Standards Technical Services Co., Ltd. Shenzhen Branch

SZEMC-TRF-01 Rev. A/0 Aug01,2022

Report No.: SZCR230700238105

Page: 11 of 320

| Minimum 6 dB bandwidth (5.725-5.85 GHz band) | | | | | |
|---|--------------|---------------|---------------|------------|--------------|
| Equipment | Manufacturer | Model No. | Inventory No. | Cal Date | Cal Due Date |
| DC Power Supply | Chroma | 62012P-80-60 | SEM011-11 | 2022-10-20 | 2023-10-19 |
| MXA Signal Analyzer | KEYSIGHT | N9020A | SEM004-19 | 2023-03-21 | 2024-03-20 |
| Measurement Software | TST PASS | TST PASS V2.0 | N/A | N/A | N/A |
| Coaxial Cable | SGS | N/A | SEM031-01 | 2023-07-07 | 2024-07-06 |
| Attenuator | Huber+Suhner | 6620_SMA-50-1 | SEM021-09 | 2023-03-31 | 2024-03-30 |

| Maximum Conducted output power | | | | | |
|--------------------------------|--------------|---------------|---------------|------------|--------------|
| Equipment | Manufacturer | Model No. | Inventory No. | Cal Date | Cal Due Date |
| Power Sensor | TST PASS | TSPS2023R | SEM009-26 | 2023-04-01 | 2024-03-31 |
| Power Sensor | KEYSIGHT | U2021XA | SEM009-16 | 2023-03-21 | 2024-03-20 |
| DC Power Supply | Chroma | 62012P-80-60 | SEM011-11 | 2022-10-20 | 2023-10-19 |
| Measurement Software | TST PASS | TST PASS V2.0 | N/A | N/A | N/A |
| Coaxial Cable | SGS | N/A | SEM031-01 | 2023-07-07 | 2024-07-06 |
| Attenuator | Huber+Suhner | 6620_SMA-50-1 | SEM021-09 | 2023-03-31 | 2024-03-30 |

| Peak Power spectrum density | | | | | |
|-----------------------------|--------------|---------------|---------------|------------|--------------|
| Equipment | Manufacturer | Model No. | Inventory No. | Cal Date | Cal Due Date |
| DC Power Supply | Chroma | 62012P-80-60 | SEM011-11 | 2022-10-20 | 2023-10-19 |
| MXA Signal Analyzer | KEYSIGHT | N9020A | SEM004-19 | 2023-03-21 | 2024-03-20 |
| Measurement Software | TST PASS | TST PASS V2.0 | N/A | N/A | N/A |
| Coaxial Cable | SGS | N/A | SEM031-01 | 2023-07-07 | 2024-07-06 |
| Attenuator | Huber+Suhner | 6620_SMA-50-1 | SEM021-09 | 2023-03-31 | 2024-03-30 |

| Radiated Emissions (Below 1GHz) | | | | | |
|---------------------------------|----------------------|-----------------|---------------|------------|--------------|
| Equipment | Manufacturer | Model No. | Inventory No. | Cal Date | Cal Due Date |
| Loop Antenna | ETS-Lindgren | 6502 | SEM003-08 | 2021-11-30 | 2023-11-29 |
| 3m Semi-Anechoic Chamber | ETS-LINDGREN | N/A | SEM001-01 | 2023-06-19 | 2026-06-18 |
| MXE EMI Receiver | Agilent Technologies | N9038A | SEM004-15 | 2022-10-20 | 2023-10-19 |
| BiConiLog Antenna | ETS-LINDGREN | 3142C | SEM003-01 | 2021-09-17 | 2023-09-16 |
| Pre-Amplifier | Agilent Technologies | 8447D | SEM005-01 | 2023-03-20 | 2024-03-19 |
| Measurement Software | AUDIX | e3 V8.2014-6-27 | N/A | N/A | N/A |
| Coaxial Cable | SGS | N/A | SEM025-01 | 2023-07-07 | 2024-07-06 |



Unless otherwise agreed in writing, this document is issued by the Company subject to its General Conditions of Service printed overleaf, available on request or accessible at <https://www.sgs.com/en/Terms-and-Conditions>. Attention is drawn to the limitation of liability, indemnification and jurisdiction issues defined therein. Any holder of this document is advised that information contained hereon reflects the Company's findings at the time of its intervention only and within the limits of Client's instructions, if any. The Company's sole responsibility is to its Client and this document does not exonerate parties to a transaction from exercising all their rights and obligations under the transaction documents. This document cannot be reproduced except in full, without prior written approval of the Company. Any unauthorized alteration, forgery or falsification of the content or appearance of this document is unlawful and offenders may be prosecuted to the fullest extent of the law. Unless otherwise stated the results shown in this test report refer only to the sample(s) tested and such sample(s) are retained for 30 days only.

Attention: To check the authenticity of testing /inspection report & certificate, please contact us at telephone: (86-755) 8307 1443, or email: CN.Doccheck@sgs.com

No.1 Workshop, M-10, Middle Section, Science & Technology Park, Nanshan District, Shenzhen, Guangdong, China 518057 t (86-755) 26012053 f (86-755) 26710594 www.sgsgroup.com.cn
中国·广东·深圳市南山区科技园中区M-10栋1号厂房 邮编: 518057 t (86-755) 26012053 f (86-755) 26710594 sgs.china@sgs.com

SGS-CSTC Standards Technical Services Co., Ltd. Shenzhen Branch

SZEMC-TRF-01 Rev. A/0 Aug01,2022

Report No.: SZCR230700238105

Page: 12 of 320

| Radiated Emissions (Above 1GHz) | | | | | |
|---------------------------------|-----------------|-----------------|---------------|------------|--------------|
| Equipment | Manufacturer | Model No. | Inventory No. | Cal Date | Cal Due Date |
| 3m Semi-Anechoic Chamber | AUDIX | N/A | SEM001-02 | 2023-04-01 | 2026-03-31 |
| Signal Analyzer | Rohde & Schwarz | FSV40 | SEM008-04 | 2023-03-20 | 2024-03-19 |
| Horn Antenna | Rohde&Schwarz | HF907 | SEM003-07 | 2023-07-23 | 2025-07-22 |
| Microwave system amplifier | Agilent | 83017A | SEM005-25 | 2022-09-21 | 2023-09-20 |
| Measurement Software | AUDIX | e3 V8.2014-6-27 | N/A | N/A | N/A |
| Coaxial Cable | SGS | N/A | SEM026-01 | 2023-07-07 | 2024-07-06 |

| Radiated Emissions which fall in the restricted bands | | | | | |
|---|-----------------|-----------------|---------------|------------|--------------|
| Equipment | Manufacturer | Model No. | Inventory No. | Cal Date | Cal Due Date |
| 3m Semi-Anechoic Chamber | AUDIX | N/A | SEM001-02 | 2023-04-01 | 2026-03-31 |
| Signal Analyzer | Rohde & Schwarz | FSV40 | SEM008-04 | 2023-03-20 | 2024-03-19 |
| Horn Antenna | Rohde&Schwarz | HF907 | SEM003-07 | 2023-07-23 | 2025-07-22 |
| Microwave system amplifier | Agilent | 83017A | SEM005-25 | 2022-09-21 | 2023-09-20 |
| Measurement Software | AUDIX | e3 V8.2014-6-27 | N/A | N/A | N/A |
| Coaxial Cable | SGS | N/A | SEM026-01 | 2023-07-07 | 2024-07-06 |

| Frequency Stability | | | | | |
|---|------------------------------|---------------|---------------|------------|--------------|
| Equipment | Manufacturer | Model No. | Inventory No. | Cal Date | Cal Due Date |
| DC Power Supply | Chroma | 62012P-80-60 | SEM011-11 | 2022-10-20 | 2023-10-19 |
| MXA Signal Analyzer | KEYSIGHT | N9020A | SEM004-19 | 2023-03-21 | 2024-03-20 |
| Measurement Software | TST PASS | TST PASS V2.0 | N/A | N/A | N/A |
| Coaxial Cable | SGS | N/A | SEM031-01 | 2023-07-07 | 2024-07-06 |
| Attenuator | Huber+Suhner | 6620_SMA-50-1 | SEM021-09 | 2023-03-31 | 2024-03-30 |
| Programmable Temperature & Humidity Chamber | Votsch Industrietechnik GmbH | VT 4002 | SEM002-15 | 2023-03-21 | 2024-03-20 |



Unless otherwise agreed in writing, this document is issued by the Company subject to its General Conditions of Service printed overleaf, available on request or accessible at <https://www.sgs.com/en/Terms-and-Conditions>. Attention is drawn to the limitation of liability, indemnification and jurisdiction issues defined therein. Any holder of this document is advised that information contained hereon reflects the Company's findings at the time of its intervention only and within the limits of Client's instructions, if any. The Company's sole responsibility is to its Client and this document does not exonerate parties to a transaction from exercising all their rights and obligations under the transaction documents. This document cannot be reproduced except in full, without prior written approval of the Company. Any unauthorized alteration, forgery or falsification of the content or appearance of this document is unlawful and offenders may be prosecuted to the fullest extent of the law. Unless otherwise stated the results shown in this test report refer only to the sample(s) tested and such sample(s) are retained for 30 days only.

Attention: To check the authenticity of testing /inspection report & certificate, please contact us at telephone: (86-755) 8307 1443, or email: CN.Doccheck@sgs.com

SGS-CSTC Standards Technical Services Co., Ltd. Shenzhen Branch
 No.1 Workshop, M-10, Middle Section, Science & Technology Park, Nanshan District, Shenzhen, Guangdong, China 518057 t (86-755) 26012053 f (86-755) 26710594 www.sgs.com.cn
 中国·广东·深圳市南山区科技园中区M-10栋1号厂房 邮编: 518057 t (86-755) 26012053 f (86-755) 26710594 sgs.china@sgs.com

SGS-CSTC Standards Technical Services Co., Ltd. Shenzhen Branch

SZEMC-TRF-01 Rev. A/0 Aug01,2022

Report No.: SZCR230700238105

Page: 13 of 320

| Channel Move Time | | | | | |
|-----------------------------|--------------|---|---------------|------------|--------------|
| Equipment | Manufacturer | Model No. | Inventory No. | Cal Date | Cal Due Date |
| Manual Step Attenuator | KEYSIGHT | 8494B | SEM021-05 | 2023-03-31 | 2024-03-30 |
| Manual Step Attenuator | KEYSIGHT | 8496B | SEM021-06 | 2023-03-31 | 2024-03-30 |
| Measurement Software | KEYSIGHT | Signal Studio for DFS Radar Profiles V2.2.0.0 | N/A | N/A | N/A |
| Measurement Software | Agilent | ISMonitor10 | N/A | N/A | N/A |
| MXG Vector Signal Generator | Agilent | N5182A | SEM006-21 | 2023-03-31 | 2024-03-30 |
| MXA Signal Analyzer | KEYSIGHT | N9020A | SEM004-22 | 2023-03-21 | 2024-03-20 |

| Channel Closing Transmission Time | | | | | |
|-----------------------------------|--------------|---|---------------|------------|--------------|
| Equipment | Manufacturer | Model No. | Inventory No. | Cal Date | Cal Due Date |
| Manual Step Attenuator | KEYSIGHT | 8494B | SEM021-05 | 2023-03-31 | 2024-03-30 |
| Manual Step Attenuator | KEYSIGHT | 8496B | SEM021-06 | 2023-03-31 | 2024-03-30 |
| Measurement Software | KEYSIGHT | Signal Studio for DFS Radar Profiles V2.2.0.0 | N/A | N/A | N/A |
| Measurement Software | Agilent | ISMonitor10 | N/A | N/A | N/A |
| MXG Vector Signal Generator | Agilent | N5182A | SEM006-21 | 2023-03-31 | 2024-03-30 |
| MXA Signal Analyzer | KEYSIGHT | N9020A | SEM004-22 | 2023-03-21 | 2024-03-20 |

| General used equipment | | | | | |
|---------------------------------|---|-----------|---------------|------------|--------------|
| Equipment | Manufacturer | Model No. | Inventory No. | Cal Date | Cal Due Date |
| Humidity/ Temperature Indicator | Mingle | N/A | SEM002-08 | 2022-09-04 | 2023-09-03 |
| Humidity/ Temperature Indicator | Anymetre | TH101B | SEM002-09 | 2022-09-04 | 2023-09-03 |
| Barometer | Changchun Meteorological Industry Factory | DYM3 | SEM002-01 | 2023-03-23 | 2024-03-22 |



Unless otherwise agreed in writing, this document is issued by the Company subject to its General Conditions of Service printed overleaf, available on request or accessible at <https://www.sgs.com/en/Terms-and-Conditions>. Attention is drawn to the limitation of liability, indemnification and jurisdiction issues defined therein. Any holder of this document is advised that information contained hereon reflects the Company's findings at the time of its intervention only and within the limits of Client's instructions, if any. The Company's sole responsibility is to its Client and this document does not exonerate parties to a transaction from exercising all their rights and obligations under the transaction documents. This document cannot be reproduced except in full, without prior written approval of the Company. Any unauthorized alteration, forgery or falsification of the content or appearance of this document is unlawful and offenders may be prosecuted to the fullest extent of the law. Unless otherwise stated the results shown in this test report refer only to the sample(s) tested and such sample(s) are retained for 30 days only.

Attention: To check the authenticity of testing /inspection report & certificate, please contact us at telephone: (86-755) 8307 1443, or email: CN.Doccheck@sgs.com

SGS-CSTC Standards Technical Services Co., Ltd. Shenzhen Branch
 No.1 Workshop, M-10, Middle Section, Science & Technology Park, Nanshan District, Shenzhen, Guangdong, China 518057 t (86-755) 26012053 f (86-755) 26710594 www.sgs.com.cn
 中国·广东·深圳市南山区科技园中区M-10栋1号厂房 邮编: 518057 t (86-755) 26012053 f (86-755) 26710594 sgs.china@sgs.com

6 Radio Spectrum Technical Requirement

6.1 Antenna Requirement

6.1.1 Test Requirement:

47 CFR Part 15, Subpart C 15.203

6.1.2 Conclusion

15.203 requirement:

An intentional radiator shall be designed to ensure that no antenna other than that furnished by the responsible party shall be used with the device. The use of a permanently attached antenna or of an antenna that uses a unique coupling to the intentional radiator, the manufacturer may design the unit so that a broken antenna can be replaced by the user, but the use of a standard antenna jack or electrical connector is prohibited.

EUT Antenna:

The antenna is integrated on the main PCB and no consideration of replacement. The best case gain of the antenna is band1/2A:2.85dBi; band2C:2.47dBi; band3:1.84dBi.

Antenna location: Refer to internal photos



6.2 Transmission in the Absence of Data

6.2.1 Test Requirement:

47 CFR Part 15, Subpart E 15.407 (c)

6.2.2 Conclusion

Standard Requirement:

The device shall automatically discontinue transmission in case of either absence of information to transmit or operational failure. These provisions are not intended to preclude the transmission of control or signalling information or the use of repetitive codes used by certain digital technologies to complete frame or burst intervals.

Applicants shall include in their application for equipment authorization a description of how this requirement is met.

EUT Details:

WIFI chip supports automatically discontinue transmission in case of either absence of information to transmit or operational failure, if the chip detects absence of information to transmit or operational failure, it will be automatically shut off.



7 Radio Spectrum Matter Test Results

7.1 Conducted Emissions at AC Power Line (150kHz-30MHz)

Test Requirement 47 CFR Part 15, Subpart C 15.207 & Subpart E 15.407 b(9)

Test Method: ANSI C63.10 (2013) Section 6.2

Limit:

| Frequency of emission(MHz) | Conducted limit(dB μ V) | |
|----------------------------|-----------------------------|-----------|
| | Quasi-peak | Average |
| 0.15-0.5 | 66 to 56* | 56 to 46* |
| 0.5-5 | 56 | 46 |
| 5-30 | 60 | 50 |

*Decreases with the logarithm of the frequency.

7.1.1 E.U.T. Operation

Operating Environment:

Temperature: 23.4 °C

Humidity: 47.3 % RH

Atmospheric Pressure: 995 mbar

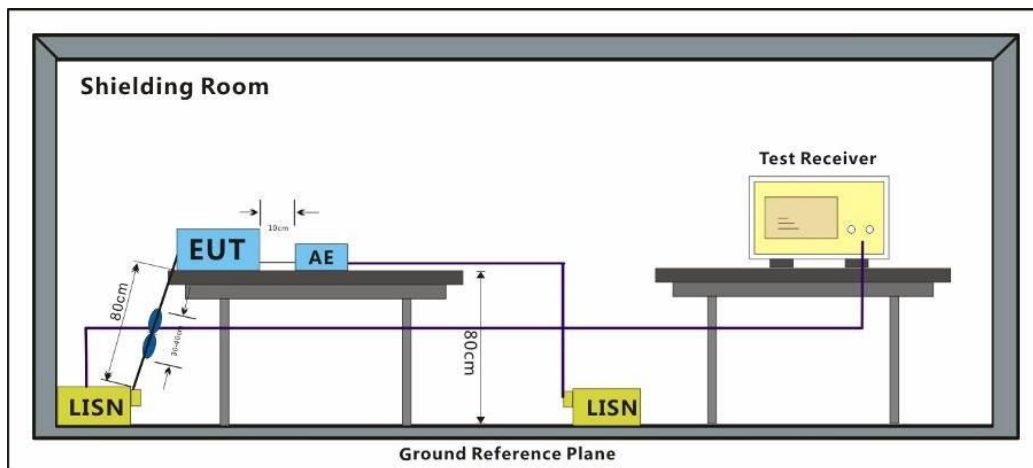
7.1.2 Test Mode Description

| Pre-scan / Final test | Mode Code | Description |
|-----------------------|-----------|---|
| Final test | 05 | TX mode (U-NII-1)_Keep the EUT in continuously transmitting mode with all modulation types. All data rates for each modulation type have been tested and found the data rate @ 6Mbps is the worst case of IEEE 802.11a; data rate @ MCS0 is the worst case of IEEE 802.11n/ac20/40/80, Only the data of worst case is recorded in the report. |
| Pre-scan | 06 | TX mode (U-NII-2A) _Keep the EUT in continuously transmitting mode with all modulation types. All data rates for each modulation type have been tested and found the data rate @ 6Mbps is the worst case of IEEE 802.11a; data rate @ MCS0 is the worst case of IEEE 802.11n/ac20/40/80, Only the data of worst case is recorded in the report. |
| Pre-scan | 07 | TX mode (U-NII-2C) _Keep the EUT in continuously transmitting mode with all modulation types. All data rates for each modulation type have been tested and found the data rate @ 6Mbps is the worst case of IEEE 802.11a; data rate @ MCS0 is the worst case of IEEE 802.11n/ac20/40/80, Only the data of worst case is recorded in the report. |
| Pre-scan | 08 | TX mode (U-NII-3) _Keep the EUT in continuously transmitting mode with all modulation types. All data rates for each modulation type have been tested and found the data rate @ 6Mbps is the worst case of IEEE 802.11a; data rate @ MCS0 is the worst case of IEEE 802.11n/ac20/40/80, Only the data of worst case is recorded in the report. |



| | |
|--|-------------------------|
| | recorded in the report. |
|--|-------------------------|

7.1.3 Test Setup Diagram



7.1.4 Measurement Procedure and Data

- 1) The mains terminal disturbance voltage test was conducted in a shielded room.
- 2) The EUT was connected to AC power source through a LISN 1 (Line Impedance Stabilization Network) which provides a 50ohm/50μH + 5ohm linear impedance. The power cables of all other units of the EUT were connected to a second LISN 2, which was bonded to the ground reference plane in the same way as the LISN 1 for the unit being measured. A multiple socket outlet strip was used to connect multiple power cables to a single LISN provided the rating of the LISN was not exceeded.
- 3) The tabletop EUT was placed upon a non-metallic table 0.8m above the ground reference plane. And for floor-standing arrangement, the EUT was placed on the horizontal ground reference plane,
- 4) The test was performed with a vertical ground reference plane. The rear of the EUT shall be 0.4 m from the vertical ground reference plane. The vertical ground reference plane was bonded to the horizontal ground reference plane. The LISN 1 was placed 0.8 m from the boundary of the unit under test and bonded to a ground reference plane for LISNs mounted on top of the ground reference plane. This distance was between the closest points of the LISN 1 and the EUT. All other units of the EUT and associated equipment was at least 0.8 m from the LISN 2.
- 5) In order to find the maximum emission, the relative positions of equipment and all of the interface cables must be changed according to ANSI C63.10 on conducted measurement.

Remark: Level=Read Level+ Cable Loss+ LISN Factor



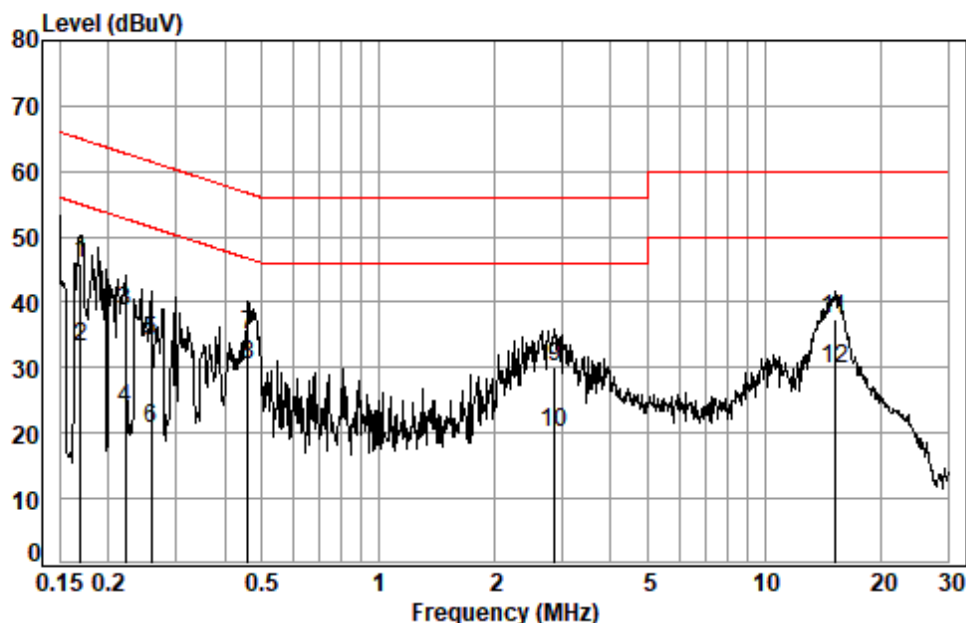
SGS-CSTC Standards Technical Services Co., Ltd. Shenzhen Branch

SZEMC-TRF-01 Rev. A/0 Aug01,2022

Report No.: SZCR230700238105

Page: 18 of 320

Test Mode: 05; Line: Live line



Site : Shielding Room

Condition: Line

Job No. : 02381AT

Test mode: 05

| | Freq | Cable Loss | LISN Factor | Read Level | Level | Limit Line | Over Limit | Remark |
|-----|---------|------------|-------------|------------|-------|------------|------------|---------|
| | MHz | dB | dB | dBuV | dBuV | dBuV | dB | |
| 1 * | 0.1694 | 0.02 | 9.62 | 36.42 | 46.06 | 64.99 | -18.93 | QP |
| 2 | 0.1694 | 0.02 | 9.62 | 23.65 | 33.29 | 54.99 | -21.70 | Average |
| 3 | 0.2220 | 0.03 | 9.62 | 29.09 | 38.74 | 62.74 | -24.00 | QP |
| 4 | 0.2220 | 0.03 | 9.62 | 14.12 | 23.77 | 52.74 | -28.97 | Average |
| 5 | 0.2589 | 0.03 | 9.62 | 24.44 | 34.09 | 61.47 | -27.38 | QP |
| 6 | 0.2589 | 0.03 | 9.62 | 10.91 | 20.56 | 51.47 | -30.91 | Average |
| 7 | 0.4588 | 0.04 | 9.62 | 25.45 | 35.11 | 56.71 | -21.60 | QP |
| 8 * | 0.4588 | 0.04 | 9.62 | 20.83 | 30.49 | 46.71 | -16.22 | Average |
| 9 | 2.8692 | 0.07 | 9.65 | 20.32 | 30.04 | 56.00 | -25.96 | QP |
| 10 | 2.8692 | 0.07 | 9.65 | 10.39 | 20.11 | 46.00 | -25.89 | Average |
| 11 | 15.1457 | 0.23 | 9.84 | 27.25 | 37.32 | 60.00 | -22.68 | QP |
| 12 | 15.1457 | 0.23 | 9.84 | 19.84 | 29.91 | 50.00 | -20.09 | Average |



SGS-CSTC Standards Technical Services Co., Ltd.
Shenzhen Branch Testing & Calibration Laboratory

Unless otherwise agreed in writing, this document is issued by the Company subject to its General Conditions of Service printed overleaf, available on request or accessible at <https://www.sgs.com/en/Terms-and-Conditions>. Attention is drawn to the limitation of liability, indemnification and jurisdiction issues defined therein. Any holder of this document is advised that information contained hereon reflects the Company's findings at the time of its intervention only and within the limits of Client's instructions, if any. The Company's sole responsibility is to its Client and this document does not exonerate parties to a transaction from exercising all their rights and obligations under the transaction documents. This document cannot be reproduced except in full, without prior written approval of the Company. Any unauthorized alteration, forgery or falsification of the content or appearance of this document is unlawful and offenders may be prosecuted to the fullest extent of the law. Unless otherwise stated the results shown in this test report refer only to the sample(s) tested and such sample(s) are retained for 30 days only.

Attention: To check the authenticity of testing / inspection report & certificate, please contact us at telephone: (86-755) 8307 1443, or email: CN.Doccheck@sgs.com

No.1 Workshop, M-10, Middle Section, Science & Technology Park, Nanshan District, Shenzhen, Guangdong, China 518057 t (86-755) 26012053 f (86-755) 26710594 www.sgsgroup.com.cn
中国·广东·深圳市南山区科技园中区M-10栋1号厂房 邮编: 518057 t (86-755) 26012053 f (86-755) 26710594 sgs.china@sgs.com

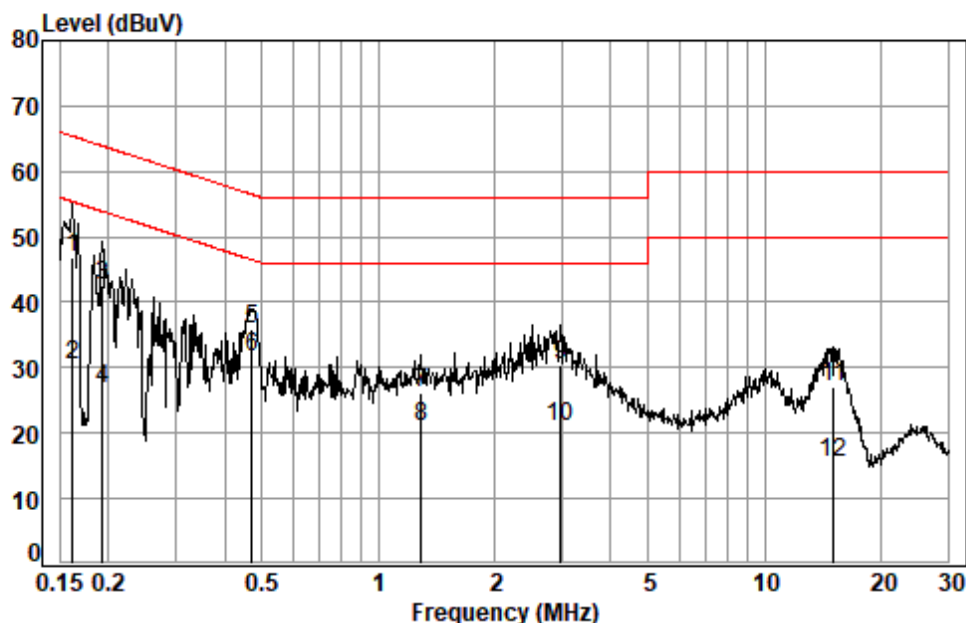
SGS-CSTC Standards Technical Services Co., Ltd. Shenzhen Branch

SZEMC-TRF-01 Rev. A/0 Aug01,2022

Report No.: SZCR230700238105

Page: 19 of 320

Test Mode: 05; Line: Neutral Line



Site : Shielding Room

Condition: Neutral

Job No. : 02381AT

Test mode: 05

| | | Cable | LISN | Read | Limit | Over | |
|-----|---------|-------|--------|-------|-------|-------|----------------|
| | Freq | Loss | Factor | Level | Level | Line | Limit Remark |
| | MHz | dB | dB | dBuV | dBuV | dBuV | dB |
| 1 * | 0.1615 | 0.02 | 9.62 | 37.32 | 46.96 | 65.38 | -18.42 QP |
| 2 | 0.1615 | 0.02 | 9.62 | 20.78 | 30.42 | 55.38 | -24.96 Average |
| 3 | 0.1934 | 0.02 | 9.62 | 32.89 | 42.53 | 63.89 | -21.36 QP |
| 4 | 0.1934 | 0.02 | 9.62 | 17.04 | 26.68 | 53.89 | -27.21 Average |
| 5 | 0.4711 | 0.04 | 9.62 | 26.16 | 35.82 | 56.49 | -20.67 QP |
| 6 * | 0.4711 | 0.04 | 9.62 | 22.10 | 31.76 | 46.49 | -14.73 Average |
| 7 | 1.2892 | 0.06 | 9.63 | 16.60 | 26.29 | 56.00 | -29.71 QP |
| 8 | 1.2892 | 0.06 | 9.63 | 11.44 | 21.13 | 46.00 | -24.87 Average |
| 9 | 2.9619 | 0.07 | 9.65 | 20.65 | 30.37 | 56.00 | -25.63 QP |
| 10 | 2.9619 | 0.07 | 9.65 | 11.28 | 21.00 | 46.00 | -25.00 Average |
| 11 | 15.0656 | 0.23 | 9.93 | 16.94 | 27.10 | 60.00 | -32.90 QP |
| 12 | 15.0656 | 0.23 | 9.93 | 5.41 | 15.57 | 50.00 | -34.43 Average |



SGS-CSTC Standards Technical Services Co., Ltd.
Shenzhen Branch Testing & Calibration Laboratory

Unless otherwise agreed in writing, this document is issued by the Company subject to its General Conditions of Service printed overleaf, available on request or accessible at <https://www.sgs.com/en/Terms-and-Conditions>. Attention is drawn to the limitation of liability, indemnification and jurisdiction issues defined therein. Any holder of this document is advised that information contained hereon reflects the Company's findings at the time of its intervention only and within the limits of Client's instructions, if any. The Company's sole responsibility is to its Client and this document does not exonerate parties to a transaction from exercising all their rights and obligations under the transaction documents. This document cannot be reproduced except in full, without prior written approval of the Company. Any unauthorized alteration, forgery or falsification of the content or appearance of this document is unlawful and offenders may be prosecuted to the fullest extent of the law. Unless otherwise stated the results shown in this test report refer only to the sample(s) tested and such sample(s) are retained for 30 days only.

Attention: To check the authenticity of testing /inspection report & certificate, please contact us at telephone: (86-755) 8307 1443, or email: CN.Doccheck@sgs.com

No.1 Workshop, M-10, Middle Section, Science & Technology Park, Nanshan District, Shenzhen, Guangdong, China 518057 t (86-755) 26012053 f (86-755) 26710594 www.sgsgroup.com.cn
中国·广东·深圳市南山区科技园中区M-10栋1号厂房 邮编: 518057 t (86-755) 26012053 f (86-755) 26710594 sgs.china@sgs.com

SGS-CSTC Standards Technical Services Co., Ltd. Shenzhen Branch

SZEMC-TRF-01 Rev. A/0 Aug01,2022

Report No.: SZCR230700238105

Page: 20 of 320

7.2 Duty Cycle

Test Requirement ANSI C63.10 (2013) Section 12.2
Test Method: ANSI C63.10 (2013) Section 12.2

7.2.1 E.U.T. Operation

Operating Environment:

Temperature: 25.0 °C Humidity: 41.3 % RH Atmospheric Pressure: 995 mbar

7.2.2 Test Mode Description

| Pre-scan / Final test | Mode Code | Description |
|-----------------------|-----------|---|
| Final test | 05 | TX mode (U-NII-1)_Keep the EUT in continuously transmitting mode with all modulation types. All data rates for each modulation type have been tested and found the data rate @ 6Mbps is the worst case of IEEE 802.11a; data rate @ MCS0 is the worst case of IEEE 802.11n/ac20/40/80, Only the data of worst case is recorded in the report. |
| Final test | 06 | TX mode (U-NII-2A) _Keep the EUT in continuously transmitting mode with all modulation types. All data rates for each modulation type have been tested and found the data rate @ 6Mbps is the worst case of IEEE 802.11a; data rate @ MCS0 is the worst case of IEEE 802.11n/ac20/40/80, Only the data of worst case is recorded in the report. |
| Final test | 07 | TX mode (U-NII-2C) _Keep the EUT in continuously transmitting mode with all modulation types. All data rates for each modulation type have been tested and found the data rate @ 6Mbps is the worst case of IEEE 802.11a; data rate @ MCS0 is the worst case of IEEE 802.11n/ac20/40/80, Only the data of worst case is recorded in the report. |
| Final test | 08 | TX mode (U-NII-3) _Keep the EUT in continuously transmitting mode with all modulation types. All data rates for each modulation type have been tested and found the data rate @ 6Mbps is the worst case of IEEE 802.11a; data rate @ MCS0 is the worst case of IEEE 802.11n/ac20/40/80, Only the data of worst case is recorded in the report. |



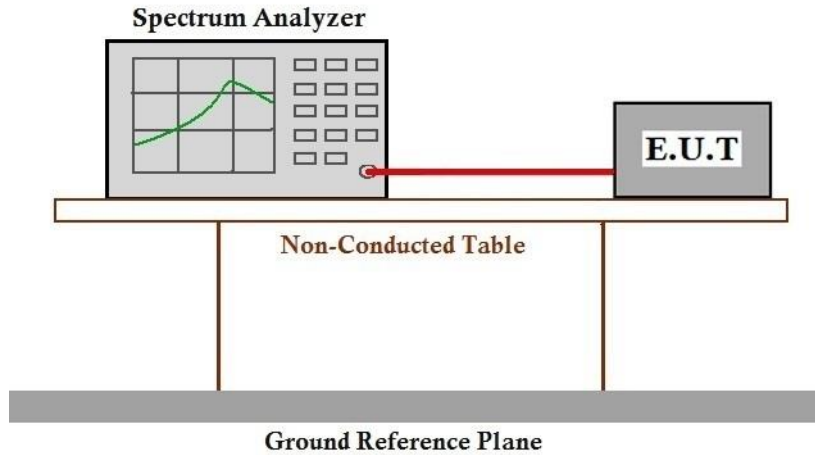
SGS-CSTC Standards Technical Services Co., Ltd.
Shenzhen Branch Inspection & Testing Laboratory

Unless otherwise agreed in writing, this document is issued by the Company subject to its General Conditions of Service printed overleaf, available on request or accessible at <https://www.sgs.com/en/Terms-and-Conditions>. Attention is drawn to the limitation of liability, indemnification and jurisdiction issues defined therein. Any holder of this document is advised that information contained hereon reflects the Company's findings at the time of its intervention only and within the limits of Client's instructions, if any. The Company's sole responsibility is to its Client and this document does not exonerate parties to a transaction from exercising all their rights and obligations under the transaction documents. This document cannot be reproduced except in full, without prior written approval of the Company. Any unauthorized alteration, forgery or falsification of the content or appearance of this document is unlawful and offenders may be prosecuted to the fullest extent of the law. Unless otherwise stated the results shown in this test report refer only to the sample(s) tested and such sample(s) are retained for 30 days only.

Attention: To check the authenticity of testing /inspection report & certificate, please contact us at telephone: (86-755) 8307 1443, or email: CN.Doccheck@sgs.com

No.1 Workshop, M-10, Middle Section, Science & Technology Park, Nanshan District, Shenzhen, Guangdong, China 518057 t (86-755) 26012053 f (86-755) 26710594 www.sgsgroup.com.cn
中国·广东·深圳市南山区科技园中区M-10栋1号厂房 邮编: 518057 t (86-755) 26012053 f (86-755) 26710594 sgs.china@sgs.com

7.2.3 Test Setup Diagram



7.2.4 Measurement Procedure and Data

Please Refer to Appendix for Details

SGS-CSTC Standards Technical Services Co., Ltd. Shenzhen Branch

SZEMC-TRF-01 Rev. A/0 Aug01,2022

Report No.: SZCR230700238105

Page: 22 of 320

7.3 99% Bandwidth

Test Requirement ANSI C63.10 (2013) Section 12.4.2

Test Method: ANSI C63.10 (2013) Section 12.4.2

7.3.1 E.U.T. Operation

Operating Environment:

Temperature: 25.0 °C Humidity: 41.3 % RH Atmospheric Pressure: 995 mbar

7.3.2 Test Mode Description

| Pre-scan / Final test | Mode Code | Description |
|--------------------------|--------------|---|
| Final test | 05 | TX mode (U-NII-1)_Keep the EUT in continuously transmitting mode with all modulation types. All data rates for each modulation type have been tested and found the data rate @ 6Mbps is the worst case of IEEE 802.11a; data rate @ MCS0 is the worst case of IEEE 802.11n/ac20/40/80, Only the data of worst case is recorded in the report. |
| Final test | 06 | TX mode (U-NII-2A) _Keep the EUT in continuously transmitting mode with all modulation types. All data rates for each modulation type have been tested and found the data rate @ 6Mbps is the worst case of IEEE 802.11a; data rate @ MCS0 is the worst case of IEEE 802.11n/ac20/40/80, Only the data of worst case is recorded in the report. |
| Final test | 07 | TX mode (U-NII-2C) _Keep the EUT in continuously transmitting mode with all modulation types. All data rates for each modulation type have been tested and found the data rate @ 6Mbps is the worst case of IEEE 802.11a; data rate @ MCS0 is the worst case of IEEE 802.11n/ac20/40/80, Only the data of worst case is recorded in the report. |
| Final test | 08 | TX mode (U-NII-3) _Keep the EUT in continuously transmitting mode with all modulation types. All data rates for each modulation type have been tested and found the data rate @ 6Mbps is the worst case of IEEE 802.11a; data rate @ MCS0 is the worst case of IEEE 802.11n/ac20/40/80, Only the data of worst case is recorded in the report. |



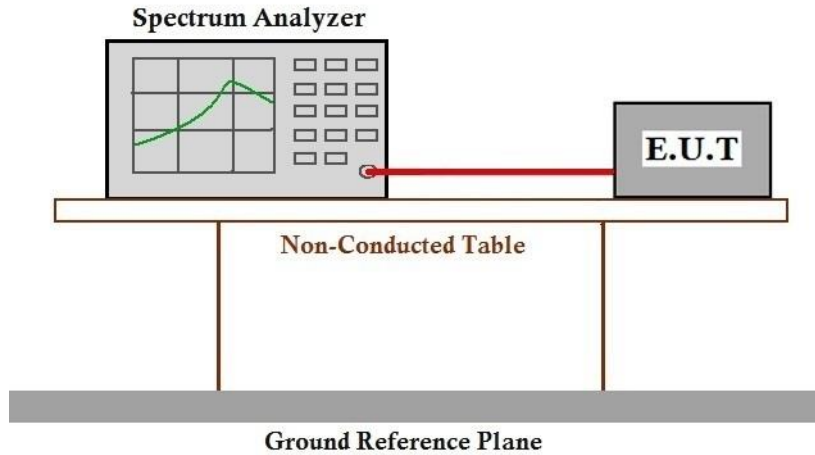
SGS-CSTC Standards Technical Services Co., Ltd.
Shenzhen Branch Inspection & Testing Laboratory

Unless otherwise agreed in writing, this document is issued by the Company subject to its General Conditions of Service printed overleaf, available on request or accessible at <https://www.sgs.com/en/Terms-and-Conditions>. Attention is drawn to the limitation of liability, indemnification and jurisdiction issues defined therein. Any holder of this document is advised that information contained hereon reflects the Company's findings at the time of its intervention only and within the limits of Client's instructions, if any. The Company's sole responsibility is to its Client and this document does not exonerate parties to a transaction from exercising all their rights and obligations under the transaction documents. This document cannot be reproduced except in full, without prior written approval of the Company. Any unauthorized alteration, forgery or falsification of the content or appearance of this document is unlawful and offenders may be prosecuted to the fullest extent of the law. Unless otherwise stated the results shown in this test report refer only to the sample(s) tested and such sample(s) are retained for 30 days only.

Attention: To check the authenticity of testing /inspection report & certificate, please contact us at telephone: (86-755) 8307 1443, or email: CN.Doccheck@sgs.com

No.1 Workshop, M-10, Middle Section, Science & Technology Park, Nanshan District, Shenzhen, Guangdong, China 518057 t (86-755) 26012053 f (86-755) 26710594 www.sgsgroup.com.cn
中国·广东·深圳市南山区科技园中区M-10栋1号厂房 邮编: 518057 t (86-755) 26012053 f (86-755) 26710594 sgs.china@sgs.com

7.3.3 Test Setup Diagram



7.3.4 Measurement Procedure and Data

Please Refer to Appendix for Details

7.4 26dB Emission bandwidth

Test Requirement 47 CFR Part 15, Subpart E 15.407 (a)
Test Method: ANSI C63.10 (2013) Section 12.4.1

7.4.1 E.U.T. Operation

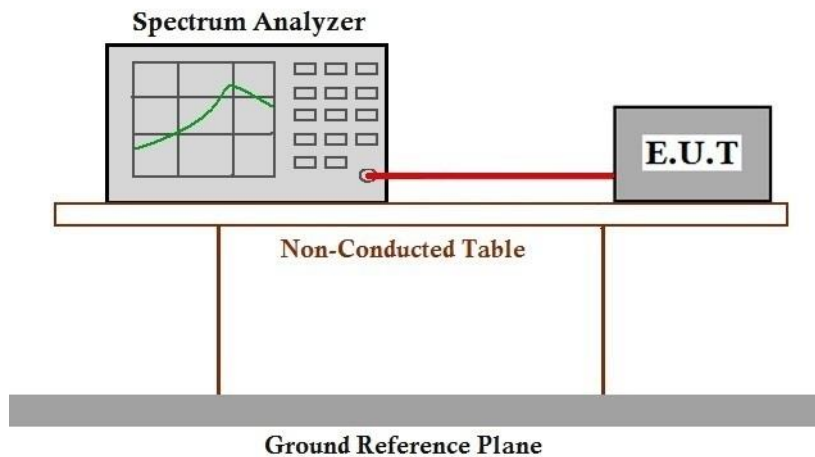
Operating Environment:

Temperature: 25.0 °C Humidity: 41.3 % RH Atmospheric Pressure: 995 mbar

7.4.2 Test Mode Description

| Pre-scan / Final test | Mode Code | Description |
|-----------------------|-----------|---|
| Final test | 05 | TX mode (U-NII-1)_Keep the EUT in continuously transmitting mode with all modulation types. All data rates for each modulation type have been tested and found the data rate @ 6Mbps is the worst case of IEEE 802.11a; data rate @ MCS0 is the worst case of IEEE 802.11n/ac20/40/80, Only the data of worst case is recorded in the report. |
| Final test | 06 | TX mode (U-NII-2A) _Keep the EUT in continuously transmitting mode with all modulation types. All data rates for each modulation type have been tested and found the data rate @ 6Mbps is the worst case of IEEE 802.11a; data rate @ MCS0 is the worst case of IEEE 802.11n/ac20/40/80, Only the data of worst case is recorded in the report. |
| Final test | 07 | TX mode (U-NII-2C) _Keep the EUT in continuously transmitting mode with all modulation types. All data rates for each modulation type have been tested and found the data rate @ 6Mbps is the worst case of IEEE 802.11a; data rate @ MCS0 is the worst case of IEEE 802.11n/ac20/40/80, Only the data of worst case is recorded in the report. |

7.4.3 Test Setup Diagram





SGS-CSTC Standards Technical Services Co., Ltd. Shenzhen Branch

SZEMC-TRF-01 Rev. A/0 Aug01,2022

Report No.: SZCR230700238105

Page: 25 of 320

7.4.4 Measurement Procedure and Data

Please Refer to Appendix for Details



Unless otherwise agreed in writing, this document is issued by the Company subject to its General Conditions of Service printed overleaf, available on request or accessible at <https://www.sgs.com/en/Terms-and-Conditions>. Attention is drawn to the limitation of liability, indemnification and jurisdiction issues defined therein. Any holder of this document is advised that information contained hereon reflects the Company's findings at the time of its intervention only and within the limits of Client's instructions, if any. The Company's sole responsibility is to its Client and this document does not exonerate parties to a transaction from exercising all their rights and obligations under the transaction documents. This document cannot be reproduced except in full, without prior written approval of the Company. Any unauthorized alteration, forgery or falsification of the content or appearance of this document is unlawful and offenders may be prosecuted to the fullest extent of the law. Unless otherwise stated the results shown in this test report refer only to the sample(s) tested and such sample(s) are retained for 30 days only.

Attention: To check the authenticity of testing /inspection report & certificate, please contact us at telephone: (86-755) 8307 1443, or email: CN.Doccheck@sgs.com

SGS-CSTC Standards Technical Services Co., Ltd.
Shenzhen Branch Inspection & Testing Laboratory

No.1 Workshop, M-10, Middle Section, Science & Technology Park, Nanshan District, Shenzhen, Guangdong, China 518057 t (86-755) 26012053 f (86-755) 26710594 www.sgsgroup.com.cn
中国·广东·深圳市南山区科技园中区M-10栋1号厂房 邮编: 518057 t (86-755) 26012053 f (86-755) 26710594 sgs.china@sgs.com

7.5 Minimum 6 dB bandwidth (5.725-5.85 GHz band)

Test Requirement 47 CFR Part 15, Subpart E 15.407 (e)

Test Method: ANSI C63.10 (2013) Section 6.9.2

Limit:

| Frequency band(MHz) | Limit |
|---------------------|----------|
| 5725-5850 | ≥500 kHz |

7.5.1 E.U.T. Operation

Operating Environment:

Temperature: 25.0 °C

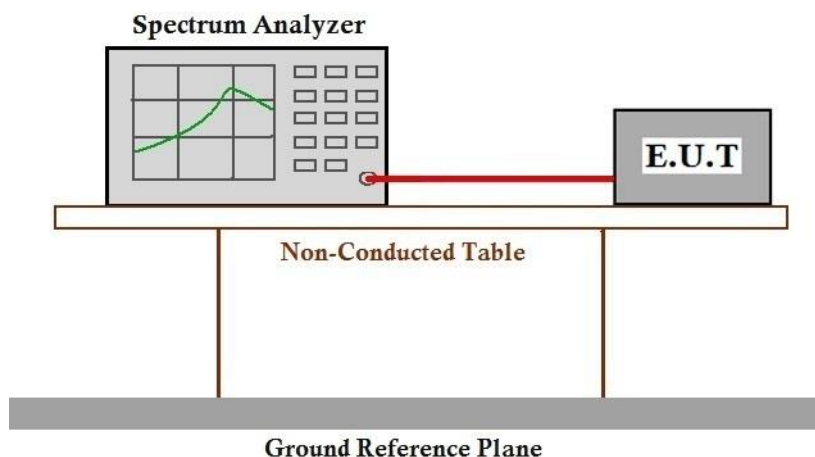
Humidity: 41.3 % RH

Atmospheric Pressure: 995 mbar

7.5.2 Test Mode Description

| Pre-scan / Final test | Mode Code | Description |
|-----------------------|-----------|--|
| Final test | 08 | TX mode (U-NII-3) _Keep the EUT in continuously transmitting mode with all modulation types. All data rates for each modulation type have been tested and found the data rate @ 6Mbps is the worst case of IEEE 802.11a; data rate @ MCS0 is the worst case of IEEE 802.11n/ac20/40/80, Only the data of worst case is recorded in the report. |

7.5.3 Test Setup Diagram



7.5.4 Measurement Procedure and Data

Please Refer to Appendix for Details

7.6 Maximum Conducted output power

Test Requirement 47 CFR Part 15, Subpart E 15.407 (a)

Test Method: ANSI C63.10 (2013) Section 12.3

Limit:

| Frequency band(MHz) | Limit |
|---------------------|---|
| 5150-5250 | ≤1W(30dBm) for master device |
| | ≤250mW(24dBm) for client device |
| 5250-5350 | ≤250mW(24dBm) or 11dBm+10logB* |
| 5470-5725 | ≤250mW(24dBm) or 11dBm+10logB* |
| 5725-5850 | ≤1W(30dBm) |
| Remark: | <p>* Where B is the 26dB emission bandwidth in MHz.</p> <p>The maximum conducted output power must be measured over any interval of continuous transmission using instrumentation calibrated in terms of an rms-equivalent voltage.</p> |

7.6.1 E.U.T. Operation

Operating Environment:

Temperature: 25.0 °C Humidity: 41.3 % RH Atmospheric Pressure: 995 mbar

7.6.2 Test Mode Description

| Pre-scan / Final test | Mode Code | Description |
|-----------------------|-----------|---|
| Final test | 05 | TX mode (U-NII-1)_Keep the EUT in continuously transmitting mode with all modulation types. All data rates for each modulation type have been tested and found the data rate @ 6Mbps is the worst case of IEEE 802.11a; data rate @ MCS0 is the worst case of IEEE 802.11n/ac20/40/80, Only the data of worst case is recorded in the report. |
| Final test | 06 | TX mode (U-NII-2A) _Keep the EUT in continuously transmitting mode with all modulation types. All data rates for each modulation type have been tested and found the data rate @ 6Mbps is the worst case of IEEE 802.11a; data rate @ MCS0 is the worst case of IEEE 802.11n/ac20/40/80, Only the data of worst case is recorded in the report. |
| Final test | 07 | TX mode (U-NII-2C) _Keep the EUT in continuously transmitting mode with all modulation types. All data rates for each modulation type have been tested and found the data rate @ 6Mbps is the worst case of IEEE 802.11a; data rate @ MCS0 is the worst case of IEEE 802.11n/ac20/40/80, Only the data of worst case is recorded in the report. |
| Final test | 08 | TX mode (U-NII-3) _Keep the EUT in continuously transmitting mode with all modulation types. All data rates for each modulation type have been tested and |



Unless otherwise agreed in writing, this document is issued by the Company subject to its General Conditions of Service printed overleaf, available on request or accessible at <https://www.sgs.com/en/Terms-and-Conditions>. Attention is drawn to the limitation of liability, indemnification and jurisdiction issues defined therein. Any holder of this document is advised that information contained hereon reflects the Company's findings at the time of its intervention only and within the limits of Client's instructions, if any. The Company's sole responsibility is to its Client and this document does not exonerate parties to a transaction from exercising all their rights and obligations under the transaction documents. This document cannot be reproduced except in full, without prior written approval of the Company. Any unauthorized alteration, forgery or falsification of the content or appearance of this document is unlawful and offenders may be prosecuted to the fullest extent of the law. Unless otherwise stated the results shown in this test report refer only to the sample(s) tested and such sample(s) are retained for 30 days only.

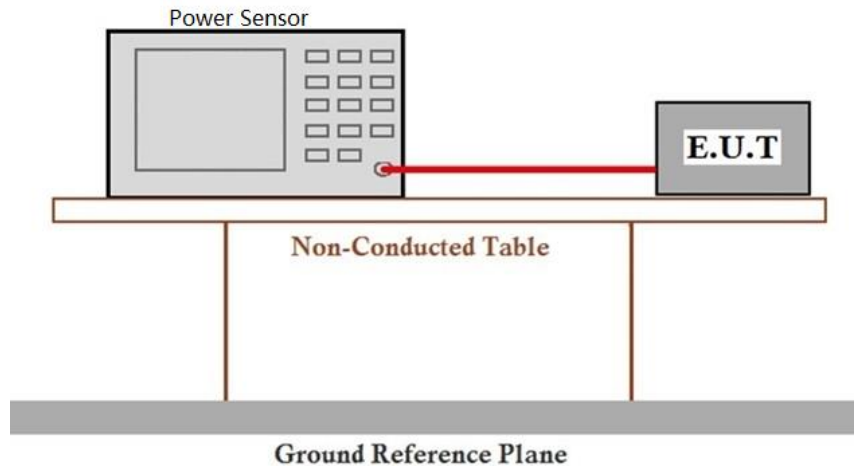
Attention: To check the authenticity of testing /inspection report & certificate, please contact us at telephone: (86-755) 8307 1443, or email: CN.Doccheck@sgs.com

SGS-CSTC Standards Technical Services Co., Ltd.
Shenzhen Branch Testing & Calibration Laboratory

No.1 Workshop, M-10, Middle Section, Science & Technology Park, Nanshan District, Shenzhen, Guangdong, China 518057 t (86-755) 26012053 f (86-755) 26710594 www.sgsgroup.com.cn
中国·广东·深圳市南山区科技园中区M-10栋1号厂房 邮编: 518057 t (86-755) 26012053 f (86-755) 26710594 sgs.china@sgs.com

| | | |
|--|--|--|
| | | found the data rate @ 6Mbps is the worst case of IEEE 802.11a; data rate @ MCS0 is the worst case of IEEE 802.11n/ac20/40/80, Only the data of worst case is recorded in the report. |
|--|--|--|

7.6.3 Test Setup Diagram



7.6.4 Measurement Procedure and Data

Please Refer to Appendix for Details

SGS-CSTC Standards Technical Services Co., Ltd. Shenzhen Branch

SZEMC-TRF-01 Rev. A/0 Aug01,2022

Report No.: SZCR230700238105

Page: 29 of 320

7.7 Peak Power spectrum density

Test Requirement 47 CFR Part 15, Subpart E 15.407 (a)

Test Method: ANSI C63.10 (2013) Section 12.5

Limit:

| Frequency band(MHz) | Limit |
|---------------------|--|
| 5150-5250 | ≤17dBm in 1MHz for master device |
| | ≤11dBm in 1MHz for client device |
| 5250-5350 | ≤11dBm in 1MHz for client device |
| 5470-5725 | ≤11dBm in 1MHz for client device |
| 5725-5850 | ≤30dBm in 500 kHz |
| Remark: | The maximum power spectral density is measured as a conducted emission by direct connection of a calibrated test instrument to the equipment under test. |

7.7.1 E.U.T. Operation

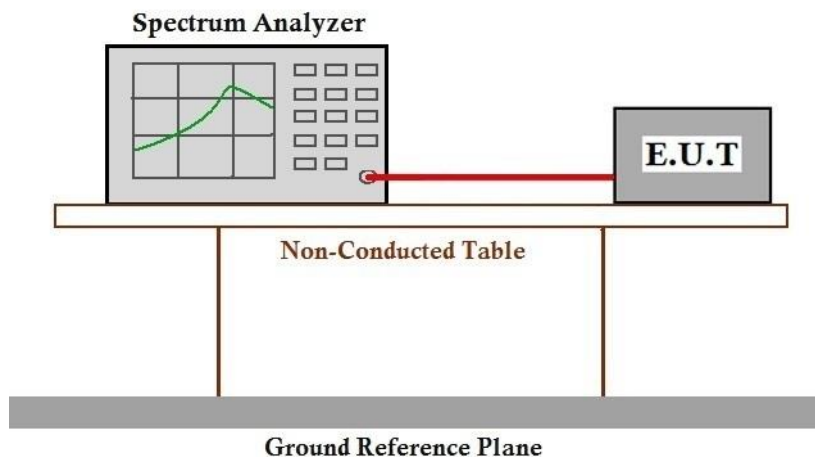
Operating Environment:

Temperature: 25.0 °C Humidity: 41.3 % RH Atmospheric Pressure: 995 mbar

7.7.2 Test Mode Description

| Pre-scan / Final test | Mode Code | Description |
|-----------------------|-----------|---|
| Final test | 05 | TX mode (U-NII-1) _Keep the EUT in continuously transmitting mode with all modulation types. All data rates for each modulation type have been tested and found the data rate @ 6Mbps is the worst case of IEEE 802.11a; data rate @ MCS0 is the worst case of IEEE 802.11n/ac20/40/80, Only the data of worst case is recorded in the report. |
| Final test | 06 | TX mode (U-NII-2A) _Keep the EUT in continuously transmitting mode with all modulation types. All data rates for each modulation type have been tested and found the data rate @ 6Mbps is the worst case of IEEE 802.11a; data rate @ MCS0 is the worst case of IEEE 802.11n/ac20/40/80, Only the data of worst case is recorded in the report. |
| Final test | 07 | TX mode (U-NII-2C) _Keep the EUT in continuously transmitting mode with all modulation types. All data rates for each modulation type have been tested and found the data rate @ 6Mbps is the worst case of IEEE 802.11a; data rate @ MCS0 is the worst case of IEEE 802.11n/ac20/40/80, Only the data of worst case is recorded in the report. |
| Final test | 08 | TX mode (U-NII-3) _Keep the EUT in continuously transmitting mode with all modulation types. All data rates for each modulation type have been tested and found the data rate @ 6Mbps is the worst case of IEEE 802.11a; data rate @ MCS0 is the worst case of IEEE 802.11n/ac20/40/80, Only the data of worst case is recorded in the report. |

7.7.3 Test Setup Diagram



7.7.4 Measurement Procedure and Data

Please Refer to Appendix for Details

7.8 Radiated Emissions (Below 1GHz)

Test Requirement 47 CFR Part 15, Subpart C 15.209 & Subpart E 15.407(b)

Test Method: ANSI C63.10 (2013) Section 6.4,6.5

Measurement Distance: 3m

Limit:

| Frequency(MHz) | Field strength(microvolts/meter) | Measurement distance(meters) |
|----------------|----------------------------------|------------------------------|
| 0.009-0.490 | 2400/F(kHz) | 300 |
| 0.490-1.705 | 24000/F(kHz) | 30 |
| 1.705-30.0 | 30 | 30 |
| 30-88 | 100 | 3 |
| 88-216 | 150 | 3 |
| 216-960 | 200 | 3 |
| 960-1000 | 500 | 3 |

7.8.1 E.U.T. Operation

Operating Environment:

Temperature: 23.7 °C

Humidity: 48.6 % RH

Atmospheric Pressure: 995 mbar

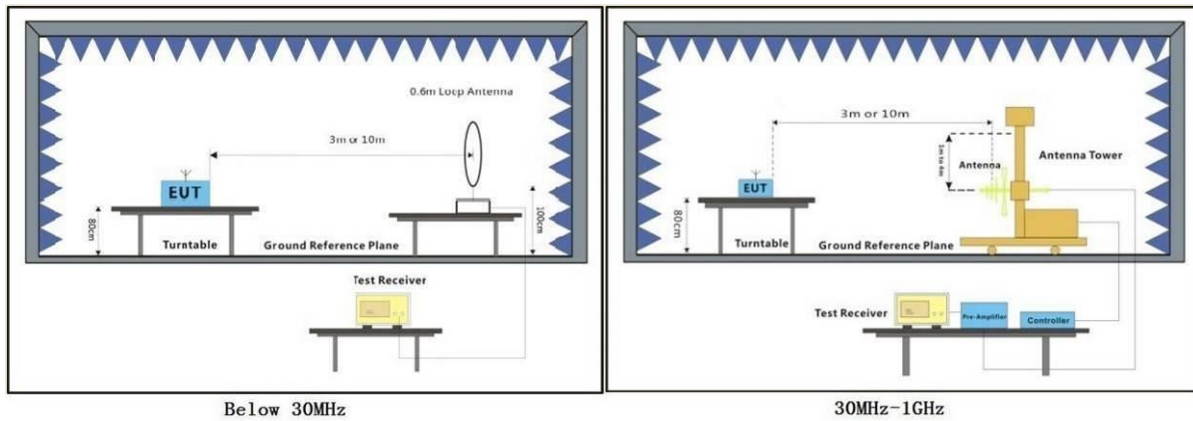
7.8.2 Test Mode Description

| Pre-scan / Final test | Mode Code | Description |
|-----------------------|-----------|---|
| Final test | 05 | TX mode (U-NII-1)_Keep the EUT in continuously transmitting mode with all modulation types. All data rates for each modulation type have been tested and found the data rate @ 6Mbps is the worst case of IEEE 802.11a; data rate @ MCS0 is the worst case of IEEE 802.11n/ac20/40/80, Only the data of worst case is recorded in the report. |
| Pre-scan | 06 | TX mode (U-NII-2A) _Keep the EUT in continuously transmitting mode with all modulation types. All data rates for each modulation type have been tested and found the data rate @ 6Mbps is the worst case of IEEE 802.11a; data rate @ MCS0 is the worst case of IEEE 802.11n/ac20/40/80, Only the data of worst case is recorded in the report. |
| Pre-scan | 07 | TX mode (U-NII-2C) _Keep the EUT in continuously transmitting mode with all modulation types. All data rates for each modulation type have been tested and found the data rate @ 6Mbps is the worst case of IEEE 802.11a; data rate @ MCS0 is the worst case of IEEE 802.11n/ac20/40/80, Only the data of worst case is recorded in the report. |



| | | |
|----------|----|--|
| Pre-scan | 08 | TX mode (U-NII-3) _Keep the EUT in continuously transmitting mode with all modulation types. All data rates for each modulation type have been tested and found the data rate @ 6Mbps is the worst case of IEEE 802.11a; data rate @ MCS0 is the worst case of IEEE 802.11n/ac20/40/80, Only the data of worst case is recorded in the report. |
|----------|----|--|

7.8.3 Test Setup Diagram



7.8.4 Measurement Procedure and Data

- a. For below 1GHz, the EUT was placed on the top of a rotating table 0.8 meters above the ground at a 3 meter semi-anechoic chamber. The table was rotated 360 degrees to determine the position of the highest radiation.
- b. The EUT was set 3 or 10 meters away from the interference-receiving antenna, which was mounted on the top of a variable-height antenna tower.
- c. The antenna height is varied from one meter to four meters above the ground to determine the maximum value of the field strength. Both horizontal and vertical polarizations of the antenna are set to make the measurement.
- d. For each suspected emission, the EUT was arranged to its worst case and then the antenna was tuned to heights from 1 meter to 4 meters (for the test frequency of below 30MHz, the antenna was tuned to heights 1 meter) and the rotatable table was turned from 0 degrees to 360 degrees to find the maximum reading.
- e. The test-receiver system was set to Peak Detect Function and Specified Bandwidth with Maximum Hold Mode.
- f. If the emission level of the EUT in peak mode was 10dB lower than the limit specified, then testing could be stopped and the peak values of the EUT would be reported. Otherwise the emissions that did not have 10dB margin would be re-tested one by one using quasi-peak method as specified and then reported in a data sheet.
- g. Test the EUT in the lowest channel, the middle channel, the Highest channel.
- h. The radiation measurements are performed in X, Y, Z axis positioning for Transmitting mode, and found the X axis positioning which it is the worst case.
- i. Repeat above procedures until all frequencies measured was complete.

Remark:

1. Level= Read Level+ Cable Loss+ Antenna Factor- Preamp Factor
2. For emission below 1GHz, through the pre-scan found the worst case is the lowest channel of 802.11a. Only the worst case is recorded in the report.
3. Scan from 9kHz to 30MHz, the disturbance below 30MHz was very low. The points marked on above plots are the highest emissions could be found when testing, so only above points had been displayed. The amplitude of spurious emissions from the radiator which are attenuated more than 20dB below the limit need not be reported.



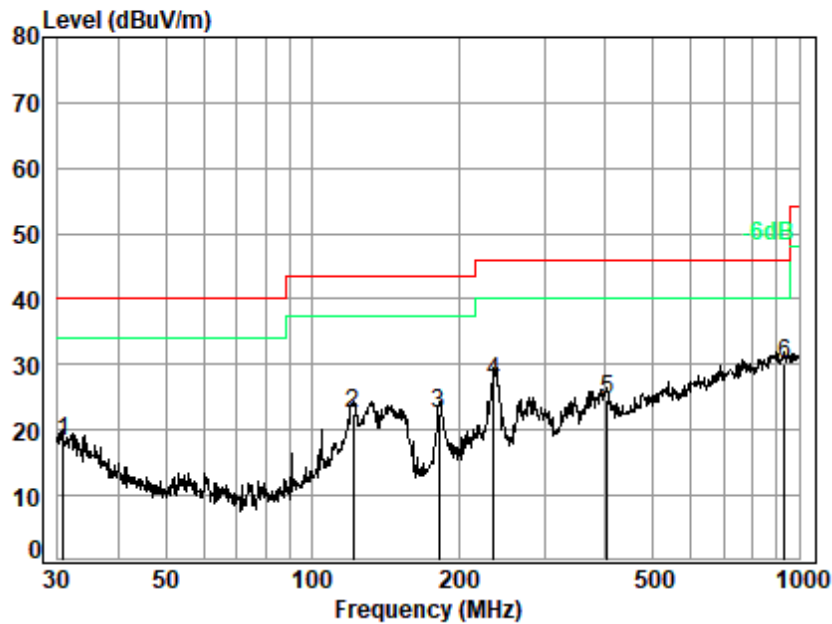
SGS-CSTC Standards Technical Services Co., Ltd. Shenzhen Branch

SZEMC-TRF-01 Rev. A/0 Aug01,2022

Report No.: SZCR230700238105

Page: 34 of 320

Test Mode: 05; Polarity: Horizontal



Site : chamber
Condition: 3m HORIZONTAL
Job No. : 02381AT
Test Mode: 05

| | Ant | Cable | Preamp | Read | | Limit | Over | |
|-----|--------|--------|--------|--------|-------|--------|--------|--------------|
| | Freq | Factor | Loss | Factor | Level | Level | Line | Limit Remark |
| | MHz | dB/m | dB | dB | dBuV | dBuV/m | dBuV/m | dB |
| 1 | 30.75 | 21.00 | 0.65 | 27.80 | 24.33 | 18.18 | 40.00 | -21.82 QP |
| 2 | 121.55 | 11.73 | 1.31 | 27.53 | 36.92 | 22.43 | 43.50 | -21.07 QP |
| 3 | 181.92 | 14.66 | 1.63 | 27.32 | 33.43 | 22.40 | 43.50 | -21.10 QP |
| 4 | 235.82 | 17.62 | 1.89 | 27.12 | 35.10 | 27.49 | 46.00 | -18.51 QP |
| 5 | 403.25 | 21.49 | 2.56 | 27.35 | 27.82 | 24.52 | 46.00 | -21.48 QP |
| 6 q | 935.55 | 28.55 | 4.18 | 26.96 | 24.28 | 30.05 | 46.00 | -15.95 QP |



Unless otherwise agreed in writing, this document is issued by the Company subject to its General Conditions of Service printed overleaf, available on request or accessible at <https://www.sgs.com/en/Terms-and-Conditions>. Attention is drawn to the limitation of liability, indemnification and jurisdiction issues defined therein. Any holder of this document is advised that information contained hereon reflects the Company's findings at the time of its intervention only and within the limits of Client's instructions, if any. The Company's sole responsibility is to its Client and this document does not exonerate parties to a transaction from exercising all their rights and obligations under the transaction documents. This document cannot be reproduced except in full, without prior written approval of the Company. Any unauthorized alteration, forgery or falsification of the content or appearance of this document is unlawful and offenders may be prosecuted to the fullest extent of the law. Unless otherwise stated the results shown in this test report refer only to the sample(s) tested and such sample(s) are retained for 30 days only.

Attention: To check the authenticity of testing /inspection report & certificate, please contact us at telephone: (86-755) 8307 1443, or email: CN.Doccheck@sgs.com

SGS-CSTC Standards Technical Services Co., Ltd.
Shenzhen Branch Inspection & Testing Laboratory

No.1 Workshop, M-10, Middle Section, Science & Technology Park, Nanshan District, Shenzhen, Guangdong, China 518057 t (86-755) 26012053 f (86-755) 26710594 www.sgs.com.cn
中国·广东·深圳市南山区科技园中区M-10栋1号厂房 邮编: 518057 t (86-755) 26012053 f (86-755) 26710594 sgs.china@sgs.com

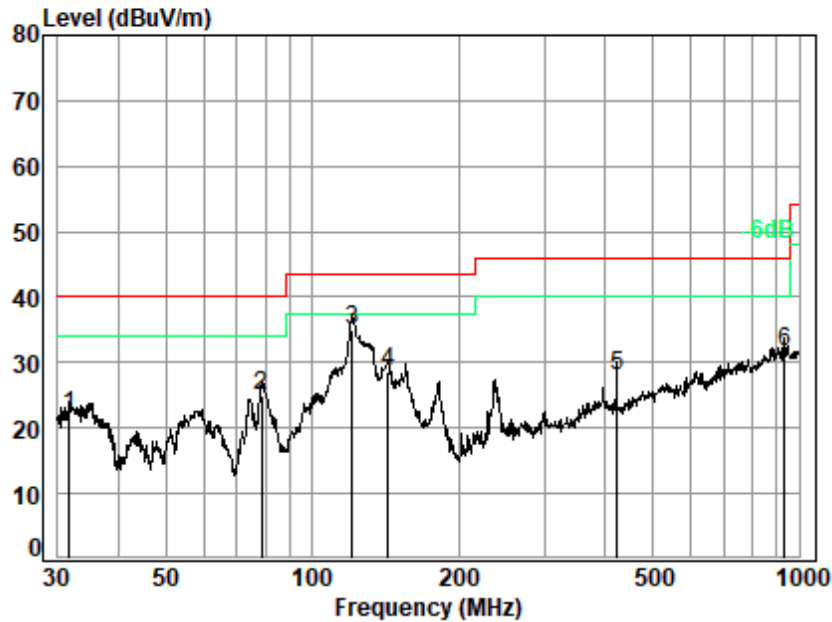
SGS-CSTC Standards Technical Services Co., Ltd. Shenzhen Branch

SZEMC-TRF-01 Rev. A/0 Aug01,2022

Report No.: SZCR230700238105

Page: 35 of 320

Test Mode: 05; Polarity: Vertical



Site : chamber
Condition: 3m VERTICAL
Job No. : 02381AT
Test Mode: 05

| | Ant Freq | Cable Factor | Preamp Loss | Read Factor | Level | Limit | Over | Remark |
|-----|-------------|-----------------|----------------|----------------|-------|--------|--------|-----------|
| | MHz | dB/m | dB | dB | dBuV | dBuV/m | dBuV/m | dB |
| 1 | 31.73 | 20.38 | 0.66 | 27.80 | 28.78 | 22.02 | 40.00 | -17.98 QP |
| 2 | 78.69 | 10.57 | 1.05 | 27.67 | 41.05 | 25.00 | 40.00 | -15.00 QP |
| 3 q | 120.70 | 11.76 | 1.30 | 27.54 | 49.56 | 35.08 | 43.50 | -8.42 QP |
| 4 | 143.33 | 12.19 | 1.42 | 27.45 | 42.31 | 28.47 | 43.50 | -15.03 QP |
| 5 | 422.06 | 21.25 | 2.62 | 27.44 | 31.70 | 28.13 | 46.00 | -17.87 QP |
| 6 | 935.55 | 28.55 | 4.18 | 26.96 | 25.92 | 31.69 | 46.00 | -14.31 QP |



Unless otherwise agreed in writing, this document is issued by the Company subject to its General Conditions of Service printed overleaf, available on request or accessible at <https://www.sgs.com/en/Terms-and-Conditions>. Attention is drawn to the limitation of liability, indemnification and jurisdiction issues defined therein. Any holder of this document is advised that information contained hereon reflects the Company's findings at the time of its intervention only and within the limits of Client's instructions, if any. The Company's sole responsibility is to its Client and this document does not exonerate parties to a transaction from exercising all their rights and obligations under the transaction documents. This document cannot be reproduced except in full, without prior written approval of the Company. Any unauthorized alteration, forgery or falsification of the content or appearance of this document is unlawful and offenders may be prosecuted to the fullest extent of the law. Unless otherwise stated the results shown in this test report refer only to the sample(s) tested and such sample(s) are retained for 30 days only.

Attention: To check the authenticity of testing /inspection report & certificate, please contact us at telephone: (86-755) 8307 1443, or email: CN.Doccheck@sgs.com

SGS-CSTC Standards Technical Services Co., Ltd.
Shenzhen Branch Inspection & Testing Services Laboratory

No.1 Workshop, M-10, Middle Section, Science & Technology Park, Nanshan District, Shenzhen, Guangdong, China 518057 t (86-755) 26012053 f (86-755) 26710594 www.sgs.com.cn
中国·广东·深圳市南山区科技园中区M-10栋1号厂房 邮编: 518057 t (86-755) 26012053 f (86-755) 26710594 sgs.china@sgs.com

7.9 Radiated Emissions (Above 1GHz)

Test Requirement 47 CFR Part 15, Subpart C 15.209 & Subpart E 15.407(b)

Test Method: ANSI C63.10 (2013) Section 6.6

Measurement Distance: 3m

Limit:

| Frequency(MHz) | Field strength(microvolts/meter) | Measurement distance(meters) |
|---|----------------------------------|------------------------------|
| Above 1GHz | 500 | 3 |
| <p>*(1) For transmitters operating in the 5.15-5.25 GHz band: All emissions outside of the 5.15-5.35 GHz band shall not exceed an e.i.r.p. of -27 dBm/MHz.</p> <p>(2) For transmitters operating in the 5.25-5.35 GHz band: All emissions outside of the 5.15-5.35 GHz band shall not exceed an e.i.r.p. of -27 dBm/MHz.</p> <p>(3) For transmitters operating in the 5.47-5.725 GHz band: All emissions outside of the 5.47-5.725 GHz band shall not exceed an e.i.r.p. of -27 dBm/MHz.</p> <p>(4) For transmitters operating in the 5.725-5.85 GHz band:</p> <p>(i) All emissions shall be limited to a level of -27 dBm/MHz at 75 MHz or more above or below the band edge increasing linearly to 10 dBm/MHz at 25 MHz above or below the band edge, and from 25 MHz above or below the band edge increasing linearly to a level of 15.6 dBm/MHz at 5 MHz above or below the band edge, and from 5 MHz above or below the band edge increasing linearly to a level of 27 dBm/MHz at the band edge.</p> <p>Remark: The emission limits shown in the above table are based on measurements employing a CISPR quasi-peak detector except for the frequency bands 9-90kHz, 110-490kHz and above 1000 MHz. Radiated emission limits in these three bands are based on measurements employing an average detector, the peak field strength of any emission shall not exceed the maximum permitted average limits specified above by more than 20 dB under any condition of modulation.</p> | | |

7.9.1 E.U.T. Operation

Operating Environment:

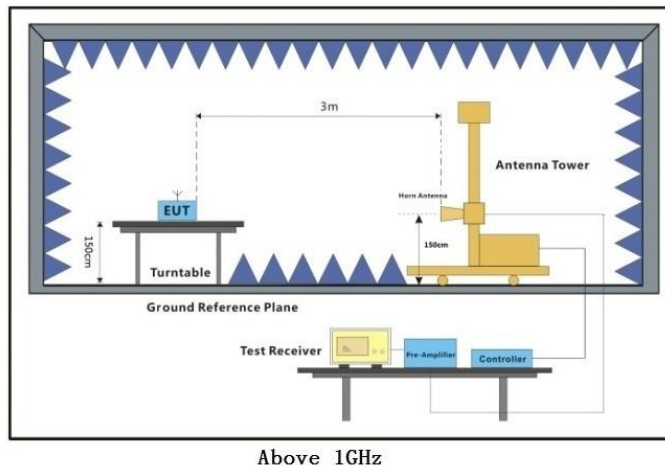
Temperature: 22.7 °C Humidity: 50.8 % RH Atmospheric Pressure: 995 mbar



7.9.2 Test Mode Description

| Pre-scan / Final test | Mode Code | Description |
|-----------------------|-----------|---|
| Final test | 05 | TX mode (U-NII-1)_Keep the EUT in continuously transmitting mode with all modulation types. All data rates for each modulation type have been tested and found the data rate @ 6Mbps is the worst case of IEEE 802.11a; data rate @ MCS0 is the worst case of IEEE 802.11n/ac20/40/80, Only the data of worst case is recorded in the report. |
| Final test | 06 | TX mode (U-NII-2A) _Keep the EUT in continuously transmitting mode with all modulation types. All data rates for each modulation type have been tested and found the data rate @ 6Mbps is the worst case of IEEE 802.11a; data rate @ MCS0 is the worst case of IEEE 802.11n/ac20/40/80, Only the data of worst case is recorded in the report. |
| Final test | 07 | TX mode (U-NII-2C) _Keep the EUT in continuously transmitting mode with all modulation types. All data rates for each modulation type have been tested and found the data rate @ 6Mbps is the worst case of IEEE 802.11a; data rate @ MCS0 is the worst case of IEEE 802.11n/ac20/40/80, Only the data of worst case is recorded in the report. |
| Final test | 08 | TX mode (U-NII-3) _Keep the EUT in continuously transmitting mode with all modulation types. All data rates for each modulation type have been tested and found the data rate @ 6Mbps is the worst case of IEEE 802.11a; data rate @ MCS0 is the worst case of IEEE 802.11n/ac20/40/80, Only the data of worst case is recorded in the report. |

7.9.3 Test Setup Diagram



7.9.4 Measurement Procedure and Data

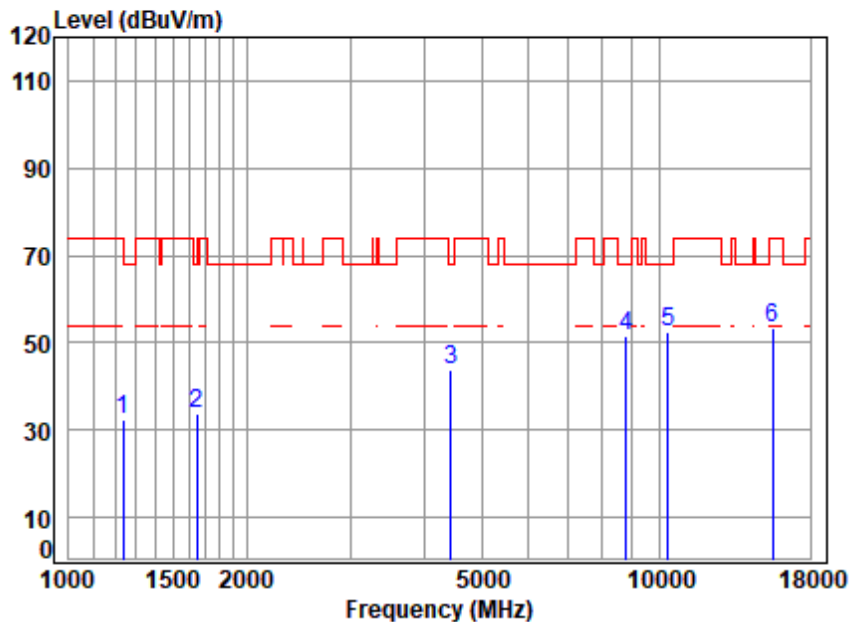
- a. For above 1GHz, the EUT was placed on the top of a rotating table 1.5 meters above the ground at a 3 meter fully-anechoic chamber. The table was rotated 360 degrees to determine the position of the highest radiation.
- b. The EUT was set 3 meters away from the interference-receiving antenna, which was mounted on the top of a variable-height antenna tower.
- c. The antenna height is varied from one meter to four meters above the ground to determine the maximum value of the field strength. Both horizontal and vertical polarizations of the antenna are set to make the measurement.
- d. For each suspected emission, the EUT was arranged to its worst case and then the antenna was tuned to heights from 1 meter to 4 meters (for the test frequency of below 30MHz, the antenna was tuned to heights 1 meter) and the rotatable table was turned from 0 degrees to 360 degrees to find the maximum reading.
- e. The test-receiver system was set to Peak Detect Function and Specified Bandwidth with Maximum Hold Mode.
- f. If the emission level of the EUT in peak mode was 10dB lower than the limit specified, then testing could be stopped and the peak values of the EUT would be reported. Otherwise the emissions that did not have 10dB margin would be re-tested one by one using peak or average method as specified and then reported in a data sheet.
- g. Test the EUT in the lowest channel, the middle channel, the Highest channel.
- h. The radiation measurements are performed in X, Y, Z axis positioning for Transmitting mode, and found the X axis positioning which it is the worst case.
- i. Repeat above procedures until all frequencies measured was complete.

Remark:

1. Level= Read Level+ Cable Loss+ Antenna Factor- Preamp Factor
2. Scan from 18GHz to 40GHz, the disturbance above 18GHz was very low. The points marked on above plots are the highest emissions could be found when testing, so only above points had been displayed. The amplitude of spurious emissions from the radiator which are attenuated more than 20dB below the limit need not be reported.
3. As shown in this section, for frequencies above 1GHz, the field strength limits are based on average limits. However, the peak field strength of any emission shall not exceed the maximum permitted average limits specified above by more than 20 dB under any condition of modulation. For the emissions whose peak level is lower than the average limit, only the peak measurement is shown in the report.
4. The disturbance above 18GHz were very low and the harmonics were the highest point could be found when testing, so only the above harmonics had been displayed.
5. For devices with multiple operating modes, measurements on the middle channel is used to determine the worst-case mode(s). Only the worst case mode with the highest output power and the mode with the highest output power spectral density for each modulation family (e.g., OFDM and direct sequence spread spectrum) is recorded in the test report.



Test Mode: 05; Polarity: Horizontal; Modulation:802.11ac; Bandwidth:20MHz; Channel:Low



Site : chamber
 Condition: 3m HORIZONTAL
 Job No : 02381AT/02382AT
 Mode : 5180 TX RSE
 Note : 5G WIFI 11AC20

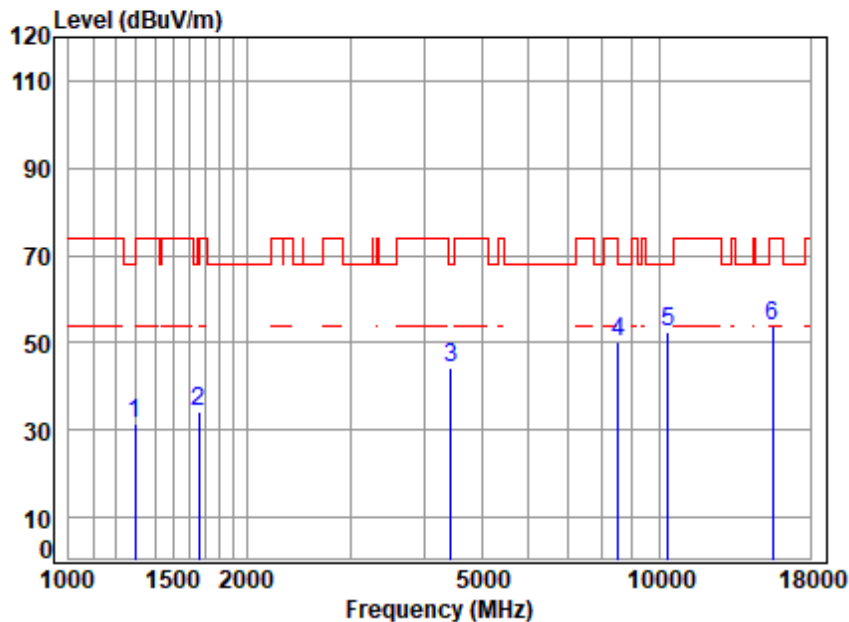
| | Freq | Cable Loss | Ant Factor | Preamp Factor | Read Level | Level | Limit Line | Over Limit | Remark |
|---|-----------|------------|------------|---------------|------------|--------|------------|------------|--------|
| | MHz | dB | dB/m | dB | dBuV | dBuV/m | dBuV/m | dB | |
| 1 | 1238.483 | 3.65 | 24.48 | 37.59 | 41.93 | 32.47 | 74.00 | -41.53 | peak |
| 2 | 1648.778 | 4.26 | 26.70 | 36.52 | 39.50 | 33.94 | 68.20 | -34.26 | peak |
| 3 | 4443.453 | 7.09 | 33.50 | 34.64 | 37.94 | 43.89 | 68.20 | -24.31 | peak |
| 4 | 8789.516 | 11.55 | 36.70 | 35.62 | 38.77 | 51.40 | 68.20 | -16.80 | peak |
| 5 | 10360.000 | 12.73 | 37.46 | 35.74 | 37.80 | 52.25 | 68.20 | -15.95 | peak |
| 6 | 15540.000 | 14.23 | 40.94 | 37.47 | 35.51 | 53.21 | 74.00 | -20.79 | peak |



Unless otherwise agreed in writing, this document is issued by the Company subject to its General Conditions of Service printed overleaf, available on request or accessible at <https://www.sgs.com/en/Terms-and-Conditions>. Attention is drawn to the limitation of liability, indemnification and jurisdiction issues defined therein. Any holder of this document is advised that information contained hereon reflects the Company's findings at the time of its intervention only and within the limits of Client's instructions, if any. The Company's sole responsibility is to its Client and this document does not exonerate parties to a transaction from exercising all their rights and obligations under the transaction documents. This document cannot be reproduced except in full, without prior written approval of the Company. Any unauthorized alteration, forgery or falsification of the content or appearance of this document is unlawful and offenders may be prosecuted to the fullest extent of the law. Unless otherwise stated the results shown in this test report refer only to the sample(s) tested and such sample(s) are retained for 30 days only.

Attention: To check the authenticity of testing /inspection report & certificate, please contact us at telephone: (86-755) 8307 1443, or email: CN.Doccheck@sgs.com

Test Mode: 05; Polarity: Vertical; Modulation:802.11ac; Bandwidth:20MHz; Channel:Low



Site : chamber
 Condition: 3m VERTICAL
 Job No : 02381AT/02382AT
 Mode : 5180 TX RSE
 Note : 5G WIFI 11AC20

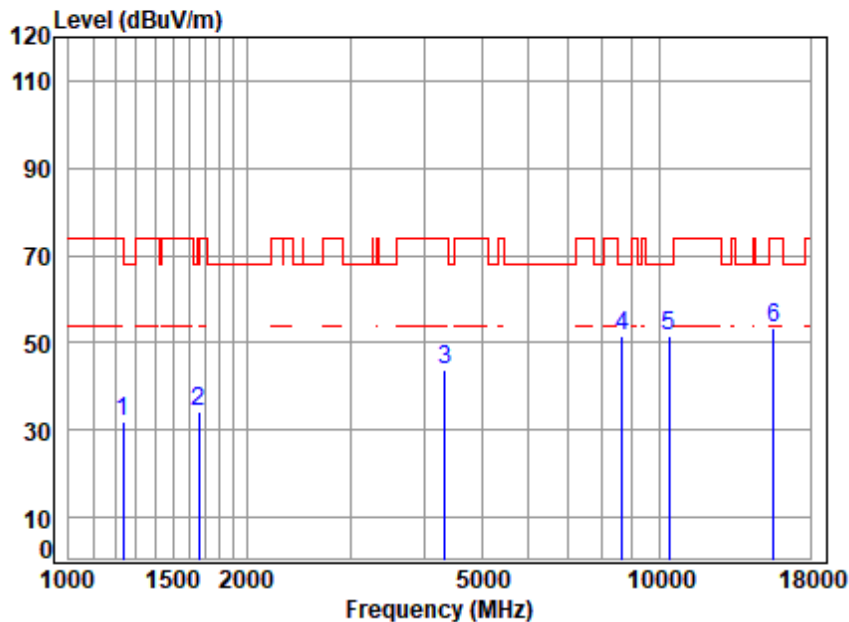
| | Freq | Cable Loss | Ant Factor | Preamp Factor | Read Level | Level | Limit Line | Over Limit | Remark |
|---|-----------|------------|------------|---------------|------------|--------|------------|------------|--------|
| | MHz | dB | dB/m | dB | dBuV | dBuV/m | dBuV/m | dB | |
| 1 | 1297.103 | 3.75 | 24.69 | 37.42 | 40.32 | 31.34 | 68.20 | -36.86 | peak |
| 2 | 1663.137 | 4.28 | 26.73 | 36.48 | 39.51 | 34.04 | 74.00 | -39.96 | peak |
| 3 | 4443.453 | 7.09 | 33.50 | 34.64 | 38.19 | 44.14 | 68.20 | -24.06 | peak |
| 4 | 8514.456 | 11.06 | 36.50 | 35.78 | 38.63 | 50.41 | 68.20 | -17.79 | peak |
| 5 | 10360.000 | 12.73 | 37.46 | 35.74 | 37.85 | 52.30 | 68.20 | -15.90 | peak |
| 6 | 15540.000 | 14.23 | 40.94 | 37.47 | 36.00 | 53.70 | 74.00 | -20.30 | peak |



Unless otherwise agreed in writing, this document is issued by the Company subject to its General Conditions of Service printed overleaf, available on request or accessible at <https://www.sgs.com/en/Terms-and-Conditions>. Attention is drawn to the limitation of liability, indemnification and jurisdiction issues defined therein. Any holder of this document is advised that information contained hereon reflects the Company's findings at the time of its intervention only and within the limits of Client's instructions, if any. The Company's sole responsibility is to its Client and this document does not exonerate parties to a transaction from exercising all their rights and obligations under the transaction documents. This document cannot be reproduced except in full, without prior written approval of the Company. Any unauthorized alteration, forgery or falsification of the content or appearance of this document is unlawful and offenders may be prosecuted to the fullest extent of the law. Unless otherwise stated the results shown in this test report refer only to the sample(s) tested and such sample(s) are retained for 30 days only.

Attention: To check the authenticity of testing /inspection report & certificate, please contact us at telephone: (86-755) 8307 1443, or email: CN.Doccheck@sgs.com

Test Mode: 05; Polarity: Horizontal; Modulation:802.11ac; Bandwidth:20MHz; Channel:middle

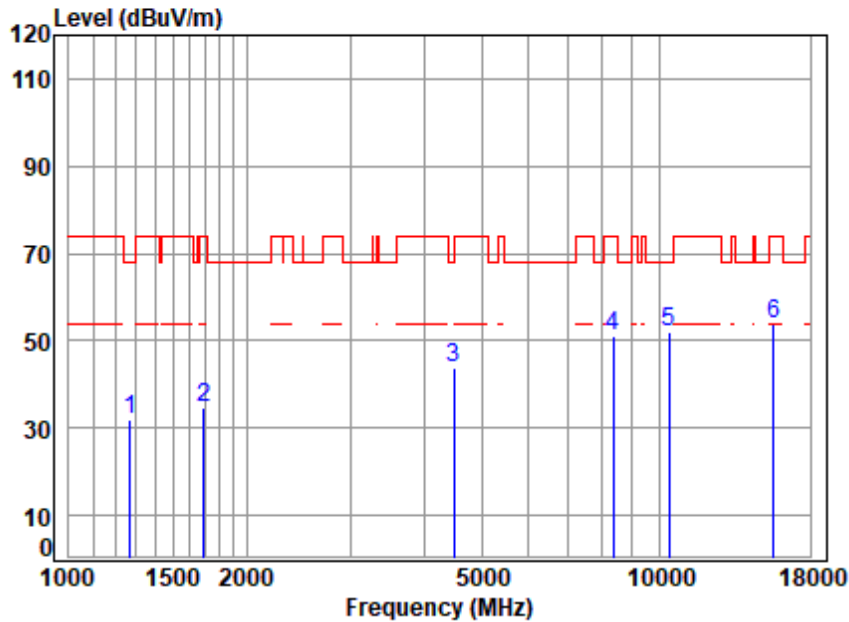


Site : chamber
Condition: 3m HORIZONTAL
Job No : 02381AT/02382AT
Mode : 5200 TX RSE
Note : 5G WIFI 11AC20

| | Freq | Cable Loss | Ant Factor | Preamp Factor | Read Level | Level | Limit Line | Over Limit | Remark |
|---|-----------|------------|------------|---------------|------------|--------|------------|------------|--------|
| | MHz | dB | dB/m | dB | dBuV | dBuV/m | dBuV/m | dB | |
| 1 | 1238.483 | 3.65 | 24.48 | 37.59 | 41.31 | 31.85 | 74.00 | -42.15 | peak |
| 2 | 1663.137 | 4.28 | 26.73 | 36.48 | 39.64 | 34.17 | 74.00 | -39.83 | peak |
| 3 | 4341.886 | 7.02 | 33.60 | 34.57 | 37.75 | 43.80 | 74.00 | -30.20 | peak |
| 4 | 8638.399 | 11.29 | 36.60 | 35.71 | 39.22 | 51.40 | 68.20 | -16.80 | peak |
| 5 | 10400.000 | 12.74 | 37.50 | 35.75 | 37.05 | 51.54 | 68.20 | -16.66 | peak |
| 6 | 15600.000 | 14.25 | 41.00 | 37.49 | 35.70 | 53.46 | 74.00 | -20.54 | peak |



Test Mode: 05; Polarity: Vertical; Modulation:802.11ac; Bandwidth:20MHz; Channel:middle



Site : chamber
Condition: 3m VERTICAL
Job No : 02381AT/02382AT
Mode : 5200 TX RSE
Note : 5G WIFI 11AC20

| | | Cable | Ant | Preamp | Read | | Limit | Over | |
|---|-----------|-------|--------|--------|-------|--------|--------|--------|--------|
| | Freq | Loss | Factor | Factor | Level | Level | Line | Limit | Remark |
| | MHz | dB | dB/m | dB | dBuV | dBuV/m | dBuV/m | dB | |
| 1 | 1271.123 | 3.71 | 24.59 | 37.50 | 41.27 | 32.07 | 68.20 | -36.13 | peak |
| 2 | 1692.231 | 4.32 | 26.78 | 36.42 | 40.01 | 34.69 | 74.00 | -39.31 | peak |
| 3 | 4495.125 | 7.12 | 33.50 | 34.67 | 38.06 | 44.01 | 68.20 | -24.19 | peak |
| 4 | 8343.918 | 10.75 | 36.40 | 35.88 | 39.78 | 51.05 | 74.00 | -22.95 | peak |
| 5 | 10400.000 | 12.74 | 37.50 | 35.75 | 37.51 | 52.00 | 68.20 | -16.20 | peak |
| 6 | 15600.000 | 14.25 | 41.00 | 37.49 | 35.93 | 53.69 | 74.00 | -20.31 | peak |



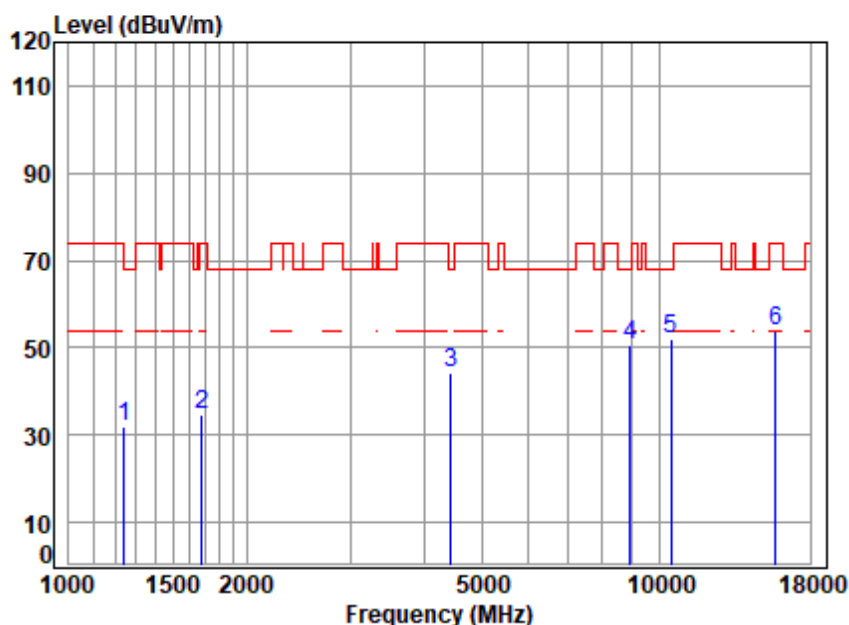
SGS-CSTC Standards Technical Services Co., Ltd. Shenzhen Branch

SZEMC-TRF-01 Rev. A/0 Aug01,2022

Report No.: SZCR230700238105

Page: 43 of 320

Test Mode: 05; Polarity: Horizontal; Modulation:802.11ac; Bandwidth:20MHz; Channel:High



Site : chamber
Condition: 3m HORIZONTAL
Job No : 02381AT/02382AT
Mode : 5240 TX RSE
Note : 5G WIFI 11AC20

| | Freq | Cable Loss | Ant Factor | Preamp Factor | Read Level | Level | Limit Line | Over Limit | Remark |
|---|-----------|------------|------------|---------------|------------|--------|------------|------------|--------|
| | MHz | dB | dB/m | dB | dBuV | dBuV/m | dBuV/m | dB | |
| 1 | 1242.068 | 3.66 | 24.48 | 37.58 | 41.53 | 32.09 | 68.20 | -36.11 | peak |
| 2 | 1677.621 | 4.30 | 26.76 | 36.45 | 40.04 | 34.65 | 74.00 | -39.35 | peak |
| 3 | 4430.628 | 7.08 | 33.50 | 34.63 | 38.42 | 44.37 | 68.20 | -23.83 | peak |
| 4 | 8917.462 | 11.78 | 36.70 | 35.55 | 37.82 | 50.75 | 68.20 | -17.45 | peak |
| 5 | 10480.000 | 12.76 | 37.50 | 35.79 | 37.39 | 51.86 | 68.20 | -16.34 | peak |
| 6 | 15720.000 | 14.29 | 41.14 | 37.54 | 35.76 | 53.65 | 74.00 | -20.35 | peak |



SGS-CSTC Standards Technical Services Co., Ltd.
Shenzhen Branch

Unless otherwise agreed in writing, this document is issued by the Company subject to its General Conditions of Service printed overleaf, available on request or accessible at <https://www.sgs.com/en/Terms-and-Conditions>. Attention is drawn to the limitation of liability, indemnification and jurisdiction issues defined therein. Any holder of this document is advised that information contained hereon reflects the Company's findings at the time of its intervention only and within the limits of Client's instructions, if any. The Company's sole responsibility is to its Client and this document does not exonerate parties to a transaction from exercising all their rights and obligations under the transaction documents. This document cannot be reproduced except in full, without prior written approval of the Company. Any unauthorized alteration, forgery or falsification of the content or appearance of this document is unlawful and offenders may be prosecuted to the fullest extent of the law. Unless otherwise stated the results shown in this test report refer only to the sample(s) tested and such sample(s) are retained for 30 days only.

Attention: To check the authenticity of testing /inspection report & certificate, please contact us at telephone: (86-755) 8307 1443, or email: CN.Doccheck@sgs.com

No.1 Workshop, M-10, Middle Section, Science & Technology Park, Nanshan District, Shenzhen, Guangdong, China 518057 t (86-755) 26012053 f (86-755) 26710594 www.sgsgroup.com.cn
中国·广东·深圳市南山区科技园中区M-10栋1号厂房 邮编: 518057 t (86-755) 26012053 f (86-755) 26710594 sgs.china@sgs.com

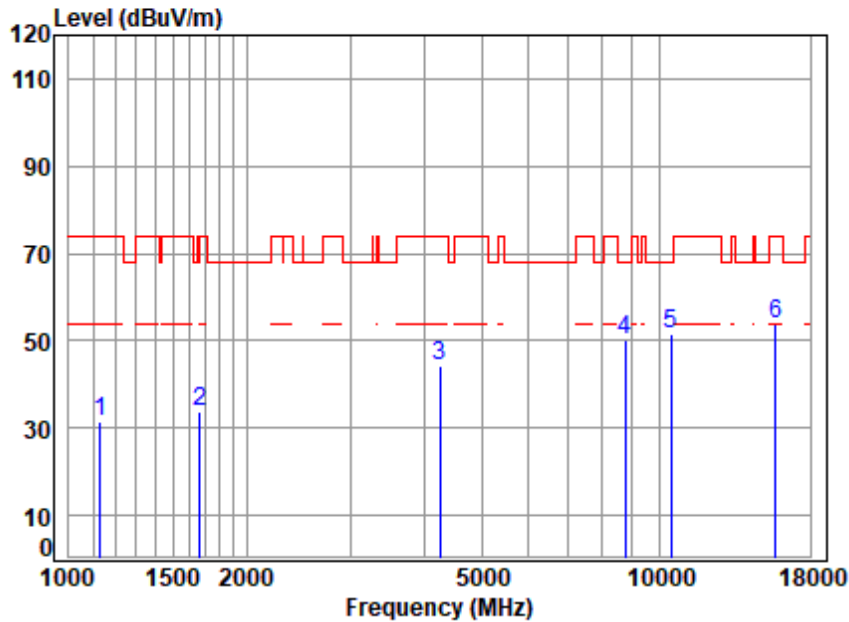
SGS-CSTC Standards Technical Services Co., Ltd. Shenzhen Branch

SZEMC-TRF-01 Rev. A/0 Aug01,2022

Report No.: SZCR230700238105

Page: 44 of 320

Test Mode: 05; Polarity: Vertical; Modulation:802.11ac; Bandwidth:20MHz; Channel:High



Site : chamber
Condition: 3m VERTICAL
Job No : 02381AT/02382AT
Mode : 5240 TX RSE
Note : 5G WIFI 11AC20

| | | Cable | Ant | Preamp | Read | | Limit | Over | |
|---|-----------|-------|--------|--------|-------|--------|--------|--------|--------|
| | Freq | Loss | Factor | Factor | Level | Level | Line | Limit | Remark |
| | MHz | dB | dB/m | dB | dBuV | dBuV/m | dBuV/m | dB | |
| 1 | 1132.340 | 3.46 | 24.13 | 37.93 | 41.84 | 31.50 | 74.00 | -42.50 | peak |
| 2 | 1667.951 | 4.29 | 26.74 | 36.47 | 39.10 | 33.66 | 74.00 | -40.34 | peak |
| 3 | 4242.641 | 6.95 | 33.57 | 34.50 | 38.06 | 44.08 | 74.00 | -29.92 | peak |
| 4 | 8738.852 | 11.47 | 36.70 | 35.65 | 37.83 | 50.35 | 68.20 | -17.85 | peak |
| 5 | 10480.000 | 12.76 | 37.50 | 35.79 | 37.23 | 51.70 | 68.20 | -16.50 | peak |
| 6 | 15720.000 | 14.29 | 41.14 | 37.54 | 35.81 | 53.70 | 74.00 | -20.30 | peak |



SGS-CSTC Standards Technical Services Co., Ltd.
Shenzhen Branch

Unless otherwise agreed in writing, this document is issued by the Company subject to its General Conditions of Service printed overleaf, available on request or accessible at <https://www.sgs.com/en/Terms-and-Conditions>. Attention is drawn to the limitation of liability, indemnification and jurisdiction issues defined therein. Any holder of this document is advised that information contained hereon reflects the Company's findings at the time of its intervention only and within the limits of Client's instructions, if any. The Company's sole responsibility is to its Client and this document does not exonerate parties to a transaction from exercising all their rights and obligations under the transaction documents. This document cannot be reproduced except in full, without prior written approval of the Company. Any unauthorized alteration, forgery or falsification of the content or appearance of this document is unlawful and offenders may be prosecuted to the fullest extent of the law. Unless otherwise stated the results shown in this test report refer only to the sample(s) tested and such sample(s) are retained for 30 days only.

Attention: To check the authenticity of testing /inspection report & certificate, please contact us at telephone: (86-755) 8307 1443, or email: CN.Doccheck@sgs.com

No.1 Workshop, M-10, Middle Section, Science & Technology Park, Nanshan District, Shenzhen, Guangdong, China 518057 t (86-755) 26012053 f (86-755) 26710594 www.sgsgroup.com.cn
中国·广东·深圳市南山区科技园中区M-10栋1号厂房 邮编: 518057 t (86-755) 26012053 f (86-755) 26710594 sgs.china@sgs.com

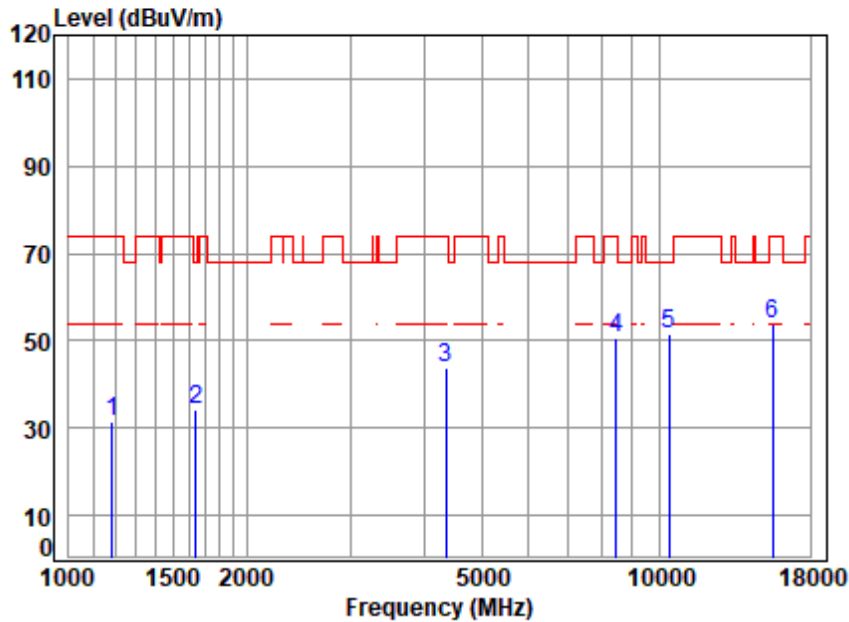
SGS-CSTC Standards Technical Services Co., Ltd. Shenzhen Branch

SZEMC-TRF-01 Rev. A/0 Aug01,2022

Report No.: SZCR230700238105

Page: 45 of 320

Test Mode: 05; Polarity: Horizontal; Modulation:802.11ac; Bandwidth:40MHz; Channel:Low



Site : chamber
Condition: 3m HORIZONTAL
Job No : 02381AT/02382AT
Mode : 5190 TX RSE
Note : 5G WIFI 11AC40

| | Freq | Cable Loss | Ant Factor | Preamp Factor | Read Level | Level | Limit Line | Over Limit | Remark |
|---|-----------|------------|------------|---------------|------------|--------|------------|------------|--------|
| | MHz | dB | dB/m | dB | dBuV | dBuV/m | dBuV/m | dB | |
| 1 | 1182.513 | 3.55 | 24.33 | 37.77 | 41.46 | 31.57 | 74.00 | -42.43 | peak |
| 2 | 1639.274 | 4.25 | 26.66 | 36.54 | 39.88 | 34.25 | 68.20 | -33.95 | peak |
| 3 | 4354.454 | 7.03 | 33.59 | 34.58 | 37.72 | 43.76 | 74.00 | -30.24 | peak |
| 4 | 8465.379 | 10.97 | 36.43 | 35.81 | 39.04 | 50.63 | 74.00 | -23.37 | peak |
| 5 | 10380.000 | 12.74 | 37.48 | 35.74 | 37.13 | 51.61 | 68.20 | -16.59 | peak |
| 6 | 15570.000 | 14.24 | 40.97 | 37.48 | 35.98 | 53.71 | 74.00 | -20.29 | peak |



SGS-CSTC Standards Technical Services Co., Ltd.
Shenzhen Branch

Unless otherwise agreed in writing, this document is issued by the Company subject to its General Conditions of Service printed overleaf, available on request or accessible at <https://www.sgs.com/en/Terms-and-Conditions>. Attention is drawn to the limitation of liability, indemnification and jurisdiction issues defined therein. Any holder of this document is advised that information contained hereon reflects the Company's findings at the time of its intervention only and within the limits of Client's instructions, if any. The Company's sole responsibility is to its Client and this document does not exonerate parties to a transaction from exercising all their rights and obligations under the transaction documents. This document cannot be reproduced except in full, without prior written approval of the Company. Any unauthorized alteration, forgery or falsification of the content or appearance of this document is unlawful and offenders may be prosecuted to the fullest extent of the law. Unless otherwise stated the results shown in this test report refer only to the sample(s) tested and such sample(s) are retained for 30 days only.

Attention: To check the authenticity of testing /inspection report & certificate, please contact us at telephone: (86-755) 8307 1443, or email: CN.Doccheck@sgs.com

No.1 Workshop, M-10, Middle Section, Science & Technology Park, Nanshan District, Shenzhen, Guangdong, China 518057 t (86-755) 26012053 f (86-755) 26710594 www.sgsgroup.com.cn
中国·广东·深圳市南山区科技园中区M-10栋1号厂房 邮编: 518057 t (86-755) 26012053 f (86-755) 26710594 sgs.china@sgs.com

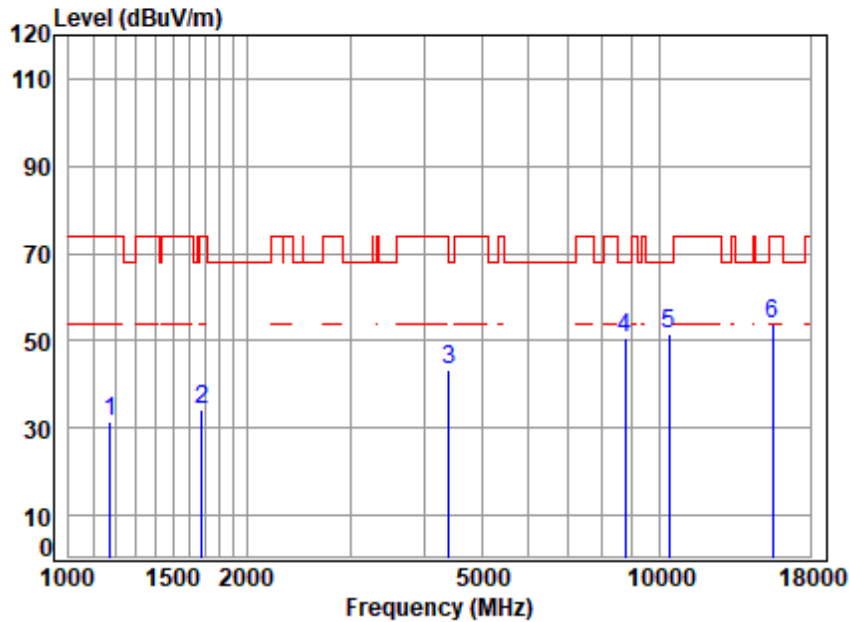
SGS-CSTC Standards Technical Services Co., Ltd. Shenzhen Branch

SZEMC-TRF-01 Rev. A/0 Aug01,2022

Report No.: SZCR230700238105

Page: 46 of 320

Test Mode: 05; Polarity: Vertical; Modulation:802.11ac; Bandwidth:40MHz; Channel:Low



Site : chamber
Condition: 3m VERTICAL
Job No : 02381AT/02382AT
Mode : 5190 TX RSE
Note : 5G WIFI 11AC40

| | Freq | Cable Loss | Ant Factor | Preamp Factor | Read Level | Level | Limit Line | Over Limit | Remark |
|---|-----------|------------|------------|---------------|------------|--------|------------|------------|--------|
| | MHz | dB | dB/m | dB | dBuV | dBuV/m | dBuV/m | dB | |
| 1 | 1175.697 | 3.54 | 24.30 | 37.79 | 41.36 | 31.41 | 74.00 | -42.59 | peak |
| 2 | 1677.621 | 4.30 | 26.76 | 36.45 | 39.42 | 34.03 | 74.00 | -39.97 | peak |
| 3 | 4405.090 | 7.06 | 33.50 | 34.61 | 37.59 | 43.54 | 68.20 | -24.66 | peak |
| 4 | 8738.852 | 11.47 | 36.70 | 35.65 | 38.11 | 50.63 | 68.20 | -17.57 | peak |
| 5 | 10380.000 | 12.74 | 37.48 | 35.74 | 37.04 | 51.52 | 68.20 | -16.68 | peak |
| 6 | 15570.000 | 14.24 | 40.97 | 37.48 | 35.99 | 53.72 | 74.00 | -20.28 | peak |



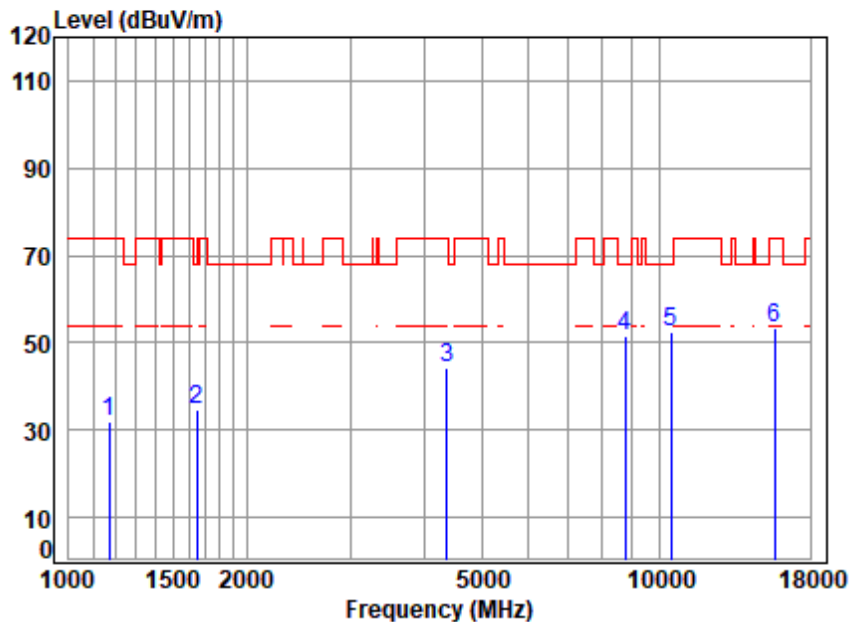
SGS-CSTC Standards Technical Services Co., Ltd.
Shenzhen Branch

Unless otherwise agreed in writing, this document is issued by the Company subject to its General Conditions of Service printed overleaf, available on request or accessible at <https://www.sgs.com/en/Terms-and-Conditions>. Attention is drawn to the limitation of liability, indemnification and jurisdiction issues defined therein. Any holder of this document is advised that information contained hereon reflects the Company's findings at the time of its intervention only and within the limits of Client's instructions, if any. The Company's sole responsibility is to its Client and this document does not exonerate parties to a transaction from exercising all their rights and obligations under the transaction documents. This document cannot be reproduced except in full, without prior written approval of the Company. Any unauthorized alteration, forgery or falsification of the content or appearance of this document is unlawful and offenders may be prosecuted to the fullest extent of the law. Unless otherwise stated the results shown in this test report refer only to the sample(s) tested and such sample(s) are retained for 30 days only.

Attention: To check the authenticity of testing /inspection report & certificate, please contact us at telephone: (86-755) 8307 1443, or email: CN.Doccheck@sgs.com

No.1 Workshop, M-10, Middle Section, Science & Technology Park, Nanshan District, Shenzhen, Guangdong, China 518057 t (86-755) 26012053 f (86-755) 26710594 www.sgsgroup.com.cn
中国·广东·深圳市南山区科技园中区M-10栋1号厂房 邮编: 518057 t (86-755) 26012053 f (86-755) 26710594 sgs.china@sgs.com

Test Mode: 05; Polarity: Horizontal; Modulation:802.11ac; Bandwidth:40MHz; Channel:High



Site : chamber
Condition: 3m HORIZONTAL
Job No : 02381AT/02382AT
Mode : 5230 TX RSE
Note : 5G WIFI 11AC40

| | | Cable | Ant | Preamp | Read | | Limit | Over | |
|---|-----------|-------|--------|--------|-------|--------|--------|--------|--------|
| | Freq | Loss | Factor | Factor | Level | Level | Line | Limit | Remark |
| | MHz | dB | dB/m | dB | dBuV | dBuV/m | dBuV/m | dB | |
| 1 | 1168.920 | 3.53 | 24.28 | 37.81 | 42.00 | 32.00 | 74.00 | -42.00 | peak |
| 2 | 1648.778 | 4.26 | 26.70 | 36.52 | 40.05 | 34.49 | 68.20 | -33.71 | peak |
| 3 | 4367.058 | 7.04 | 33.57 | 34.59 | 38.15 | 44.17 | 74.00 | -29.83 | peak |
| 4 | 8738.852 | 11.47 | 36.70 | 35.65 | 39.01 | 51.53 | 68.20 | -16.67 | peak |
| 5 | 10460.000 | 12.76 | 37.50 | 35.78 | 37.84 | 52.32 | 68.20 | -15.88 | peak |
| 6 | 15690.000 | 14.28 | 41.09 | 37.53 | 35.67 | 53.51 | 74.00 | -20.49 | peak |



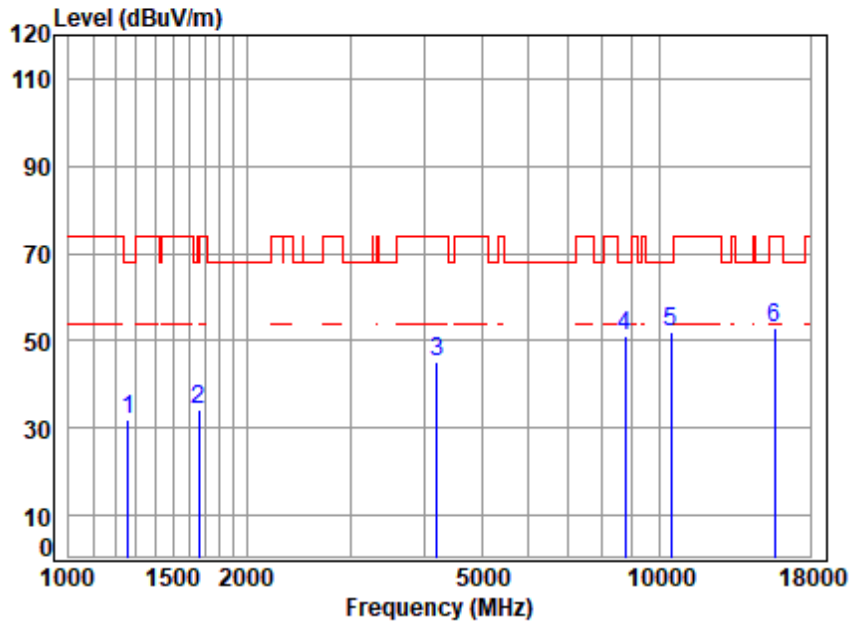
SGS-CSTC Standards Technical Services Co., Ltd. Shenzhen Branch

SZEMC-TRF-01 Rev. A/0 Aug01,2022

Report No.: SZCR230700238105

Page: 48 of 320

Test Mode: 05; Polarity: Vertical; Modulation:802.11ac; Bandwidth:40MHz; Channel:High



Site : chamber
Condition: 3m VERTICAL
Job No : 02381AT/02382AT
Mode : 5230 TX RSE
Note : 5G WIFI 11AC40

| | Freq | Cable Loss | Ant Factor | Preamp Factor | Read Level | Level | Limit | Over Limit | Remark |
|---|-----------|------------|------------|---------------|------------|--------|--------|------------|--------|
| | MHz | dB | dB/m | dB | dBuV | dBuV/m | dBuV/m | dB | |
| 1 | 1260.149 | 3.69 | 24.54 | 37.53 | 41.19 | 31.89 | 68.20 | -36.31 | peak |
| 2 | 1658.337 | 4.28 | 26.72 | 36.50 | 39.75 | 34.25 | 68.20 | -33.95 | peak |
| 3 | 4193.872 | 6.92 | 33.36 | 34.47 | 39.25 | 45.06 | 74.00 | -28.94 | peak |
| 4 | 8764.146 | 11.51 | 36.70 | 35.63 | 38.30 | 50.88 | 68.20 | -17.32 | peak |
| 5 | 10460.000 | 12.76 | 37.50 | 35.78 | 37.66 | 52.14 | 68.20 | -16.06 | peak |
| 6 | 15690.000 | 14.28 | 41.09 | 37.53 | 35.30 | 53.14 | 74.00 | -20.86 | peak |



SGS-CSTC Standards Technical Services Co., Ltd.
Shenzhen Branch

Unless otherwise agreed in writing, this document is issued by the Company subject to its General Conditions of Service printed overleaf, available on request or accessible at <https://www.sgs.com/en/Terms-and-Conditions>. Attention is drawn to the limitation of liability, indemnification and jurisdiction issues defined therein. Any holder of this document is advised that information contained hereon reflects the Company's findings at the time of its intervention only and within the limits of Client's instructions, if any. The Company's sole responsibility is to its Client and this document does not exonerate parties to a transaction from exercising all their rights and obligations under the transaction documents. This document cannot be reproduced except in full, without prior written approval of the Company. Any unauthorized alteration, forgery or falsification of the content or appearance of this document is unlawful and offenders may be prosecuted to the fullest extent of the law. Unless otherwise stated the results shown in this test report refer only to the sample(s) tested and such sample(s) are retained for 30 days only.

Attention: To check the authenticity of testing /inspection report & certificate, please contact us at telephone: (86-755) 8307 1443, or email: CN.Doccheck@sgs.com

No.1 Workshop, M-10, Middle Section, Science & Technology Park, Nanshan District, Shenzhen, Guangdong, China 518057 t (86-755) 26012053 f (86-755) 26710594 www.sgsgroup.com.cn
中国·广东·深圳市南山区科技园中区M-10栋1号厂房 邮编: 518057 t (86-755) 26012053 f (86-755) 26710594 sgs.china@sgs.com

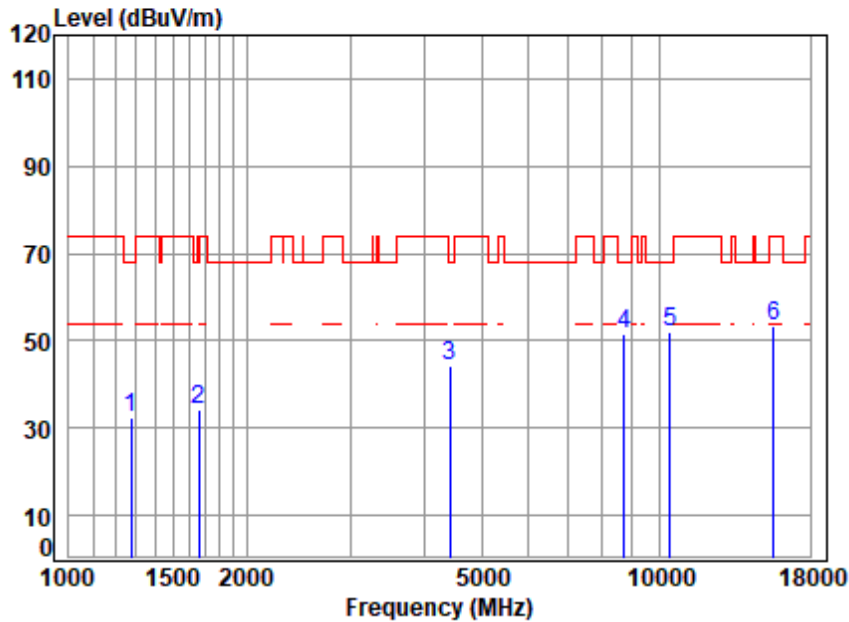
SGS-CSTC Standards Technical Services Co., Ltd. Shenzhen Branch

SZEMC-TRF-01 Rev. A/0 Aug01,2022

Report No.: SZCR230700238105

Page: 49 of 320

Test Mode: 05; Polarity: Horizontal; Modulation:802.11ac; Bandwidth:80MHz; Channel:middle



Site : chamber
Condition: 3m HORIZONTAL
Job No : 02381AT/02382AT
Mode : 5210 TX RSE
Note : 5G WIFI 11AC80

| | Freq | Cable Loss | Ant Factor | Preamp Factor | Read Level | Level | Limit Line | Over Limit | Remark |
|---|-----------|------------|------------|---------------|------------|--------|------------|------------|--------|
| | MHz | dB | dB/m | dB | dBuV | dBuV/m | dBuV/m | dB | |
| 1 | 1274.802 | 3.71 | 24.60 | 37.49 | 41.38 | 32.20 | 68.20 | -36.00 | peak |
| 2 | 1663.137 | 4.28 | 26.73 | 36.48 | 39.86 | 34.39 | 74.00 | -39.61 | peak |
| 3 | 4417.841 | 7.07 | 33.50 | 34.62 | 38.32 | 44.27 | 68.20 | -23.93 | peak |
| 4 | 8713.630 | 11.42 | 36.70 | 35.66 | 39.02 | 51.48 | 68.20 | -16.72 | peak |
| 5 | 10420.000 | 12.75 | 37.50 | 35.76 | 37.67 | 52.16 | 68.20 | -16.04 | peak |
| 6 | 15630.000 | 14.26 | 41.03 | 37.50 | 35.69 | 53.48 | 74.00 | -20.52 | peak |



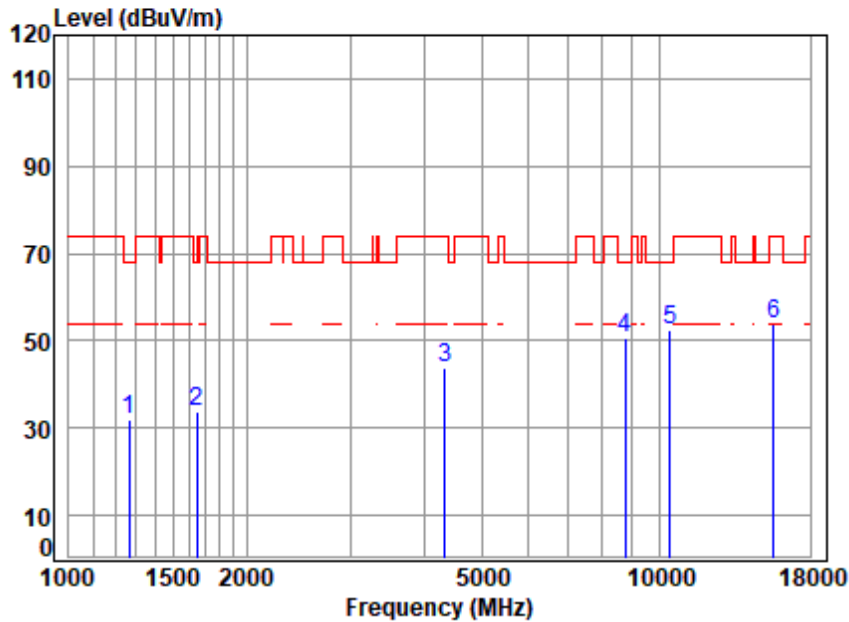
SGS-CSTC Standards Technical Services Co., Ltd.
Shenzhen Branch

Unless otherwise agreed in writing, this document is issued by the Company subject to its General Conditions of Service printed overleaf, available on request or accessible at <https://www.sgs.com/en/Terms-and-Conditions>. Attention is drawn to the limitation of liability, indemnification and jurisdiction issues defined therein. Any holder of this document is advised that information contained hereon reflects the Company's findings at the time of its intervention only and within the limits of Client's instructions, if any. The Company's sole responsibility is to its Client and this document does not exonerate parties to a transaction from exercising all their rights and obligations under the transaction documents. This document cannot be reproduced except in full, without prior written approval of the Company. Any unauthorized alteration, forgery or falsification of the content or appearance of this document is unlawful and offenders may be prosecuted to the fullest extent of the law. Unless otherwise stated the results shown in this test report refer only to the sample(s) tested and such sample(s) are retained for 30 days only.

Attention: To check the authenticity of testing /inspection report & certificate, please contact us at telephone: (86-755) 8307 1443, or email: CN.Doccheck@sgs.com

No.1 Workshop, M-10, Middle Section, Science & Technology Park, Nanshan District, Shenzhen, Guangdong, China 518057 t (86-755) 26012053 f (86-755) 26710594 www.sgs.com.cn
中国·广东·深圳市南山区科技园中区M-10栋1号厂房 邮编: 518057 t (86-755) 26012053 f (86-755) 26710594 sgs.china@sgs.com

Test Mode: 05; Polarity: Vertical; Modulation:802.11ac; Bandwidth:80MHz; Channel:middle



Site : chamber
Condition: 3m VERTICAL
Job No : 02381AT/02382AT
Mode : 5210 TX RSE
Note : 5G WIFI 11AC80

| | | Cable | Ant | Preamp | Read | | Limit | Over | |
|---|-----------|-------|--------|--------|-------|--------|--------|--------|--------|
| | Freq | Loss | Factor | Factor | Level | Level | Line | Limit | Remark |
| | MHz | dB | dB/m | dB | dBuV | dBuV/m | dBuV/m | dB | |
| 1 | 1267.454 | 3.70 | 24.57 | 37.51 | 40.97 | 31.73 | 68.20 | -36.47 | peak |
| 2 | 1648.778 | 4.26 | 26.70 | 36.52 | 39.44 | 33.88 | 68.20 | -34.32 | peak |
| 3 | 4329.354 | 7.01 | 33.60 | 34.56 | 37.77 | 43.82 | 74.00 | -30.18 | peak |
| 4 | 8764.146 | 11.51 | 36.70 | 35.63 | 38.18 | 50.76 | 68.20 | -17.44 | peak |
| 5 | 10420.000 | 12.75 | 37.50 | 35.76 | 38.05 | 52.54 | 68.20 | -15.66 | peak |
| 6 | 15630.000 | 14.26 | 41.03 | 37.50 | 36.19 | 53.98 | 74.00 | -20.02 | peak |



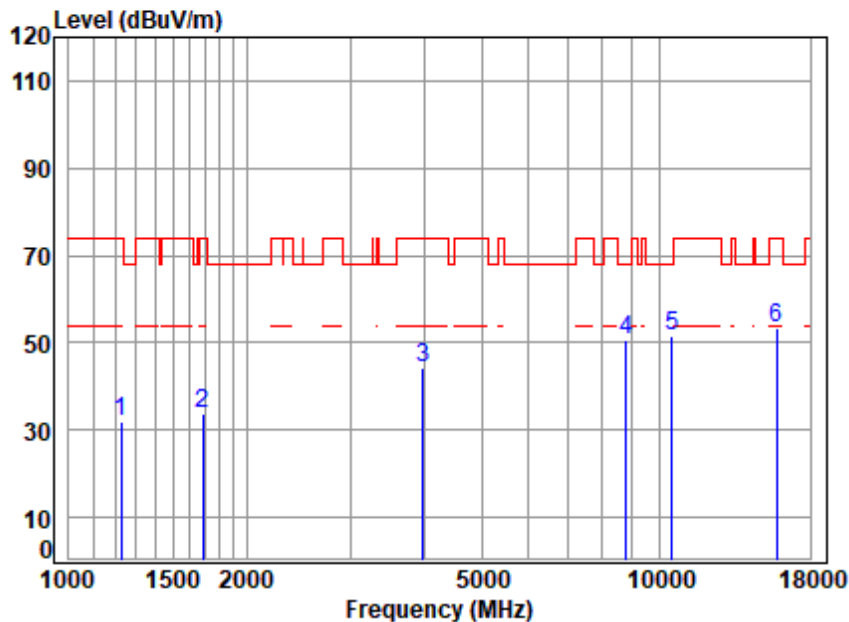
SGS-CSTC Standards Technical Services Co., Ltd. Shenzhen Branch

SZEMC-TRF-01 Rev. A/0 Aug01,2022

Report No.: SZCR230700238105

Page: 51 of 320

Test Mode: 06; Polarity: Horizontal; Modulation:802.11ac; Bandwidth:20MHz; Channel:Low



Site : chamber
 Condition: 3m HORIZONTAL
 Job No : 02381AT/02382AT
 Mode : 5260 TX RSE
 Note : 5G WIFI 11AC20

| | Freq | Cable Loss | Ant Factor | Preamp Factor | Read Level | Level | Limit Line | Over Limit | Remark |
|---|-----------|------------|------------|---------------|------------|--------|------------|------------|--------|
| | MHz | dB | dB/m | dB | dBuV | dBuV/m | dBuV/m | dB | |
| 1 | 1227.791 | 3.63 | 24.46 | 37.63 | 41.33 | 31.79 | 74.00 | -42.21 | peak |
| 2 | 1687.347 | 4.31 | 26.77 | 36.43 | 39.00 | 33.65 | 74.00 | -40.35 | peak |
| 3 | 3981.257 | 6.76 | 32.66 | 34.35 | 38.97 | 44.04 | 74.00 | -29.96 | peak |
| 4 | 8789.516 | 11.55 | 36.70 | 35.62 | 38.06 | 50.69 | 68.20 | -17.51 | peak |
| 5 | 10520.000 | 12.77 | 37.52 | 35.80 | 37.29 | 51.78 | 68.20 | -16.42 | peak |
| 6 | 15780.000 | 14.31 | 41.26 | 37.56 | 35.40 | 53.41 | 74.00 | -20.59 | peak |



Unless otherwise agreed in writing, this document is issued by the Company subject to its General Conditions of Service printed overleaf, available on request or accessible at <https://www.sgs.com/en/Terms-and-Conditions>. Attention is drawn to the limitation of liability, indemnification and jurisdiction issues defined therein. Any holder of this document is advised that information contained hereon reflects the Company's findings at the time of its intervention only and within the limits of Client's instructions, if any. The Company's sole responsibility is to its Client and this document does not exonerate parties to a transaction from exercising all their rights and obligations under the transaction documents. This document cannot be reproduced except in full, without prior written approval of the Company. Any unauthorized alteration, forgery or falsification of the content or appearance of this document is unlawful and offenders may be prosecuted to the fullest extent of the law. Unless otherwise stated the results shown in this test report refer only to the sample(s) tested and such sample(s) are retained for 30 days only.

Attention: To check the authenticity of testing /inspection report & certificate, please contact us at telephone: (86-755) 8307 1443, or email: CN.Doccheck@sgs.com

SGS-CSTC Standards Technical Services Co., Ltd.
 Shenzhen Branch Inspection & Testing Laboratory

No.1 Workshop, M-10, Middle Section, Science & Technology Park, Nanshan District, Shenzhen, Guangdong, China 518057 t (86-755) 26012053 f (86-755) 26710594 www.sgs.com.cn
 中国·广东·深圳市南山区科技园中区M-10栋1号厂房 邮编: 518057 t (86-755) 26012053 f (86-755) 26710594 sgs.china@sgs.com

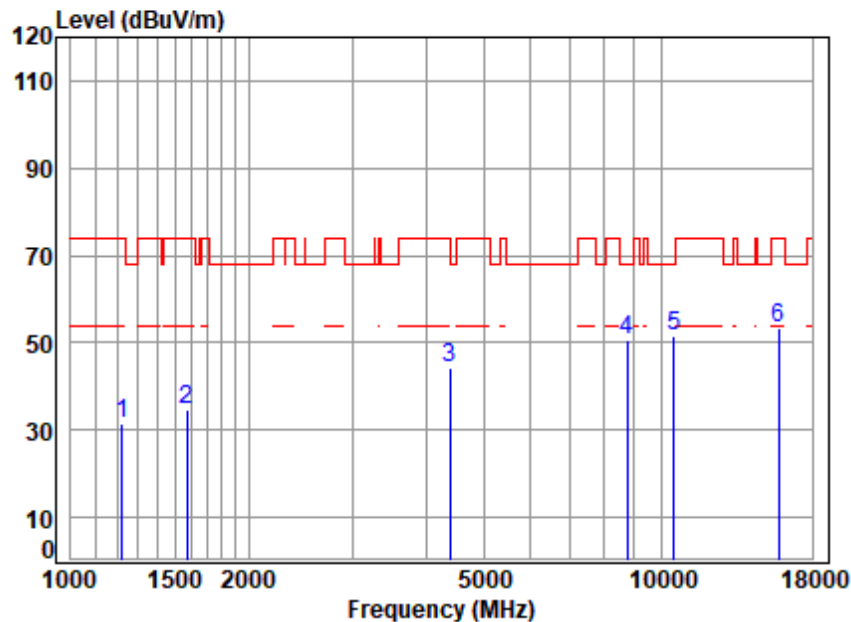
SGS-CSTC Standards Technical Services Co., Ltd. Shenzhen Branch

SZEMC-TRF-01 Rev. A/0 Aug01,2022

Report No.: SZCR230700238105

Page: 52 of 320

Test Mode: 06; Polarity: Vertical; Modulation:802.11ac; Bandwidth:20MHz; Channel:Low



Site : chamber
Condition: 3m VERTICAL
Job No : 02381AT/02382AT
Mode : 5260 TX RSE
Note : 5G WIFI 11AC20

| | | Cable | Ant | Preamp | Read | | Limit | Over | |
|---|-----------|-------|--------|--------|-------|--------|--------|--------|--------|
| | Freq | Loss | Factor | Factor | Level | Level | Line | Limit | Remark |
| | MHz | dB | dB/m | dB | dBuV | dBuV/m | dBuV/m | dB | |
| 1 | 1220.714 | 3.62 | 24.44 | 37.65 | 41.17 | 31.58 | 74.00 | -42.42 | peak |
| 2 | 1574.265 | 4.17 | 26.19 | 36.69 | 40.85 | 34.52 | 74.00 | -39.48 | peak |
| 3 | 4392.376 | 7.05 | 33.52 | 34.60 | 38.13 | 44.10 | 74.00 | -29.90 | peak |
| 4 | 8764.146 | 11.51 | 36.70 | 35.63 | 38.00 | 50.58 | 68.20 | -17.62 | peak |
| 5 | 10520.000 | 12.77 | 37.52 | 35.80 | 37.21 | 51.70 | 68.20 | -16.50 | peak |
| 6 | 15780.000 | 14.31 | 41.26 | 37.56 | 35.39 | 53.40 | 74.00 | -20.60 | peak |



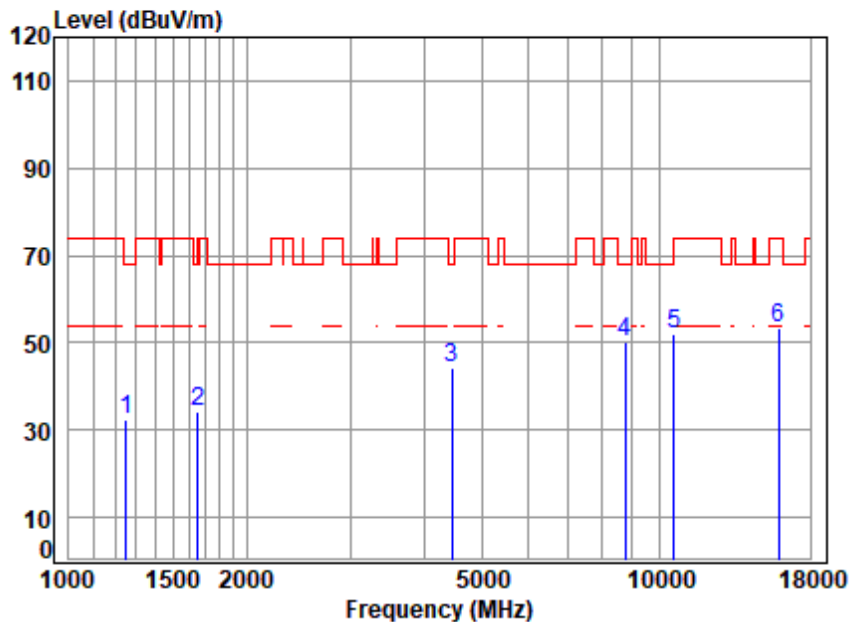
SGS-CSTC Standards Technical Services Co., Ltd.
Shenzhen Branch

Unless otherwise agreed in writing, this document is issued by the Company subject to its General Conditions of Service printed overleaf, available on request or accessible at <https://www.sgs.com/en/Terms-and-Conditions>. Attention is drawn to the limitation of liability, indemnification and jurisdiction issues defined therein. Any holder of this document is advised that information contained hereon reflects the Company's findings at the time of its intervention only and within the limits of Client's instructions, if any. The Company's sole responsibility is to its Client and this document does not exonerate parties to a transaction from exercising all their rights and obligations under the transaction documents. This document cannot be reproduced except in full, without prior written approval of the Company. Any unauthorized alteration, forgery or falsification of the content or appearance of this document is unlawful and offenders may be prosecuted to the fullest extent of the law. Unless otherwise stated the results shown in this test report refer only to the sample(s) tested and such sample(s) are retained for 30 days only.

Attention: To check the authenticity of testing /inspection report & certificate, please contact us at telephone: (86-755) 8307 1443, or email: CN.Doccheck@sgs.com

No.1 Workshop, M-10, Middle Section, Science & Technology Park, Nanshan District, Shenzhen, Guangdong, China 518057 t (86-755) 26012053 f (86-755) 26710594 www.sgsgroup.com.cn
中国·广东·深圳市南山区科技园中区M-10栋1号厂房 邮编: 518057 t (86-755) 26012053 f (86-755) 26710594 sgs.china@sgs.com

Test Mode: 06; Polarity: Horizontal; Modulation:802.11ac; Bandwidth:20MHz; Channel:middle

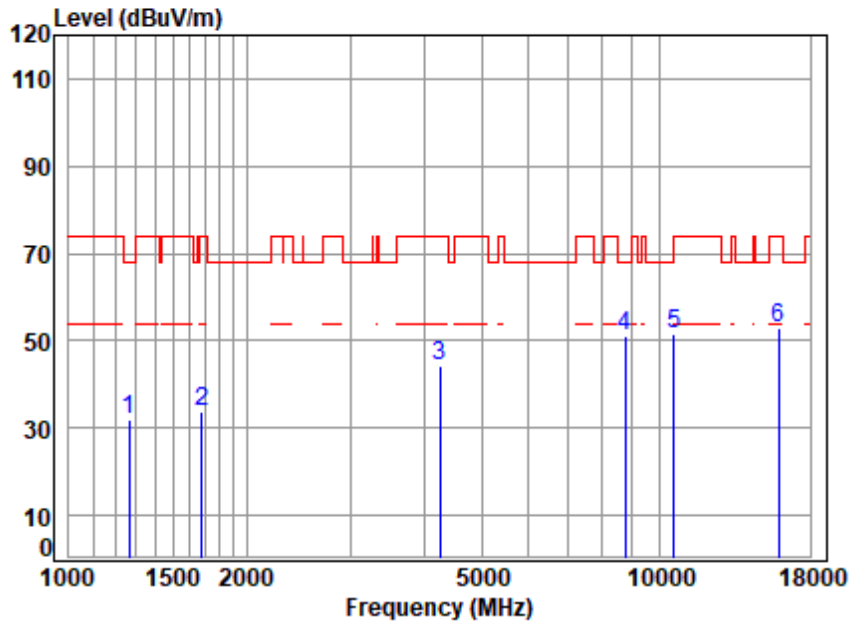


Site : chamber
Condition: 3m HORIZONTAL
Job No : 02381AT/02382AT
Mode : 5300 TX RSE
Note : 5G WIFI 11AC20

| | Freq | Cable Loss | Ant Factor | Preamp Factor | Read Level | Level | Limit Line | Over Limit | Remark |
|---|-----------|------------|------------|---------------|------------|--------|------------|------------|--------|
| | MHz | dB | dB/m | dB | dBuV | dBuV/m | dBuV/m | dB | |
| 1 | 1249.269 | 3.67 | 24.50 | 37.56 | 41.70 | 32.31 | 68.20 | -35.89 | peak |
| 2 | 1653.550 | 4.27 | 26.71 | 36.51 | 39.89 | 34.36 | 68.20 | -33.84 | peak |
| 3 | 4456.315 | 7.09 | 33.50 | 34.64 | 38.11 | 44.06 | 68.20 | -24.14 | peak |
| 4 | 8738.852 | 11.47 | 36.70 | 35.65 | 37.89 | 50.41 | 68.20 | -17.79 | peak |
| 5 | 10600.000 | 12.80 | 37.60 | 35.84 | 37.43 | 51.99 | 68.20 | -16.21 | peak |
| 6 | 15900.000 | 14.35 | 41.50 | 37.61 | 34.98 | 53.22 | 74.00 | -20.78 | peak |



Test Mode: 06; Polarity: Vertical; Modulation:802.11ac; Bandwidth:20MHz; Channel:middle



Site : chamber
Condition: 3m VERTICAL
Job No : 02381AT/02382AT
Mode : 5300 TX RSE
Note : 5G WIFI 11AC20

| | Freq | Cable Loss | Ant Factor | Preamp Factor | Read Level | Level | Limit | Over Limit | Remark |
|---|-----------|------------|------------|---------------|------------|--------|--------|------------|--------|
| | MHz | dB | dB/m | dB | dBuV | dBuV/m | dBuV/m | dB | |
| 1 | 1267.454 | 3.70 | 24.57 | 37.51 | 41.03 | 31.79 | 68.20 | -36.41 | peak |
| 2 | 1677.621 | 4.30 | 26.76 | 36.45 | 39.36 | 33.97 | 74.00 | -40.03 | peak |
| 3 | 4254.921 | 6.96 | 33.60 | 34.51 | 38.24 | 44.29 | 74.00 | -29.71 | peak |
| 4 | 8764.146 | 11.51 | 36.70 | 35.63 | 38.56 | 51.14 | 68.20 | -17.06 | peak |
| 5 | 10600.000 | 12.80 | 37.60 | 35.84 | 37.18 | 51.74 | 68.20 | -16.46 | peak |
| 6 | 15900.000 | 14.35 | 41.50 | 37.61 | 34.50 | 52.74 | 74.00 | -21.26 | peak |



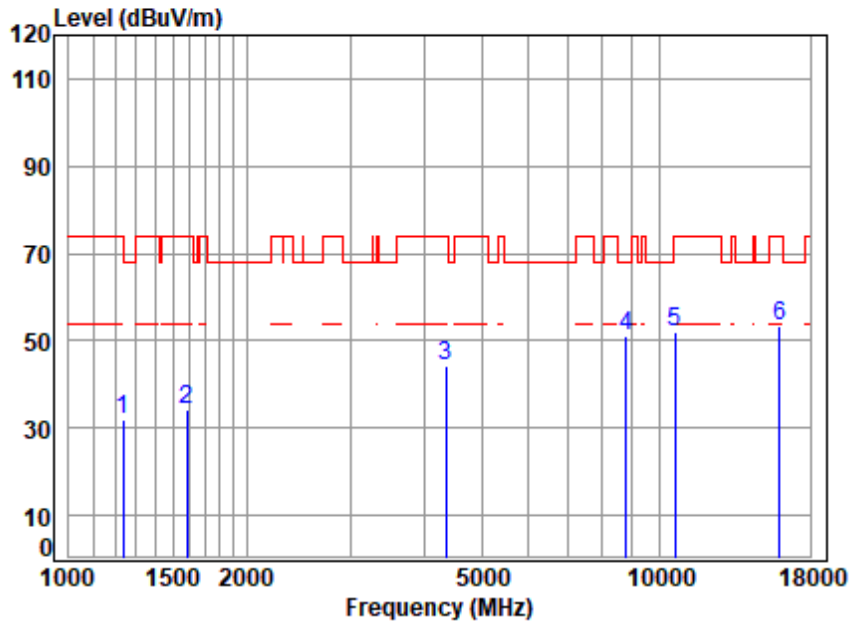
SGS-CSTC Standards Technical Services Co., Ltd. Shenzhen Branch

SZEMC-TRF-01 Rev. A/0 Aug01,2022

Report No.: SZCR230700238105

Page: 55 of 320

Test Mode: 06; Polarity: Horizontal; Modulation:802.11ac; Bandwidth:20MHz; Channel:High



Site : chamber
Condition: 3m HORIZONTAL
Job No : 02381AT/02382AT
Mode : 5320 TX RSE
Note : 5G WIFI 11AC20

| | | Cable | Ant | Preamp | Read | | Limit | Over | |
|-----|-----------|-------|--------|--------|-------|--------|--------|--------|--------|
| | Freq | Loss | Factor | Factor | Level | Level | Line | Limit | Remark |
| | MHz | dB | dB/m | dB | dBuV | dBuV/m | dBuV/m | dB | |
| 1 | 1238.483 | 3.65 | 24.48 | 37.59 | 41.49 | 32.03 | 74.00 | -41.97 | peak |
| 2 | 1583.392 | 4.18 | 26.30 | 36.67 | 40.48 | 34.29 | 74.00 | -39.71 | peak |
| 3 | 4354.454 | 7.03 | 33.59 | 34.58 | 38.28 | 44.32 | 74.00 | -29.68 | peak |
| 4 q | 8789.516 | 11.55 | 36.70 | 35.62 | 38.34 | 50.97 | 68.20 | -17.23 | peak |
| 5 | 10640.000 | 12.81 | 37.60 | 35.85 | 37.53 | 52.09 | 74.00 | -21.91 | peak |
| 6 | 15960.000 | 14.37 | 41.56 | 37.63 | 35.26 | 53.56 | 74.00 | -20.44 | peak |



SGS-CSTC Standards Technical Services Co., Ltd.
Shenzhen Branch Inspection & Testing Laboratory

Unless otherwise agreed in writing, this document is issued by the Company subject to its General Conditions of Service printed overleaf, available on request or accessible at <https://www.sgs.com/en/Terms-and-Conditions>. Attention is drawn to the limitation of liability, indemnification and jurisdiction issues defined therein. Any holder of this document is advised that information contained hereon reflects the Company's findings at the time of its intervention only and within the limits of Client's instructions, if any. The Company's sole responsibility is to its Client and this document does not exonerate parties to a transaction from exercising all their rights and obligations under the transaction documents. This document cannot be reproduced except in full, without prior written approval of the Company. Any unauthorized alteration, forgery or falsification of the content or appearance of this document is unlawful and offenders may be prosecuted to the fullest extent of the law. Unless otherwise stated the results shown in this test report refer only to the sample(s) tested and such sample(s) are retained for 30 days only.

Attention: To check the authenticity of testing /inspection report & certificate, please contact us at telephone: (86-755) 8307 1443, or email: CN.Doccheck@sgs.com

No.1 Workshop, M-10, Middle Section, Science & Technology Park, Nanshan District, Shenzhen, Guangdong, China 518057 t (86-755) 26012053 f (86-755) 26710594 www.sgsgroup.com.cn
中国·广东·深圳市南山区科技园中区M-10栋1号厂房 邮编: 518057 t (86-755) 26012053 f (86-755) 26710594 sgs.china@sgs.com

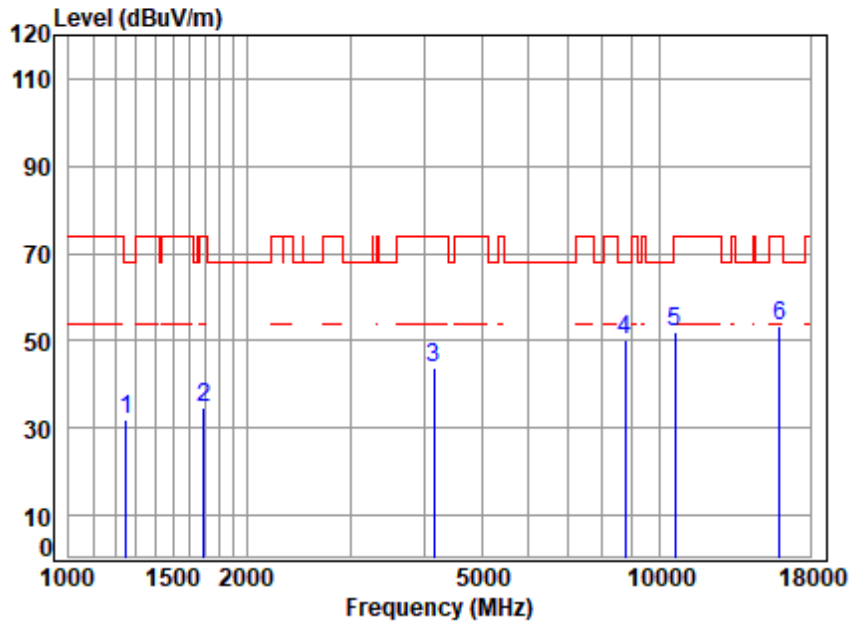
SGS-CSTC Standards Technical Services Co., Ltd. Shenzhen Branch

SZEMC-TRF-01 Rev. A/0 Aug01,2022

Report No.: SZCR230700238105

Page: 56 of 320

Test Mode: 06; Polarity: Vertical; Modulation:802.11ac; Bandwidth:20MHz; Channel:High



Site : chamber
Condition: 3m VERTICAL
Job No : 02381AT/02382AT
Mode : 5320 TX RSE
Note : 5G WIFI 11AC20

| | | Cable | Ant | Preamp | Read | | Limit | Over | |
|-----|-----------|-------|--------|--------|-------|--------|--------|--------|--------|
| | Freq | Loss | Factor | Factor | Level | Level | Line | Limit | Remark |
| | MHz | dB | dB/m | dB | dBuV | dBuV/m | dBuV/m | dB | |
| 1 | 1249.269 | 3.67 | 24.50 | 37.56 | 41.14 | 31.75 | 68.20 | -36.45 | peak |
| 2 | 1692.231 | 4.32 | 26.78 | 36.42 | 39.78 | 34.46 | 74.00 | -39.54 | peak |
| 3 | 4157.664 | 6.89 | 33.15 | 34.44 | 38.15 | 43.75 | 74.00 | -30.25 | peak |
| 4 q | 8738.852 | 11.47 | 36.70 | 35.65 | 37.85 | 50.37 | 68.20 | -17.83 | peak |
| 5 | 10640.000 | 12.81 | 37.60 | 35.85 | 37.36 | 51.92 | 74.00 | -22.08 | peak |
| 6 | 15960.000 | 14.37 | 41.56 | 37.63 | 35.28 | 53.58 | 74.00 | -20.42 | peak |



SGS-CSTC Standards Technical Services Co., Ltd.
Shenzhen Branch

Unless otherwise agreed in writing, this document is issued by the Company subject to its General Conditions of Service printed overleaf, available on request or accessible at <https://www.sgs.com/en/Terms-and-Conditions>. Attention is drawn to the limitation of liability, indemnification and jurisdiction issues defined therein. Any holder of this document is advised that information contained hereon reflects the Company's findings at the time of its intervention only and within the limits of Client's instructions, if any. The Company's sole responsibility is to its Client and this document does not exonerate parties to a transaction from exercising all their rights and obligations under the transaction documents. This document cannot be reproduced except in full, without prior written approval of the Company. Any unauthorized alteration, forgery or falsification of the content or appearance of this document is unlawful and offenders may be prosecuted to the fullest extent of the law. Unless otherwise stated the results shown in this test report refer only to the sample(s) tested and such sample(s) are retained for 30 days only.

Attention: To check the authenticity of testing /inspection report & certificate, please contact us at telephone: (86-755) 8307 1443, or email: CN.Doccheck@sgs.com

No.1 Workshop, M-10, Middle Section, Science & Technology Park, Nanshan District, Shenzhen, Guangdong, China 518057 t (86-755) 26012053 f (86-755) 26710594 www.sgsgroup.com.cn
中国·广东·深圳市南山区科技园中区M-10栋1号厂房 邮编: 518057 t (86-755) 26012053 f (86-755) 26710594 sgs.china@sgs.com

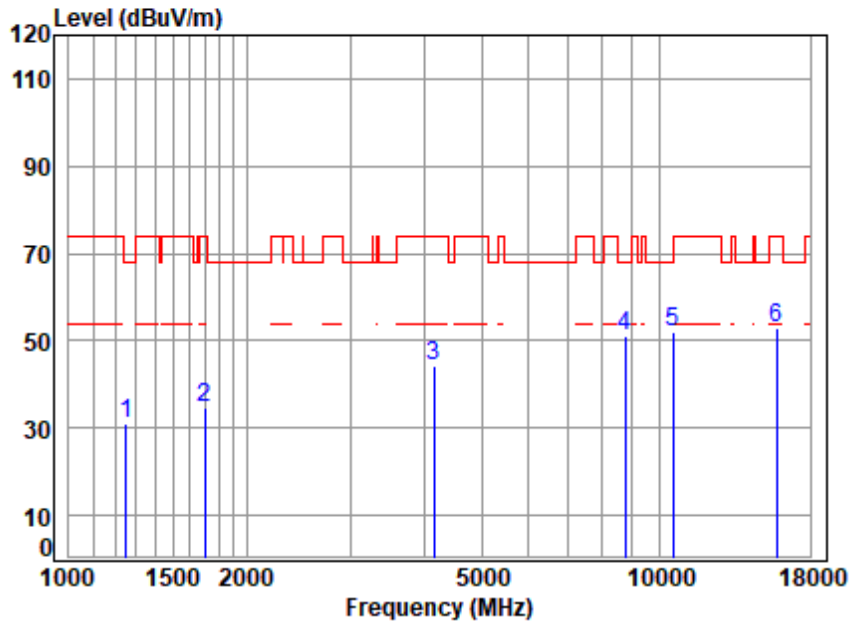
SGS-CSTC Standards Technical Services Co., Ltd. Shenzhen Branch

SZEMC-TRF-01 Rev. A/0 Aug01,2022

Report No.: SZCR230700238105

Page: 57 of 320

Test Mode: 06; Polarity: Horizontal; Modulation:802.11ac; Bandwidth:40MHz; Channel:Low



Site : chamber
 Condition: 3m HORIZONTAL
 Job No : 02381AT/02382AT
 Mode : 5270 TX RSE
 Note : 5G WIFI 11AC40

| | Freq | Cable Loss | Ant Factor | Preamp Factor | Read Level | Level | Limit Line | Over Limit | Remark |
|---|-----------|------------|------------|---------------|------------|--------|------------|------------|--------|
| | MHz | dB | dB/m | dB | dBuV | dBuV/m | dBuV/m | dB | |
| 1 | 1249.269 | 3.67 | 24.50 | 37.56 | 40.64 | 31.25 | 68.20 | -36.95 | peak |
| 2 | 1697.129 | 4.33 | 26.79 | 36.41 | 39.85 | 34.56 | 74.00 | -39.44 | peak |
| 3 | 4157.664 | 6.89 | 33.15 | 34.44 | 38.52 | 44.12 | 74.00 | -29.88 | peak |
| 4 | 8764.146 | 11.51 | 36.70 | 35.63 | 38.44 | 51.02 | 68.20 | -17.18 | peak |
| 5 | 10540.000 | 12.78 | 37.54 | 35.81 | 37.53 | 52.04 | 68.20 | -16.16 | peak |
| 6 | 15810.000 | 14.32 | 41.32 | 37.58 | 34.88 | 52.94 | 74.00 | -21.06 | peak |



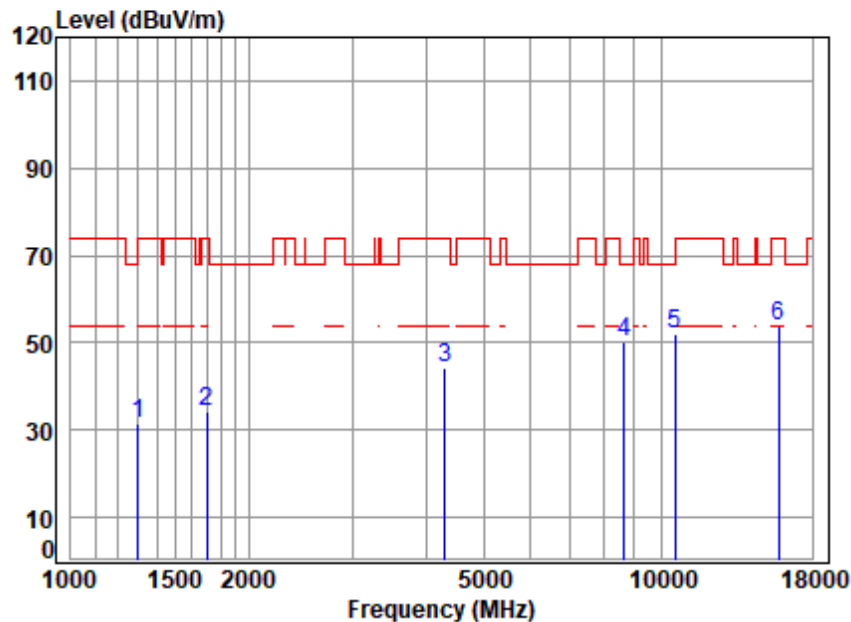
SGS-CSTC Standards Technical Services Co., Ltd.
 Shenzhen Branch Inspection & Testing Laboratory

Unless otherwise agreed in writing, this document is issued by the Company subject to its General Conditions of Service printed overleaf, available on request or accessible at <https://www.sgs.com/en/Terms-and-Conditions>. Attention is drawn to the limitation of liability, indemnification and jurisdiction issues defined therein. Any holder of this document is advised that information contained hereon reflects the Company's findings at the time of its intervention only and within the limits of Client's instructions, if any. The Company's sole responsibility is to its Client and this document does not exonerate parties to a transaction from exercising all their rights and obligations under the transaction documents. This document cannot be reproduced except in full, without prior written approval of the Company. Any unauthorized alteration, forgery or falsification of the content or appearance of this document is unlawful and offenders may be prosecuted to the fullest extent of the law. Unless otherwise stated the results shown in this test report refer only to the sample(s) tested and such sample(s) are retained for 30 days only.

Attention: To check the authenticity of testing /inspection report & certificate, please contact us at telephone: (86-755) 8307 1443, or email: CN.Doccheck@sgs.com

No.1 Workshop, M-10, Middle Section, Science & Technology Park, Nanshan District, Shenzhen, Guangdong, China 518057 t (86-755) 26012053 f (86-755) 26710594 www.sgsgroup.com.cn
 中国·广东·深圳市南山区科技园中区M-10栋1号厂房 邮编: 518057 t (86-755) 26012053 f (86-755) 26710594 sgs.china@sgs.com

Test Mode: 06; Polarity: Vertical; Modulation:802.11ac; Bandwidth:40MHz; Channel:Low

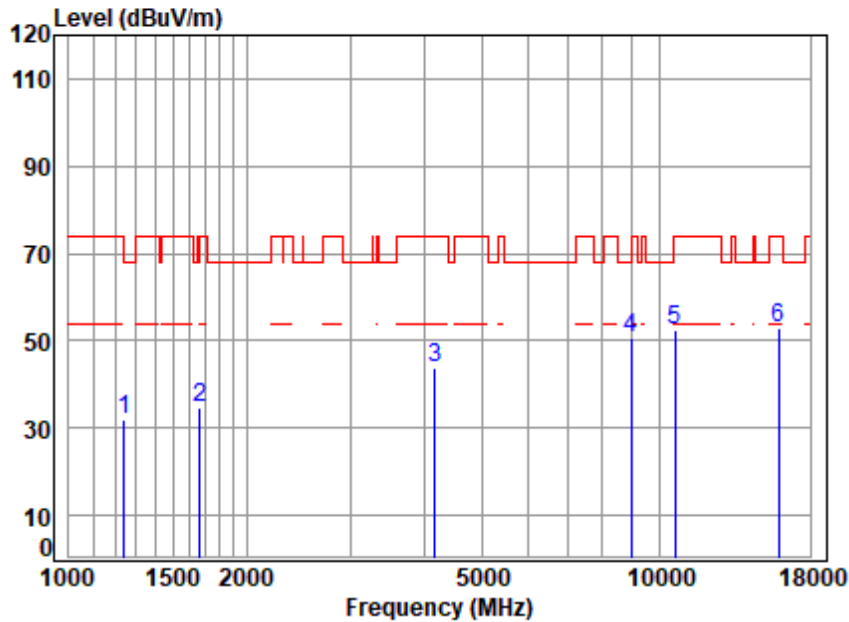


Site : chamber
Condition: 3m VERTICAL
Job No : 02381AT/02382AT
Mode : 5270 TX RSE
Note : 5G WIFI 11AC40

| | Freq | Cable Loss | Ant Factor | Preamp Factor | Read Level | Level | Limit Line | Over Limit | Remark |
|---|-----------|------------|------------|---------------|------------|--------|------------|------------|--------|
| | MHz | dB | dB/m | dB | dBuV | dBuV/m | dBuV/m | dB | |
| 1 | 1300.858 | 3.76 | 24.70 | 37.41 | 40.22 | 31.27 | 74.00 | -42.73 | peak |
| 2 | 1702.042 | 4.33 | 26.80 | 36.40 | 39.60 | 34.33 | 74.00 | -39.67 | peak |
| 3 | 4304.400 | 6.99 | 33.60 | 34.54 | 38.00 | 44.05 | 74.00 | -29.95 | peak |
| 4 | 8638.399 | 11.29 | 36.60 | 35.71 | 37.98 | 50.16 | 68.20 | -18.04 | peak |
| 5 | 10540.000 | 12.78 | 37.54 | 35.81 | 37.34 | 51.85 | 68.20 | -16.35 | peak |
| 6 | 15810.000 | 14.32 | 41.32 | 37.58 | 35.75 | 53.81 | 74.00 | -20.19 | peak |



Test Mode: 06; Polarity: Horizontal; Modulation:802.11ac; Bandwidth:40MHz; Channel:High

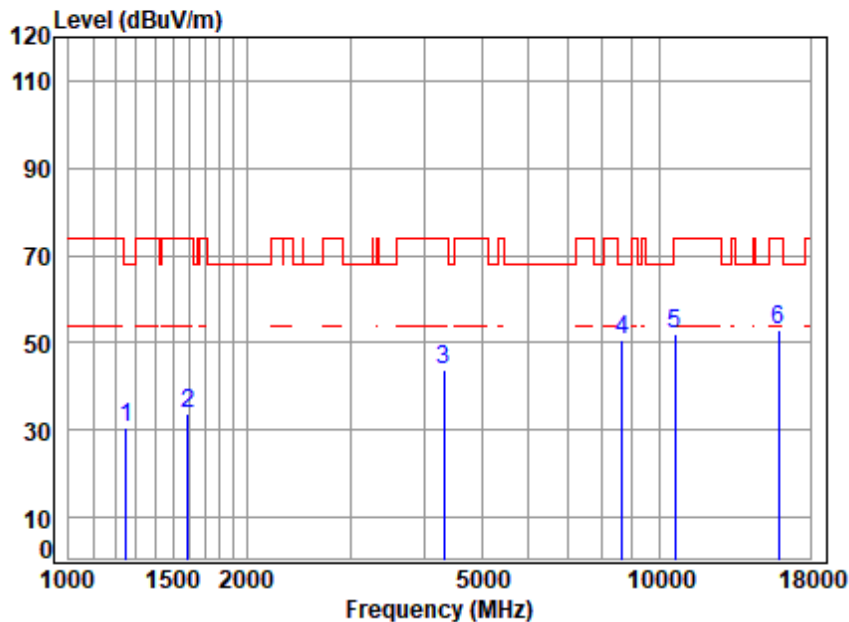


Site : chamber
 Condition: 3m HORIZONTAL
 Job No : 02381AT/02382AT
 Mode : 5310 TX RSE
 Note : 5G WIFI 11AC40

| | Freq | Cable Loss | Ant Factor | Preamp Factor | Read Level | Level | Limit Line | Over Limit | Remark |
|-----|-----------|------------|------------|---------------|------------|--------|------------|------------|--------|
| | MHz | dB | dB/m | dB | dBuV | dBuV/m | dBuV/m | dB | |
| 1 | 1242.068 | 3.66 | 24.48 | 37.58 | 41.27 | 31.83 | 68.20 | -36.37 | peak |
| 2 | 1667.951 | 4.29 | 26.74 | 36.47 | 39.94 | 34.50 | 74.00 | -39.50 | peak |
| 3 | 4169.698 | 6.90 | 33.22 | 34.45 | 38.20 | 43.87 | 74.00 | -30.13 | peak |
| 4 q | 8943.274 | 11.82 | 36.70 | 35.53 | 37.47 | 50.46 | 68.20 | -17.74 | peak |
| 5 | 10620.000 | 12.80 | 37.60 | 35.85 | 37.73 | 52.28 | 74.00 | -21.72 | peak |
| 6 | 15930.000 | 14.36 | 41.53 | 37.62 | 34.79 | 53.06 | 74.00 | -20.94 | peak |



Test Mode: 06; Polarity: Vertical; Modulation:802.11ac; Bandwidth:40MHz; Channel:High

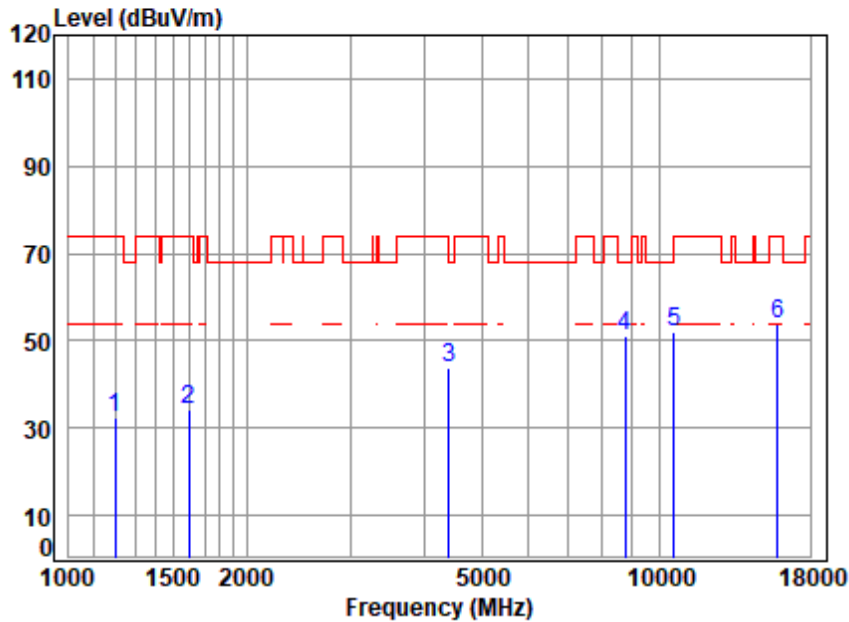


Site : chamber
Condition: 3m VERTICAL
Job No : 02381AT/02382AT
Mode : 5310 TX RSE
Note : 5G WIFI 11AC40

| | Freq | Cable Loss | Ant Factor | Preamp Factor | Read Level | Level | Limit Line | Over Limit | Remark |
|-----|-----------|------------|------------|---------------|------------|--------|------------|------------|--------|
| | MHz | dB | dB/m | dB | dBuV | dBuV/m | dBuV/m | dB | |
| 1 | 1252.885 | 3.67 | 24.51 | 37.55 | 39.98 | 30.61 | 68.20 | -37.59 | peak |
| 2 | 1592.571 | 4.19 | 26.41 | 36.65 | 39.87 | 33.82 | 74.00 | -40.18 | peak |
| 3 | 4316.859 | 7.00 | 33.60 | 34.55 | 37.95 | 44.00 | 74.00 | -30.00 | peak |
| 4 q | 8663.404 | 11.33 | 36.63 | 35.69 | 38.49 | 50.76 | 68.20 | -17.44 | peak |
| 5 | 10620.000 | 12.80 | 37.60 | 35.85 | 37.36 | 51.91 | 74.00 | -22.09 | peak |
| 6 | 15930.000 | 14.36 | 41.53 | 37.62 | 34.77 | 53.04 | 74.00 | -20.96 | peak |



Test Mode: 06; Polarity: Horizontal; Modulation:802.11ac; Bandwidth:80MHz; Channel:middle



Site : chamber
Condition: 3m HORIZONTAL
Job No : 02381AT/02382AT
Mode : 5290 TX RSE
Note : 5G WIFI 11AC80

| | | Cable | Ant | Preamp | Read | | Limit | Over | |
|---|-----------|-------|--------|--------|-------|--------|--------|--------|--------|
| | Freq | Loss | Factor | Factor | Level | Level | Line | Limit | Remark |
| | MHz | dB | dB/m | dB | dBuV | dBuV/m | dBuV/m | dB | |
| 1 | 1199.726 | 3.58 | 24.40 | 37.71 | 42.30 | 32.57 | 74.00 | -41.43 | peak |
| 2 | 1597.181 | 4.20 | 26.47 | 36.64 | 40.35 | 34.38 | 74.00 | -39.62 | peak |
| 3 | 4405.090 | 7.06 | 33.50 | 34.61 | 37.76 | 43.71 | 68.20 | -24.49 | peak |
| 4 | 8764.146 | 11.51 | 36.70 | 35.63 | 38.52 | 51.10 | 68.20 | -17.10 | peak |
| 5 | 10580.000 | 12.79 | 37.58 | 35.83 | 37.52 | 52.06 | 68.20 | -16.14 | peak |
| 6 | 15870.000 | 14.34 | 41.44 | 37.60 | 35.80 | 53.98 | 74.00 | -20.02 | peak |



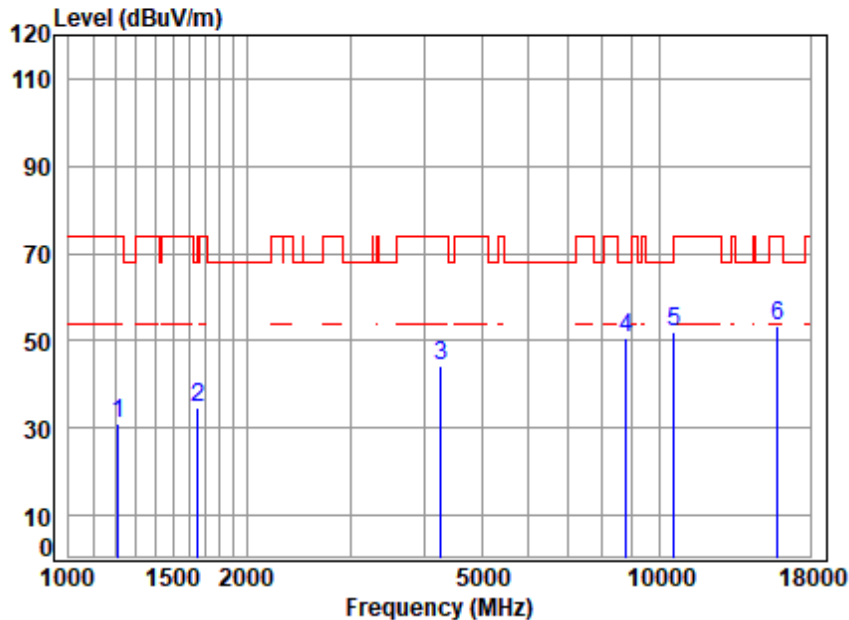
SGS-CSTC Standards Technical Services Co., Ltd. Shenzhen Branch

SZEMC-TRF-01 Rev. A/0 Aug01,2022

Report No.: SZCR230700238105

Page: 62 of 320

Test Mode: 06; Polarity: Vertical; Modulation:802.11ac; Bandwidth:80MHz; Channel:middle



Site : chamber
Condition: 3m VERTICAL
Job No : 02381AT/02382AT
Mode : 5290 TX RSE
Note : 5G WIFI 11AC80

| | | Cable | Ant | Preamp | Read | | Limit | Over | |
|---|-----------|-------|--------|--------|-------|--------|--------|--------|--------|
| | Freq | Loss | Factor | Factor | Level | Level | Line | Limit | Remark |
| | MHz | dB | dB/m | dB | dBuV | dBuV/m | dBuV/m | dB | |
| 1 | 1213.677 | 3.61 | 24.43 | 37.67 | 40.53 | 30.90 | 74.00 | -43.10 | peak |
| 2 | 1653.550 | 4.27 | 26.71 | 36.51 | 40.34 | 34.81 | 68.20 | -33.39 | peak |
| 3 | 4267.237 | 6.97 | 33.60 | 34.52 | 37.99 | 44.04 | 74.00 | -29.96 | peak |
| 4 | 8789.516 | 11.55 | 36.70 | 35.62 | 37.89 | 50.52 | 68.20 | -17.68 | peak |
| 5 | 10580.000 | 12.79 | 37.58 | 35.83 | 37.43 | 51.97 | 68.20 | -16.23 | peak |
| 6 | 15870.000 | 14.34 | 41.44 | 37.60 | 35.11 | 53.29 | 74.00 | -20.71 | peak |



SGS-CSTC Standards Technical Services Co., Ltd.
Shenzhen Branch

Unless otherwise agreed in writing, this document is issued by the Company subject to its General Conditions of Service printed overleaf, available on request or accessible at <https://www.sgs.com/en/Terms-and-Conditions>. Attention is drawn to the limitation of liability, indemnification and jurisdiction issues defined therein. Any holder of this document is advised that information contained hereon reflects the Company's findings at the time of its intervention only and within the limits of Client's instructions, if any. The Company's sole responsibility is to its Client and this document does not exonerate parties to a transaction from exercising all their rights and obligations under the transaction documents. This document cannot be reproduced except in full, without prior written approval of the Company. Any unauthorized alteration, forgery or falsification of the content or appearance of this document is unlawful and offenders may be prosecuted to the fullest extent of the law. Unless otherwise stated the results shown in this test report refer only to the sample(s) tested and such sample(s) are retained for 30 days only.

Attention: To check the authenticity of testing /inspection report & certificate, please contact us at telephone: (86-755) 8307 1443, or email: CN.Doccheck@sgs.com

No.1 Workshop, M-10, Middle Section, Science & Technology Park, Nanshan District, Shenzhen, Guangdong, China 518057 t (86-755) 26012053 f (86-755) 26710594 www.sgsgroup.com.cn
中国·广东·深圳市南山区科技园中区M-10栋1号厂房 邮编: 518057 t (86-755) 26012053 f (86-755) 26710594 sgs.china@sgs.com

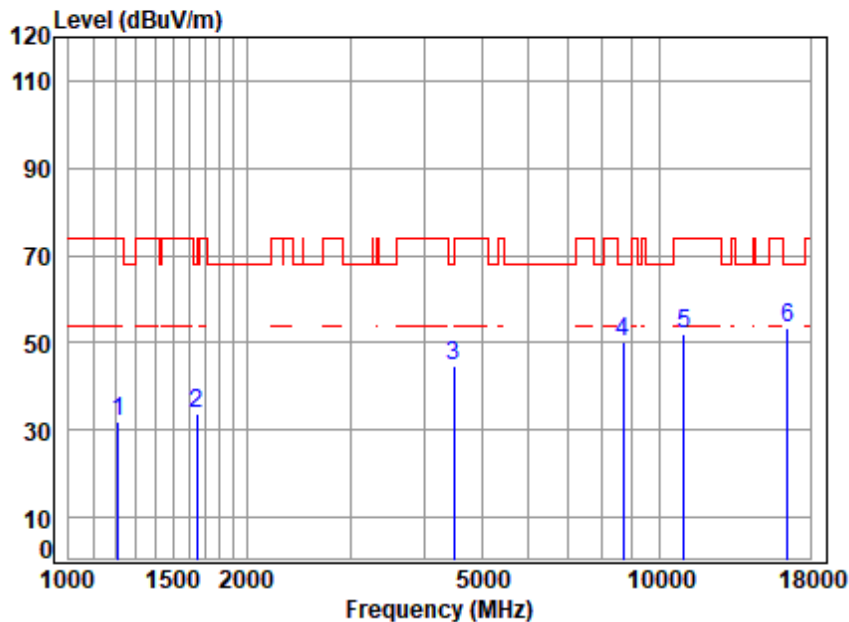
SGS-CSTC Standards Technical Services Co., Ltd. Shenzhen Branch

SZEMC-TRF-01 Rev. A/0 Aug01,2022

Report No.: SZCR230700238105

Page: 63 of 320

Test Mode: 07; Polarity: Horizontal; Modulation:802.11ac; Bandwidth:20MHz; Channel:Low



Site : chamber
Condition: 3m HORIZONTAL
Job No : 02381AT/02382AT
Mode : 5500 TX RSE
Note : 5G WIFI 11AC20

| | | Cable | Ant | Preamp | Read | | Limit | Over | |
|---|-----------|-------|--------|--------|-------|--------|--------|--------|--------|
| | Freq | Loss | Factor | Factor | Level | Level | Line | Limit | Remark |
| | MHz | dB | dB/m | dB | dBuV | dBuV/m | dBuV/m | dB | |
| 1 | 1210.174 | 3.60 | 24.42 | 37.68 | 41.50 | 31.84 | 74.00 | -42.16 | peak |
| 2 | 1648.778 | 4.26 | 26.70 | 36.52 | 39.36 | 33.80 | 68.20 | -34.40 | peak |
| 3 | 4495.125 | 7.12 | 33.50 | 34.67 | 38.98 | 44.93 | 68.20 | -23.27 | peak |
| 4 | 8688.480 | 11.38 | 36.68 | 35.68 | 37.99 | 50.37 | 68.20 | -17.83 | peak |
| 5 | 11000.000 | 12.90 | 37.70 | 36.00 | 37.48 | 52.08 | 74.00 | -21.92 | peak |
| 6 | 16500.000 | 14.47 | 42.40 | 37.56 | 34.27 | 53.58 | 68.20 | -14.62 | peak |



SGS-CSTC Standards Technical Services Co., Ltd.
Shenzhen Branch

Unless otherwise agreed in writing, this document is issued by the Company subject to its General Conditions of Service printed overleaf, available on request or accessible at <https://www.sgs.com/en/Terms-and-Conditions>. Attention is drawn to the limitation of liability, indemnification and jurisdiction issues defined therein. Any holder of this document is advised that information contained hereon reflects the Company's findings at the time of its intervention only and within the limits of Client's instructions, if any. The Company's sole responsibility is to its Client and this document does not exonerate parties to a transaction from exercising all their rights and obligations under the transaction documents. This document cannot be reproduced except in full, without prior written approval of the Company. Any unauthorized alteration, forgery or falsification of the content or appearance of this document is unlawful and offenders may be prosecuted to the fullest extent of the law. Unless otherwise stated the results shown in this test report refer only to the sample(s) tested and such sample(s) are retained for 30 days only.

Attention: To check the authenticity of testing /inspection report & certificate, please contact us at telephone: (86-755) 8307 1443, or email: CN.Doccheck@sgs.com

No.1 Workshop, M-10, Middle Section, Science & Technology Park, Nanshan District, Shenzhen, Guangdong, China 518057 t (86-755) 26012053 f (86-755) 26710594 www.sgsgroup.com.cn
中国·广东·深圳市南山区科技园中区M-10栋1号厂房 邮编: 518057 t (86-755) 26012053 f (86-755) 26710594 sgs.china@sgs.com

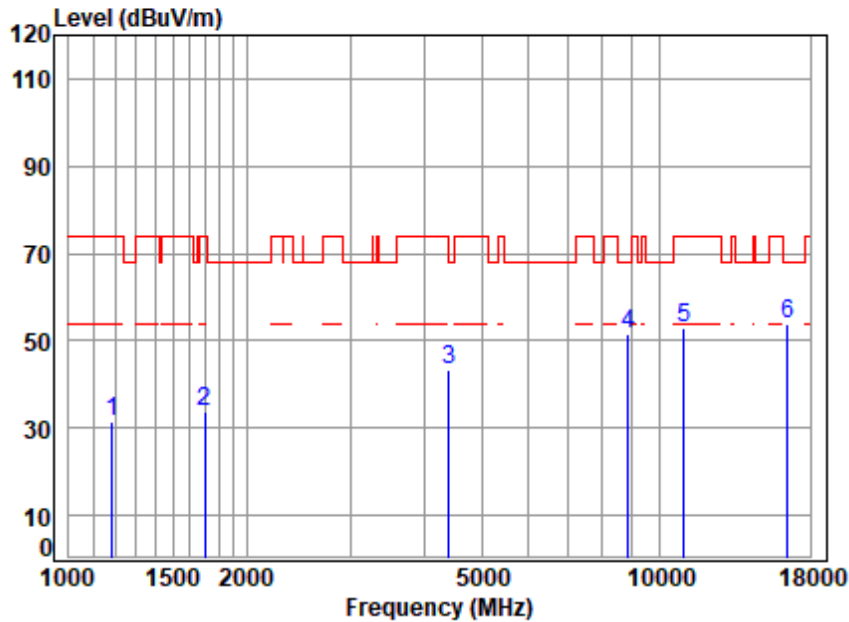
SGS-CSTC Standards Technical Services Co., Ltd. Shenzhen Branch

SZEMC-TRF-01 Rev. A/0 Aug01,2022

Report No.: SZCR230700238105

Page: 64 of 320

Test Mode: 07; Polarity: Vertical; Modulation:802.11ac; Bandwidth:20MHz; Channel:Low



Site : chamber
Condition: 3m VERTICAL
Job No : 02381AT/02382AT
Mode : 5500 TX RSE
Note : 5G WIFI 11AC20

| | | Cable | Ant | Preamp | Read | | Limit | Over | |
|---|------------|-------|--------|--------|-------|--------|--------|--------|--------|
| | Freq | Loss | Factor | Factor | Level | Level | Line | Limit | Remark |
| | MHz | dB | dB/m | dB | dBuV | dBuV/m | dBuV/m | dB | |
| 1 | 1182.513 | 3.55 | 24.33 | 37.77 | 41.58 | 31.69 | 74.00 | -42.31 | peak |
| 2 | 1702.042 | 4.33 | 26.80 | 36.40 | 38.93 | 33.66 | 74.00 | -40.34 | peak |
| 3 | 4405.090 | 7.06 | 33.50 | 34.61 | 37.54 | 43.49 | 68.20 | -24.71 | peak |
| 4 | 8866.062 | 11.69 | 36.70 | 35.58 | 38.58 | 51.39 | 68.20 | -16.81 | peak |
| 5 | 11000.000 | 12.90 | 37.70 | 36.00 | 38.18 | 52.78 | 74.00 | -21.22 | peak |
| 6 | q16500.000 | 14.47 | 42.40 | 37.56 | 34.42 | 53.73 | 68.20 | -14.47 | peak |



SGS-CSTC Standards Technical Services Co., Ltd.
Shenzhen Branch

Unless otherwise agreed in writing, this document is issued by the Company subject to its General Conditions of Service printed overleaf, available on request or accessible at <https://www.sgs.com/en/Terms-and-Conditions>. Attention is drawn to the limitation of liability, indemnification and jurisdiction issues defined therein. Any holder of this document is advised that information contained hereon reflects the Company's findings at the time of its intervention only and within the limits of Client's instructions, if any. The Company's sole responsibility is to its Client and this document does not exonerate parties to a transaction from exercising all their rights and obligations under the transaction documents. This document cannot be reproduced except in full, without prior written approval of the Company. Any unauthorized alteration, forgery or falsification of the content or appearance of this document is unlawful and offenders may be prosecuted to the fullest extent of the law. Unless otherwise stated the results shown in this test report refer only to the sample(s) tested and such sample(s) are retained for 30 days only.

Attention: To check the authenticity of testing /inspection report & certificate, please contact us at telephone: (86-755) 8307 1443, or email: CN.Doccheck@sgs.com

No.1 Workshop, M-10, Middle Section, Science & Technology Park, Nanshan District, Shenzhen, Guangdong, China 518057 t (86-755) 26012053 f (86-755) 26710594 www.sgsgroup.com.cn
中国·广东·深圳市南山区科技园中区M-10栋1号厂房 邮编: 518057 t (86-755) 26012053 f (86-755) 26710594 sgs.china@sgs.com

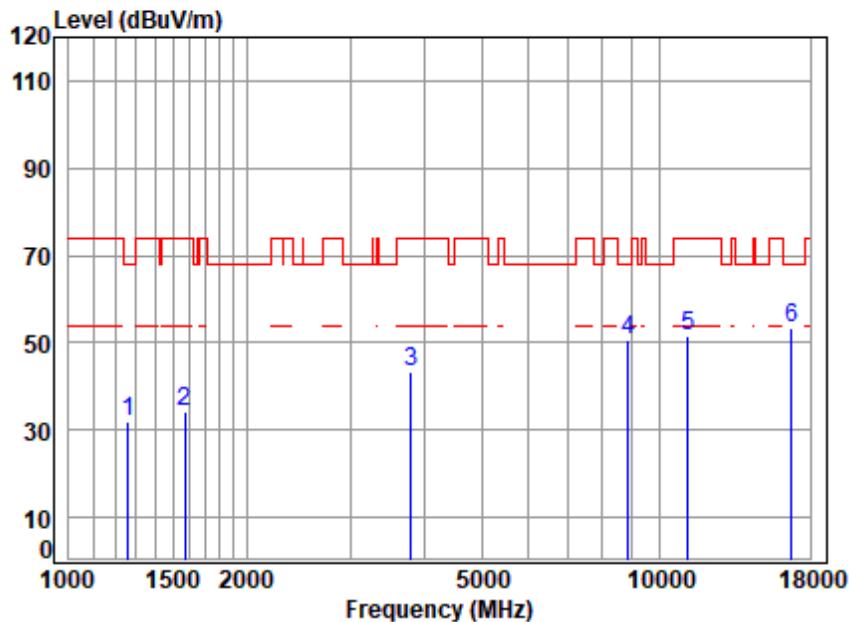
SGS-CSTC Standards Technical Services Co., Ltd. Shenzhen Branch

SZEMC-TRF-01 Rev. A/0 Aug01,2022

Report No.: SZCR230700238105

Page: 65 of 320

Test Mode: 07; Polarity: Horizontal; Modulation:802.11ac; Bandwidth:20MHz; Channel:middle



Site : chamber
Condition: 3m HORIZONTAL
Job No : 02381AT/02382AT
Mode : 5580 TX RSE
Note : 5G WIFI 11AC20

| | | Cable | Ant | Preamp | Read | | Limit | Over | |
|---|------------|-------|--------|--------|-------|--------|--------|--------|--------|
| | Freq | Loss | Factor | Factor | Level | Level | Line | Limit | Remark |
| | MHz | dB | dB/m | dB | dBuV | dBuV/m | dBuV/m | dB | |
| 1 | 1260.149 | 3.69 | 24.54 | 37.53 | 41.39 | 32.09 | 68.20 | -36.11 | peak |
| 2 | 1574.265 | 4.17 | 26.19 | 36.69 | 40.50 | 34.17 | 74.00 | -39.83 | peak |
| 3 | 3801.333 | 6.57 | 32.80 | 34.53 | 38.65 | 43.49 | 74.00 | -30.51 | peak |
| 4 | 8840.473 | 11.64 | 36.70 | 35.59 | 37.93 | 50.68 | 68.20 | -17.52 | peak |
| 5 | 11160.000 | 12.93 | 37.80 | 36.10 | 36.79 | 51.42 | 74.00 | -22.58 | peak |
| 6 | q16740.000 | 14.51 | 42.80 | 37.52 | 33.51 | 53.30 | 68.20 | -14.90 | peak |



SGS-CSTC Standards Technical Services Co., Ltd.
Shenzhen Branch

Unless otherwise agreed in writing, this document is issued by the Company subject to its General Conditions of Service printed overleaf, available on request or accessible at <https://www.sgs.com/en/Terms-and-Conditions>. Attention is drawn to the limitation of liability, indemnification and jurisdiction issues defined therein. Any holder of this document is advised that information contained hereon reflects the Company's findings at the time of its intervention only and within the limits of Client's instructions, if any. The Company's sole responsibility is to its Client and this document does not exonerate parties to a transaction from exercising all their rights and obligations under the transaction documents. This document cannot be reproduced except in full, without prior written approval of the Company. Any unauthorized alteration, forgery or falsification of the content or appearance of this document is unlawful and offenders may be prosecuted to the fullest extent of the law. Unless otherwise stated the results shown in this test report refer only to the sample(s) tested and such sample(s) are retained for 30 days only.

Attention: To check the authenticity of testing /inspection report & certificate, please contact us at telephone: (86-755) 8307 1443, or email: CN.Doccheck@sgs.com

No.1 Workshop, M-10, Middle Section, Science & Technology Park, Nanshan District, Shenzhen, Guangdong, China 518057 t (86-755) 26012053 f (86-755) 26710594 www.sgs.com.cn
中国·广东·深圳市南山区科技园中区M-10栋1号厂房 邮编: 518057 t (86-755) 26012053 f (86-755) 26710594 sgs.china@sgs.com

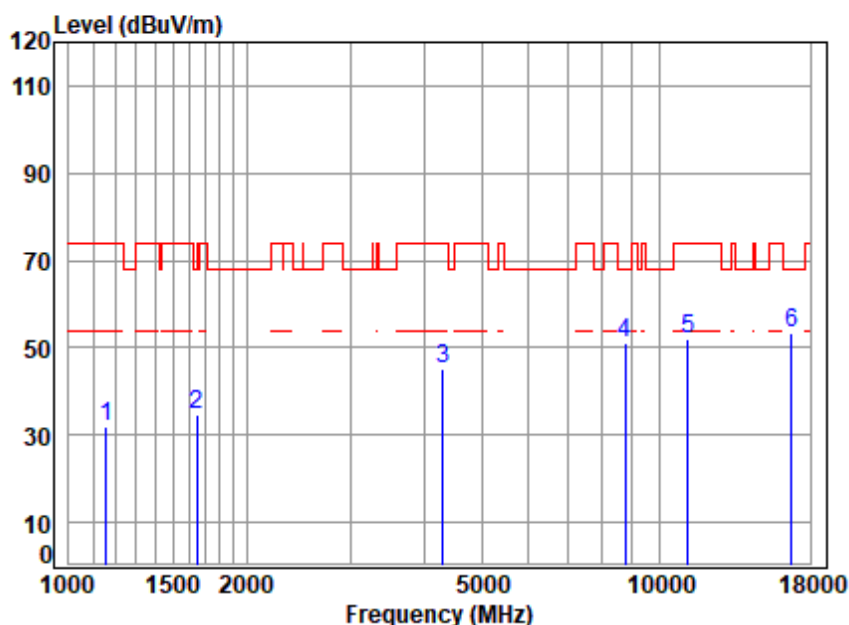
SGS-CSTC Standards Technical Services Co., Ltd. Shenzhen Branch

SZEMC-TRF-01 Rev. A/0 Aug01,2022

Report No.: SZCR230700238105

Page: 66 of 320

Test Mode: 07; Polarity: Vertical; Modulation:802.11ac; Bandwidth:20MHz; Channel:middle



Site : chamber
Condition: 3m VERTICAL
Job No : 02381AT/02382AT
Mode : 5580 TX RSE
Note : 5G WIFI 11AC20

| | Freq | Cable Loss | Ant Factor | Preamp Factor | Read Level | Level | Limit Line | Over Limit | Remark |
|---|-----------|------------|------------|---------------|------------|--------|------------|------------|--------|
| | MHz | dB | dB/m | dB | dBuV | dBuV/m | dBuV/m | dB | |
| 1 | 1155.483 | 3.50 | 24.22 | 37.86 | 42.29 | 32.15 | 74.00 | -41.85 | peak |
| 2 | 1648.778 | 4.26 | 26.70 | 36.52 | 40.41 | 34.85 | 68.20 | -33.35 | peak |
| 3 | 4304.400 | 6.99 | 33.60 | 34.54 | 39.01 | 45.06 | 74.00 | -28.94 | peak |
| 4 | 8738.852 | 11.47 | 36.70 | 35.65 | 38.37 | 50.89 | 68.20 | -17.31 | peak |
| 5 | 11160.000 | 12.93 | 37.80 | 36.10 | 37.24 | 51.87 | 74.00 | -22.13 | peak |
| 6 | 16740.000 | 14.51 | 42.80 | 37.52 | 33.64 | 53.43 | 68.20 | -14.77 | peak |



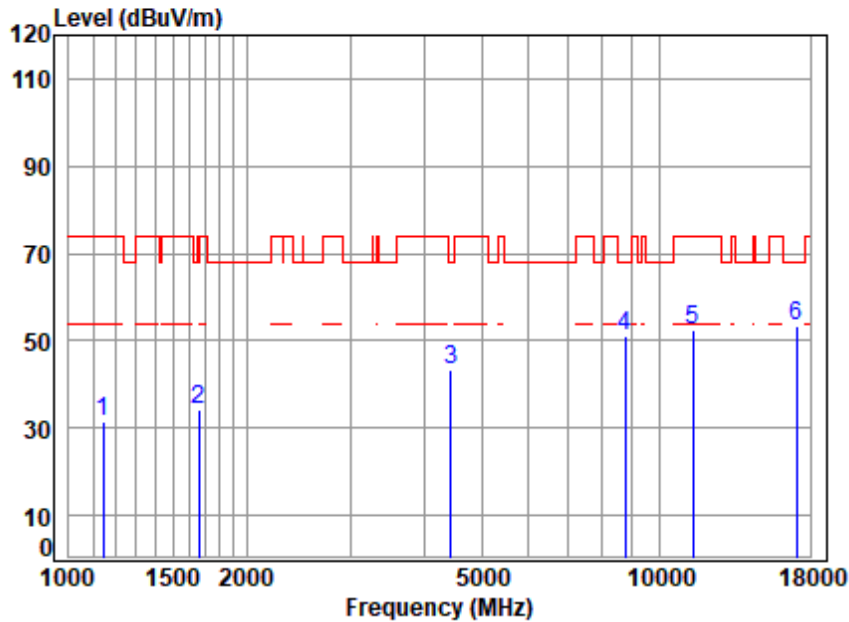
SGS-CSTC Standards Technical Services Co., Ltd.
Shenzhen Branch

Unless otherwise agreed in writing, this document is issued by the Company subject to its General Conditions of Service printed overleaf, available on request or accessible at <https://www.sgs.com/en/Terms-and-Conditions>. Attention is drawn to the limitation of liability, indemnification and jurisdiction issues defined therein. Any holder of this document is advised that information contained hereon reflects the Company's findings at the time of its intervention only and within the limits of Client's instructions, if any. The Company's sole responsibility is to its Client and this document does not exonerate parties to a transaction from exercising all their rights and obligations under the transaction documents. This document cannot be reproduced except in full, without prior written approval of the Company. Any unauthorized alteration, forgery or falsification of the content or appearance of this document is unlawful and offenders may be prosecuted to the fullest extent of the law. Unless otherwise stated the results shown in this test report refer only to the sample(s) tested and such sample(s) are retained for 30 days only.

Attention: To check the authenticity of testing /inspection report & certificate, please contact us at telephone: (86-755) 8307 1443, or email: CN.Doccheck@sgs.com

No.1 Workshop, M-10, Middle Section, Science & Technology Park, Nanshan District, Shenzhen, Guangdong, China 518057 t (86-755) 26012053 f (86-755) 26710594 www.sgs.com.cn
中国·广东·深圳市南山区科技园中区M-10栋1号厂房 邮编: 518057 t (86-755) 26012053 f (86-755) 26710594 sgs.china@sgs.com

Test Mode: 07; Polarity: Horizontal; Modulation:802.11ac; Bandwidth:20MHz; Channel:High



Site : chamber
 Condition: 3m HORIZONTAL
 Job No : 02381AT/02382AT
 Mode : 5700 TX RSE
 Note : 5G WIFI 11AC20

| | Freq | Cable Loss | Ant Factor | Preamp Factor | Read Level | Level | Limit Line | Over Limit | Remark |
|---|-----------|------------|------------|---------------|------------|--------|------------|------------|--------|
| | MHz | dB | dB/m | dB | dBuV | dBuV/m | dBuV/m | dB | |
| 1 | 1142.201 | 3.48 | 24.17 | 37.90 | 41.62 | 31.37 | 74.00 | -42.63 | peak |
| 2 | 1658.337 | 4.28 | 26.72 | 36.50 | 39.55 | 34.05 | 68.20 | -34.15 | peak |
| 3 | 4430.628 | 7.08 | 33.50 | 34.63 | 37.52 | 43.47 | 68.20 | -24.73 | peak |
| 4 | 8738.852 | 11.47 | 36.70 | 35.65 | 38.49 | 51.01 | 68.20 | -17.19 | peak |
| 5 | 11400.000 | 12.98 | 37.90 | 36.24 | 37.98 | 52.62 | 74.00 | -21.38 | peak |
| 6 | 17100.000 | 14.62 | 43.10 | 37.47 | 32.93 | 53.18 | 68.20 | -15.02 | peak |



Unless otherwise agreed in writing, this document is issued by the Company subject to its General Conditions of Service printed overleaf, available on request or accessible at <https://www.sgs.com/en/Terms-and-Conditions>. Attention is drawn to the limitation of liability, indemnification and jurisdiction issues defined therein. Any holder of this document is advised that information contained hereon reflects the Company's findings at the time of its intervention only and within the limits of Client's instructions, if any. The Company's sole responsibility is to its Client and this document does not exonerate parties to a transaction from exercising all their rights and obligations under the transaction documents. This document cannot be reproduced except in full, without prior written approval of the Company. Any unauthorized alteration, forgery or falsification of the content or appearance of this document is unlawful and offenders may be prosecuted to the fullest extent of the law. Unless otherwise stated the results shown in this test report refer only to the sample(s) tested and such sample(s) are retained for 30 days only.

Attention: To check the authenticity of testing /inspection report & certificate, please contact us at telephone: (86-755) 8307 1443, or email: CN.Doccheck@sgs.com

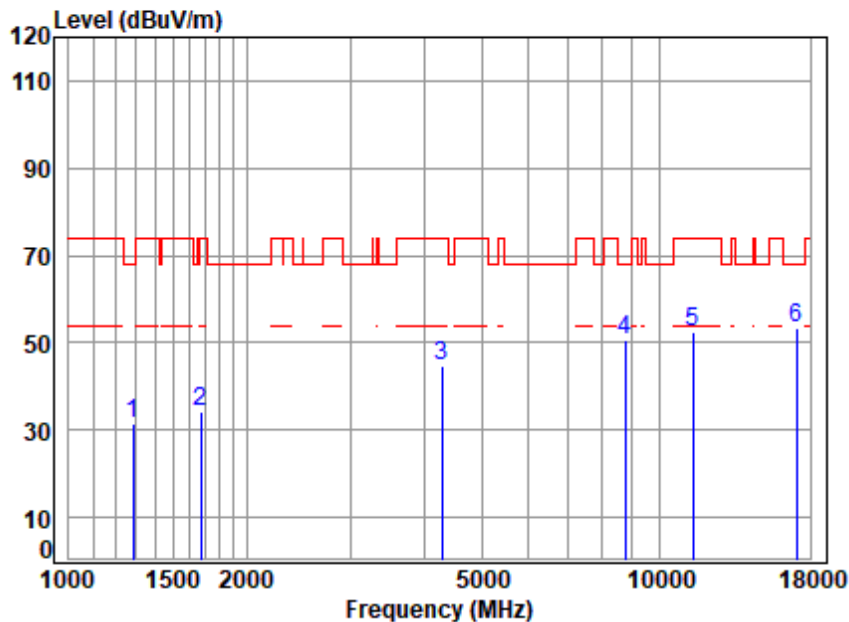
SGS-CSTC Standards Technical Services Co., Ltd. Shenzhen Branch

SZEMC-TRF-01 Rev. A/0 Aug01,2022

Report No.: SZCR230700238105

Page: 68 of 320

Test Mode: 07; Polarity: Vertical; Modulation:802.11ac; Bandwidth:20MHz; Channel:High



Site : chamber
Condition: 3m VERTICAL
Job No : 02381AT/02382AT
Mode : 5700 TX RSE
Note : 5G WIFI 11AC20

| | Freq | Cable Loss | Ant Factor | Preamp Factor | Read Level | Level | Limit Line | Over Limit | Remark |
|---|-----------|------------|------------|---------------|------------|--------|------------|------------|--------|
| | MHz | dB | dB/m | dB | dBuV | dBuV/m | dBuV/m | dB | |
| 1 | 1285.904 | 3.73 | 24.64 | 37.45 | 40.48 | 31.40 | 68.20 | -36.80 | peak |
| 2 | 1672.779 | 4.30 | 26.75 | 36.46 | 39.46 | 34.05 | 74.00 | -39.95 | peak |
| 3 | 4291.977 | 6.99 | 33.60 | 34.54 | 38.51 | 44.56 | 74.00 | -29.44 | peak |
| 4 | 8738.852 | 11.47 | 36.70 | 35.65 | 37.98 | 50.50 | 68.20 | -17.70 | peak |
| 5 | 11400.000 | 12.98 | 37.90 | 36.24 | 37.89 | 52.53 | 74.00 | -21.47 | peak |
| 6 | 17100.000 | 14.62 | 43.10 | 37.47 | 33.07 | 53.32 | 68.20 | -14.88 | peak |



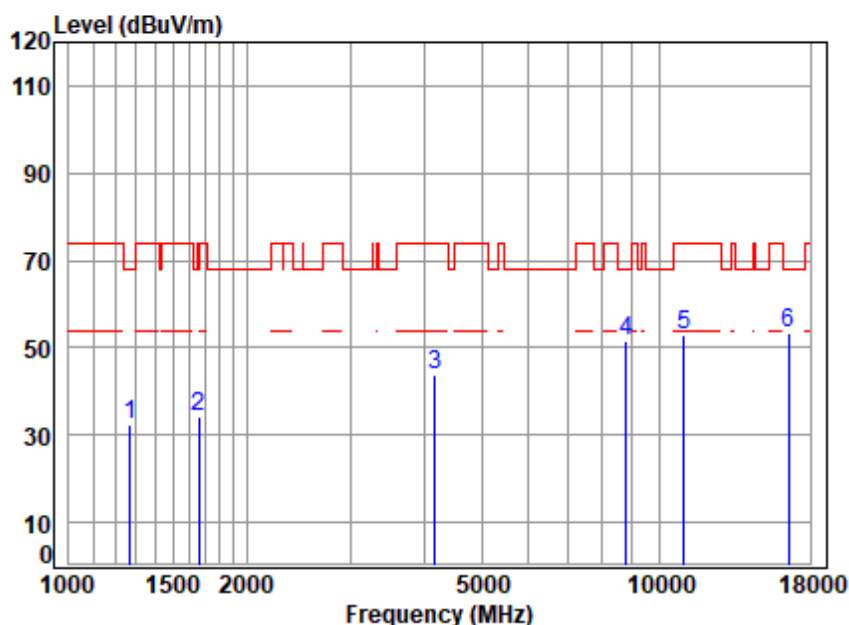
SGS-CSTC Standards Technical Services Co., Ltd.
Shenzhen Branch

Unless otherwise agreed in writing, this document is issued by the Company subject to its General Conditions of Service printed overleaf, available on request or accessible at <https://www.sgs.com/en/Terms-and-Conditions>. Attention is drawn to the limitation of liability, indemnification and jurisdiction issues defined therein. Any holder of this document is advised that information contained hereon reflects the Company's findings at the time of its intervention only and within the limits of Client's instructions, if any. The Company's sole responsibility is to its Client and this document does not exonerate parties to a transaction from exercising all their rights and obligations under the transaction documents. This document cannot be reproduced except in full, without prior written approval of the Company. Any unauthorized alteration, forgery or falsification of the content or appearance of this document is unlawful and offenders may be prosecuted to the fullest extent of the law. Unless otherwise stated the results shown in this test report refer only to the sample(s) tested and such sample(s) are retained for 30 days only.

Attention: To check the authenticity of testing /inspection report & certificate, please contact us at telephone: (86-755) 8307 1443, or email: CN.Doccheck@sgs.com

No.1 Workshop, M-10, Middle Section, Science & Technology Park, Nanshan District, Shenzhen, Guangdong, China 518057 t (86-755) 26012053 f (86-755) 26710594 www.sgs.com.cn
中国·广东·深圳市南山区科技园中区M-10栋1号厂房 邮编: 518057 t (86-755) 26012053 f (86-755) 26710594 sgs.china@sgs.com

Test Mode: 07; Polarity: Horizontal; Modulation:802.11ac; Bandwidth:40MHz; Channel:Low



Site : chamber
Condition: 3m HORIZONTAL
Job No : 02381AT/02382AT
Mode : 5510 TX RSE
Note : 5G WIFI 11AC40

| | | Cable | Ant | Preamp | Read | | Limit | Over | |
|---|-----------|-------|--------|--------|-------|--------|--------|--------|--------|
| | Freq | Loss | Factor | Factor | Level | Level | Line | Limit | Remark |
| | MHz | dB | dB/m | dB | dBuV | dBuV/m | dBuV/m | dB | |
| 1 | 1271.123 | 3.71 | 24.59 | 37.50 | 41.44 | 32.24 | 68.20 | -35.96 | peak |
| 2 | 1663.137 | 4.28 | 26.73 | 36.48 | 39.59 | 34.12 | 74.00 | -39.88 | peak |
| 3 | 4169.698 | 6.90 | 33.22 | 34.45 | 38.15 | 43.82 | 74.00 | -30.18 | peak |
| 4 | 8789.516 | 11.55 | 36.70 | 35.62 | 38.77 | 51.40 | 68.20 | -16.80 | peak |
| 5 | 11020.000 | 12.90 | 37.72 | 36.01 | 38.17 | 52.78 | 74.00 | -21.22 | peak |
| 6 | 16530.000 | 14.48 | 42.43 | 37.56 | 34.21 | 53.56 | 68.20 | -14.64 | peak |



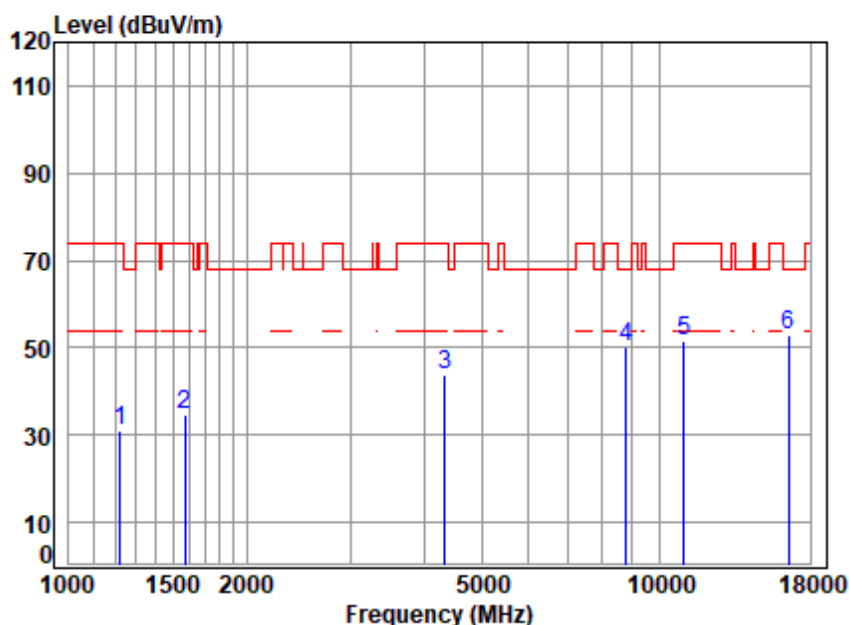
SGS-CSTC Standards Technical Services Co., Ltd. Shenzhen Branch

SZEMC-TRF-01 Rev. A/0 Aug01,2022

Report No.: SZCR230700238105

Page: 70 of 320

Test Mode: 07; Polarity: Vertical; Modulation:802.11ac; Bandwidth:40MHz; Channel:Low



Site : chamber
Condition: 3m VERTICAL
Job No : 02381AT/02382AT
Mode : 5510 TX RSE
Note : 5G WIFI 11AC40

| | Freq | Cable Loss | Ant Factor | Preamp Factor | Read Level | Level | Limit Line | Over Limit | Remark |
|---|-----------|------------|------------|---------------|------------|--------|------------|------------|--------|
| | MHz | dB | dB/m | dB | dBuV | dBuV/m | dBuV/m | dB | |
| 1 | 1220.714 | 3.62 | 24.44 | 37.65 | 40.81 | 31.22 | 74.00 | -42.78 | peak |
| 2 | 1574.265 | 4.17 | 26.19 | 36.69 | 40.84 | 34.51 | 74.00 | -39.49 | peak |
| 3 | 4329.354 | 7.01 | 33.60 | 34.56 | 37.65 | 43.70 | 74.00 | -30.30 | peak |
| 4 | 8789.516 | 11.55 | 36.70 | 35.62 | 37.61 | 50.24 | 68.20 | -17.96 | peak |
| 5 | 11020.000 | 12.90 | 37.72 | 36.01 | 36.97 | 51.58 | 74.00 | -22.42 | peak |
| 6 | 16530.000 | 14.48 | 42.43 | 37.56 | 33.79 | 53.14 | 68.20 | -15.06 | peak |



SGS-CSTC Standards Technical Services Co., Ltd.
Shenzhen Branch

Unless otherwise agreed in writing, this document is issued by the Company subject to its General Conditions of Service printed overleaf, available on request or accessible at <https://www.sgs.com/en/Terms-and-Conditions>. Attention is drawn to the limitation of liability, indemnification and jurisdiction issues defined therein. Any holder of this document is advised that information contained hereon reflects the Company's findings at the time of its intervention only and within the limits of Client's instructions, if any. The Company's sole responsibility is to its Client and this document does not exonerate parties to a transaction from exercising all their rights and obligations under the transaction documents. This document cannot be reproduced except in full, without prior written approval of the Company. Any unauthorized alteration, forgery or falsification of the content or appearance of this document is unlawful and offenders may be prosecuted to the fullest extent of the law. Unless otherwise stated the results shown in this test report refer only to the sample(s) tested and such sample(s) are retained for 30 days only.

Attention: To check the authenticity of testing /inspection report & certificate, please contact us at telephone: (86-755) 8307 1443, or email: CN.Doccheck@sgs.com

No.1 Workshop, M-10, Middle Section, Science & Technology Park, Nanshan District, Shenzhen, Guangdong, China 518057 t (86-755) 26012053 f (86-755) 26710594 www.sgs.com.cn
中国·广东·深圳市南山区科技园中区M-10栋1号厂房 邮编: 518057 t (86-755) 26012053 f (86-755) 26710594 sgs.china@sgs.com

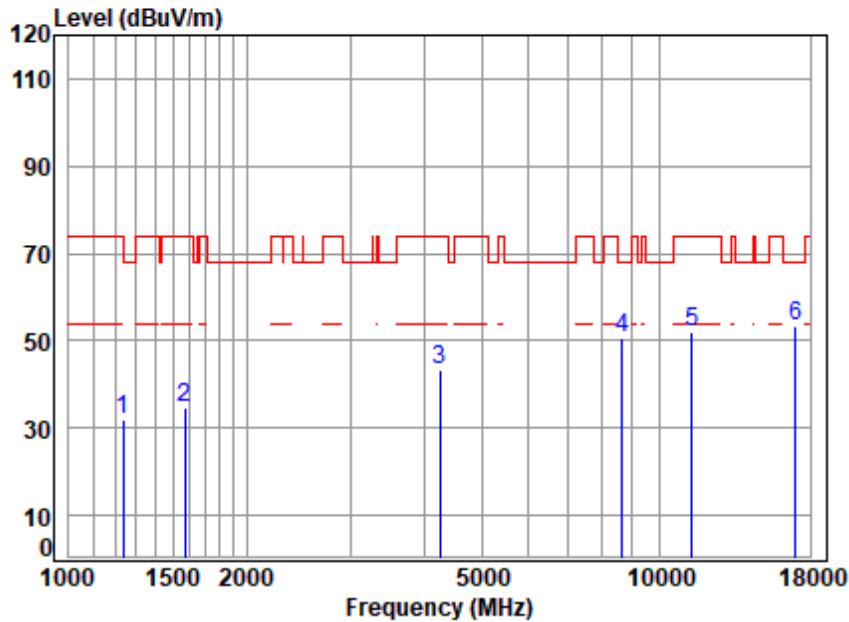
SGS-CSTC Standards Technical Services Co., Ltd. Shenzhen Branch

SZEMC-TRF-01 Rev. A/0 Aug01,2022

Report No.: SZCR230700238105

Page: 71 of 320

Test Mode: 07; Polarity: Horizontal; Modulation:802.11ac; Bandwidth:40MHz; Channel:High



Site : chamber
Condition: 3m HORIZONTAL
Job No : 02381AT/02382AT
Mode : 5670 TX RSE
Note : 5G WIFI 11AC40

| | Freq | Cable Loss | Ant Factor | Preamp Factor | Read Level | Level | Limit Line | Over Limit | Remark |
|---|------------|------------|------------|---------------|------------|--------|------------|------------|--------|
| | MHz | dB | dB/m | dB | dBuV | dBuV/m | dBuV/m | dB | |
| 1 | 1238.483 | 3.65 | 24.48 | 37.59 | 41.18 | 31.72 | 74.00 | -42.28 | peak |
| 2 | 1574.265 | 4.17 | 26.19 | 36.69 | 40.88 | 34.55 | 74.00 | -39.45 | peak |
| 3 | 4254.921 | 6.96 | 33.60 | 34.51 | 37.33 | 43.38 | 74.00 | -30.62 | peak |
| 4 | 8638.399 | 11.29 | 36.60 | 35.71 | 38.32 | 50.50 | 68.20 | -17.70 | peak |
| 5 | 11340.000 | 12.97 | 37.84 | 36.20 | 37.31 | 51.92 | 74.00 | -22.08 | peak |
| 6 | q17010.000 | 14.57 | 42.92 | 37.48 | 33.20 | 53.21 | 68.20 | -14.99 | peak |



SGS-CSTC Standards Technical Services Co., Ltd.
Shenzhen Branch

Unless otherwise agreed in writing, this document is issued by the Company subject to its General Conditions of Service printed overleaf, available on request or accessible at <https://www.sgs.com/en/Terms-and-Conditions>. Attention is drawn to the limitation of liability, indemnification and jurisdiction issues defined therein. Any holder of this document is advised that information contained hereon reflects the Company's findings at the time of its intervention only and within the limits of Client's instructions, if any. The Company's sole responsibility is to its Client and this document does not exonerate parties to a transaction from exercising all their rights and obligations under the transaction documents. This document cannot be reproduced except in full, without prior written approval of the Company. Any unauthorized alteration, forgery or falsification of the content or appearance of this document is unlawful and offenders may be prosecuted to the fullest extent of the law. Unless otherwise stated the results shown in this test report refer only to the sample(s) tested and such sample(s) are retained for 30 days only.

Attention: To check the authenticity of testing /inspection report & certificate, please contact us at telephone: (86-755) 8307 1443, or email: CN.Doccheck@sgs.com

No.1 Workshop, M-10, Middle Section, Science & Technology Park, Nanshan District, Shenzhen, Guangdong, China 518057 t (86-755) 26012053 f (86-755) 26710594 www.sgs.com.cn
中国·广东·深圳市南山区科技园中区M-10栋1号厂房 邮编: 518057 t (86-755) 26012053 f (86-755) 26710594 sgs.china@sgs.com

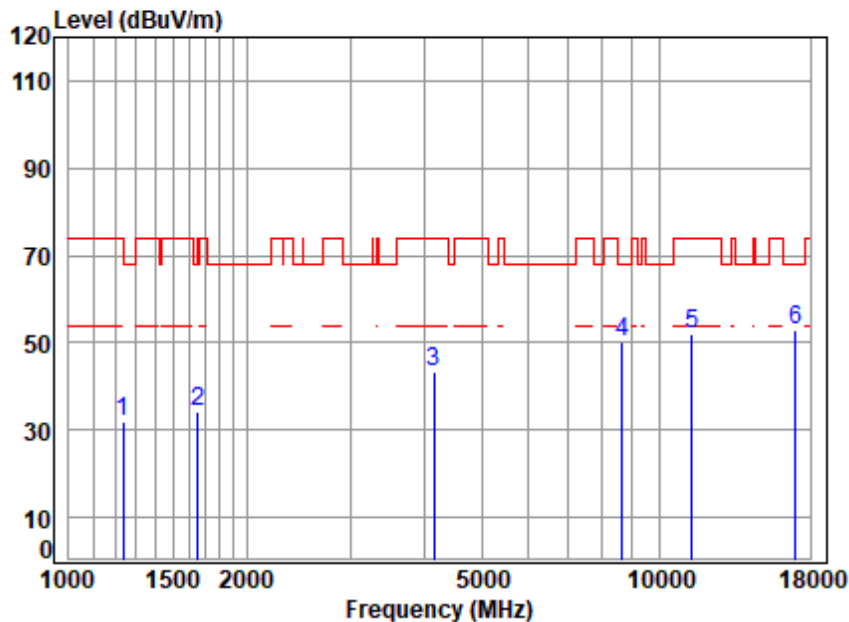
SGS-CSTC Standards Technical Services Co., Ltd. Shenzhen Branch

SZEMC-TRF-01 Rev. A/0 Aug01,2022

Report No.: SZCR230700238105

Page: 72 of 320

Test Mode: 07; Polarity: Vertical; Modulation:802.11ac; Bandwidth:40MHz; Channel:High



Site : chamber
Condition: 3m VERTICAL
Job No : 02381AT/02382AT
Mode : 5670 TX RSE
Note : 5G WIFI 11AC40

| | | Cable | Ant | Preamp | Read | | Limit | Over | |
|---|------------|-------|--------|--------|-------|--------|--------|--------|--------|
| | Freq | Loss | Factor | Factor | Level | Level | Line | Limit | Remark |
| | MHz | dB | dB/m | dB | dBuV | dBuV/m | dBuV/m | dB | |
| 1 | 1234.909 | 3.64 | 24.47 | 37.61 | 41.40 | 31.90 | 74.00 | -42.10 | peak |
| 2 | 1653.550 | 4.27 | 26.71 | 36.51 | 39.52 | 33.99 | 68.20 | -34.21 | peak |
| 3 | 4157.664 | 6.89 | 33.15 | 34.44 | 37.96 | 43.56 | 74.00 | -30.44 | peak |
| 4 | 8638.399 | 11.29 | 36.60 | 35.71 | 38.20 | 50.38 | 68.20 | -17.82 | peak |
| 5 | 11340.000 | 12.97 | 37.84 | 36.20 | 37.25 | 51.86 | 74.00 | -22.14 | peak |
| 6 | q17010.000 | 14.57 | 42.92 | 37.48 | 32.92 | 52.93 | 68.20 | -15.27 | peak |



SGS-CSTC Standards Technical Services Co., Ltd.
Shenzhen Branch

Unless otherwise agreed in writing, this document is issued by the Company subject to its General Conditions of Service printed overleaf, available on request or accessible at <https://www.sgs.com/en/Terms-and-Conditions>. Attention is drawn to the limitation of liability, indemnification and jurisdiction issues defined therein. Any holder of this document is advised that information contained hereon reflects the Company's findings at the time of its intervention only and within the limits of Client's instructions, if any. The Company's sole responsibility is to its Client and this document does not exonerate parties to a transaction from exercising all their rights and obligations under the transaction documents. This document cannot be reproduced except in full, without prior written approval of the Company. Any unauthorized alteration, forgery or falsification of the content or appearance of this document is unlawful and offenders may be prosecuted to the fullest extent of the law. Unless otherwise stated the results shown in this test report refer only to the sample(s) tested and such sample(s) are retained for 30 days only.

Attention: To check the authenticity of testing /inspection report & certificate, please contact us at telephone: (86-755) 8307 1443, or email: CN.Doccheck@sgs.com

No.1 Workshop, M-10, Middle Section, Science & Technology Park, Nanshan District, Shenzhen, Guangdong, China 518057 t (86-755) 26012053 f (86-755) 26710594 www.sgs.com.cn
中国·广东·深圳市南山区科技园中区M-10栋1号厂房 邮编: 518057 t (86-755) 26012053 f (86-755) 26710594 sgs.china@sgs.com

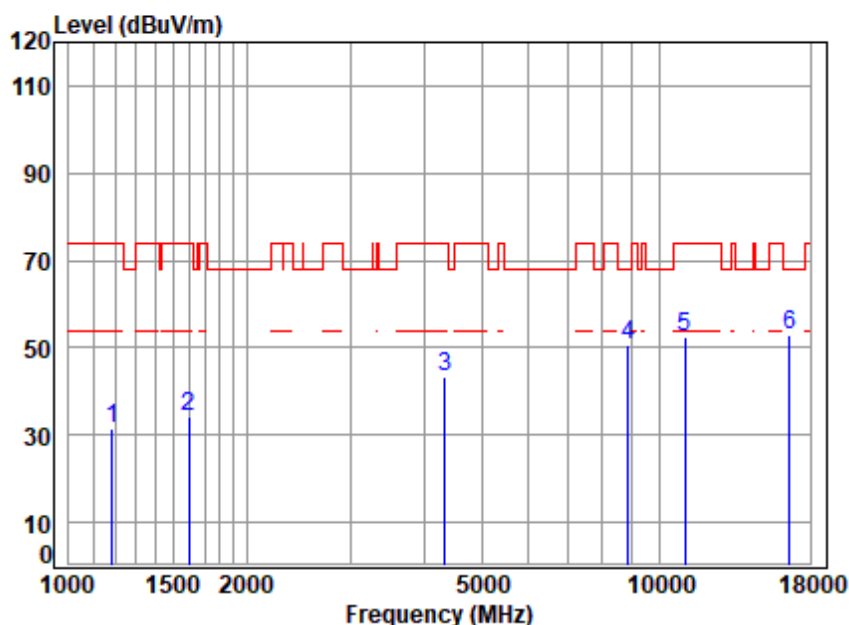
SGS-CSTC Standards Technical Services Co., Ltd. Shenzhen Branch

SZEMC-TRF-01 Rev. A/0 Aug01,2022

Report No.: SZCR230700238105

Page: 73 of 320

Test Mode: 07; Polarity: Horizontal; Modulation:802.11ac; Bandwidth:80MHz; Channel:Low



Site : chamber
Condition: 3m HORIZONTAL
Job No : 02381AT/02382AT
Mode : 5530 TX RSE
Note : 5G WIFI 11AC80

| | Freq | Cable Loss | Ant Factor | Preamp Factor | Read Level | Level | Limit | Over Limit | Remark |
|---|-----------|------------|------------|---------------|------------|--------|--------|------------|--------|
| | MHz | dB | dB/m | dB | dBuV | dBuV/m | dBuV/m | dB | |
| 1 | 1185.936 | 3.56 | 24.34 | 37.76 | 41.38 | 31.52 | 74.00 | -42.48 | peak |
| 2 | 1597.181 | 4.20 | 26.47 | 36.64 | 40.40 | 34.43 | 74.00 | -39.57 | peak |
| 3 | 4329.354 | 7.01 | 33.60 | 34.56 | 37.38 | 43.43 | 74.00 | -30.57 | peak |
| 4 | 8840.473 | 11.64 | 36.70 | 35.59 | 37.75 | 50.50 | 68.20 | -17.70 | peak |
| 5 | 11060.000 | 12.91 | 37.76 | 36.04 | 37.91 | 52.54 | 74.00 | -21.46 | peak |
| 6 | 16590.000 | 14.49 | 42.49 | 37.55 | 33.44 | 52.87 | 68.20 | -15.33 | peak |



SGS-CSTC Standards Technical Services Co., Ltd.
Shenzhen Branch

Unless otherwise agreed in writing, this document is issued by the Company subject to its General Conditions of Service printed overleaf, available on request or accessible at <https://www.sgs.com/en/Terms-and-Conditions>. Attention is drawn to the limitation of liability, indemnification and jurisdiction issues defined therein. Any holder of this document is advised that information contained hereon reflects the Company's findings at the time of its intervention only and within the limits of Client's instructions, if any. The Company's sole responsibility is to its Client and this document does not exonerate parties to a transaction from exercising all their rights and obligations under the transaction documents. This document cannot be reproduced except in full, without prior written approval of the Company. Any unauthorized alteration, forgery or falsification of the content or appearance of this document is unlawful and offenders may be prosecuted to the fullest extent of the law. Unless otherwise stated the results shown in this test report refer only to the sample(s) tested and such sample(s) are retained for 30 days only.

Attention: To check the authenticity of testing /inspection report & certificate, please contact us at telephone: (86-755) 8307 1443, or email: CN.Doccheck@sgs.com

No.1 Workshop, M-10, Middle Section, Science & Technology Park, Nanshan District, Shenzhen, Guangdong, China 518057 t (86-755) 26012053 f (86-755) 26710594 www.sgs.com.cn
中国·广东·深圳市南山区科技园中区M-10栋1号厂房 邮编: 518057 t (86-755) 26012053 f (86-755) 26710594 sgs.china@sgs.com

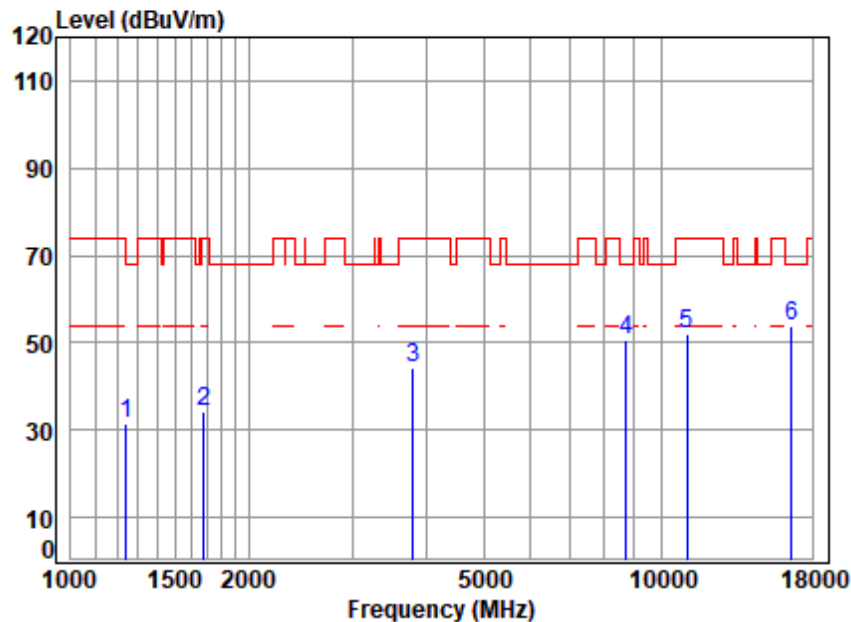
SGS-CSTC Standards Technical Services Co., Ltd. Shenzhen Branch

SZEMC-TRF-01 Rev. A/0 Aug01,2022

Report No.: SZCR230700238105

Page: 74 of 320

Test Mode: 07; Polarity: Vertical; Modulation:802.11ac; Bandwidth:80MHz; Channel:Low



Site : chamber
Condition: 3m VERTICAL
Job No : 02381AT/02382AT
Mode : 5530 TX RSE
Note : 5G WIFI 11AC80

| | Freq | Cable Loss | Ant Factor | Preamp Factor | Read Level | Level | Limit Line | Over Limit | Remark |
|---|-----------|------------|------------|---------------|------------|--------|------------|------------|--------|
| | MHz | dB | dB/m | dB | dBuV | dBuV/m | dBuV/m | dB | |
| 1 | 1242.068 | 3.66 | 24.48 | 37.58 | 40.70 | 31.26 | 68.20 | -36.94 | peak |
| 2 | 1677.621 | 4.30 | 26.76 | 36.45 | 39.49 | 34.10 | 74.00 | -39.90 | peak |
| 3 | 3801.333 | 6.57 | 32.80 | 34.53 | 39.21 | 44.05 | 74.00 | -29.95 | peak |
| 4 | 8713.630 | 11.42 | 36.70 | 35.66 | 38.38 | 50.84 | 68.20 | -17.36 | peak |
| 5 | 11060.000 | 12.91 | 37.76 | 36.04 | 37.43 | 52.06 | 74.00 | -21.94 | peak |
| 6 | 16590.000 | 14.49 | 42.49 | 37.55 | 34.30 | 53.73 | 68.20 | -14.47 | peak |



SGS-CSTC Standards Technical Services Co., Ltd.
Shenzhen Branch

Unless otherwise agreed in writing, this document is issued by the Company subject to its General Conditions of Service printed overleaf, available on request or accessible at <https://www.sgs.com/en/Terms-and-Conditions>. Attention is drawn to the limitation of liability, indemnification and jurisdiction issues defined therein. Any holder of this document is advised that information contained hereon reflects the Company's findings at the time of its intervention only and within the limits of Client's instructions, if any. The Company's sole responsibility is to its Client and this document does not exonerate parties to a transaction from exercising all their rights and obligations under the transaction documents. This document cannot be reproduced except in full, without prior written approval of the Company. Any unauthorized alteration, forgery or falsification of the content or appearance of this document is unlawful and offenders may be prosecuted to the fullest extent of the law. Unless otherwise stated the results shown in this test report refer only to the sample(s) tested and such sample(s) are retained for 30 days only.

Attention: To check the authenticity of testing /inspection report & certificate, please contact us at telephone: (86-755) 8307 1443, or email: CN.Doccheck@sgs.com

No.1 Workshop, M-10, Middle Section, Science & Technology Park, Nanshan District, Shenzhen, Guangdong, China 518057 t (86-755) 26012053 f (86-755) 26710594 www.sgsgroup.com.cn
中国·广东·深圳市南山区科技园中区M-10栋1号厂房 邮编: 518057 t (86-755) 26012053 f (86-755) 26710594 sgs.china@sgs.com

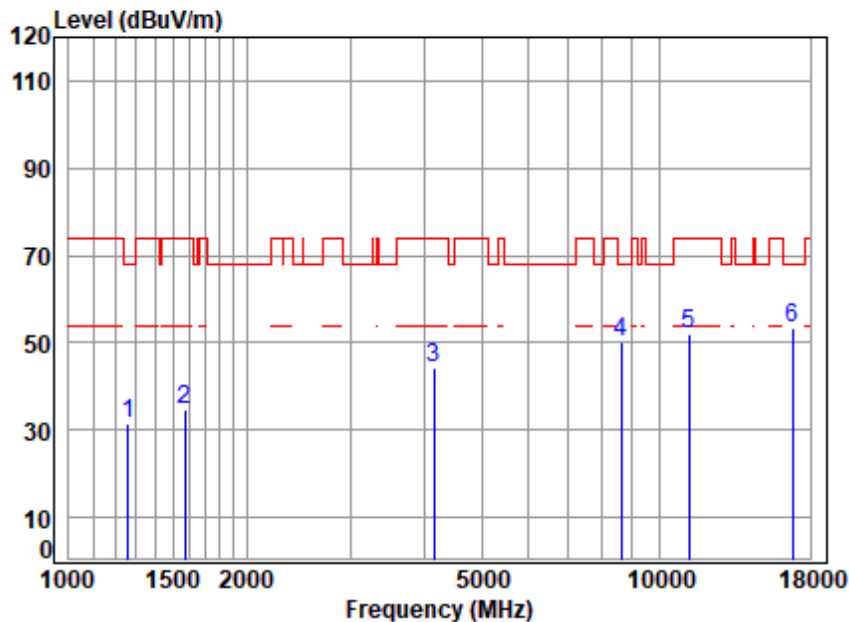
SGS-CSTC Standards Technical Services Co., Ltd. Shenzhen Branch

SZEMC-TRF-01 Rev. A/0 Aug01,2022

Report No.: SZCR230700238105

Page: 75 of 320

Test Mode: 07; Polarity: Horizontal; Modulation:802.11ac; Bandwidth:80MHz; Channel:High



Site : chamber
 Condition: 3m HORIZONTAL
 Job No : 02381AT/02382AT
 Mode : 5610 TX RSE
 Note : 5G WIFI 11AC80

| | Freq | Cable Loss | Ant Factor | Preamp Factor | Read Level | Level | Limit Line | Over Limit | Remark |
|---|-----------|------------|------------|---------------|------------|--------|------------|------------|--------|
| | MHz | dB | dB/m | dB | dBuV | dBuV/m | dBuV/m | dB | |
| 1 | 1260.149 | 3.69 | 24.54 | 37.53 | 40.67 | 31.37 | 68.20 | -36.83 | peak |
| 2 | 1574.265 | 4.17 | 26.19 | 36.69 | 40.91 | 34.58 | 74.00 | -39.42 | peak |
| 3 | 4157.664 | 6.89 | 33.15 | 34.44 | 38.48 | 44.08 | 74.00 | -29.92 | peak |
| 4 | 8613.468 | 11.24 | 36.60 | 35.72 | 38.27 | 50.39 | 68.20 | -17.81 | peak |
| 5 | 11220.000 | 12.94 | 37.80 | 36.13 | 37.35 | 51.96 | 74.00 | -22.04 | peak |
| 6 | 16830.000 | 14.53 | 42.77 | 37.51 | 33.67 | 53.46 | 68.20 | -14.74 | peak |



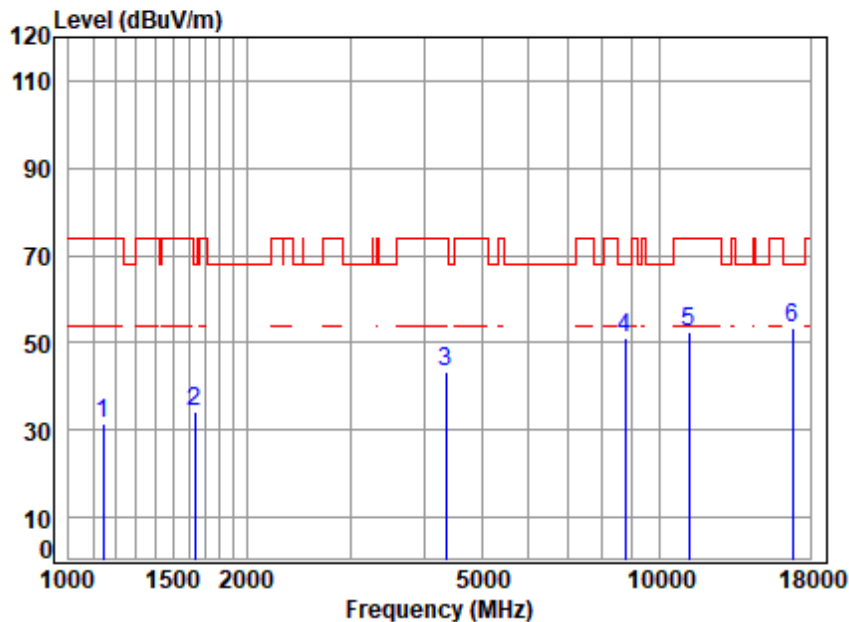
SGS-CSTC Standards Technical Services Co., Ltd.
 Shenzhen Branch

Unless otherwise agreed in writing, this document is issued by the Company subject to its General Conditions of Service printed overleaf, available on request or accessible at <https://www.sgs.com/en/Terms-and-Conditions>. Attention is drawn to the limitation of liability, indemnification and jurisdiction issues defined therein. Any holder of this document is advised that information contained hereon reflects the Company's findings at the time of its intervention only and within the limits of Client's instructions, if any. The Company's sole responsibility is to its Client and this document does not exonerate parties to a transaction from exercising all their rights and obligations under the transaction documents. This document cannot be reproduced except in full, without prior written approval of the Company. Any unauthorized alteration, forgery or falsification of the content or appearance of this document is unlawful and offenders may be prosecuted to the fullest extent of the law. Unless otherwise stated the results shown in this test report refer only to the sample(s) tested and such sample(s) are retained for 30 days only.

Attention: To check the authenticity of testing /inspection report & certificate, please contact us at telephone: (86-755) 8307 1443, or email: CN.Doccheck@sgs.com

No.1 Workshop, M-10, Middle Section, Science & Technology Park, Nanshan District, Shenzhen, Guangdong, China 518057 t (86-755) 26012053 f (86-755) 26710594 www.sgsgroup.com.cn
 中国·广东·深圳市南山区科技园中区M-10栋1号厂房 邮编: 518057 t (86-755) 26012053 f (86-755) 26710594 sgs.china@sgs.com

Test Mode: 07; Polarity: Vertical; Modulation:802.11ac; Bandwidth:80MHz; Channel:High



Site : chamber
Condition: 3m VERTICAL
Job No : 02381AT/02382AT
Mode : 5610 TX RSE
Note : 5G WIFI 11AC80

| | | Cable | Ant | Preamp | Read | | Limit | Over | |
|---|------------|-------|--------|--------|-------|--------|--------|--------|--------|
| | Freq | Loss | Factor | Factor | Level | Level | Line | Limit | Remark |
| | MHz | dB | dB/m | dB | dBuV | dBuV/m | dBuV/m | dB | |
| 1 | 1142.201 | 3.48 | 24.17 | 37.90 | 41.82 | 31.57 | 74.00 | -42.43 | peak |
| 2 | 1634.543 | 4.25 | 26.64 | 36.55 | 39.95 | 34.29 | 68.20 | -33.91 | peak |
| 3 | 4354.454 | 7.03 | 33.59 | 34.58 | 37.19 | 43.23 | 74.00 | -30.77 | peak |
| 4 | 8738.852 | 11.47 | 36.70 | 35.65 | 38.43 | 50.95 | 68.20 | -17.25 | peak |
| 5 | 11220.000 | 12.94 | 37.80 | 36.13 | 37.98 | 52.59 | 74.00 | -21.41 | peak |
| 6 | q16830.000 | 14.53 | 42.77 | 37.51 | 33.43 | 53.22 | 68.20 | -14.98 | peak |



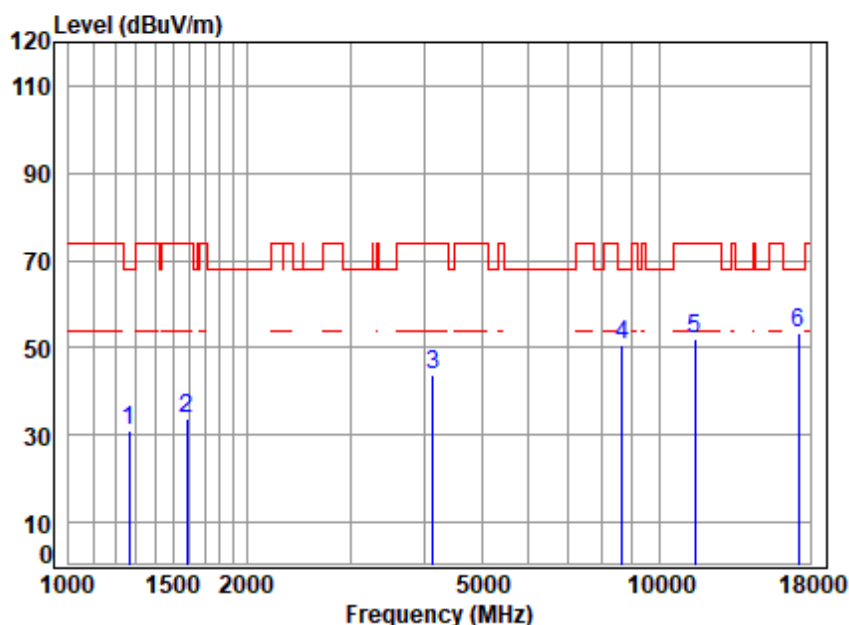
SGS-CSTC Standards Technical Services Co., Ltd. Shenzhen Branch

SZEMC-TRF-01 Rev. A/0 Aug01,2022

Report No.: SZCR230700238105

Page: 77 of 320

Test Mode: 08; Polarity: Horizontal; Modulation:802.11ac; Bandwidth:20MHz; Channel:Low



Site : chamber
Condition: 3m HORIZONTAL
Job No : 02381AT/02382AT
Mode : 5745 TX RSE
Note : 5G WIFI 11AC20

| | | Cable | Ant | Preamp | Read | | Limit | Over | |
|---|------------|-------|--------|--------|-------|--------|--------|--------|--------|
| | Freq | Loss | Factor | Factor | Level | Level | Line | Limit | Remark |
| | MHz | dB | dB/m | dB | dBuV | dBuV/m | dBuV/m | dB | |
| 1 | 1267.454 | 3.70 | 24.57 | 37.51 | 40.19 | 30.95 | 68.20 | -37.25 | peak |
| 2 | 1583.392 | 4.18 | 26.30 | 36.67 | 39.87 | 33.68 | 74.00 | -40.32 | peak |
| 3 | 4133.699 | 6.88 | 33.07 | 34.43 | 38.40 | 43.92 | 74.00 | -30.08 | peak |
| 4 | 8638.399 | 11.29 | 36.60 | 35.71 | 38.50 | 50.68 | 68.20 | -17.52 | peak |
| 5 | 11490.000 | 13.00 | 37.99 | 36.29 | 37.30 | 52.00 | 74.00 | -22.00 | peak |
| 6 | q17235.000 | 14.70 | 43.34 | 37.46 | 32.88 | 53.46 | 68.20 | -14.74 | peak |



SGS-CSTC Standards Technical Services Co., Ltd.
Shenzhen Branch Inspection & Testing Laboratory

Unless otherwise agreed in writing, this document is issued by the Company subject to its General Conditions of Service printed overleaf, available on request or accessible at <https://www.sgs.com/en/Terms-and-Conditions>. Attention is drawn to the limitation of liability, indemnification and jurisdiction issues defined therein. Any holder of this document is advised that information contained hereon reflects the Company's findings at the time of its intervention only and within the limits of Client's instructions, if any. The Company's sole responsibility is to its Client and this document does not exonerate parties to a transaction from exercising all their rights and obligations under the transaction documents. This document cannot be reproduced except in full, without prior written approval of the Company. Any unauthorized alteration, forgery or falsification of the content or appearance of this document is unlawful and offenders may be prosecuted to the fullest extent of the law. Unless otherwise stated the results shown in this test report refer only to the sample(s) tested and such sample(s) are retained for 30 days only.

Attention: To check the authenticity of testing /inspection report & certificate, please contact us at telephone: (86-755) 8307 1443, or email: CN.Doccheck@sgs.com

No.1 Workshop, M-10, Middle Section, Science & Technology Park, Nanshan District, Shenzhen, Guangdong, China 518057 t (86-755) 26012053 f (86-755) 26710594 www.sgsgroup.com.cn
中国·广东·深圳市南山区科技园中区M-10栋1号厂房 邮编: 518057 t (86-755) 26012053 f (86-755) 26710594 sgs.china@sgs.com

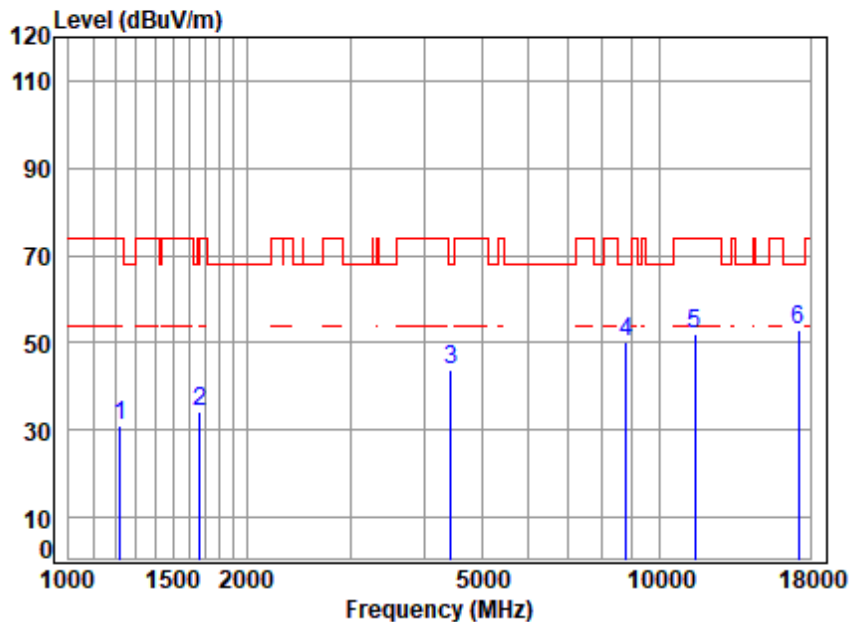
SGS-CSTC Standards Technical Services Co., Ltd. Shenzhen Branch

SZEMC-TRF-01 Rev. A/0 Aug01,2022

Report No.: SZCR230700238105

Page: 78 of 320

Test Mode: 08; Polarity: Vertical; Modulation:802.11ac; Bandwidth:20MHz; Channel:Low



Site : chamber
Condition: 3m VERTICAL
Job No : 02381AT/02382AT
Mode : 5745 TX RSE
Note : 5G WIFI 11AC20

| | | Cable | Ant | Preamp | Read | | Limit | Over | |
|---|------------|-------|--------|--------|-------|--------|--------|--------|--------|
| | Freq | Loss | Factor | Factor | Level | Level | Line | Limit | Remark |
| | MHz | dB | dB/m | dB | dBuV | dBuV/m | dBuV/m | dB | |
| 1 | 1224.247 | 3.62 | 24.45 | 37.64 | 40.81 | 31.24 | 74.00 | -42.76 | peak |
| 2 | 1667.951 | 4.29 | 26.74 | 36.47 | 39.83 | 34.39 | 74.00 | -39.61 | peak |
| 3 | 4443.453 | 7.09 | 33.50 | 34.64 | 38.05 | 44.00 | 68.20 | -24.20 | peak |
| 4 | 8789.516 | 11.55 | 36.70 | 35.62 | 37.73 | 50.36 | 68.20 | -17.84 | peak |
| 5 | 11490.000 | 13.00 | 37.99 | 36.29 | 37.30 | 52.00 | 74.00 | -22.00 | peak |
| 6 | q17235.000 | 14.70 | 43.34 | 37.46 | 32.25 | 52.83 | 68.20 | -15.37 | peak |



SGS-CSTC Standards Technical Services Co., Ltd.
Shenzhen Branch

Unless otherwise agreed in writing, this document is issued by the Company subject to its General Conditions of Service printed overleaf, available on request or accessible at <https://www.sgs.com/en/Terms-and-Conditions>. Attention is drawn to the limitation of liability, indemnification and jurisdiction issues defined therein. Any holder of this document is advised that information contained hereon reflects the Company's findings at the time of its intervention only and within the limits of Client's instructions, if any. The Company's sole responsibility is to its Client and this document does not exonerate parties to a transaction from exercising all their rights and obligations under the transaction documents. This document cannot be reproduced except in full, without prior written approval of the Company. Any unauthorized alteration, forgery or falsification of the content or appearance of this document is unlawful and offenders may be prosecuted to the fullest extent of the law. Unless otherwise stated the results shown in this test report refer only to the sample(s) tested and such sample(s) are retained for 30 days only.

Attention: To check the authenticity of testing /inspection report & certificate, please contact us at telephone: (86-755) 8307 1443, or email: CN.Doccheck@sgs.com

No.1 Workshop, M-10, Middle Section, Science & Technology Park, Nanshan District, Shenzhen, Guangdong, China 518057 t (86-755) 26012053 f (86-755) 26710594 www.sgs.com.cn
中国·广东·深圳市南山区科技园中区M-10栋1号厂房 邮编: 518057 t (86-755) 26012053 f (86-755) 26710594 sgs.china@sgs.com

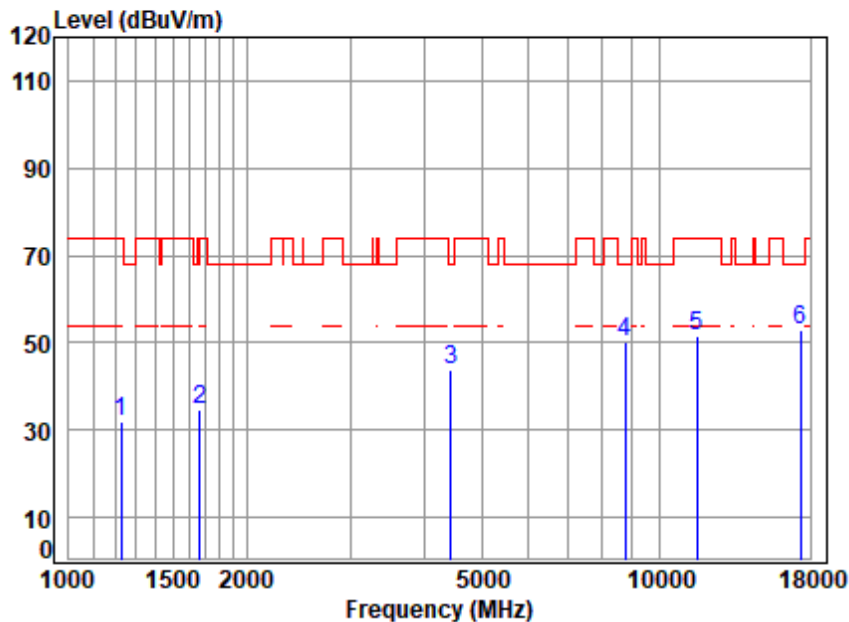
SGS-CSTC Standards Technical Services Co., Ltd. Shenzhen Branch

SZEMC-TRF-01 Rev. A/0 Aug01,2022

Report No.: SZCR230700238105

Page: 79 of 320

Test Mode: 08; Polarity: Horizontal; Modulation:802.11ac; Bandwidth:20MHz; Channel:middle



Site : chamber
 Condition: 3m HORIZONTAL
 Job No : 02381AT/02382AT
 Mode : 5785 TX RSE
 Note : 5G WIFI 11AC20

| | Freq | Cable Loss | Ant Factor | Preamp Factor | Read Level | Level | Limit Line | Over Limit | Remark |
|---|-----------|------------|------------|---------------|------------|--------|------------|------------|--------|
| | MHz | dB | dB/m | dB | dBuV | dBuV/m | dBuV/m | dB | |
| 1 | 1227.791 | 3.63 | 24.46 | 37.63 | 41.28 | 31.74 | 74.00 | -42.26 | peak |
| 2 | 1667.951 | 4.29 | 26.74 | 36.47 | 40.15 | 34.71 | 74.00 | -39.29 | peak |
| 3 | 4430.628 | 7.08 | 33.50 | 34.63 | 37.65 | 43.60 | 68.20 | -24.60 | peak |
| 4 | 8764.146 | 11.51 | 36.70 | 35.63 | 37.69 | 50.27 | 68.20 | -17.93 | peak |
| 5 | 11570.000 | 13.01 | 38.00 | 36.34 | 37.11 | 51.78 | 74.00 | -22.22 | peak |
| 6 | 17355.000 | 14.77 | 43.46 | 37.45 | 32.38 | 53.16 | 68.20 | -15.04 | peak |



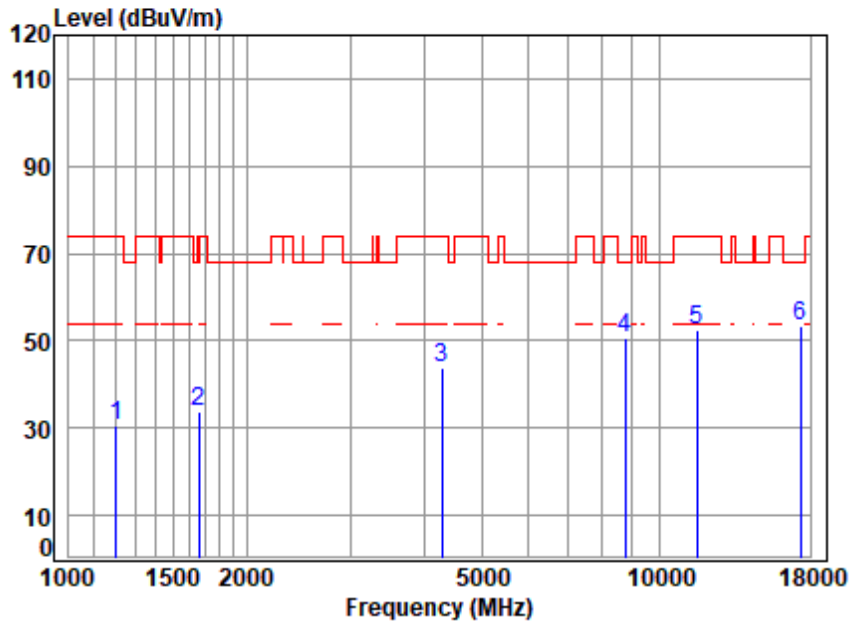
SGS-CSTC Standards Technical Services Co., Ltd.
 Shenzhen Branch

Unless otherwise agreed in writing, this document is issued by the Company subject to its General Conditions of Service printed overleaf, available on request or accessible at <https://www.sgs.com/en/Terms-and-Conditions>. Attention is drawn to the limitation of liability, indemnification and jurisdiction issues defined therein. Any holder of this document is advised that information contained hereon reflects the Company's findings at the time of its intervention only and within the limits of Client's instructions, if any. The Company's sole responsibility is to its Client and this document does not exonerate parties to a transaction from exercising all their rights and obligations under the transaction documents. This document cannot be reproduced except in full, without prior written approval of the Company. Any unauthorized alteration, forgery or falsification of the content or appearance of this document is unlawful and offenders may be prosecuted to the fullest extent of the law. Unless otherwise stated the results shown in this test report refer only to the sample(s) tested and such sample(s) are retained for 30 days only.

Attention: To check the authenticity of testing /inspection report & certificate, please contact us at telephone: (86-755) 8307 1443, or email: CN.Doccheck@sgs.com

No.1 Workshop, M-10, Middle Section, Science & Technology Park, Nanshan District, Shenzhen, Guangdong, China 518057 t (86-755) 26012053 f (86-755) 26710594 www.sgs.com.cn
 中国·广东·深圳市南山区科技园中区M-10栋1号厂房 邮编: 518057 t (86-755) 26012053 f (86-755) 26710594 sgs.china@sgs.com

Test Mode: 08; Polarity: Vertical; Modulation:802.11ac; Bandwidth:20MHz; Channel:middle



Site : chamber
 Condition: 3m VERTICAL
 Job No : 02381AT/02382AT
 Mode : 5785 TX RSE
 Note : 5G WIFI 11AC20

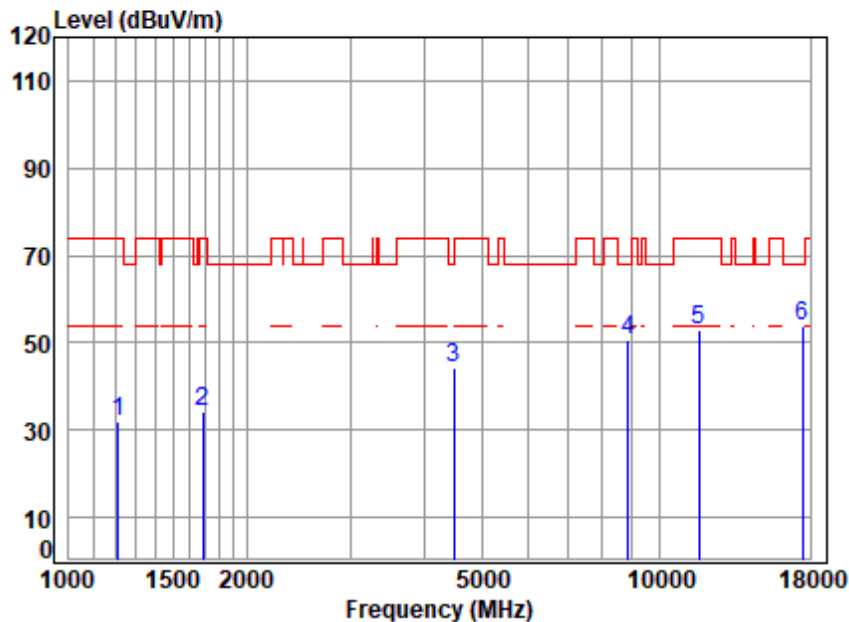
| | Freq | Cable Loss | Ant Factor | Preamp Factor | Read Level | Level | Limit Line | Over Limit | Remark |
|---|-----------|------------|------------|---------------|------------|--------|------------|------------|--------|
| | MHz | dB | dB/m | dB | dBuV | dBuV/m | dBuV/m | dB | |
| 1 | 1203.199 | 3.59 | 24.41 | 37.70 | 40.45 | 30.75 | 74.00 | -43.25 | peak |
| 2 | 1658.337 | 4.28 | 26.72 | 36.50 | 39.15 | 33.65 | 68.20 | -34.55 | peak |
| 3 | 4291.977 | 6.99 | 33.60 | 34.54 | 37.88 | 43.93 | 74.00 | -30.07 | peak |
| 4 | 8764.146 | 11.51 | 36.70 | 35.63 | 38.03 | 50.61 | 68.20 | -17.59 | peak |
| 5 | 11570.000 | 13.01 | 38.00 | 36.34 | 37.80 | 52.47 | 74.00 | -21.53 | peak |
| 6 | 17355.000 | 14.77 | 43.46 | 37.45 | 32.56 | 53.34 | 68.20 | -14.86 | peak |



Unless otherwise agreed in writing, this document is issued by the Company subject to its General Conditions of Service printed overleaf, available on request or accessible at <https://www.sgs.com/en/Terms-and-Conditions>. Attention is drawn to the limitation of liability, indemnification and jurisdiction issues defined therein. Any holder of this document is advised that information contained hereon reflects the Company's findings at the time of its intervention only and within the limits of Client's instructions, if any. The Company's sole responsibility is to its Client and this document does not exonerate parties to a transaction from exercising all their rights and obligations under the transaction documents. This document cannot be reproduced except in full, without prior written approval of the Company. Any unauthorized alteration, forgery or falsification of the content or appearance of this document is unlawful and offenders may be prosecuted to the fullest extent of the law. Unless otherwise stated the results shown in this test report refer only to the sample(s) tested and such sample(s) are retained for 30 days only.

Attention: To check the authenticity of testing /inspection report & certificate, please contact us at telephone: (86-755) 8307 1443, or email: CN.Doccheck@sgs.com

Test Mode: 08; Polarity: Horizontal; Modulation:802.11ac; Bandwidth:20MHz; Channel:High



Site : chamber
Condition: 3m HORIZONTAL
Job No : 02381AT/02382AT
Mode : 5825 TX RSE
Note : 5G WIFI 11AC20

| | | Cable | Ant | Preamp | Read | | Limit | Over | |
|---|-----------|-------|--------|--------|-------|--------|--------|--------|--------|
| | Freq | Loss | Factor | Factor | Level | Level | Line | Limit | Remark |
| | MHz | dB | dB/m | dB | dBuV | dBuV/m | dBuV/m | dB | |
| 1 | 1213.677 | 3.61 | 24.43 | 37.67 | 41.41 | 31.78 | 74.00 | -42.22 | peak |
| 2 | 1687.347 | 4.31 | 26.77 | 36.43 | 39.35 | 34.00 | 74.00 | -40.00 | peak |
| 3 | 4495.125 | 7.12 | 33.50 | 34.67 | 38.42 | 44.37 | 68.20 | -23.83 | peak |
| 4 | 8840.473 | 11.64 | 36.70 | 35.59 | 37.80 | 50.55 | 68.20 | -17.65 | peak |
| 5 | 11650.000 | 13.03 | 38.00 | 36.38 | 38.15 | 52.80 | 74.00 | -21.20 | peak |
| 6 | 17475.000 | 14.84 | 43.58 | 37.44 | 32.70 | 53.68 | 68.20 | -14.52 | peak |



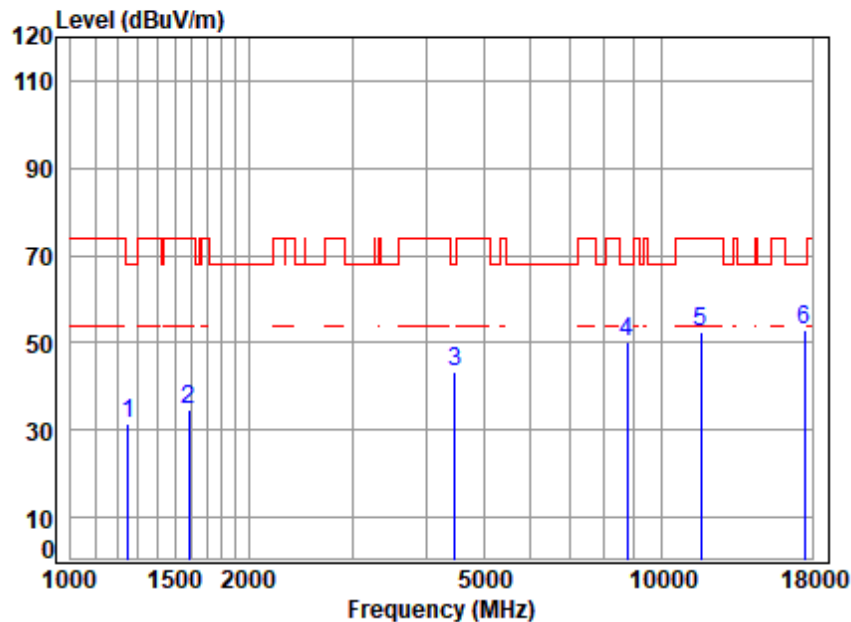
SGS-CSTC Standards Technical Services Co., Ltd. Shenzhen Branch

SZEMC-TRF-01 Rev. A/0 Aug01,2022

Report No.: SZCR230700238105

Page: 82 of 320

Test Mode: 08; Polarity: Vertical; Modulation:802.11ac; Bandwidth:20MHz; Channel:High



Site : chamber
Condition: 3m VERTICAL
Job No : 02381AT/02382AT
Mode : 5825 TX RSE
Note : 5G WIFI 11AC20

| | Freq | Cable Loss | Ant Factor | Preamp Factor | Read Level | Level | Limit Line | Over Limit | Remark |
|---|-----------|------------|------------|---------------|------------|--------|------------|------------|--------|
| | MHz | dB | dB/m | dB | dBuV | dBuV/m | dBuV/m | dB | |
| 1 | 1249.269 | 3.67 | 24.50 | 37.56 | 40.84 | 31.45 | 68.20 | -36.75 | peak |
| 2 | 1587.975 | 4.18 | 26.36 | 36.66 | 40.63 | 34.51 | 74.00 | -39.49 | peak |
| 3 | 4469.214 | 7.10 | 33.50 | 34.65 | 37.55 | 43.50 | 68.20 | -24.70 | peak |
| 4 | 8738.852 | 11.47 | 36.70 | 35.65 | 37.81 | 50.33 | 68.20 | -17.87 | peak |
| 5 | 11650.000 | 13.03 | 38.00 | 36.38 | 37.91 | 52.56 | 74.00 | -21.44 | peak |
| 6 | 17475.000 | 14.84 | 43.58 | 37.44 | 31.93 | 52.91 | 68.20 | -15.29 | peak |



SGS-CSTC Standards Technical Services Co., Ltd.
Shenzhen Branch

Unless otherwise agreed in writing, this document is issued by the Company subject to its General Conditions of Service printed overleaf, available on request or accessible at <https://www.sgs.com/en/Terms-and-Conditions>. Attention is drawn to the limitation of liability, indemnification and jurisdiction issues defined therein. Any holder of this document is advised that information contained hereon reflects the Company's findings at the time of its intervention only and within the limits of Client's instructions, if any. The Company's sole responsibility is to its Client and this document does not exonerate parties to a transaction from exercising all their rights and obligations under the transaction documents. This document cannot be reproduced except in full, without prior written approval of the Company. Any unauthorized alteration, forgery or falsification of the content or appearance of this document is unlawful and offenders may be prosecuted to the fullest extent of the law. Unless otherwise stated the results shown in this test report refer only to the sample(s) tested and such sample(s) are retained for 30 days only.

Attention: To check the authenticity of testing /inspection report & certificate, please contact us at telephone: (86-755) 8307 1443, or email: CN.Doccheck@sgs.com

No.1 Workshop, M-10, Middle Section, Science & Technology Park, Nanshan District, Shenzhen, Guangdong, China 518057 t (86-755) 26012053 f (86-755) 26710594 www.sgs.com.cn
中国·广东·深圳市南山区科技园中区M-10栋1号厂房 邮编: 518057 t (86-755) 26012053 f (86-755) 26710594 sgs.china@sgs.com

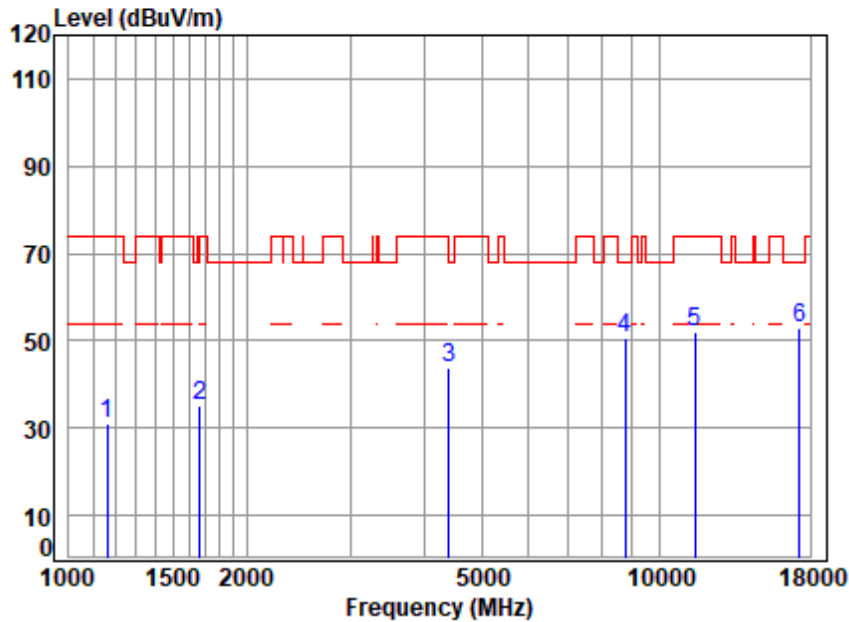
SGS-CSTC Standards Technical Services Co., Ltd. Shenzhen Branch

SZEMC-TRF-01 Rev. A/0 Aug01,2022

Report No.: SZCR230700238105

Page: 83 of 320

Test Mode: 08; Polarity: Horizontal; Modulation:802.11ac; Bandwidth:40MHz; Channel:Low



Site : chamber
Condition: 3m HORIZONTAL
Job No : 02381AT/02382AT
Mode : 5755 TX RSE
Note : 5G WIFI 11AC40

| | | Cable | Ant | Preamp | Read | | Limit | Over | |
|---|------------|-------|--------|--------|-------|--------|--------|--------|--------|
| | Freq | Loss | Factor | Factor | Level | Level | Line | Limit | Remark |
| | MHz | dB | dB/m | dB | dBuV | dBuV/m | dBuV/m | dB | |
| 1 | 1162.182 | 3.51 | 24.25 | 37.83 | 41.27 | 31.20 | 74.00 | -42.80 | peak |
| 2 | 1667.951 | 4.29 | 26.74 | 36.47 | 40.50 | 35.06 | 74.00 | -38.94 | peak |
| 3 | 4405.090 | 7.06 | 33.50 | 34.61 | 37.69 | 43.64 | 68.20 | -24.56 | peak |
| 4 | 8738.852 | 11.47 | 36.70 | 35.65 | 38.17 | 50.69 | 68.20 | -17.51 | peak |
| 5 | 11510.000 | 13.00 | 38.00 | 36.30 | 37.18 | 51.88 | 74.00 | -22.12 | peak |
| 6 | q17265.000 | 14.72 | 43.37 | 37.46 | 32.36 | 52.99 | 68.20 | -15.21 | peak |



SGS-CSTC Standards Technical Services Co., Ltd.
Shenzhen Branch Inspection & Testing Laboratory

Unless otherwise agreed in writing, this document is issued by the Company subject to its General Conditions of Service printed overleaf, available on request or accessible at <https://www.sgs.com/en/Terms-and-Conditions>. Attention is drawn to the limitation of liability, indemnification and jurisdiction issues defined therein. Any holder of this document is advised that information contained hereon reflects the Company's findings at the time of its intervention only and within the limits of Client's instructions, if any. The Company's sole responsibility is to its Client and this document does not exonerate parties to a transaction from exercising all their rights and obligations under the transaction documents. This document cannot be reproduced except in full, without prior written approval of the Company. Any unauthorized alteration, forgery or falsification of the content or appearance of this document is unlawful and offenders may be prosecuted to the fullest extent of the law. Unless otherwise stated the results shown in this test report refer only to the sample(s) tested and such sample(s) are retained for 30 days only.

Attention: To check the authenticity of testing /inspection report & certificate, please contact us at telephone: (86-755) 8307 1443, or email: CN.Doccheck@sgs.com

No.1 Workshop, M-10, Middle Section, Science & Technology Park, Nanshan District, Shenzhen, Guangdong, China 518057 t (86-755) 26012053 f (86-755) 26710594 www.sgsgroup.com.cn
中国·广东·深圳市南山区科技园中区M-10栋1号厂房 邮编: 518057 t (86-755) 26012053 f (86-755) 26710594 sgs.china@sgs.com

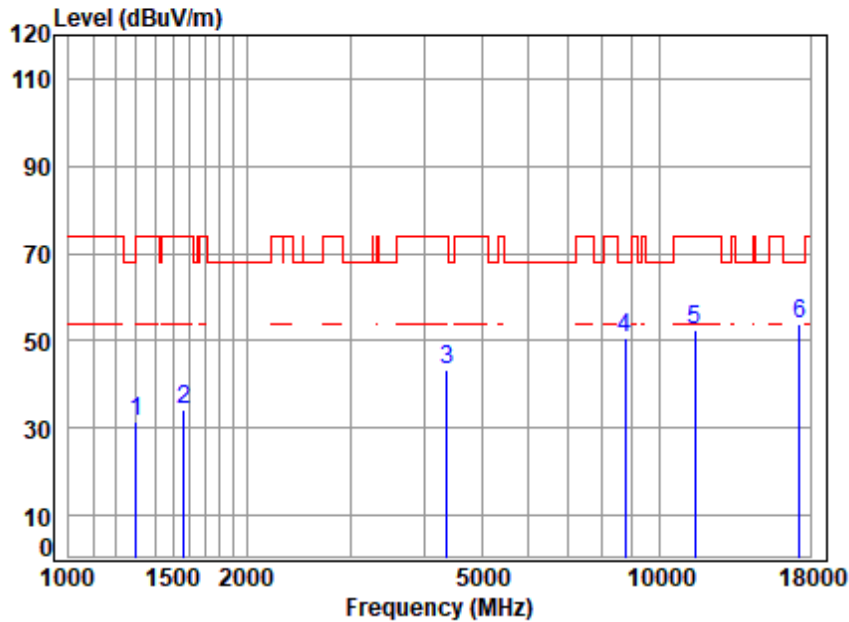
SGS-CSTC Standards Technical Services Co., Ltd. Shenzhen Branch

SZEMC-TRF-01 Rev. A/0 Aug01,2022

Report No.: SZCR230700238105

Page: 84 of 320

Test Mode: 08; Polarity: Vertical; Modulation:802.11ac; Bandwidth:40MHz; Channel:Low



Site : chamber
Condition: 3m VERTICAL
Job No : 02381AT/02382AT
Mode : 5755 TX RSE
Note : 5G WIFI 11AC40

| | Freq | Cable Loss | Ant Factor | Preamp Factor | Read Level | Level | Limit Line | Over Limit | Remark |
|---|-----------|------------|------------|---------------|------------|--------|------------|------------|--------|
| | MHz | dB | dB/m | dB | dBuV | dBuV/m | dBuV/m | dB | |
| 1 | 1300.858 | 3.76 | 24.70 | 37.41 | 40.22 | 31.27 | 74.00 | -42.73 | peak |
| 2 | 1569.721 | 4.16 | 26.14 | 36.70 | 40.57 | 34.17 | 74.00 | -39.83 | peak |
| 3 | 4367.058 | 7.04 | 33.57 | 34.59 | 37.31 | 43.33 | 74.00 | -30.67 | peak |
| 4 | 8738.852 | 11.47 | 36.70 | 35.65 | 38.12 | 50.64 | 68.20 | -17.56 | peak |
| 5 | 11510.000 | 13.00 | 38.00 | 36.30 | 37.89 | 52.59 | 74.00 | -21.41 | peak |
| 6 | 17265.000 | 14.72 | 43.37 | 37.46 | 33.01 | 53.64 | 68.20 | -14.56 | peak |



SGS-CSTC Standards Technical Services Co., Ltd.
Shenzhen Branch

Unless otherwise agreed in writing, this document is issued by the Company subject to its General Conditions of Service printed overleaf, available on request or accessible at <https://www.sgs.com/en/Terms-and-Conditions>. Attention is drawn to the limitation of liability, indemnification and jurisdiction issues defined therein. Any holder of this document is advised that information contained hereon reflects the Company's findings at the time of its intervention only and within the limits of Client's instructions, if any. The Company's sole responsibility is to its Client and this document does not exonerate parties to a transaction from exercising all their rights and obligations under the transaction documents. This document cannot be reproduced except in full, without prior written approval of the Company. Any unauthorized alteration, forgery or falsification of the content or appearance of this document is unlawful and offenders may be prosecuted to the fullest extent of the law. Unless otherwise stated the results shown in this test report refer only to the sample(s) tested and such sample(s) are retained for 30 days only.

Attention: To check the authenticity of testing /inspection report & certificate, please contact us at telephone: (86-755) 8307 1443, or email: CN.Doccheck@sgs.com

No.1 Workshop, M-10, Middle Section, Science & Technology Park, Nanshan District, Shenzhen, Guangdong, China 518057 t (86-755) 26012053 f (86-755) 26710594 www.sgsgroup.com.cn
中国·广东·深圳市南山区科技园中区M-10栋1号厂房 邮编: 518057 t (86-755) 26012053 f (86-755) 26710594 sgs.china@sgs.com

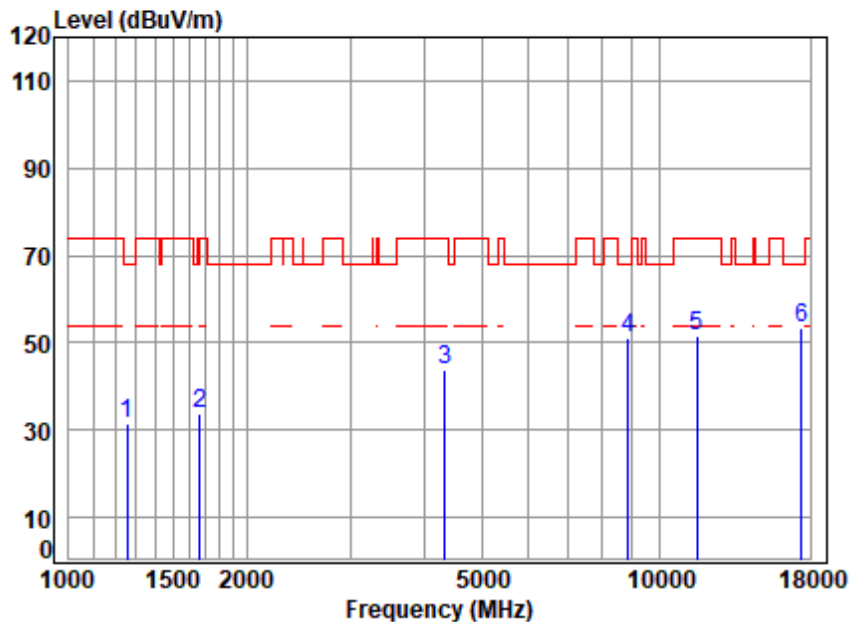
SGS-CSTC Standards Technical Services Co., Ltd. Shenzhen Branch

SZEMC-TRF-01 Rev. A/0 Aug01,2022

Report No.: SZCR230700238105

Page: 85 of 320

Test Mode: 08; Polarity: Horizontal; Modulation:802.11ac; Bandwidth:40MHz; Channel:High



Site : chamber
Condition: 3m HORIZONTAL
Job No : 02381AT/02382AT
Mode : 5795 TX RSE
Note : 5G WIFI 11AC40

| | Freq | Cable Loss | Ant Factor | Preamp Factor | Read Level | Level | Limit Line | Over Limit | Remark |
|---|------------|------------|------------|---------------|------------|--------|------------|------------|--------|
| | MHz | dB | dB/m | dB | dBuV | dBuV/m | dBuV/m | dB | |
| 1 | 1256.512 | 3.68 | 24.53 | 37.54 | 40.99 | 31.66 | 68.20 | -36.54 | peak |
| 2 | 1667.951 | 4.29 | 26.74 | 36.47 | 39.21 | 33.77 | 74.00 | -40.23 | peak |
| 3 | 4341.886 | 7.02 | 33.60 | 34.57 | 37.97 | 44.02 | 74.00 | -29.98 | peak |
| 4 | 8840.473 | 11.64 | 36.70 | 35.59 | 38.41 | 51.16 | 68.20 | -17.04 | peak |
| 5 | 11590.000 | 13.01 | 38.00 | 36.35 | 36.83 | 51.49 | 74.00 | -22.51 | peak |
| 6 | q17385.000 | 14.79 | 43.49 | 37.44 | 32.62 | 53.46 | 68.20 | -14.74 | peak |



SGS-CSTC Standards Technical Services Co., Ltd.
Shenzhen Branch

Unless otherwise agreed in writing, this document is issued by the Company subject to its General Conditions of Service printed overleaf, available on request or accessible at <https://www.sgs.com/en/Terms-and-Conditions>. Attention is drawn to the limitation of liability, indemnification and jurisdiction issues defined therein. Any holder of this document is advised that information contained hereon reflects the Company's findings at the time of its intervention only and within the limits of Client's instructions, if any. The Company's sole responsibility is to its Client and this document does not exonerate parties to a transaction from exercising all their rights and obligations under the transaction documents. This document cannot be reproduced except in full, without prior written approval of the Company. Any unauthorized alteration, forgery or falsification of the content or appearance of this document is unlawful and offenders may be prosecuted to the fullest extent of the law. Unless otherwise stated the results shown in this test report refer only to the sample(s) tested and such sample(s) are retained for 30 days only.

Attention: To check the authenticity of testing /inspection report & certificate, please contact us at telephone: (86-755) 8307 1443, or email: CN.Doccheck@sgs.com

No.1 Workshop, M-10, Middle Section, Science & Technology Park, Nanshan District, Shenzhen, Guangdong, China 518057 t (86-755) 26012053 f (86-755) 26710594 www.sgsgroup.com.cn
中国·广东·深圳市南山区科技园中区M-10栋1号厂房 邮编: 518057 t (86-755) 26012053 f (86-755) 26710594 sgs.china@sgs.com

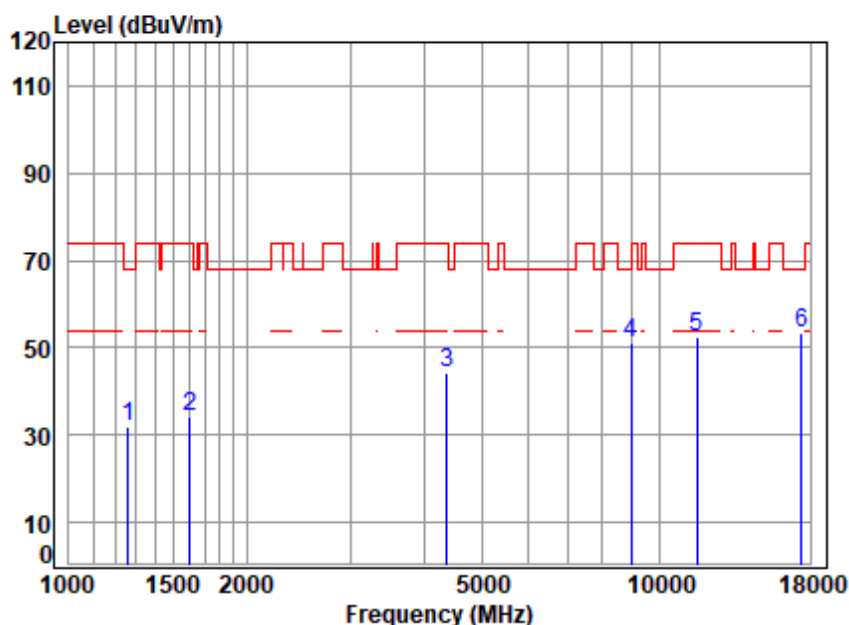
SGS-CSTC Standards Technical Services Co., Ltd. Shenzhen Branch

SZEMC-TRF-01 Rev. A/0 Aug01,2022

Report No.: SZCR230700238105

Page: 86 of 320

Test Mode: 08; Polarity: Vertical; Modulation:802.11ac; Bandwidth:40MHz; Channel:High



Site : chamber
Condition: 3m VERTICAL
Job No : 02381AT/02382AT
Mode : 5795 TX RSE
Note : 5G WIFI 11AC40

| | Freq | Cable Loss | Ant Factor | Preamp Factor | Read Level | Level | Limit Line | Over Limit | Remark |
|---|------------|------------|------------|---------------|------------|--------|------------|------------|--------|
| | MHz | dB | dB/m | dB | dBuV | dBuV/m | dBuV/m | dB | |
| 1 | 1260.149 | 3.69 | 24.54 | 37.53 | 41.04 | 31.74 | 68.20 | -36.46 | peak |
| 2 | 1601.804 | 4.20 | 26.51 | 36.63 | 40.36 | 34.44 | 74.00 | -39.56 | peak |
| 3 | 4367.058 | 7.04 | 33.57 | 34.59 | 38.28 | 44.30 | 74.00 | -29.70 | peak |
| 4 | 8969.161 | 11.87 | 36.70 | 35.52 | 38.03 | 51.08 | 68.20 | -17.12 | peak |
| 5 | 11590.000 | 13.01 | 38.00 | 36.35 | 37.76 | 52.42 | 74.00 | -21.58 | peak |
| 6 | q17385.000 | 14.79 | 43.49 | 37.44 | 32.51 | 53.35 | 68.20 | -14.85 | peak |



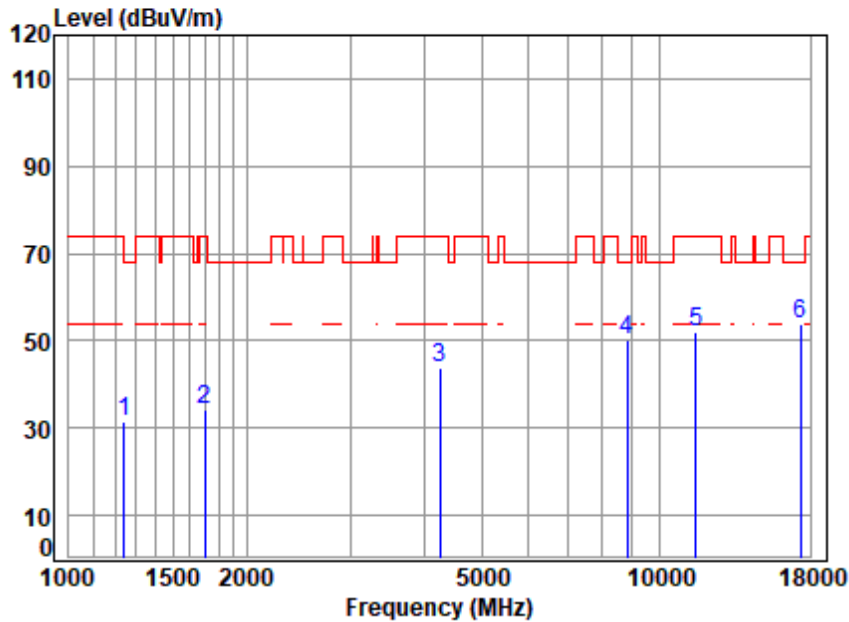
SGS-CSTC Standards Technical Services Co., Ltd.
Shenzhen Branch

Unless otherwise agreed in writing, this document is issued by the Company subject to its General Conditions of Service printed overleaf, available on request or accessible at <https://www.sgs.com/en/Terms-and-Conditions>. Attention is drawn to the limitation of liability, indemnification and jurisdiction issues defined therein. Any holder of this document is advised that information contained hereon reflects the Company's findings at the time of its intervention only and within the limits of Client's instructions, if any. The Company's sole responsibility is to its Client and this document does not exonerate parties to a transaction from exercising all their rights and obligations under the transaction documents. This document cannot be reproduced except in full, without prior written approval of the Company. Any unauthorized alteration, forgery or falsification of the content or appearance of this document is unlawful and offenders may be prosecuted to the fullest extent of the law. Unless otherwise stated the results shown in this test report refer only to the sample(s) tested and such sample(s) are retained for 30 days only.

Attention: To check the authenticity of testing /inspection report & certificate, please contact us at telephone: (86-755) 8307 1443, or email: CN.Doccheck@sgs.com

No.1 Workshop, M-10, Middle Section, Science & Technology Park, Nanshan District, Shenzhen, Guangdong, China 518057 t (86-755) 26012053 f (86-755) 26710594 www.sgs.com.cn
中国·广东·深圳市南山区科技园中区M-10栋1号厂房 邮编: 518057 t (86-755) 26012053 f (86-755) 26710594 sgs.china@sgs.com

Test Mode: 08; Polarity: Horizontal; Modulation:802.11ac; Bandwidth:80MHz; Channel:middle



Site : chamber
Condition: 3m HORIZONTAL
Job No : 02381AT/02382AT
Mode : 5775 TX RSE
Note : 5G WIFI 11AC80

| | Freq | Cable Loss | Ant Factor | Preamp Factor | Read Level | Level | Limit Line | Over Limit | Remark |
|---|------------|------------|------------|---------------|------------|--------|------------|------------|--------|
| | MHz | dB | dB/m | dB | dBuV | dBuV/m | dBuV/m | dB | |
| 1 | 1242.068 | 3.66 | 24.48 | 37.58 | 41.09 | 31.65 | 68.20 | -36.55 | peak |
| 2 | 1702.042 | 4.33 | 26.80 | 36.40 | 39.65 | 34.38 | 74.00 | -39.62 | peak |
| 3 | 4254.921 | 6.96 | 33.60 | 34.51 | 37.70 | 43.75 | 74.00 | -30.25 | peak |
| 4 | 8814.957 | 11.60 | 36.70 | 35.60 | 37.61 | 50.31 | 68.20 | -17.89 | peak |
| 5 | 11550.000 | 13.01 | 38.00 | 36.33 | 37.41 | 52.09 | 74.00 | -21.91 | peak |
| 6 | q17325.000 | 14.76 | 43.43 | 37.45 | 32.92 | 53.66 | 68.20 | -14.54 | peak |



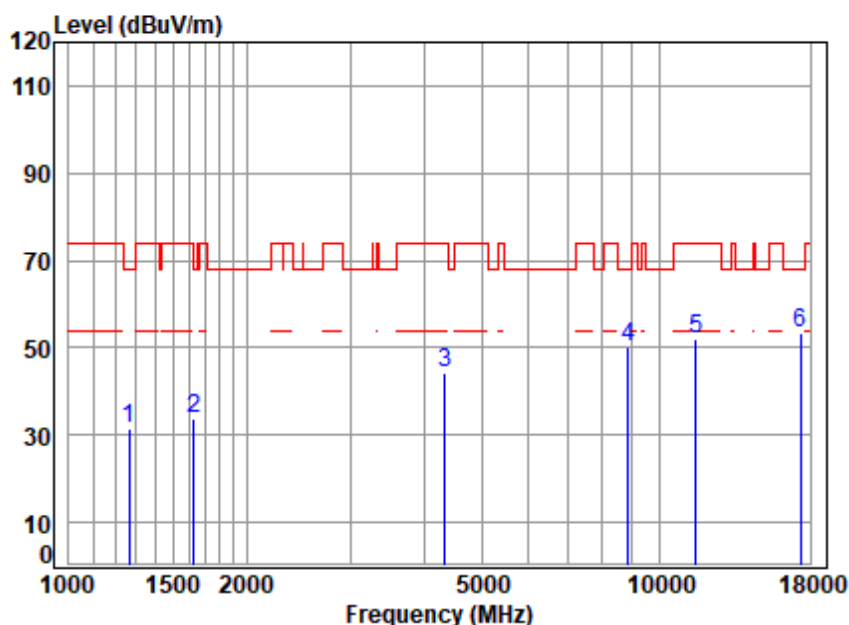
SGS-CSTC Standards Technical Services Co., Ltd. Shenzhen Branch

SZEMC-TRF-01 Rev. A/0 Aug01,2022

Report No.: SZCR230700238105

Page: 88 of 320

Test Mode: 08; Polarity: Vertical; Modulation:802.11ac; Bandwidth:80MHz; Channel:middle



Site : chamber
Condition: 3m VERTICAL
Job No : 02381AT/02382AT
Mode : 5775 TX RSE
Note : 5G WIFI 11AC80

| | Freq | Cable Loss | Ant Factor | Preamp Factor | Read Level | Level | Limit Line | Over Limit | Remark |
|---|------------|------------|------------|---------------|------------|--------|------------|------------|--------|
| | MHz | dB | dB/m | dB | dBuV | dBuV/m | dBuV/m | dB | |
| 1 | 1263.796 | 3.69 | 24.56 | 37.52 | 40.75 | 31.48 | 68.20 | -36.72 | peak |
| 2 | 1629.825 | 4.24 | 26.62 | 36.56 | 39.46 | 33.76 | 68.20 | -34.44 | peak |
| 3 | 4341.886 | 7.02 | 33.60 | 34.57 | 38.40 | 44.45 | 74.00 | -29.55 | peak |
| 4 | 8866.062 | 11.69 | 36.70 | 35.58 | 37.27 | 50.08 | 68.20 | -18.12 | peak |
| 5 | 11550.000 | 13.01 | 38.00 | 36.33 | 37.17 | 51.85 | 74.00 | -22.15 | peak |
| 6 | q17325.000 | 14.76 | 43.43 | 37.45 | 32.46 | 53.20 | 68.20 | -15.00 | peak |



SGS-CSTC Standards Technical Services Co., Ltd.
Shenzhen Branch

Unless otherwise agreed in writing, this document is issued by the Company subject to its General Conditions of Service printed overleaf, available on request or accessible at <https://www.sgs.com/en/Terms-and-Conditions>. Attention is drawn to the limitation of liability, indemnification and jurisdiction issues defined therein. Any holder of this document is advised that information contained hereon reflects the Company's findings at the time of its intervention only and within the limits of Client's instructions, if any. The Company's sole responsibility is to its Client and this document does not exonerate parties to a transaction from exercising all their rights and obligations under the transaction documents. This document cannot be reproduced except in full, without prior written approval of the Company. Any unauthorized alteration, forgery or falsification of the content or appearance of this document is unlawful and offenders may be prosecuted to the fullest extent of the law. Unless otherwise stated the results shown in this test report refer only to the sample(s) tested and such sample(s) are retained for 30 days only.

Attention: To check the authenticity of testing /inspection report & certificate, please contact us at telephone: (86-755) 8307 1443, or email: CN.Doccheck@sgs.com

No.1 Workshop, M-10, Middle Section, Science & Technology Park, Nanshan District, Shenzhen, Guangdong, China 518057 t (86-755) 26012053 f (86-755) 26710594 www.sgs.com.cn
中国·广东·深圳市南山区科技园中区M-10栋1号厂房 邮编: 518057 t (86-755) 26012053 f (86-755) 26710594 sgs.china@sgs.com

7.10 Radiated Emissions which fall in the restricted bands

Test Requirement 47 CFR Part 15, Subpart C 15.209 & Subpart E 15.407(b)

Test Method: ANSI C63.10 (2013) Section 6.10.5

Measurement Distance: 3m

Limit:

| Frequency(MHz) | Field strength(microvolts/meter) | Measurement distance(meters) |
|----------------|----------------------------------|------------------------------|
| 0.009-0.490 | 2400/F(kHz) | 300 |
| 0.490-1.705 | 24000/F(kHz) | 30 |
| 1.705-30.0 | 30 | 30 |
| 30-88 | 100 | 3 |
| 88-216 | 150 | 3 |
| 216-960 | 200 | 3 |
| Above 960 | 500 | 3 |

*(1) For transmitters operating in the 5.15-5.25 GHz band: All emissions outside of the 5.15-5.35 GHz band shall not exceed an e.i.r.p. of -27 dBm/MHz.

(2) For transmitters operating in the 5.25-5.35 GHz band: All emissions outside of the 5.15-5.35 GHz band shall not exceed an e.i.r.p. of -27 dBm/MHz.

(3) For transmitters operating in the 5.47-5.725 GHz band: All emissions outside of the 5.47-5.725 GHz band shall not exceed an e.i.r.p. of -27 dBm/MHz.

(4) For transmitters operating in the 5.725-5.85 GHz band:

(i) All emissions shall be limited to a level of -27 dBm/MHz at 75 MHz or more above or below the band edge increasing linearly to 10 dBm/MHz at 25 MHz above or below the band edge, and from 25 MHz above or below the band edge increasing linearly to a level of 15.6 dBm/MHz at 5 MHz above or below the band edge, and from 5 MHz above or below the band edge increasing linearly to a level of 27 dBm/MHz at the band edge.

Remark: The emission limits shown in the above table are based on measurements employing a CISPR quasi-peak detector except for the frequency bands 9-90kHz, 110-490kHz and above 1000 MHz. Radiated emission limits in these three bands are based on measurements employing an average detector, the peak field strength of any emission shall not exceed the maximum permitted average limits specified above by more than 20 dB under any condition of modulation.

7.10.1 E.U.T. Operation

Operating Environment:

Temperature: 22.5 °C Humidity: 50.6 % RH Atmospheric Pressure: 995 mbar



Unless otherwise agreed in writing, this document is issued by the Company subject to its General Conditions of Service printed overleaf, available on request or accessible at <https://www.sgs.com/en/Terms-and-Conditions>. Attention is drawn to the limitation of liability, indemnification and jurisdiction issues defined therein. Any holder of this document is advised that information contained hereon reflects the Company's findings at the time of its intervention only and within the limits of Client's instructions, if any. The Company's sole responsibility is to its Client and this document does not exonerate parties to a transaction from exercising all their rights and obligations under the transaction documents. This document cannot be reproduced except in full, without prior written approval of the Company. Any unauthorized alteration, forgery or falsification of the content or appearance of this document is unlawful and offenders may be prosecuted to the fullest extent of the law. Unless otherwise stated the results shown in this test report refer only to the sample(s) tested and such sample(s) are retained for 30 days only.

Attention: To check the authenticity of testing /inspection report & certificate, please contact us at telephone: (86-755) 8307 1443, or email: CN.Doccheck@sgs.com

SGS-CSTC Standards Technical Services Co., Ltd.
Shenzhen Branch Testing Laboratory

No.1 Workshop, M-10, Middle Section, Science & Technology Park, Nanshan District, Shenzhen, Guangdong, China 518057 t (86-755) 26012053 f (86-755) 26710594 www.sgsgroup.com.cn
中国·广东·深圳市南山区科技园中区M-10栋1号厂房 邮编: 518057 t (86-755) 26012053 f (86-755) 26710594 sgs.china@sgs.com

SGS-CSTC Standards Technical Services Co., Ltd. Shenzhen Branch

SZEMC-TRF-01 Rev. A/0 Aug01,2022

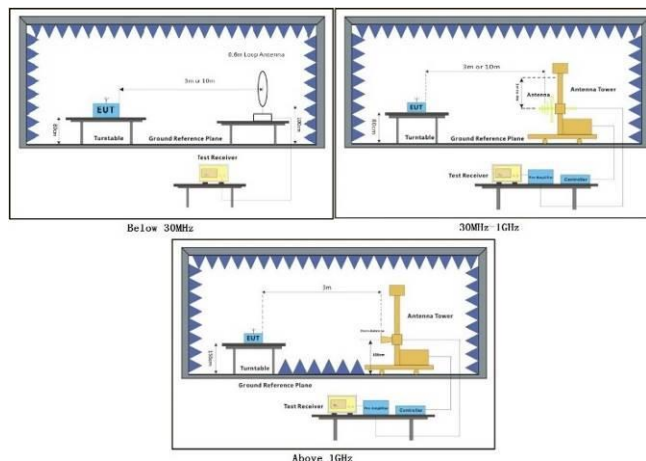
Report No.: SZCR230700238105

Page: 90 of 320

7.10.2 Test Mode Description

| Pre-scan / Final test | Mode Code | Description |
|-----------------------|-----------|---|
| Final test | 05 | TX mode (U-NII-1) _Keep the EUT in continuously transmitting mode with all modulation types. All data rates for each modulation type have been tested and found the data rate @ 6Mbps is the worst case of IEEE 802.11a; data rate @ MCS0 is the worst case of IEEE 802.11n/ac20/40/80, Only the data of worst case is recorded in the report. |
| Final test | 06 | TX mode (U-NII-2A) _Keep the EUT in continuously transmitting mode with all modulation types. All data rates for each modulation type have been tested and found the data rate @ 6Mbps is the worst case of IEEE 802.11a; data rate @ MCS0 is the worst case of IEEE 802.11n/ac20/40/80, Only the data of worst case is recorded in the report. |
| Final test | 07 | TX mode (U-NII-2C) _Keep the EUT in continuously transmitting mode with all modulation types. All data rates for each modulation type have been tested and found the data rate @ 6Mbps is the worst case of IEEE 802.11a; data rate @ MCS0 is the worst case of IEEE 802.11n/ac20/40/80, Only the data of worst case is recorded in the report. |
| Final test | 08 | TX mode (U-NII-3) _Keep the EUT in continuously transmitting mode with all modulation types. All data rates for each modulation type have been tested and found the data rate @ 6Mbps is the worst case of IEEE 802.11a; data rate @ MCS0 is the worst case of IEEE 802.11n/ac20/40/80, Only the data of worst case is recorded in the report. |

7.10.3 Test Setup Diagram



SGS-CSTC Standards Technical Services Co., Ltd.
Shenzhen Branch Inspection & Testing Services

Unless otherwise agreed in writing, this document is issued by the Company subject to its General Conditions of Service printed overleaf, available on request or accessible at <https://www.sgs.com/en/Terms-and-Conditions>. Attention is drawn to the limitation of liability, indemnification and jurisdiction issues defined therein. Any holder of this document is advised that information contained hereon reflects the Company's findings at the time of its intervention only and within the limits of Client's instructions, if any. The Company's sole responsibility is to its Client and this document does not exonerate parties to a transaction from exercising all their rights and obligations under the transaction documents. This document cannot be reproduced except in full, without prior written approval of the Company. Any unauthorized alteration, forgery or falsification of the content or appearance of this document is unlawful and offenders may be prosecuted to the fullest extent of the law. Unless otherwise stated the results shown in this test report refer only to the sample(s) tested and such sample(s) are retained for 30 days only.

Attention: To check the authenticity of testing /inspection report & certificate, please contact us at telephone: (86-755) 8307 1443, or email: CN.Doccheck@sgs.com

No.1 Workshop, M-10, Middle Section, Science & Technology Park, Nanshan District, Shenzhen, Guangdong, China 518057 t (86-755) 26012053 f (86-755) 26710594 www.sgs.com.cn
中国·广东·深圳市南山区科技园中区M-10栋1号厂房 邮编: 518057 t (86-755) 26012053 f (86-755) 26710594 sgs.china@sgs.com

7.10.4 Measurement Procedure and Data

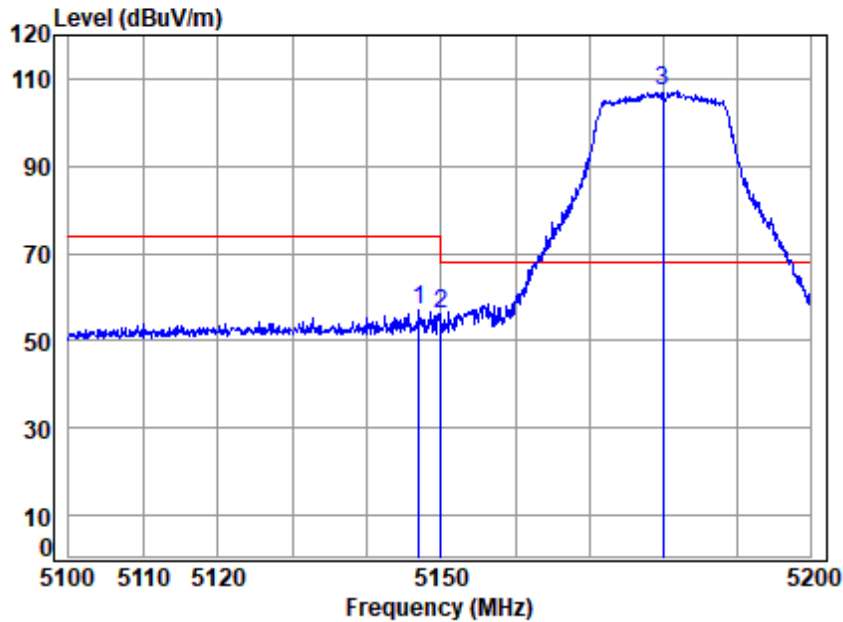
- a. For below 1GHz, the EUT was placed on the top of a rotating table 0.8 meters above the ground at a 3 or 10 meter semi-anechoic chamber. The table was rotated 360 degrees to determine the position of the highest radiation.
 - b. For above 1GHz, the EUT was placed on the top of a rotating table 1.5 meters above the ground at a 3 meter fully-anechoic chamber. The table was rotated 360 degrees to determine the position of the highest radiation.
 - c. The EUT was set 3 or 10 meters away from the interference-receiving antenna, which was mounted on the top of a variable-height antenna tower.
 - d. The antenna height is varied from one meter to four meters above the ground to determine the maximum value of the field strength. Both horizontal and vertical polarizations of the antenna are set to make the measurement.
 - e. For each suspected emission, the EUT was arranged to its worst case and then the antenna was tuned to heights from 1 meter to 4 meters (for the test frequency of below 30MHz, the antenna was tuned to heights 1 meter) and the rotatable table was turned from 0 degrees to 360 degrees to find the maximum reading.
 - f. The test-receiver system was set to Peak Detect Function and Specified Bandwidth with Maximum Hold Mode.
 - g. If the emission level of the EUT in peak mode was 10dB lower than the limit specified, then testing could be stopped and the peak values of the EUT would be reported. Otherwise the emissions that did not have 10dB margin would be re-tested one by one using peak, quasi-peak or average method as specified and then reported in a data sheet.
 - h. Test the EUT in the lowest channel, the middle channel, the Highest channel.
 - i. The radiation measurements are performed in X, Y, Z axis positioning for Transmitting mode, and found the X axis positioning which it is the worst case.
 - j. Repeat above procedures until all frequencies measured was complete.
- Remark: Level= Read Level+ Cable Loss+ Antenna Factor- Preamp Factor



Unless otherwise agreed in writing, this document is issued by the Company subject to its General Conditions of Service printed overleaf, available on request or accessible at <https://www.sgs.com/en/Terms-and-Conditions>. Attention is drawn to the limitation of liability, indemnification and jurisdiction issues defined therein. Any holder of this document is advised that information contained hereon reflects the Company's findings at the time of its intervention only and within the limits of Client's instructions, if any. The Company's sole responsibility is to its Client and this document does not exonerate parties to a transaction from exercising all their rights and obligations under the transaction documents. This document cannot be reproduced except in full, without prior written approval of the Company. Any unauthorized alteration, forgery or falsification of the content or appearance of this document is unlawful and offenders may be prosecuted to the fullest extent of the law. Unless otherwise stated the results shown in this test report refer only to the sample(s) tested and such sample(s) are retained for 30 days only.

Attention: To check the authenticity of testing /inspection report & certificate, please contact us at telephone: (86-755) 8307 1443, or email: CN.Doccheck@sgs.com

Test Mode: 05; Polarity: Horizontal; Modulation:802.11ac; Bandwidth:20MHz; Channel:Low

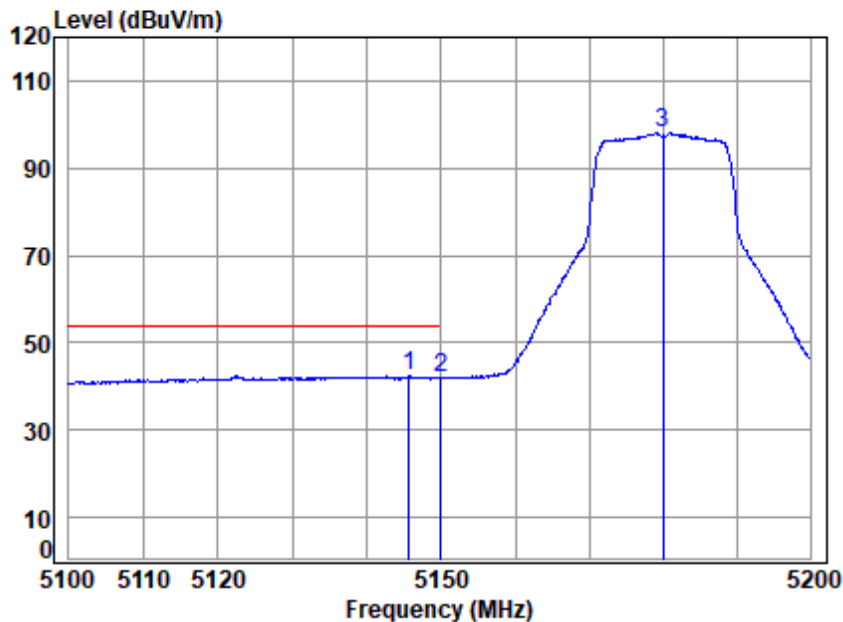


Site : chamber
Condition: 3m HORIZONTAL
Job No : 02381AT/02382AT
Mode : 5180 Band edge
: 5G WIFI 11AC20

| | | Cable | Ant | Preamp | Read | | Limit | Over | |
|-----|----------|-------|--------|--------|--------|--------|--------|--------|--------|
| | Freq | Loss | Factor | Factor | Level | Level | Line | Limit | Remark |
| | MHz | dB | dB/m | dB | dBuV | dBuV/m | dBuV/m | dB | |
| 1 | 5147.058 | 7.55 | 34.01 | 34.99 | 50.51 | 57.08 | 74.00 | -16.92 | peak |
| 2 | 5149.980 | 7.55 | 34.00 | 34.99 | 49.57 | 56.13 | 74.00 | -17.87 | peak |
| 3 q | 5180.000 | 7.57 | 34.00 | 34.99 | 100.51 | 107.09 | 68.20 | 38.89 | peak |



Test Mode: 05; Polarity: Horizontal; Modulation:802.11ac; Bandwidth:20MHz; Channel:Low

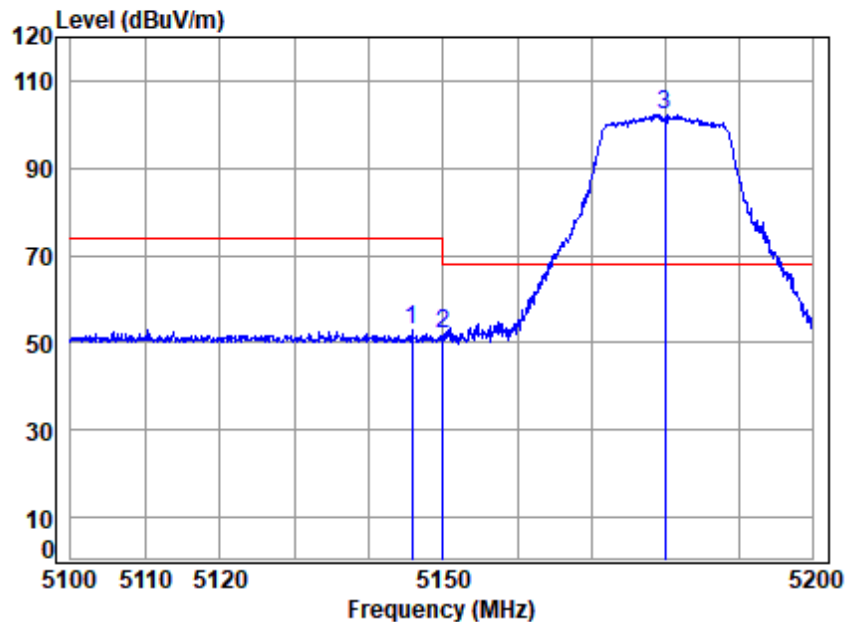


Site : chamber
Condition: 3m HORIZONTAL
Job No : 02381AT/02382AT
Mode : 5180 Band edge
: 5G WIFI 11AC20

| | | Cable | Ant | Preamp | Read | Limit | Over | |
|--------------|------|--------|--------|--------|--------|--------|--------|---------|
| Freq | Loss | Factor | Factor | Level | Level | Line | Limit | Remark |
| MHz | dB | dB/m | dB | dBuV | dBuV/m | dBuV/m | dB | |
| 1 q 5145.659 | 7.55 | 34.01 | 34.99 | 35.72 | 42.29 | 54.00 | -11.71 | Average |
| 2 5149.980 | 7.55 | 34.00 | 34.99 | 35.50 | 42.06 | 54.00 | -11.94 | Average |
| 3 5180.000 | 7.57 | 34.00 | 34.99 | 91.55 | 98.13 | ----- | ----- | Average |



Test Mode: 05; Polarity: Vertical; Modulation:802.11ac; Bandwidth:20MHz; Channel:Low

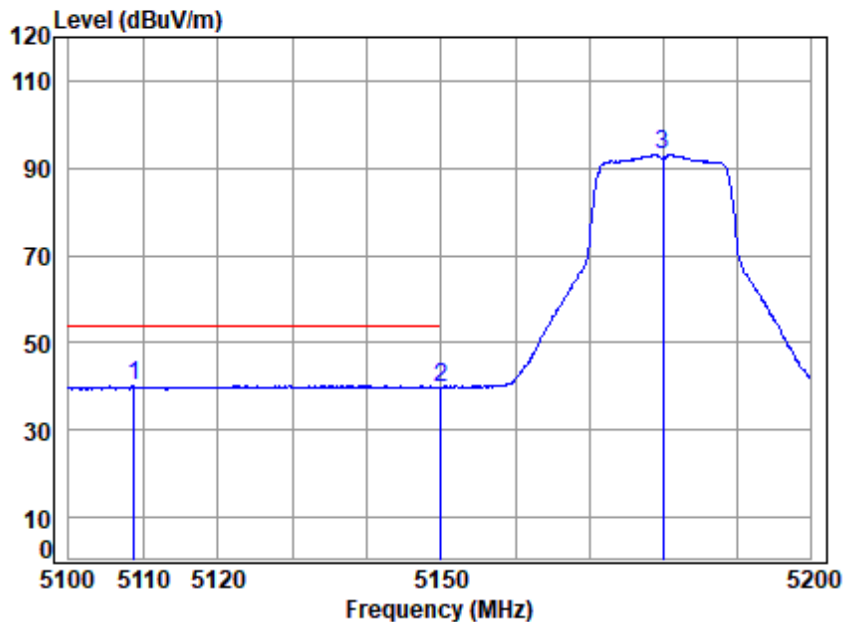


Site : chamber
Condition: 3m VERTICAL
Job No : 02381AT/02382AT
Mode : 5180 Band edge
: 5G WIFI 11AC20

| | | Cable | Ant | Preamp | Read | Limit | Over | |
|-----|----------|-------|--------|--------|-------|--------|--------|-------------|
| | Freq | Loss | Factor | Factor | Level | Line | Limit | Remark |
| | MHz | dB | dB/m | dB | dBuV | dBuV/m | dBuV/m | dB |
| 1 | 5145.759 | 7.55 | 34.01 | 34.99 | 46.27 | 52.84 | 74.00 | -21.16 Peak |
| 2 | 5149.980 | 7.55 | 34.00 | 34.99 | 45.60 | 52.16 | 74.00 | -21.84 Peak |
| 3 q | 5180.000 | 7.57 | 34.00 | 34.99 | 95.79 | 102.37 | 68.20 | 34.17 Peak |



Test Mode: 05; Polarity: Vertical; Modulation:802.11ac; Bandwidth:20MHz; Channel:Low

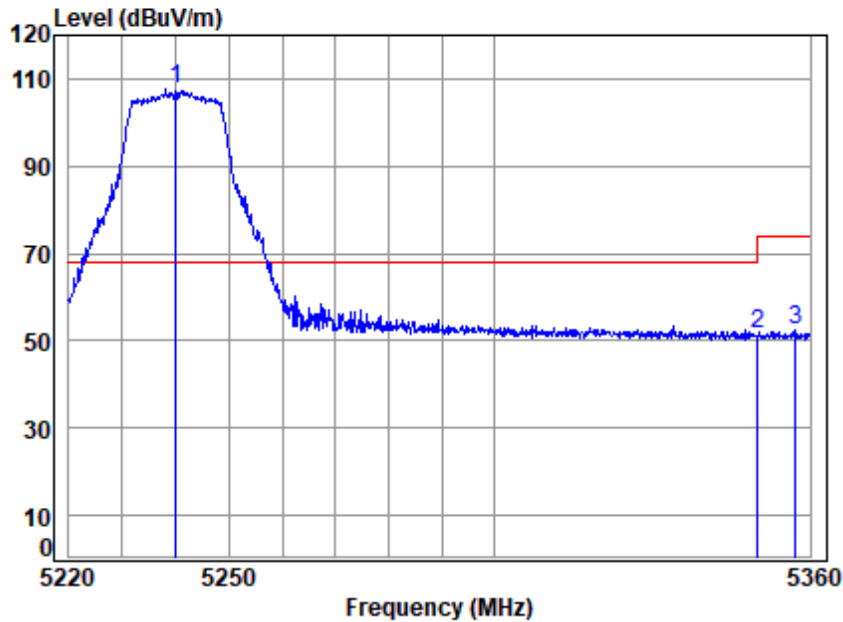


Site : chamber
Condition: 3m VERTICAL
Job No : 02381AT/02382AT
Mode : 5180 Band edge
: 5G WIFI 11AC20

| | | Cable | Ant | Preamp | Read | Limit | Over | |
|--------------|--|-------|--------|--------|-------|--------|--------|----------------|
| Freq | | Loss | Factor | Factor | Level | Level | Line | Limit Remark |
| MHz | | dB | dB/m | dB | dBuV | dBuV/m | dBuV/m | dB |
| 1 q 5108.722 | | 7.52 | 34.08 | 34.99 | 33.61 | 40.22 | 54.00 | -13.78 Average |
| 2 5149.980 | | 7.55 | 34.00 | 34.99 | 33.29 | 39.85 | 54.00 | -14.15 Average |
| 3 5180.000 | | 7.57 | 34.00 | 34.99 | 86.45 | 93.03 | ----- | ----- Average |



Test Mode: 05; Polarity: Horizontal; Modulation:802.11ac; Bandwidth:20MHz; Channel:High



Site : chamber
Condition: 3m HORIZONTAL
Job No : 02381AT/02382AT
Mode : 5240 Band edge
: 5G WIFI 11AC20

| | | Cable | Ant | Preamp | Read | | Limit | Over | |
|-----|----------|-------|--------|--------|--------|--------|--------|--------|--------|
| | Freq | Loss | Factor | Factor | Level | Level | Line | Limit | Remark |
| | MHz | dB | dB/m | dB | dBuV | dBuV/m | dBuV/m | dB | |
| 1 q | 5240.000 | 7.62 | 34.00 | 35.00 | 100.86 | 107.48 | 68.20 | 39.28 | peak |
| 2 | 5350.020 | 7.70 | 34.30 | 35.00 | 44.46 | 51.46 | 74.00 | -22.54 | peak |
| 3 | 5357.305 | 7.71 | 34.33 | 35.00 | 45.28 | 52.32 | 74.00 | -21.68 | peak |



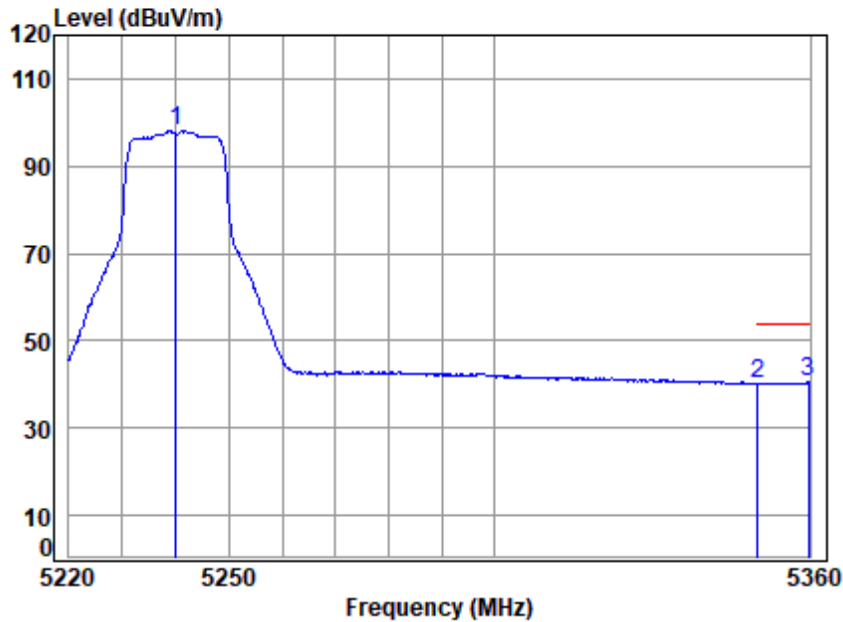
SGS-CSTC Standards Technical Services Co., Ltd. Shenzhen Branch

SZEMC-TRF-01 Rev. A/0 Aug01,2022

Report No.: SZCR230700238105

Page: 97 of 320

Test Mode: 05; Polarity: Horizontal; Modulation:802.11ac; Bandwidth:20MHz; Channel:High



Site : chamber
Condition: 3m HORIZONTAL
Job No : 02381AT/02382AT
Mode : 5240 Band edge
: 5G WIFI 11AC20

| | Freq | Cable Loss | Ant Factor | Preamp Factor | Read Level | Level | Limit Line | Over Limit | Remark |
|-----|----------|------------|------------|---------------|------------|--------|------------|------------|---------|
| | MHz | dB | dB/m | dB | dBuV | dBuV/m | dBuV/m | dB | |
| 1 | 5240.000 | 7.62 | 34.00 | 35.00 | 91.63 | 98.25 | ----- | ----- | Average |
| 2 | 5350.020 | 7.70 | 34.30 | 35.00 | 33.13 | 40.13 | 54.00 | -13.87 | Average |
| 3 q | 5359.716 | 7.71 | 34.34 | 35.00 | 33.40 | 40.45 | 54.00 | -13.55 | Average |



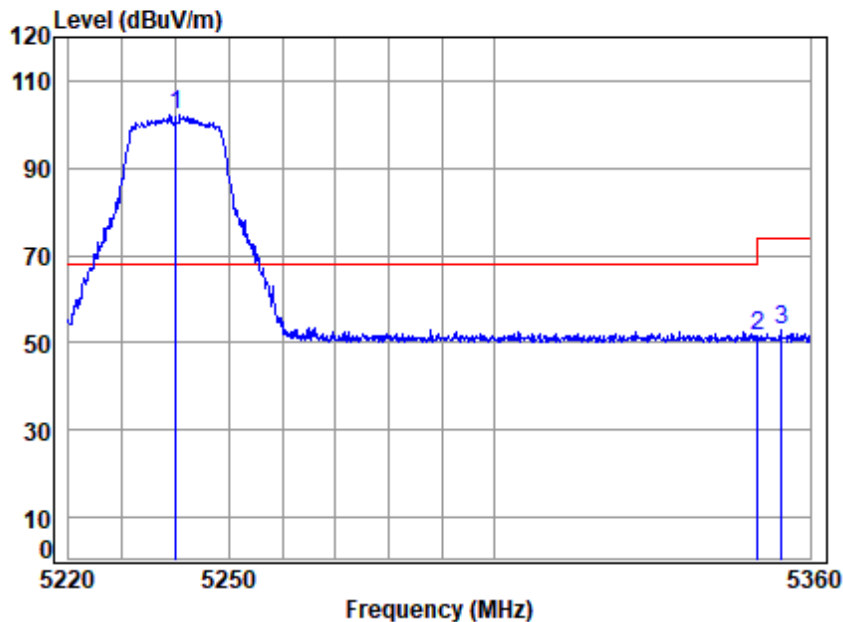
SGS-CSTC Standards Technical Services Co., Ltd.
Shenzhen Branch Inspection & Testing Laboratory

Unless otherwise agreed in writing, this document is issued by the Company subject to its General Conditions of Service printed overleaf, available on request or accessible at <https://www.sgs.com/en/Terms-and-Conditions>. Attention is drawn to the limitation of liability, indemnification and jurisdiction issues defined therein. Any holder of this document is advised that information contained hereon reflects the Company's findings at the time of its intervention only and within the limits of Client's instructions, if any. The Company's sole responsibility is to its Client and this document does not exonerate parties to a transaction from exercising all their rights and obligations under the transaction documents. This document cannot be reproduced except in full, without prior written approval of the Company. Any unauthorized alteration, forgery or falsification of the content or appearance of this document is unlawful and offenders may be prosecuted to the fullest extent of the law. Unless otherwise stated the results shown in this test report refer only to the sample(s) tested and such sample(s) are retained for 30 days only.

Attention: To check the authenticity of testing /inspection report & certificate, please contact us at telephone: (86-755) 8307 1443, or email: CN.Doccheck@sgs.com

No.1 Workshop, M-10, Middle Section, Science & Technology Park, Nanshan District, Shenzhen, Guangdong, China 518057 t (86-755) 26012053 f (86-755) 26710594 www.sgs.com.cn
中国·广东·深圳市南山区科技园中区M-10栋1号厂房 邮编: 518057 t (86-755) 26012053 f (86-755) 26710594 sgs.china@sgs.com

Test Mode: 05; Polarity: Vertical; Modulation:802.11ac; Bandwidth:20MHz; Channel:High



Site : chamber
Condition: 3m VERTICAL
Job No : 02381AT/02382AT
Mode : 5240 Band edge
: 5G WIFI 11AC20

| | | Cable | Ant | Preamp | Read | Limit | Over | |
|-----|----------|-------|--------|--------|-------|--------|--------|-------------|
| | Freq | Loss | Factor | Factor | Level | Line | Limit | Remark |
| | MHz | dB | dB/m | dB | dBuV | dBuV/m | dBuV/m | dB |
| 1 q | 5240.000 | 7.62 | 34.00 | 35.00 | 95.50 | 102.12 | 68.20 | 33.92 Peak |
| 2 | 5350.020 | 7.70 | 34.30 | 35.00 | 44.42 | 51.42 | 74.00 | -22.58 Peak |
| 3 | 5354.470 | 7.71 | 34.32 | 35.00 | 46.01 | 53.04 | 74.00 | -20.96 Peak |



Unless otherwise agreed in writing, this document is issued by the Company subject to its General Conditions of Service printed overleaf, available on request or accessible at <https://www.sgs.com/en/Terms-and-Conditions>. Attention is drawn to the limitation of liability, indemnification and jurisdiction issues defined therein. Any holder of this document is advised that information contained hereon reflects the Company's findings at the time of its intervention only and within the limits of Client's instructions, if any. The Company's sole responsibility is to its Client and this document does not exonerate parties to a transaction from exercising all their rights and obligations under the transaction documents. This document cannot be reproduced except in full, without prior written approval of the Company. Any unauthorized alteration, forgery or falsification of the content or appearance of this document is unlawful and offenders may be prosecuted to the fullest extent of the law. Unless otherwise stated the results shown in this test report refer only to the sample(s) tested and such sample(s) are retained for 30 days only.

Attention: To check the authenticity of testing /inspection report & certificate, please contact us at telephone: (86-755) 8307 1443, or email: CN.Doccheck@sgs.com

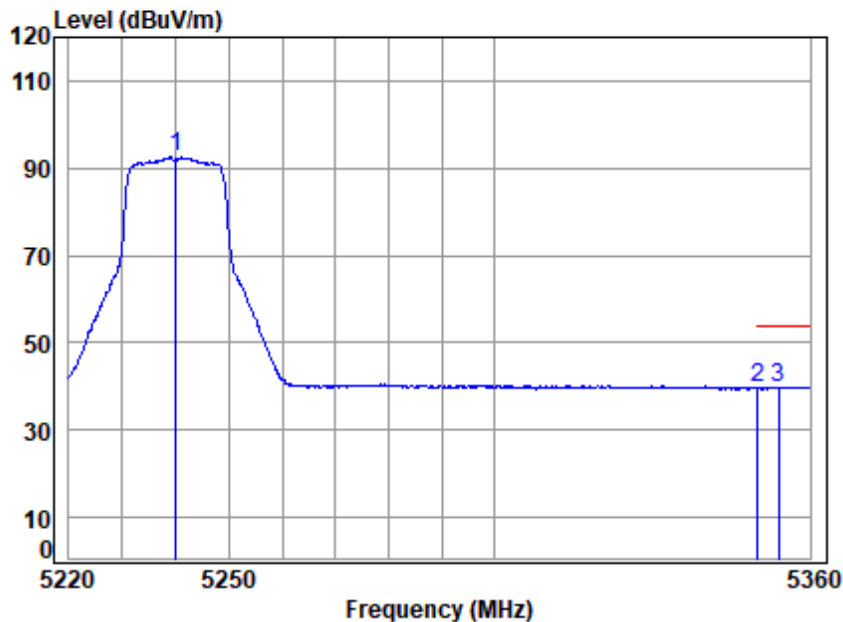
SGS-CSTC Standards Technical Services Co., Ltd. Shenzhen Branch

SZEMC-TRF-01 Rev. A/0 Aug01,2022

Report No.: SZCR230700238105

Page: 99 of 320

Test Mode: 05; Polarity: Vertical; Modulation:802.11ac; Bandwidth:20MHz; Channel:High



Site : chamber
Condition: 3m VERTICAL
Job No : 02381AT/02382AT
Mode : 5240 Band edge
: 5G WIFI 11AC20

| | | Cable | Ant | Preamp | Read | Limit | Over | |
|------|----------|-------|--------|--------|-------|--------|--------|----------------|
| Freq | | Loss | Factor | Factor | Level | Level | Line | Limit Remark |
| MHz | | dB | dB/m | dB | dBuV | dBuV/m | dBuV/m | dB |
| 1 | 5240.000 | 7.62 | 34.00 | 35.00 | 86.07 | 92.69 | ----- | ----- Average |
| 2 | 5350.020 | 7.70 | 34.30 | 35.00 | 32.72 | 39.72 | 54.00 | -14.28 Average |
| 3 q | 5353.903 | 7.71 | 34.32 | 35.00 | 32.81 | 39.84 | 54.00 | -14.16 Average |



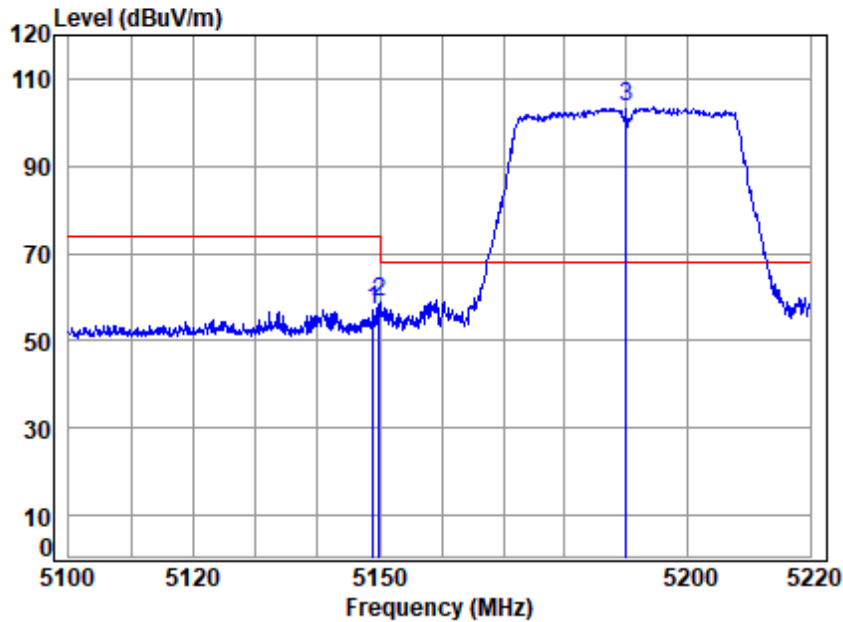
SGS-CSTC Standards Technical Services Co., Ltd.
Shenzhen Branch Inspection & Testing Laboratory

Unless otherwise agreed in writing, this document is issued by the Company subject to its General Conditions of Service printed overleaf, available on request or accessible at <https://www.sgs.com/en/Terms-and-Conditions>. Attention is drawn to the limitation of liability, indemnification and jurisdiction issues defined therein. Any holder of this document is advised that information contained hereon reflects the Company's findings at the time of its intervention only and within the limits of Client's instructions, if any. The Company's sole responsibility is to its Client and this document does not exonerate parties to a transaction from exercising all their rights and obligations under the transaction documents. This document cannot be reproduced except in full, without prior written approval of the Company. Any unauthorized alteration, forgery or falsification of the content or appearance of this document is unlawful and offenders may be prosecuted to the fullest extent of the law. Unless otherwise stated the results shown in this test report refer only to the sample(s) tested and such sample(s) are retained for 30 days only.

Attention: To check the authenticity of testing /inspection report & certificate, please contact us at telephone: (86-755) 8307 1443, or email: CN.Doccheck@sgs.com

No.1 Workshop, M-10, Middle Section, Science & Technology Park, Nanshan District, Shenzhen, Guangdong, China 518057 t (86-755) 26012053 f (86-755) 26710594 www.sgs.com.cn
中国·广东·深圳市南山区科技园中区M-10栋1号厂房 邮编: 518057 t (86-755) 26012053 f (86-755) 26710594 sgs.china@sgs.com

Test Mode: 05; Polarity: Horizontal; Modulation:802.11ac; Bandwidth:40MHz; Channel:Low



Site : chamber
Condition: 3m HORIZONTAL
Job No : 02381AT/02382AT
Mode : 5190 Band edge
: 5G WIFI 11AC40

| | | Cable | Ant | Preamp | Read | Limit | Over | |
|------|----------|-------|--------|--------|-------|--------|--------|-------------|
| Freq | | Loss | Factor | Factor | Level | Line | Limit | Remark |
| MHz | | dB | dB/m | dB | dBuV | dBuV/m | dBuV/m | dB |
| 1 | 5148.863 | 7.55 | 34.00 | 34.99 | 50.62 | 57.18 | 74.00 | -16.82 peak |
| 2 | 5149.980 | 7.55 | 34.00 | 34.99 | 52.19 | 58.75 | 74.00 | -15.25 peak |
| 3 q | 5190.000 | 7.58 | 34.00 | 34.99 | 96.76 | 103.35 | 68.20 | 35.15 peak |



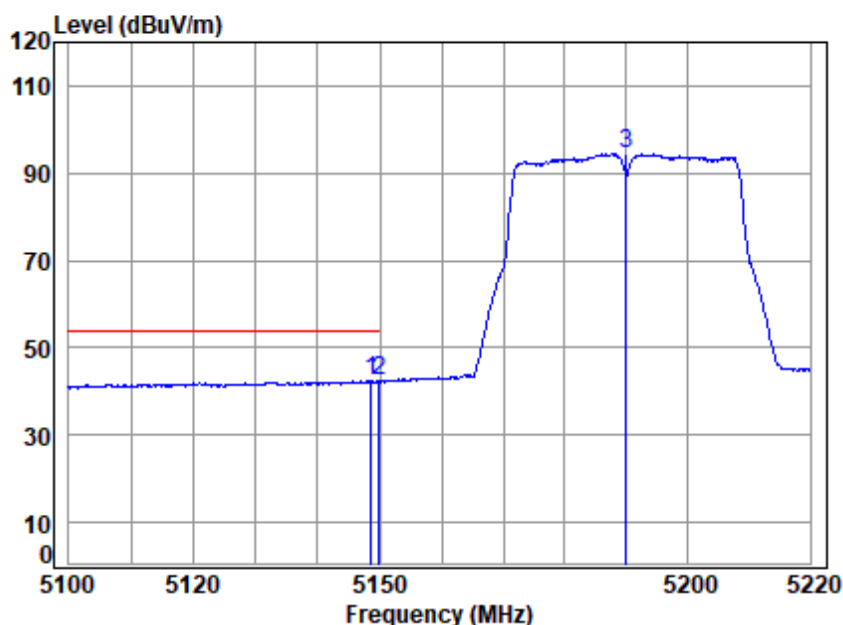
SGS-CSTC Standards Technical Services Co., Ltd. Shenzhen Branch

SZEMC-TRF-01 Rev. A/0 Aug01,2022

Report No.: SZCR230700238105

Page: 101 of 320

Test Mode: 05; Polarity: Horizontal; Modulation:802.11ac; Bandwidth:40MHz; Channel:Low



Site : chamber
Condition: 3m HORIZONTAL
Job No : 02381AT/02382AT
Mode : 5190 Band edge
: 5G WIFI 11AC40

| | | Cable | Ant | Preamp | Read | Limit | Over | |
|--------------|--|-------|--------|--------|-------|--------|--------|----------------|
| Freq | | Loss | Factor | Factor | Level | Level | Line | Limit Remark |
| MHz | | dB | dB/m | dB | dBuV | dBuV/m | dBuV/m | dB |
| 1 q 5148.623 | | 7.55 | 34.00 | 34.99 | 35.76 | 42.32 | 54.00 | -11.68 Average |
| 2 5149.980 | | 7.55 | 34.00 | 34.99 | 35.75 | 42.31 | 54.00 | -11.69 Average |
| 3 5190.000 | | 7.58 | 34.00 | 34.99 | 87.76 | 94.35 | ----- | ----- Average |



Unless otherwise agreed in writing, this document is issued by the Company subject to its General Conditions of Service printed overleaf, available on request or accessible at <https://www.sgs.com/en/Terms-and-Conditions>. Attention is drawn to the limitation of liability, indemnification and jurisdiction issues defined therein. Any holder of this document is advised that information contained hereon reflects the Company's findings at the time of its intervention only and within the limits of Client's instructions, if any. The Company's sole responsibility is to its Client and this document does not exonerate parties to a transaction from exercising all their rights and obligations under the transaction documents. This document cannot be reproduced except in full, without prior written approval of the Company. Any unauthorized alteration, forgery or falsification of the content or appearance of this document is unlawful and offenders may be prosecuted to the fullest extent of the law. Unless otherwise stated the results shown in this test report refer only to the sample(s) tested and such sample(s) are retained for 30 days only.

Attention: To check the authenticity of testing /inspection report & certificate, please contact us at telephone: (86-755) 8307 1443, or email: CN.Doccheck@sgs.com

SGS-CSTC Standards Technical Services Co., Ltd.
Shenzhen Branch Inspection & Testing Laboratory

No.1 Workshop, M-10, Middle Section, Science & Technology Park, Nanshan District, Shenzhen, Guangdong, China 518057 t (86-755) 26012053 f (86-755) 26710594 www.sgs.com.cn
中国·广东·深圳市南山区科技园中区M-10栋1号厂房 邮编: 518057 t (86-755) 26012053 f (86-755) 26710594 sgs.china@sgs.com

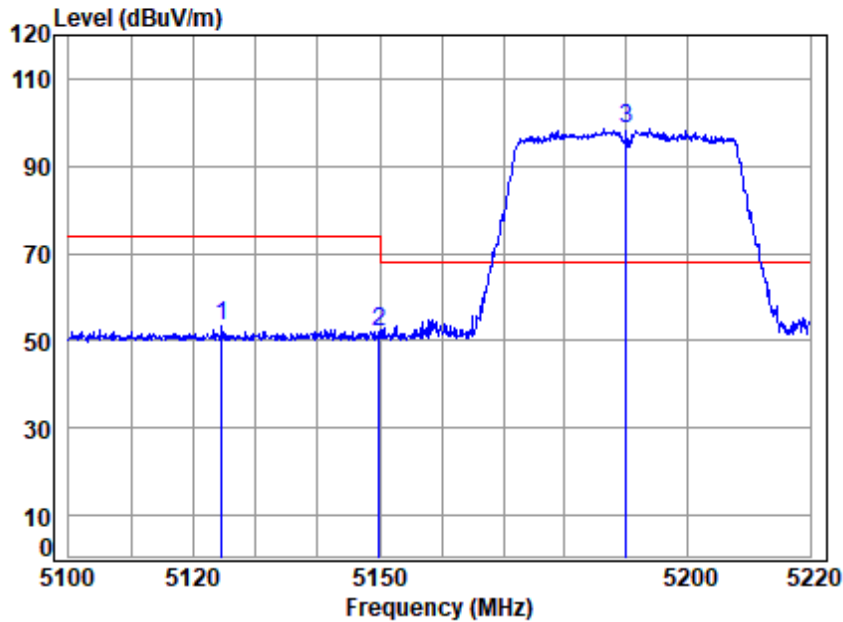
SGS-CSTC Standards Technical Services Co., Ltd. Shenzhen Branch

SZEMC-TRF-01 Rev. A/0 Aug01,2022

Report No.: SZCR230700238105

Page: 102 of 320

Test Mode: 05; Polarity: Vertical; Modulation:802.11ac; Bandwidth:40MHz; Channel:Low



Site : chamber
Condition: 3m VERTICAL
Job No : 02381AT/02382AT
Mode : 5190 Band edge
: 5G WIFI 11AC40

| | | Cable | Ant | Preamp | Read | Limit | Over | |
|-----|----------|-------|--------|--------|-------|--------|--------|-------------|
| | Freq | Loss | Factor | Factor | Level | Line | Limit | Remark |
| | MHz | dB | dB/m | dB | dBuV | dBuV/m | dBuV/m | dB |
| 1 | 5124.611 | 7.53 | 34.05 | 34.99 | 46.78 | 53.37 | 74.00 | -20.63 Peak |
| 2 | 5149.980 | 7.55 | 34.00 | 34.99 | 45.50 | 52.06 | 74.00 | -21.94 Peak |
| 3 q | 5190.000 | 7.58 | 34.00 | 34.99 | 92.08 | 98.67 | 68.20 | 30.47 Peak |



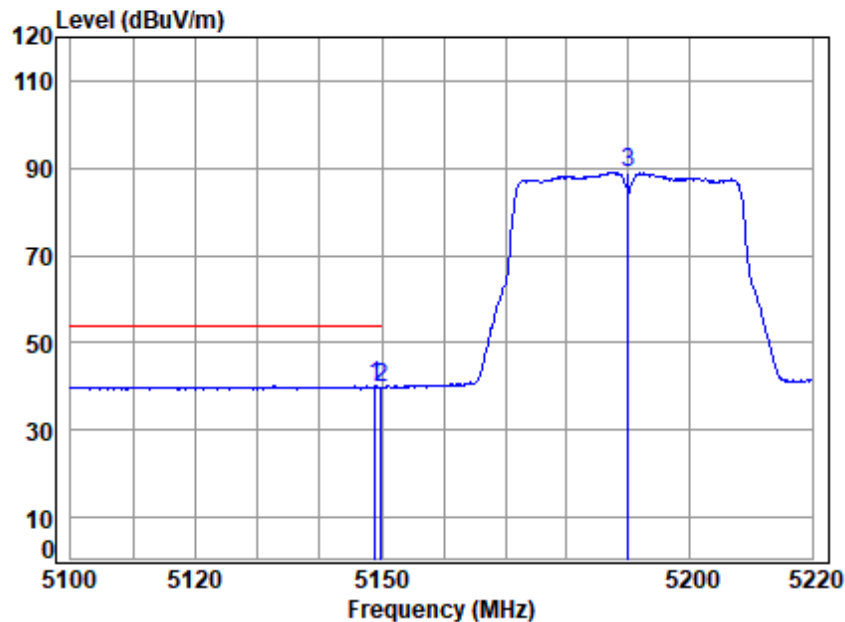
SGS-CSTC Standards Technical Services Co., Ltd.
Shenzhen Branch

Unless otherwise agreed in writing, this document is issued by the Company subject to its General Conditions of Service printed overleaf, available on request or accessible at <https://www.sgs.com/en/Terms-and-Conditions>. Attention is drawn to the limitation of liability, indemnification and jurisdiction issues defined therein. Any holder of this document is advised that information contained hereon reflects the Company's findings at the time of its intervention only and within the limits of Client's instructions, if any. The Company's sole responsibility is to its Client and this document does not exonerate parties to a transaction from exercising all their rights and obligations under the transaction documents. This document cannot be reproduced except in full, without prior written approval of the Company. Any unauthorized alteration, forgery or falsification of the content or appearance of this document is unlawful and offenders may be prosecuted to the fullest extent of the law. Unless otherwise stated the results shown in this test report refer only to the sample(s) tested and such sample(s) are retained for 30 days only.

Attention: To check the authenticity of testing /inspection report & certificate, please contact us at telephone: (86-755) 8307 1443, or email: CN.Doccheck@sgs.com

No.1 Workshop, M-10, Middle Section, Science & Technology Park, Nanshan District, Shenzhen, Guangdong, China 518057 t (86-755) 26012053 f (86-755) 26710594 www.sgs.com.cn
中国·广东·深圳市南山区科技园中区M-10栋1号厂房 邮编: 518057 t (86-755) 26012053 f (86-755) 26710594 sgs.china@sgs.com

Test Mode: 05; Polarity: Vertical; Modulation:802.11ac; Bandwidth:40MHz; Channel:Low

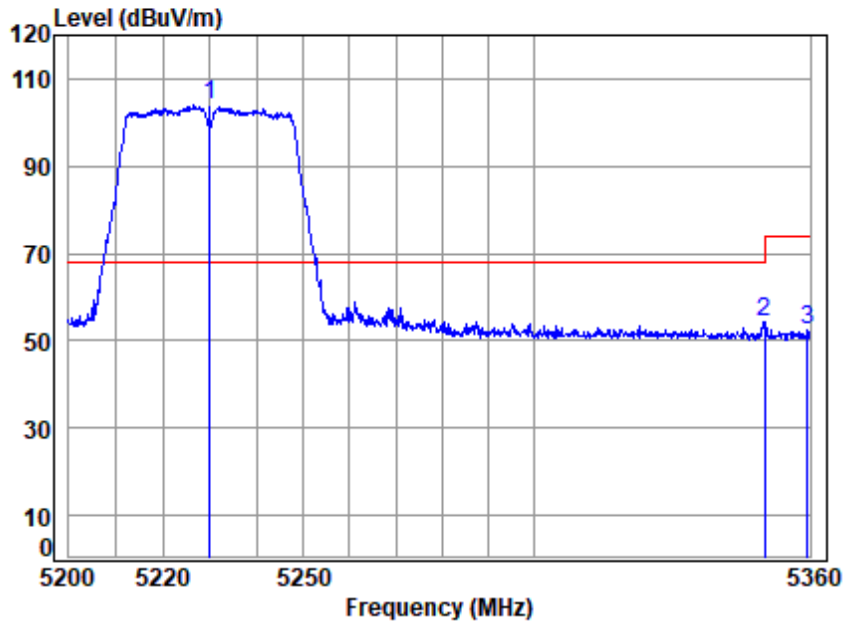


Site : chamber
Condition: 3m VERTICAL
Job No : 02381AT/02382AT
Mode : 5190 Band edge
: 5G WIFI 11AC40

| | | Cable | Ant | Preamp | Read | Limit | Over | |
|--------------|--|-------|--------|--------|-------|--------|--------|----------------|
| Freq | | Loss | Factor | Factor | Level | Line | Limit | Remark |
| MHz | | dB | dB/m | dB | dBuV | dBuV/m | dBuV/m | dB |
| 1 q 5148.863 | | 7.55 | 34.00 | 34.99 | 33.46 | 40.02 | 54.00 | -13.98 Average |
| 2 5149.980 | | 7.55 | 34.00 | 34.99 | 33.32 | 39.88 | 54.00 | -14.12 Average |
| 3 5190.000 | | 7.58 | 34.00 | 34.99 | 82.58 | 89.17 | ----- | ----- Average |



Test Mode: 05; Polarity: Horizontal; Modulation:802.11ac; Bandwidth:40MHz; Channel:High



Site : chamber
Condition: 3m HORIZONTAL
Job No : 02381AT/02382AT
Mode : 5230 Band edge
: 5G WIFI 11AC40

| | | Cable | Ant | Preamp | Read | | Limit | Over | |
|-----|----------|-------|--------|--------|-------|--------|--------|--------|--------|
| | Freq | Loss | Factor | Factor | Level | Level | Line | Limit | Remark |
| | MHz | dB | dB/m | dB | dBuV | dBuV/m | dBuV/m | dB | |
| 1 q | 5230.000 | 7.61 | 34.00 | 34.99 | 97.35 | 103.97 | 68.20 | 35.77 | peak |
| 2 | 5350.020 | 7.70 | 34.30 | 35.00 | 47.43 | 54.43 | 74.00 | -19.57 | peak |
| 3 | 5359.513 | 7.71 | 34.34 | 35.00 | 45.52 | 52.57 | 74.00 | -21.43 | peak |



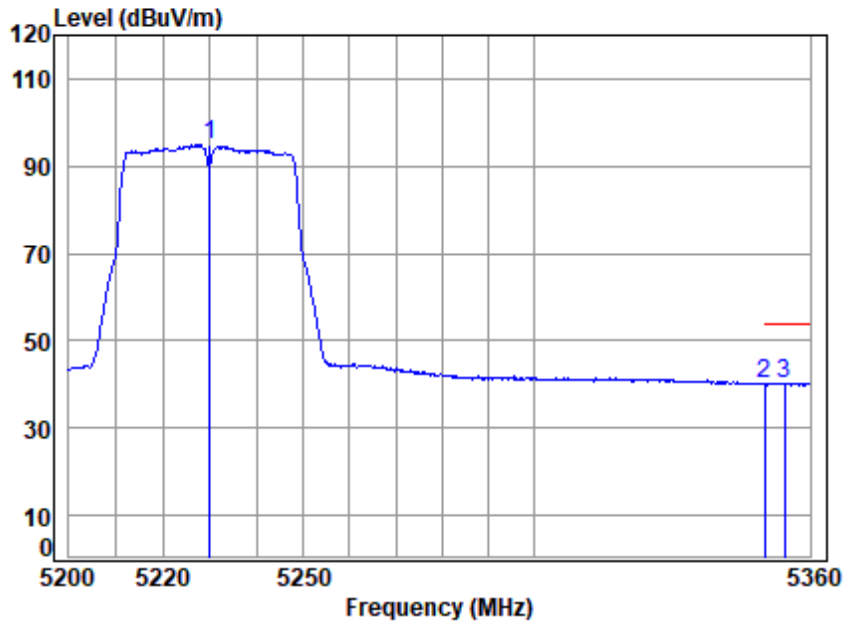
SGS-CSTC Standards Technical Services Co., Ltd. Shenzhen Branch

SZEMC-TRF-01 Rev. A/0 Aug01,2022

Report No.: SZCR230700238105

Page: 105 of 320

Test Mode: 05; Polarity: Horizontal; Modulation:802.11ac; Bandwidth:40MHz; Channel:High



Site : chamber
Condition: 3m HORIZONTAL
Job No : 02381AT/02382AT
Mode : 5230 Band edge
: 5G WIFI 11AC40

| | | Cable | Ant | Preamp | Read | Limit | Over | |
|-----|----------|-------|--------|--------|-------|--------|--------|----------------|
| | Freq | Loss | Factor | Factor | Level | Level | Line | Limit Remark |
| | MHz | dB | dB/m | dB | dBuV | dBuV/m | dBuV/m | dB |
| 1 | 5230.000 | 7.61 | 34.00 | 34.99 | 88.21 | 94.83 | ----- | ----- Average |
| 2 | 5350.020 | 7.70 | 34.30 | 35.00 | 33.23 | 40.23 | 54.00 | -13.77 Average |
| 3 q | 5354.480 | 7.71 | 34.32 | 35.00 | 33.28 | 40.31 | 54.00 | -13.69 Average |



SGS-CSTC Standards Technical Services Co., Ltd.
Shenzhen Branch

Unless otherwise agreed in writing, this document is issued by the Company subject to its General Conditions of Service printed overleaf, available on request or accessible at <https://www.sgs.com/en/Terms-and-Conditions>. Attention is drawn to the limitation of liability, indemnification and jurisdiction issues defined therein. Any holder of this document is advised that information contained hereon reflects the Company's findings at the time of its intervention only and within the limits of Client's instructions, if any. The Company's sole responsibility is to its Client and this document does not exonerate parties to a transaction from exercising all their rights and obligations under the transaction documents. This document cannot be reproduced except in full, without prior written approval of the Company. Any unauthorized alteration, forgery or falsification of the content or appearance of this document is unlawful and offenders may be prosecuted to the fullest extent of the law. Unless otherwise stated the results shown in this test report refer only to the sample(s) tested and such sample(s) are retained for 30 days only.

Attention: To check the authenticity of testing /inspection report & certificate, please contact us at telephone: (86-755) 8307 1443, or email: CN.Doccheck@sgs.com

No.1 Workshop, M-10, Middle Section, Science & Technology Park, Nanshan District, Shenzhen, Guangdong, China 518057 t (86-755) 26012053 f (86-755) 26710594 www.sgsgroup.com.cn
中国·广东·深圳市南山区科技园中区M-10栋1号厂房 邮编: 518057 t (86-755) 26012053 f (86-755) 26710594 sgs.china@sgs.com

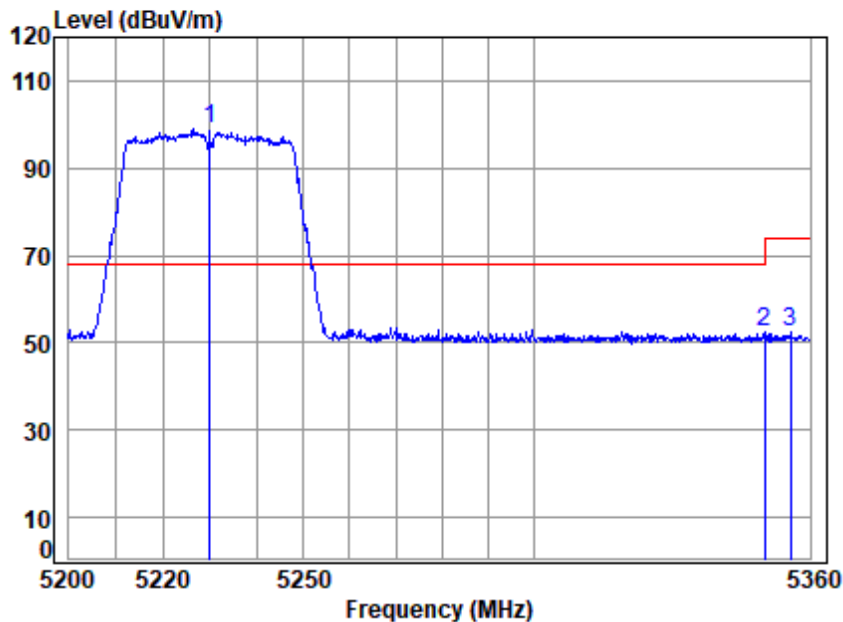
SGS-CSTC Standards Technical Services Co., Ltd. Shenzhen Branch

SZEMC-TRF-01 Rev. A/0 Aug01,2022

Report No.: SZCR230700238105

Page: 106 of 320

Test Mode: 05; Polarity: Vertical; Modulation:802.11ac; Bandwidth:40MHz; Channel:High



Site : chamber
Condition: 3m VERTICAL
Job No : 02381AT/02382AT
Mode : 5230 Band edge
: 5G WIFI 11AC40

| | | Cable | Ant | Preamp | Read | | Limit | Over | |
|-----|----------|-------|--------|--------|-------|--------|--------|--------|--------|
| | Freq | Loss | Factor | Factor | Level | Level | Line | Limit | Remark |
| | MHz | dB | dB/m | dB | dBuV | dBuV/m | dBuV/m | dB | |
| 1 q | 5230.000 | 7.61 | 34.00 | 34.99 | 92.23 | 98.85 | 68.20 | 30.65 | Peak |
| 2 | 5350.020 | 7.70 | 34.30 | 35.00 | 45.65 | 52.65 | 74.00 | -21.35 | Peak |
| 3 | 5355.616 | 7.71 | 34.32 | 35.00 | 45.36 | 52.39 | 74.00 | -21.61 | Peak |



Unless otherwise agreed in writing, this document is issued by the Company subject to its General Conditions of Service printed overleaf, available on request or accessible at <https://www.sgs.com/en/Terms-and-Conditions>. Attention is drawn to the limitation of liability, indemnification and jurisdiction issues defined therein. Any holder of this document is advised that information contained hereon reflects the Company's findings at the time of its intervention only and within the limits of Client's instructions, if any. The Company's sole responsibility is to its Client and this document does not exonerate parties to a transaction from exercising all their rights and obligations under the transaction documents. This document cannot be reproduced except in full, without prior written approval of the Company. Any unauthorized alteration, forgery or falsification of the content or appearance of this document is unlawful and offenders may be prosecuted to the fullest extent of the law. Unless otherwise stated the results shown in this test report refer only to the sample(s) tested and such sample(s) are retained for 30 days only.

Attention: To check the authenticity of testing /inspection report & certificate, please contact us at telephone: (86-755) 8307 1443, or email: CN.Doccheck@sgs.com

SGS-CSTC Standards Technical Services Co., Ltd.
Shenzhen Branch

No.1 Workshop, M-10, Middle Section, Science & Technology Park, Nanshan District, Shenzhen, Guangdong, China 518057 t (86-755) 26012053 f (86-755) 26710594 www.sgsgroup.com.cn
中国·广东·深圳市南山区科技园中区M-10栋1号厂房 邮编: 518057 t (86-755) 26012053 f (86-755) 26710594 sgs.china@sgs.com

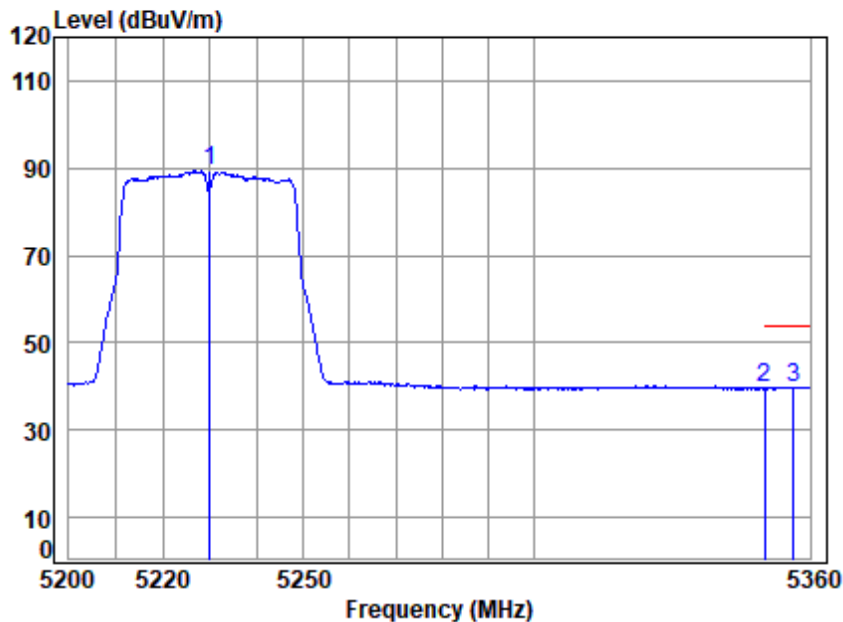
SGS-CSTC Standards Technical Services Co., Ltd. Shenzhen Branch

SZEMC-TRF-01 Rev. A/0 Aug01,2022

Report No.: SZCR230700238105

Page: 107 of 320

Test Mode: 05; Polarity: Vertical; Modulation:802.11ac; Bandwidth:40MHz; Channel:High



Site : chamber
Condition: 3m VERTICAL
Job No : 02381AT/02382AT
Mode : 5230 Band edge
: 5G WIFI 11AC40

| | | Cable | Ant | Preamp | Read | | Limit | Over | |
|-----|----------|-------|--------|--------|-------|--------|--------|--------|---------|
| | Freq | Loss | Factor | Factor | Level | Level | Line | Limit | Remark |
| | MHz | dB | dB/m | dB | dBuV | dBuV/m | dBuV/m | dB | |
| 1 | 5230.000 | 7.61 | 34.00 | 34.99 | 82.86 | 89.48 | ----- | ----- | Average |
| 2 | 5350.020 | 7.70 | 34.30 | 35.00 | 32.62 | 39.62 | 54.00 | -14.38 | Average |
| 3 q | 5356.428 | 7.71 | 34.33 | 35.00 | 32.80 | 39.84 | 54.00 | -14.16 | Average |



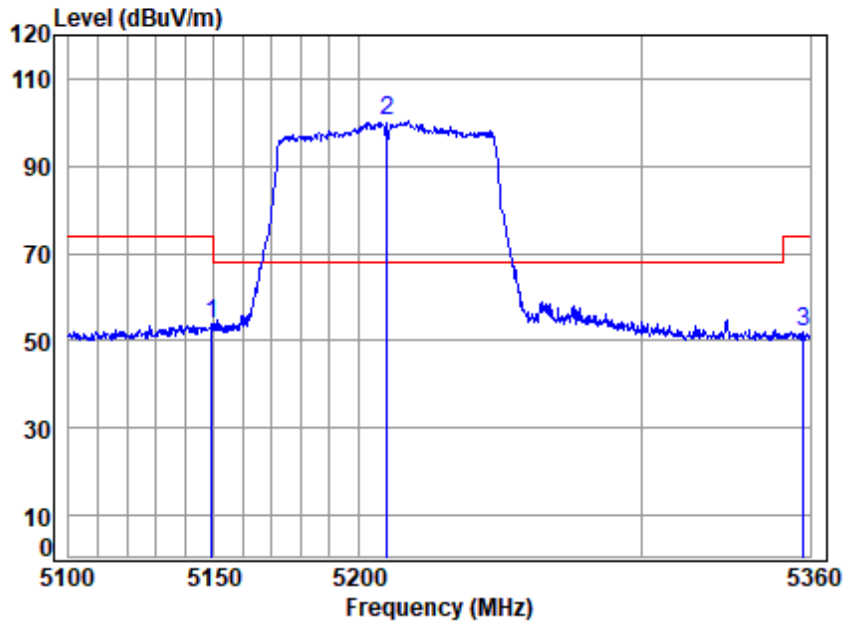
SGS-CSTC Standards Technical Services Co., Ltd.
Shenzhen Branch Inspection & Testing Laboratory

Unless otherwise agreed in writing, this document is issued by the Company subject to its General Conditions of Service printed overleaf, available on request or accessible at <https://www.sgs.com/en/Terms-and-Conditions>. Attention is drawn to the limitation of liability, indemnification and jurisdiction issues defined therein. Any holder of this document is advised that information contained hereon reflects the Company's findings at the time of its intervention only and within the limits of Client's instructions, if any. The Company's sole responsibility is to its Client and this document does not exonerate parties to a transaction from exercising all their rights and obligations under the transaction documents. This document cannot be reproduced except in full, without prior written approval of the Company. Any unauthorized alteration, forgery or falsification of the content or appearance of this document is unlawful and offenders may be prosecuted to the fullest extent of the law. Unless otherwise stated the results shown in this test report refer only to the sample(s) tested and such sample(s) are retained for 30 days only.

Attention: To check the authenticity of testing /inspection report & certificate, please contact us at telephone: (86-755) 8307 1443, or email: CN.Doccheck@sgs.com

No.1 Workshop, M-10, Middle Section, Science & Technology Park, Nanshan District, Shenzhen, Guangdong, China 518057 t (86-755) 26012053 f (86-755) 26710594 www.sgsgroup.com.cn
中国·广东·深圳市南山区科技园中区M-10栋1号厂房 邮编: 518057 t (86-755) 26012053 f (86-755) 26710594 sgs.china@sgs.com

Test Mode: 05; Polarity: Horizontal; Modulation:802.11ac; Bandwidth:80MHz; Channel:middle

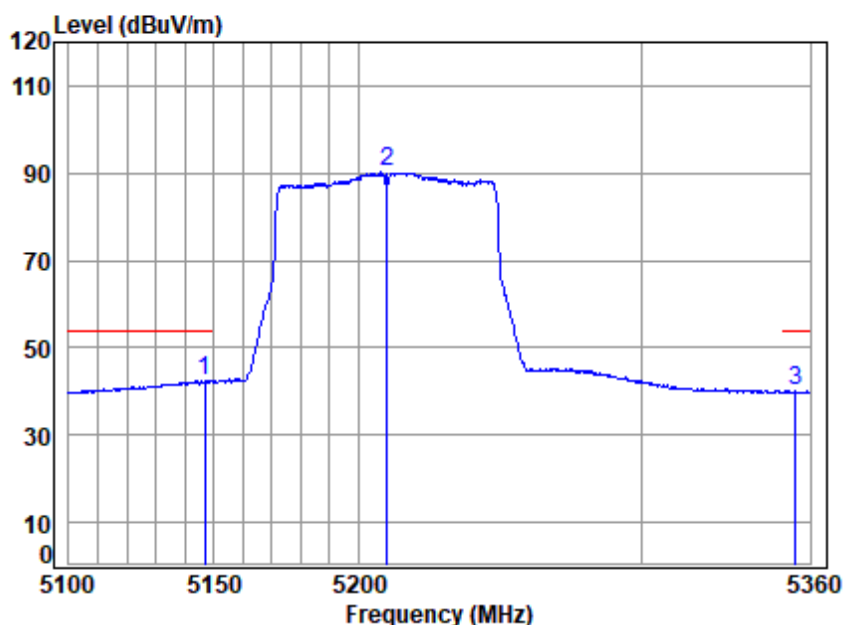


Site : chamber
Condition: 3m HORIZONTAL
Job No : 02381AT/02382AT
Mode : 5210 Band edge
: 5G WIFI 11AC80

| | | Cable | Ant | Preamp | Read | | Limit | Over | |
|------|----------|-------|--------|--------|-------|--------|--------|--------|--------|
| Freq | | Loss | Factor | Factor | Level | Level | Line | Limit | Remark |
| MHz | | dB | dB/m | dB | dBuV | dBuV/m | dBuV/m | dB | |
| 1 | 5149.178 | 7.55 | 34.00 | 34.99 | 47.39 | 53.95 | 74.00 | -20.05 | peak |
| 2 q | 5210.000 | 7.60 | 34.00 | 34.99 | 93.72 | 100.33 | 68.20 | 32.13 | peak |
| 3 | 5357.602 | 7.71 | 34.33 | 35.00 | 45.05 | 52.09 | 74.00 | -21.91 | peak |



Test Mode: 05; Polarity: Horizontal; Modulation:802.11ac; Bandwidth:80MHz; Channel:middle

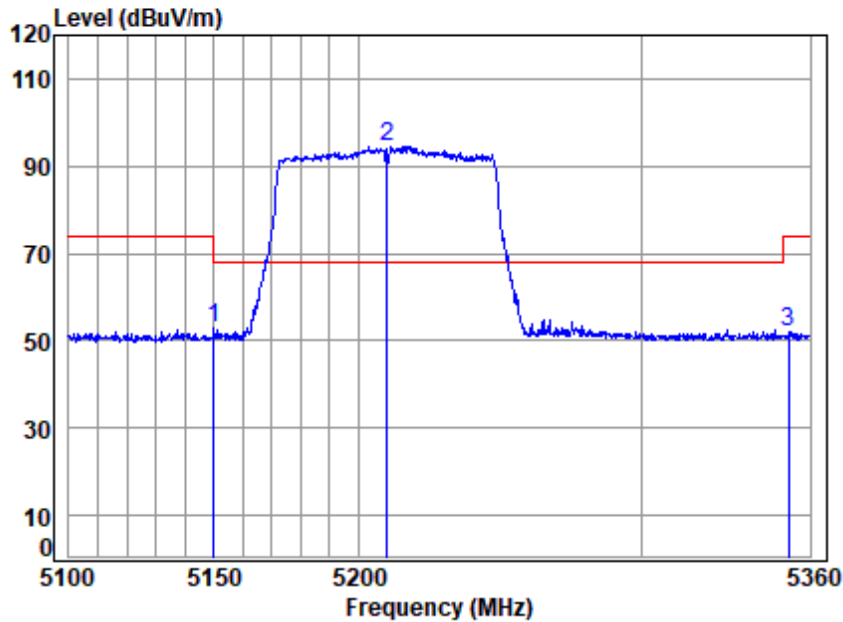


Site : chamber
Condition: 3m HORIZONTAL
Job No : 02381AT/02382AT
Mode : 5210 Band edge
: 5G WIFI 11AC80

| | | Cable | Ant | Preamp | Read | Limit | Over | |
|--------------|------|--------|--------|--------|--------|--------|--------|---------|
| Freq | Loss | Factor | Factor | Level | Level | Line | Limit | Remark |
| MHz | dB | dB/m | dB | dBuV | dBuV/m | dBuV/m | dB | |
| 1 q 5146.619 | 7.55 | 34.01 | 34.99 | 35.82 | 42.39 | 54.00 | -11.61 | Average |
| 2 5210.000 | 7.60 | 34.00 | 34.99 | 83.58 | 90.19 | ----- | ----- | Average |
| 3 5354.938 | 7.71 | 34.32 | 35.00 | 33.08 | 40.11 | 54.00 | -13.89 | Average |



Test Mode: 05; Polarity: Vertical; Modulation:802.11ac; Bandwidth:80MHz; Channel:middle

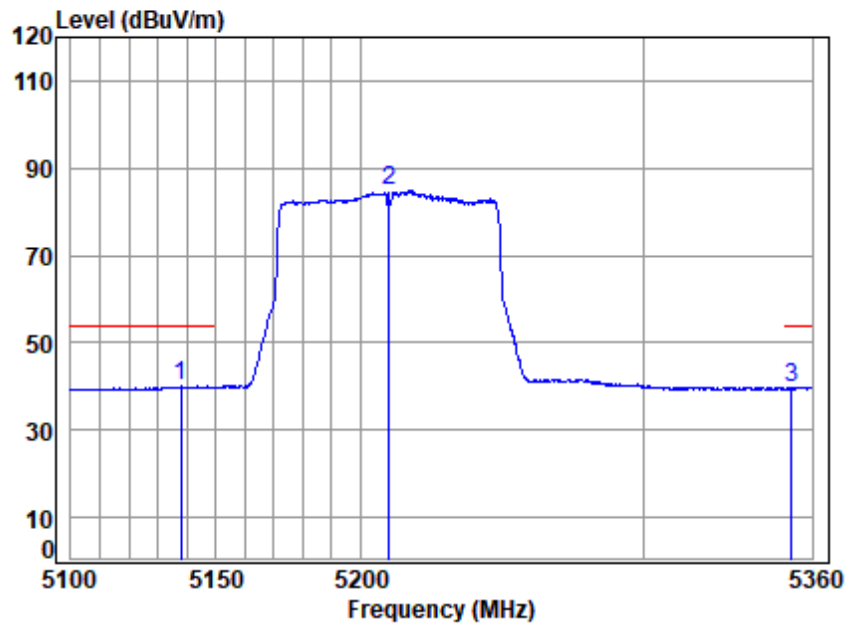


Site : chamber
Condition: 3m VERTICAL
Job No : 02381AT/02382AT
Mode : 5210 Band edge
: 5G WIFI 11AC80

| | | Cable | Ant | Preamp | Read | Limit | Over | |
|------|----------|-------|--------|--------|-------|--------|--------|--------------|
| Freq | | Loss | Factor | Factor | Level | Level | Line | Limit Remark |
| MHz | | dB | dB/m | dB | dBuV | dBuV/m | dBuV/m | dB |
| 1 | 5149.690 | 7.55 | 34.00 | 34.99 | 46.16 | 52.72 | 74.00 | -21.28 Peak |
| 2 q | 5210.000 | 7.60 | 34.00 | 34.99 | 88.01 | 94.62 | 68.20 | 26.42 Peak |
| 3 | 5352.276 | 7.71 | 34.31 | 35.00 | 44.96 | 51.98 | 74.00 | -22.02 Peak |



Test Mode: 05; Polarity: Vertical; Modulation:802.11ac; Bandwidth:80MHz; Channel:middle

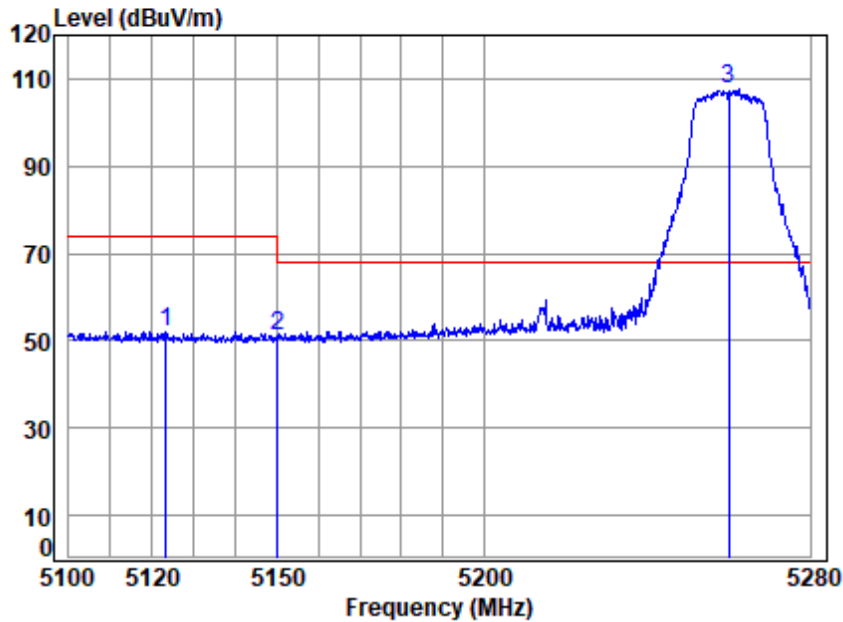


Site : chamber
 Condition: 3m VERTICAL
 Job No : 02381AT/02382AT
 Mode : 5210 Band edge
 : 5G WIFI 11AC80

| | Freq | Cable Loss | Ant Factor | Preamp Factor | Read Level | Level | Limit Line | Over Limit | Remark |
|-----|----------|------------|------------|---------------|------------|--------|------------|------------|---------|
| | MHz | dB | dB/m | dB | dBuV | dBuV/m | dBuV/m | dB | |
| 1 q | 5137.925 | 7.54 | 34.02 | 34.99 | 33.45 | 40.02 | 54.00 | -13.98 | Average |
| 2 | 5210.000 | 7.60 | 34.00 | 34.99 | 78.25 | 84.86 | ----- | ----- | Average |
| 3 | 5352.542 | 7.71 | 34.31 | 35.00 | 32.80 | 39.82 | 54.00 | -14.18 | Average |



Test Mode: 06; Polarity: Horizontal; Modulation:802.11ac; Bandwidth:20MHz; Channel:Low

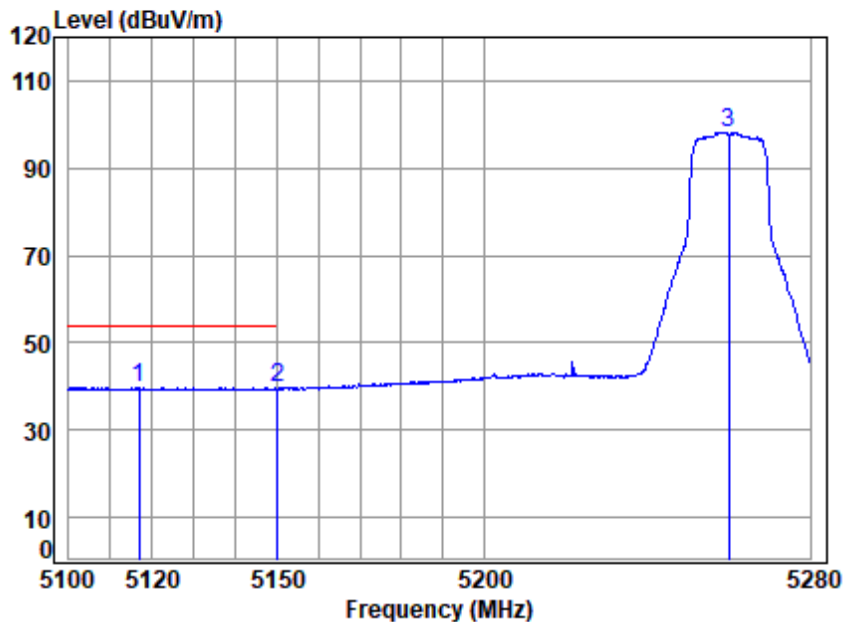


Site : chamber
Condition: 3m HORIZONTAL
Job No : 02381AT/02382AT
Mode : 5260 Band edge
: 5G WIFI 11AC20

| | | Cable | Ant | Preamp | Read | | Limit | Over | |
|------|----------|-------|--------|--------|--------|--------|--------|--------|--------|
| Freq | | Loss | Factor | Factor | Level | Level | Line | Limit | Remark |
| MHz | | dB | dB/m | dB | dBuV | dBuV/m | dBuV/m | dB | |
| 1 | 5123.226 | 7.53 | 34.05 | 34.99 | 45.63 | 52.22 | 74.00 | -21.78 | peak |
| 2 | 5149.980 | 7.55 | 34.00 | 34.99 | 44.36 | 50.92 | 74.00 | -23.08 | peak |
| 3 q | 5260.000 | 7.64 | 34.04 | 35.00 | 101.05 | 107.73 | 68.20 | 39.53 | peak |



Test Mode: 06; Polarity: Horizontal; Modulation:802.11ac; Bandwidth:20MHz; Channel:Low

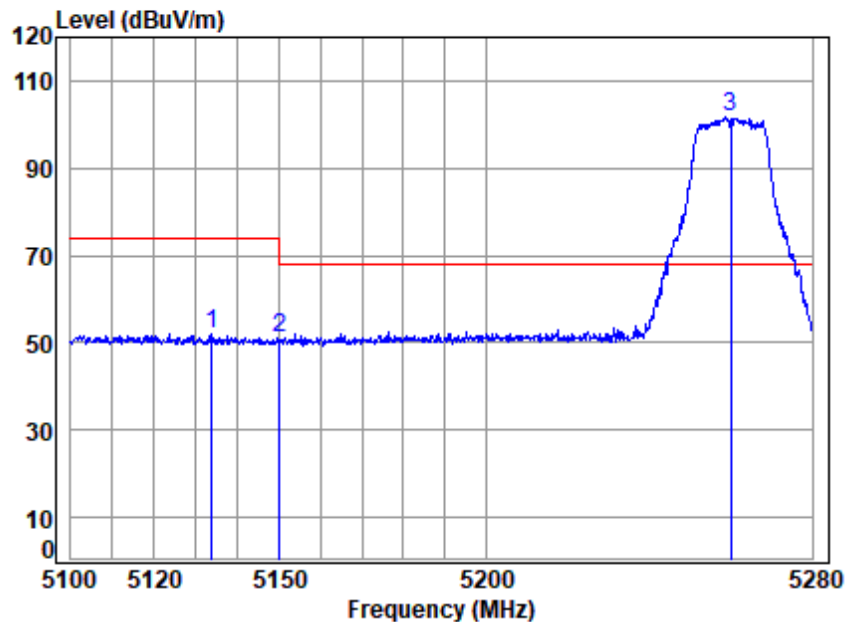


Site : chamber
Condition: 3m HORIZONTAL
Job No : 02381AT/02382AT
Mode : 5260 Band edge
: 5G WIFI 11AC20

| | | Cable | Ant | Preamp | Read | | Limit | Over | |
|--------------|--|-------|--------|--------|-------|--------|--------|--------|---------|
| Freq | | Loss | Factor | Factor | Level | Level | Line | Limit | Remark |
| MHz | | dB | dB/m | dB | dBuV | dBuV/m | dBuV/m | dB | |
| 1 q 5116.833 | | 7.52 | 34.07 | 34.99 | 33.10 | 39.70 | 54.00 | -14.30 | Average |
| 2 5149.980 | | 7.55 | 34.00 | 34.99 | 33.05 | 39.61 | 54.00 | -14.39 | Average |
| 3 5260.000 | | 7.64 | 34.04 | 35.00 | 91.64 | 98.32 | ----- | ----- | Average |



Test Mode: 06; Polarity: Vertical; Modulation:802.11ac; Bandwidth:20MHz; Channel:Low

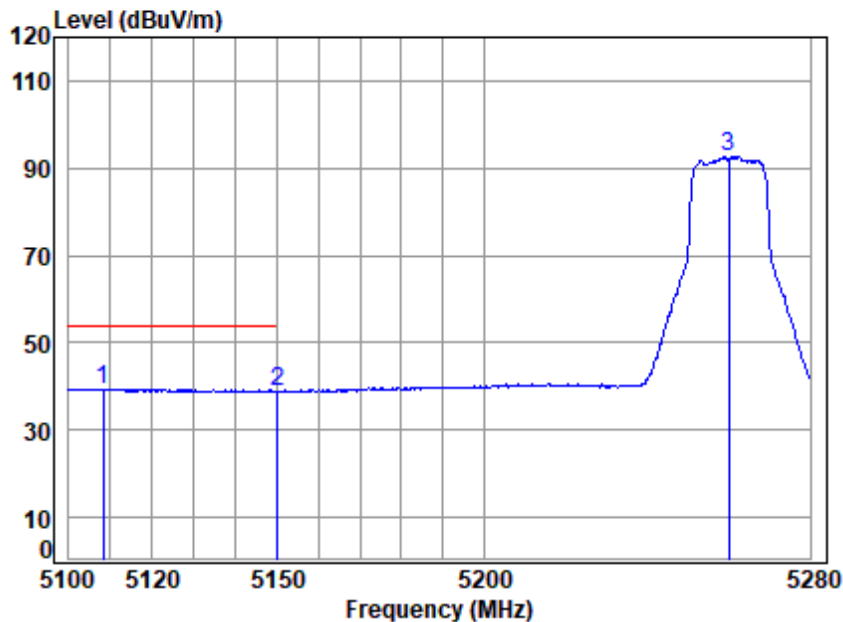


Site : chamber
Condition: 3m VERTICAL
Job No : 02381AT/02382AT
Mode : 5260 Band edge
: 5G WIFI 11AC20

| | | Cable | Ant | Preamp | Read | | Limit | Over | |
|-----|----------|-------|--------|--------|-------|--------|--------|--------|--------|
| | Freq | Loss | Factor | Factor | Level | Level | Line | Limit | Remark |
| | MHz | dB | dB/m | dB | dBuV | dBuV/m | dBuV/m | dB | |
| 1 | 5133.721 | 7.54 | 34.03 | 34.99 | 45.36 | 51.94 | 74.00 | -22.06 | Peak |
| 2 | 5149.980 | 7.55 | 34.00 | 34.99 | 44.75 | 51.31 | 74.00 | -22.69 | Peak |
| 3 q | 5260.000 | 7.64 | 34.04 | 35.00 | 95.00 | 101.68 | 68.20 | 33.48 | Peak |



Test Mode: 06; Polarity: Vertical; Modulation:802.11ac; Bandwidth:20MHz; Channel:Low

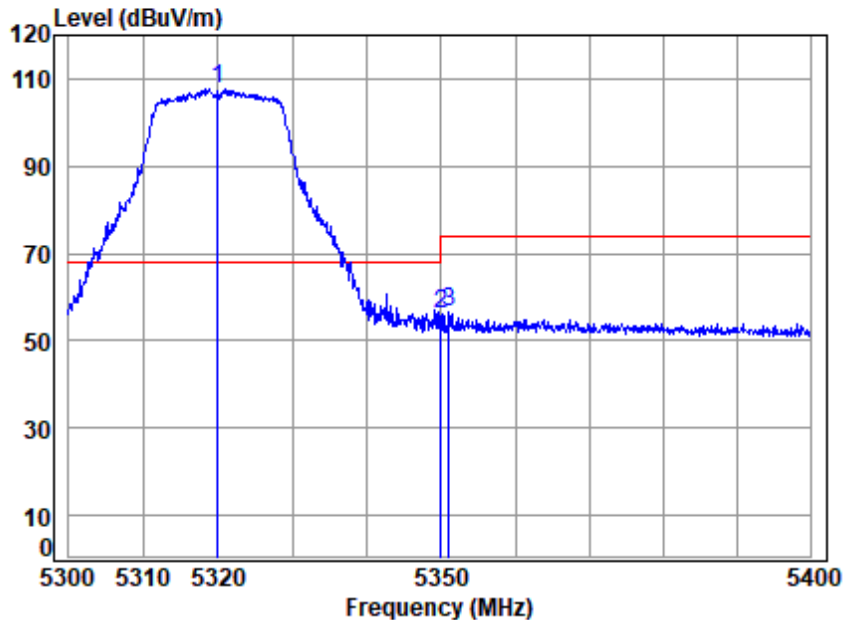


Site : chamber
Condition: 3m VERTICAL
Job No : 02381AT/02382AT
Mode : 5260 Band edge
: 5G WIFI 11AC20

| | | Cable | Ant | Preamp | Read | Limit | Over | |
|--------------|------|--------|--------|--------|--------|--------|--------|---------|
| Freq | Loss | Factor | Factor | Level | Level | Line | Limit | Remark |
| MHz | dB | dB/m | dB | dBuV | dBuV/m | dBuV/m | dB | |
| 1 q 5108.144 | 7.52 | 34.08 | 34.99 | 32.80 | 39.41 | 54.00 | -14.59 | Average |
| 2 5149.980 | 7.55 | 34.00 | 34.99 | 32.38 | 38.94 | 54.00 | -15.06 | Average |
| 3 5260.000 | 7.64 | 34.04 | 35.00 | 85.82 | 92.50 | ----- | ----- | Average |



Test Mode: 06; Polarity: Horizontal; Modulation:802.11ac; Bandwidth:20MHz; Channel:High



Site : chamber
Condition: 3m HORIZONTAL
Job No : 02381AT/02382AT
Mode : 5320 Band edge
: 5G WIFI 11AC20

| | | Cable | Ant | Preamp | Read | Limit | Over | |
|--------------|------|--------|--------|--------|--------|--------|--------|--------|
| Freq | Loss | Factor | Factor | Level | Level | Line | Limit | Remark |
| MHz | dB | dB/m | dB | dBuV | dBuV/m | dBuV/m | dB | |
| 1 q 5320.000 | 7.68 | 34.24 | 35.00 | 100.84 | 107.76 | 68.20 | 39.56 | peak |
| 2 5350.020 | 7.70 | 34.30 | 35.00 | 49.08 | 56.08 | 74.00 | -17.92 | peak |
| 3 5351.066 | 7.71 | 34.30 | 35.00 | 49.67 | 56.68 | 74.00 | -17.32 | peak |



Unless otherwise agreed in writing, this document is issued by the Company subject to its General Conditions of Service printed overleaf, available on request or accessible at <https://www.sgs.com/en/Terms-and-Conditions>. Attention is drawn to the limitation of liability, indemnification and jurisdiction issues defined therein. Any holder of this document is advised that information contained hereon reflects the Company's findings at the time of its intervention only and within the limits of Client's instructions, if any. The Company's sole responsibility is to its Client and this document does not exonerate parties to a transaction from exercising all their rights and obligations under the transaction documents. This document cannot be reproduced except in full, without prior written approval of the Company. Any unauthorized alteration, forgery or falsification of the content or appearance of this document is unlawful and offenders may be prosecuted to the fullest extent of the law. Unless otherwise stated the results shown in this test report refer only to the sample(s) tested and such sample(s) are retained for 30 days only.

Attention: To check the authenticity of testing /inspection report & certificate, please contact us at telephone: (86-755) 8307 1443, or email: CN.Doccheck@sgs.com

SGS-CSTC Standards Technical Services Co., Ltd.
Shenzhen Branch

No.1 Workshop, M-10, Middle Section, Science & Technology Park, Nanshan District, Shenzhen, Guangdong, China 518057 t (86-755) 26012053 f (86-755) 26710594 www.sgs.com.cn
中国·广东·深圳市南山区科技园中区M-10栋1号厂房 邮编: 518057 t (86-755) 26012053 f (86-755) 26710594 sgs.china@sgs.com

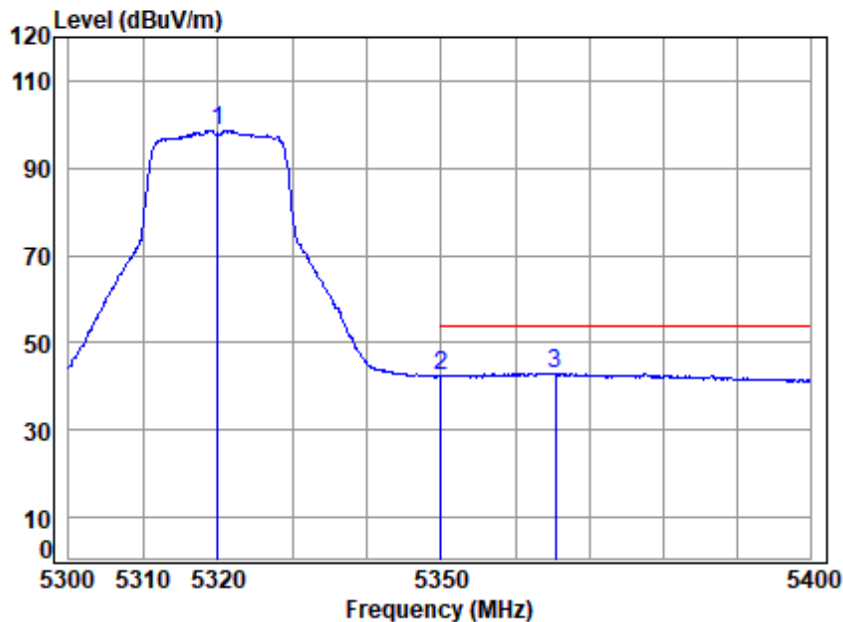
SGS-CSTC Standards Technical Services Co., Ltd. Shenzhen Branch

SZEMC-TRF-01 Rev. A/0 Aug01,2022

Report No.: SZCR230700238105

Page: 117 of 320

Test Mode: 06; Polarity: Horizontal; Modulation:802.11ac; Bandwidth:20MHz; Channel:High



Site : chamber
Condition: 3m HORIZONTAL
Job No : 02381AT/02382AT
Mode : 5320 Band edge
: 5G WIFI 11AC20

| | Freq | Cable Loss | Ant Factor | Preamp Factor | Read Level | Level | Limit Line | Over Limit | Remark |
|-----|----------|------------|------------|---------------|------------|--------|------------|------------|---------|
| | MHz | dB | dB/m | dB | dBuV | dBuV/m | dBuV/m | dB | |
| 1 | 5320.000 | 7.68 | 34.24 | 35.00 | 91.67 | 98.59 | ----- | ----- | Average |
| 2 | 5350.020 | 7.70 | 34.30 | 35.00 | 35.51 | 42.51 | 54.00 | -11.49 | Average |
| 3 q | 5365.389 | 7.72 | 34.36 | 35.00 | 35.95 | 43.03 | 54.00 | -10.97 | Average |



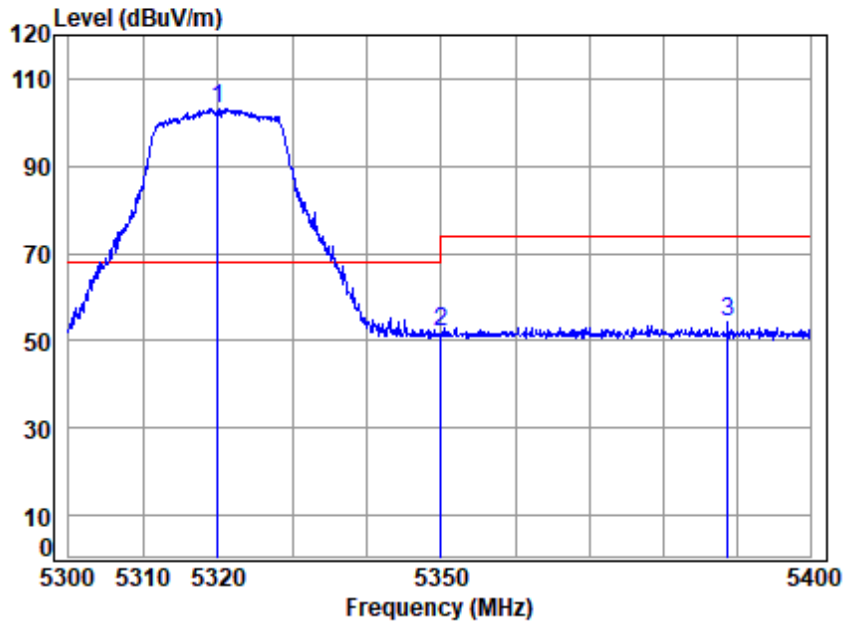
SGS-CSTC Standards Technical Services Co., Ltd.
Shenzhen Branch

Unless otherwise agreed in writing, this document is issued by the Company subject to its General Conditions of Service printed overleaf, available on request or accessible at <https://www.sgs.com/en/Terms-and-Conditions>. Attention is drawn to the limitation of liability, indemnification and jurisdiction issues defined therein. Any holder of this document is advised that information contained hereon reflects the Company's findings at the time of its intervention only and within the limits of Client's instructions, if any. The Company's sole responsibility is to its Client and this document does not exonerate parties to a transaction from exercising all their rights and obligations under the transaction documents. This document cannot be reproduced except in full, without prior written approval of the Company. Any unauthorized alteration, forgery or falsification of the content or appearance of this document is unlawful and offenders may be prosecuted to the fullest extent of the law. Unless otherwise stated the results shown in this test report refer only to the sample(s) tested and such sample(s) are retained for 30 days only.

Attention: To check the authenticity of testing /inspection report & certificate, please contact us at telephone: (86-755) 8307 1443, or email: CN.Doccheck@sgs.com

No.1 Workshop, M-10, Middle Section, Science & Technology Park, Nanshan District, Shenzhen, Guangdong, China 518057 t (86-755) 26012053 f (86-755) 26710594 www.sgsgroup.com.cn
中国·广东·深圳市南山区科技园中区M-10栋1号厂房 邮编: 518057 t (86-755) 26012053 f (86-755) 26710594 sgs.china@sgs.com

Test Mode: 06; Polarity: Vertical; Modulation:802.11ac; Bandwidth:20MHz; Channel:High

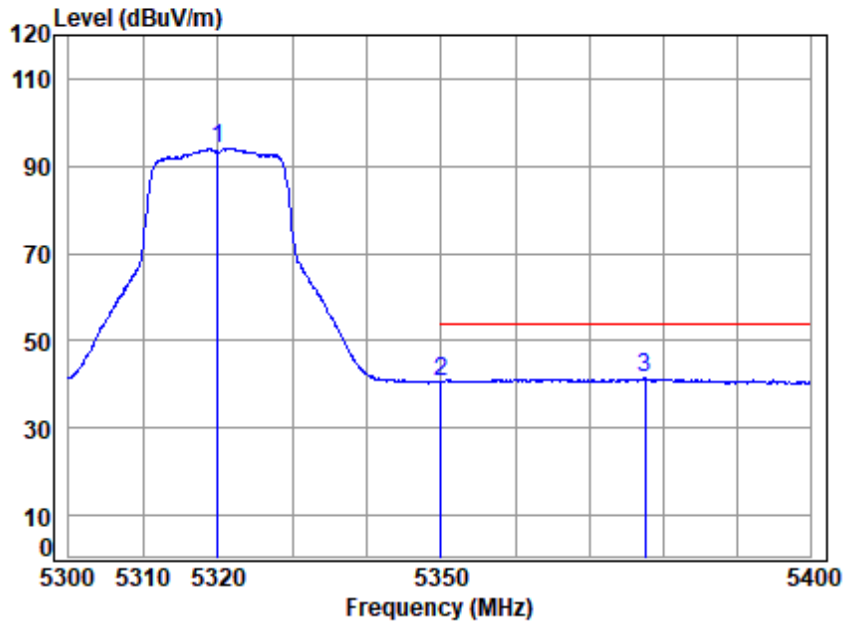


Site : chamber
Condition: 3m VERTICAL
Job No : 02381AT/02382AT
Mode : 5320 Band edge
: 5G WIFI 11AC20

| | | Cable | Ant | Preamp | Read | | Limit | Over | |
|--------------|--|-------|--------|--------|-------|--------|--------|--------|--------|
| Freq | | Loss | Factor | Factor | Level | Level | Line | Limit | Remark |
| MHz | | dB | dB/m | dB | dBuV | dBuV/m | dBuV/m | dB | |
| 1 q 5320.000 | | 7.68 | 34.24 | 35.00 | 96.34 | 103.26 | 68.20 | 35.06 | Peak |
| 2 5350.020 | | 7.70 | 34.30 | 35.00 | 44.91 | 51.91 | 74.00 | -22.09 | Peak |
| 3 5388.808 | | 7.73 | 34.46 | 35.00 | 47.30 | 54.49 | 74.00 | -19.51 | Peak |



Test Mode: 06; Polarity: Vertical; Modulation:802.11ac; Bandwidth:20MHz; Channel:High

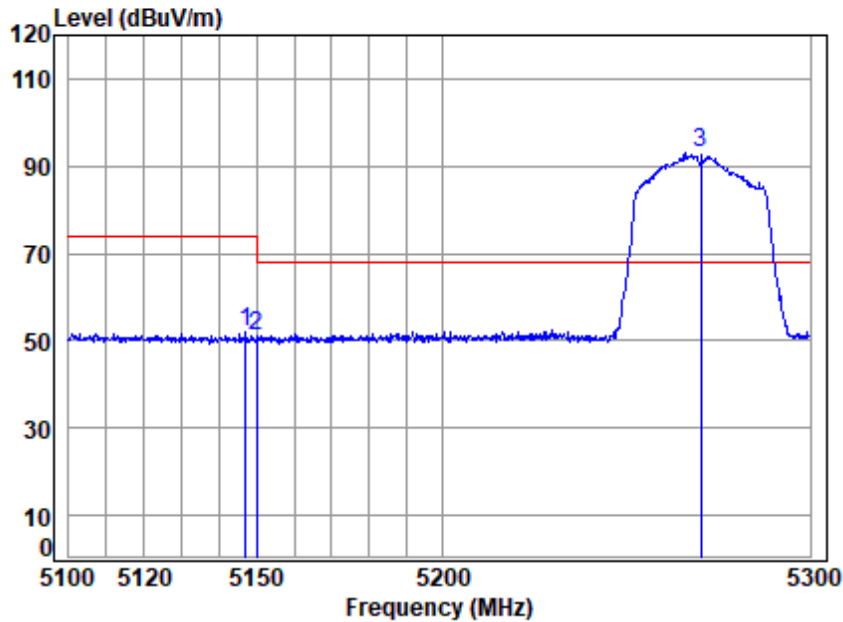


Site : chamber
Condition: 3m VERTICAL
Job No : 02381AT/02382AT
Mode : 5320 Band edge
: 5G WIFI 11AC20

| | | Cable | Ant | Preamp | Read | Limit | Over | |
|-----|----------|-------|--------|--------|-------|--------|--------|----------------|
| | Freq | Loss | Factor | Factor | Level | Level | Line | Limit Remark |
| | MHz | dB | dB/m | dB | dBuV | dBuV/m | dBuV/m | dB |
| 1 | 5320.000 | 7.68 | 34.24 | 35.00 | 87.13 | 94.05 | ----- | ----- Average |
| 2 | 5350.020 | 7.70 | 34.30 | 35.00 | 33.69 | 40.69 | 54.00 | -13.31 Average |
| 3 q | 5377.538 | 7.73 | 34.41 | 35.00 | 34.42 | 41.56 | 54.00 | -12.44 Average |



Test Mode: 06; Polarity: Horizontal; Modulation:802.11ac; Bandwidth:40MHz; Channel:Low

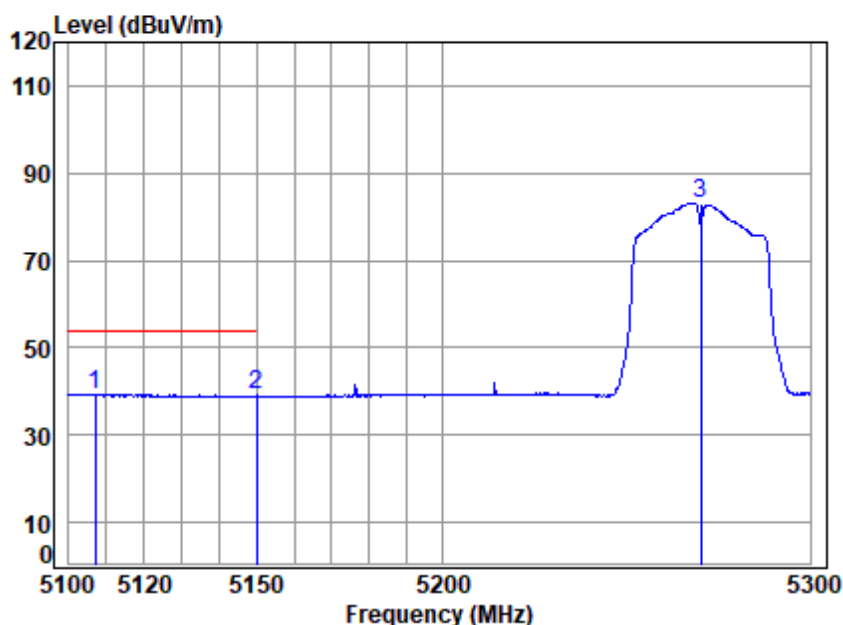


Site : chamber
Condition: 3m HORIZONTAL
Job No : 02381AT/02382AT
Mode : 5270 Band edge
: 5G WIFI 11AC40

| | | Cable | Ant | Preamp | Read | | Limit | Over | |
|-----|----------|-------|--------|--------|-------|--------|--------|--------|--------|
| | Freq | Loss | Factor | Factor | Level | Level | Line | Limit | Remark |
| | MHz | dB | dB/m | dB | dBuV | dBuV/m | dBuV/m | dB | |
| 1 | 5146.905 | 7.55 | 34.01 | 34.99 | 45.66 | 52.23 | 74.00 | -21.77 | peak |
| 2 | 5149.980 | 7.55 | 34.00 | 34.99 | 44.59 | 51.15 | 74.00 | -22.85 | peak |
| 3 q | 5270.000 | 7.64 | 34.08 | 35.00 | 86.14 | 92.86 | 68.20 | 24.66 | peak |



Test Mode: 06; Polarity: Horizontal; Modulation:802.11ac; Bandwidth:40MHz; Channel:Low

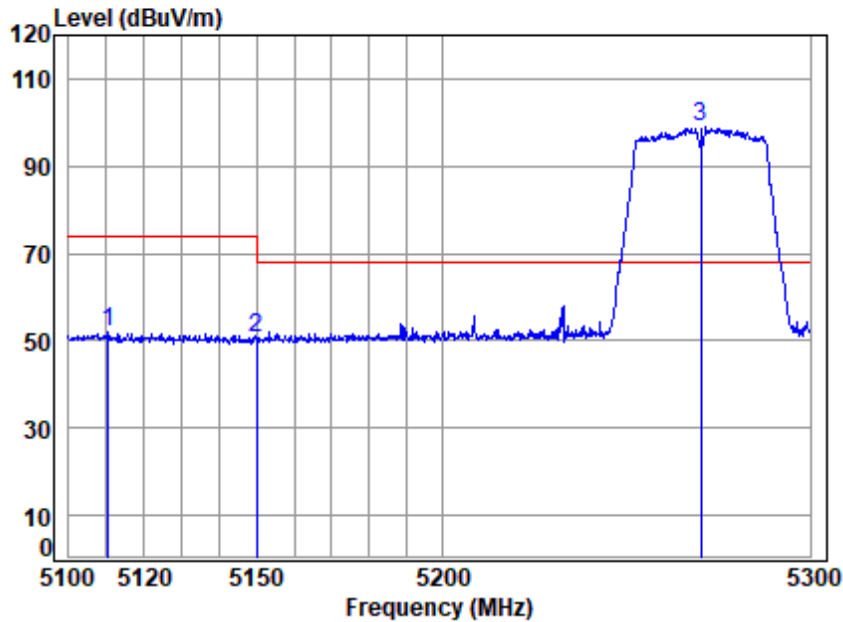


Site : chamber
Condition: 3m HORIZONTAL
Job No : 02381AT/02382AT
Mode : 5270 Band edge
: 5G WIFI 11AC40

| | | Cable | Ant | Preamp | Read | | Limit | Over | |
|-----|----------|-------|--------|--------|-------|--------|--------|--------|---------|
| | Freq | Loss | Factor | Factor | Level | Level | Line | Limit | Remark |
| | MHz | dB | dB/m | dB | dBuV | dBuV/m | dBuV/m | dB | |
| 1 q | 5107.067 | 7.52 | 34.09 | 34.99 | 32.75 | 39.37 | 54.00 | -14.63 | Average |
| 2 | 5149.980 | 7.55 | 34.00 | 34.99 | 32.46 | 39.02 | 54.00 | -14.98 | Average |
| 3 | 5270.000 | 7.64 | 34.08 | 35.00 | 76.41 | 83.13 | ----- | ----- | Average |



Test Mode: 06; Polarity: Vertical; Modulation:802.11ac; Bandwidth:40MHz; Channel:Low

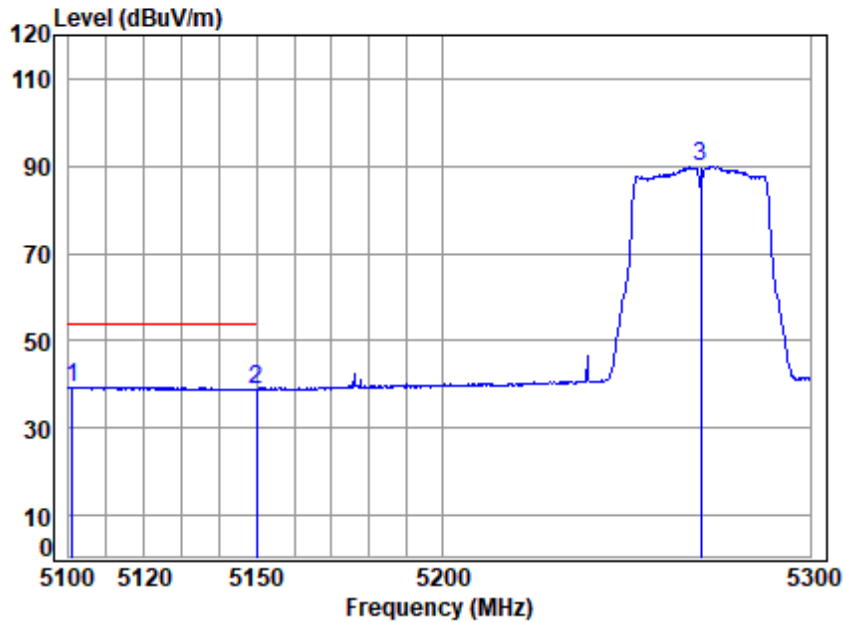


Site : chamber
Condition: 3m VERTICAL
Job No : 02381AT/02382AT
Mode : 5270 Band edge
: 5G WIFI 11AC40

| | | Cable | Ant | Preamp | Read | | Limit | Over | |
|-----|----------|-------|--------|--------|-------|--------|--------|--------|--------|
| | Freq | Loss | Factor | Factor | Level | Level | Line | Limit | Remark |
| | MHz | dB | dB/m | dB | dBuV | dBuV/m | dBuV/m | dB | |
| 1 | 5110.408 | 7.52 | 34.08 | 34.99 | 45.31 | 51.92 | 74.00 | -22.08 | Peak |
| 2 | 5149.980 | 7.55 | 34.00 | 34.99 | 44.21 | 50.77 | 74.00 | -23.23 | Peak |
| 3 q | 5270.000 | 7.64 | 34.08 | 35.00 | 92.12 | 98.84 | 68.20 | 30.64 | Peak |



Test Mode: 06; Polarity: Vertical; Modulation:802.11ac; Bandwidth:40MHz; Channel:Low

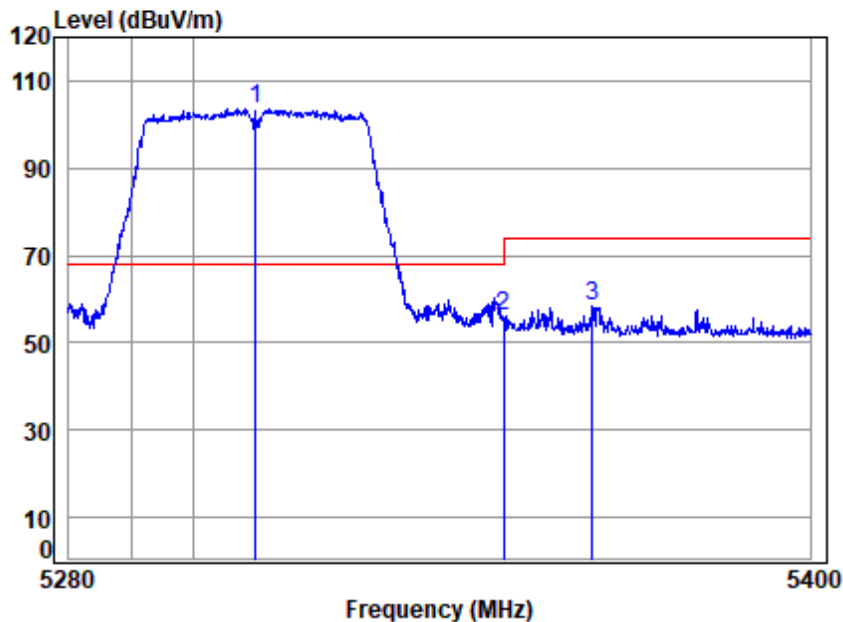


Site : chamber
Condition: 3m VERTICAL
Job No : 02381AT/02382AT
Mode : 5270 Band edge
: 5G WIFI 11AC40

| | | Cable | Ant | Preamp | Read | Limit | Over | |
|--------------|------|--------|--------|--------|--------|--------|--------|---------|
| Freq | Loss | Factor | Factor | Level | Level | Line | Limit | Remark |
| MHz | dB | dB/m | dB | dBuV | dBuV/m | dBuV/m | dB | |
| 1 q 5100.981 | 7.51 | 34.10 | 34.99 | 32.79 | 39.41 | 54.00 | -14.59 | Average |
| 2 5149.980 | 7.55 | 34.00 | 34.99 | 32.34 | 38.90 | 54.00 | -15.10 | Average |
| 3 5270.000 | 7.64 | 34.08 | 35.00 | 83.27 | 89.99 | ----- | ----- | Average |



Test Mode: 06; Polarity: Horizontal; Modulation:802.11ac; Bandwidth:40MHz; Channel:High



Site : chamber
Condition: 3m HORIZONTAL
Job No : 02381AT/02382AT
Mode : 5310 Band edge
: 5G WIFI 11AC40

| | | Cable | Ant | Preamp | Read | | Limit | Over | |
|-----|----------|-------|--------|--------|-------|--------|--------|--------|--------|
| | Freq | Loss | Factor | Factor | Level | Level | Line | Limit | Remark |
| | MHz | dB | dB/m | dB | dBuV | dBuV/m | dBuV/m | dB | |
| 1 q | 5310.000 | 7.67 | 34.22 | 35.00 | 96.68 | 103.57 | 68.20 | 35.37 | peak |
| 2 | 5350.020 | 7.70 | 34.30 | 35.00 | 49.15 | 56.15 | 74.00 | -17.85 | peak |
| 3 | 5364.439 | 7.72 | 34.36 | 35.00 | 51.38 | 58.46 | 74.00 | -15.54 | peak |



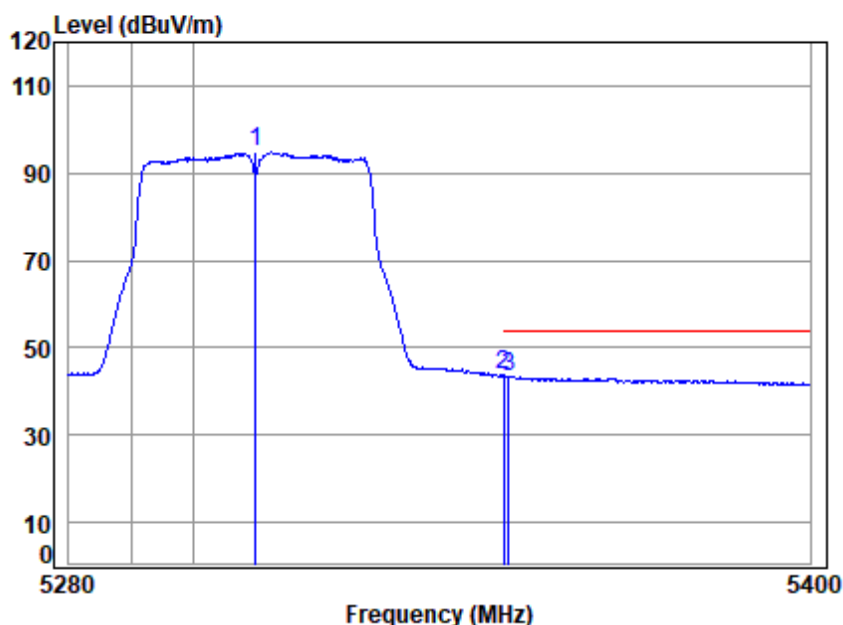
SGS-CSTC Standards Technical Services Co., Ltd. Shenzhen Branch

SZEMC-TRF-01 Rev. A/0 Aug01,2022

Report No.: SZCR230700238105

Page: 125 of 320

Test Mode: 06; Polarity: Horizontal; Modulation:802.11ac; Bandwidth:40MHz; Channel:High



Site : chamber
Condition: 3m HORIZONTAL
Job No : 02381AT/02382AT
Mode : 5310 Band edge
: 5G WIFI 11AC40

| | | Cable | Ant | Preamp | Read | Limit | Over | |
|------|----------|--------|--------|--------|--------|--------|-------|----------------|
| Freq | Loss | Factor | Factor | Level | Level | Line | Limit | Remark |
| MHz | dB | dB/m | dB | dBuV | dBuV/m | dBuV/m | dB | |
| 1 | 5310.000 | 7.67 | 34.22 | 35.00 | 87.99 | 94.88 | ----- | Average |
| 2 q | 5350.020 | 7.70 | 34.30 | 35.00 | 36.80 | 43.80 | 54.00 | -10.20 Average |
| 3 | 5350.834 | 7.71 | 34.30 | 35.00 | 36.51 | 43.52 | 54.00 | -10.48 Average |



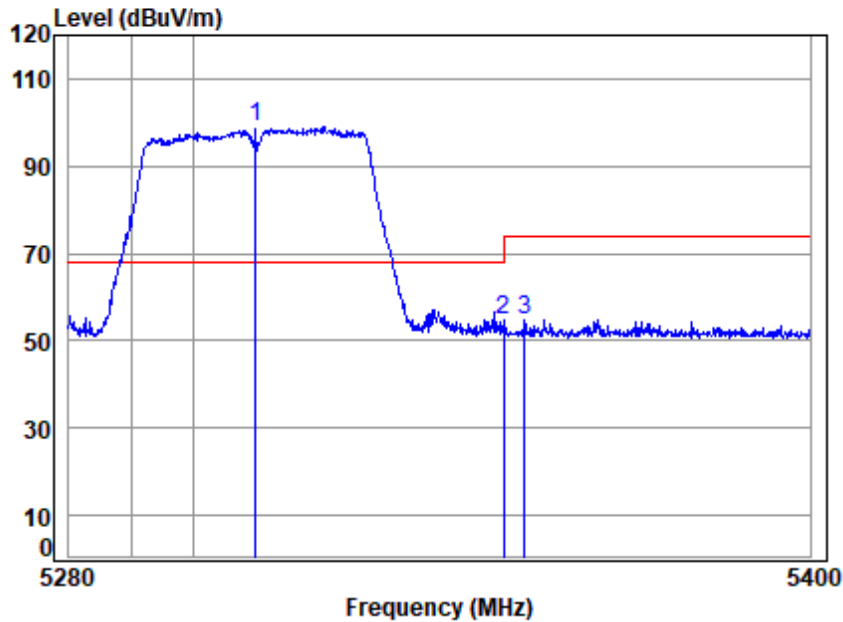
SGS-CSTC Standards Technical Services Co., Ltd.
Shenzhen Branch

Unless otherwise agreed in writing, this document is issued by the Company subject to its General Conditions of Service printed overleaf, available on request or accessible at <https://www.sgs.com/en/Terms-and-Conditions>. Attention is drawn to the limitation of liability, indemnification and jurisdiction issues defined therein. Any holder of this document is advised that information contained hereon reflects the Company's findings at the time of its intervention only and within the limits of Client's instructions, if any. The Company's sole responsibility is to its Client and this document does not exonerate parties to a transaction from exercising all their rights and obligations under the transaction documents. This document cannot be reproduced except in full, without prior written approval of the Company. Any unauthorized alteration, forgery or falsification of the content or appearance of this document is unlawful and offenders may be prosecuted to the fullest extent of the law. Unless otherwise stated the results shown in this test report refer only to the sample(s) tested and such sample(s) are retained for 30 days only.

Attention: To check the authenticity of testing /inspection report & certificate, please contact us at telephone: (86-755) 8307 1443, or email: CN.Doccheck@sgs.com

No.1 Workshop, M-10, Middle Section, Science & Technology Park, Nanshan District, Shenzhen, Guangdong, China 518057 t (86-755) 26012053 f (86-755) 26710594 www.sgsgroup.com.cn
中国·广东·深圳市南山区科技园中区M-10栋1号厂房 邮编: 518057 t (86-755) 26012053 f (86-755) 26710594 sgs.china@sgs.com

Test Mode: 06; Polarity: Vertical; Modulation:802.11ac; Bandwidth:40MHz; Channel:High

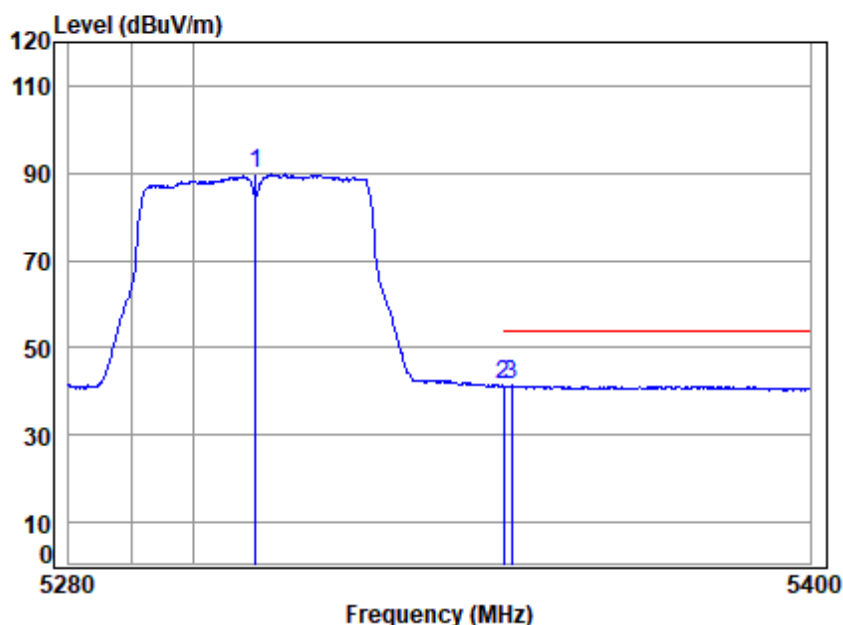


Site : chamber
Condition: 3m VERTICAL
Job No : 02381AT/02382AT
Mode : 5310 Band edge
: 5G WIFI 11AC40

| | | Cable | Ant | Preamp | Read | Limit | Over | |
|--------------|--|-------|--------|--------|-------|--------|--------|-------------|
| Freq | | Loss | Factor | Factor | Level | Level | Limit | Remark |
| MHz | | dB | dB/m | dB | dBuV | dBuV/m | dBuV/m | dB |
| 1 q 5310.000 | | 7.67 | 34.22 | 35.00 | 92.27 | 99.16 | 68.20 | 30.96 Peak |
| 2 5350.020 | | 7.70 | 34.30 | 35.00 | 47.91 | 54.91 | 74.00 | -19.09 Peak |
| 3 5353.480 | | 7.71 | 34.31 | 35.00 | 47.64 | 54.66 | 74.00 | -19.34 Peak |



Test Mode: 06; Polarity: Vertical; Modulation:802.11ac; Bandwidth:40MHz; Channel:High

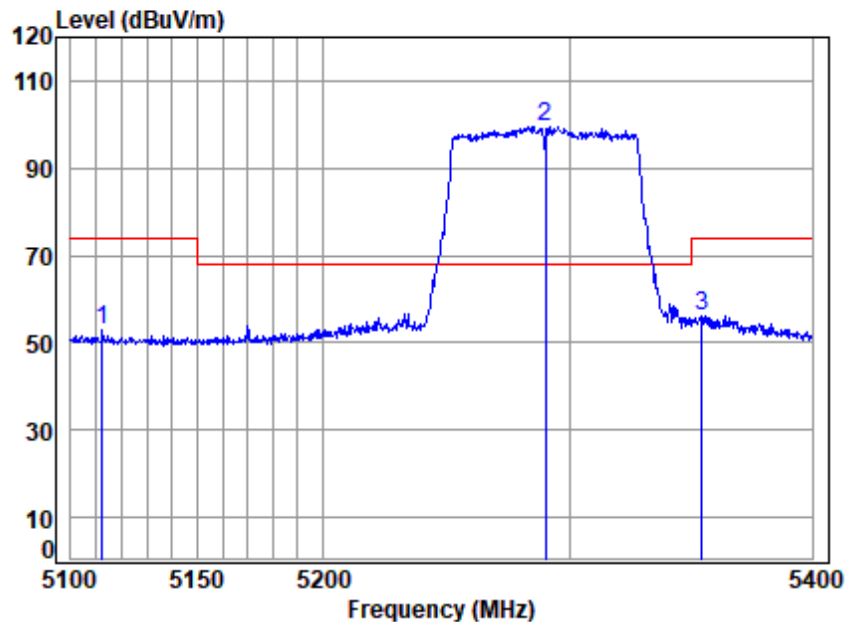


Site : chamber
Condition: 3m VERTICAL
Job No : 02381AT/02382AT
Mode : 5310 Band edge
: 5G WIFI 11AC40

| | | Cable | Ant | Preamp | Read | Limit | Over | |
|-----|----------|-------|--------|--------|-------|--------|--------|----------------|
| | Freq | Loss | Factor | Factor | Level | Level | Line | Limit Remark |
| | MHz | dB | dB/m | dB | dBuV | dBuV/m | dBuV/m | dB |
| 1 | 5310.000 | 7.67 | 34.22 | 35.00 | 82.79 | 89.68 | ----- | ----- Average |
| 2 | 5350.020 | 7.70 | 34.30 | 35.00 | 34.36 | 41.36 | 54.00 | -12.64 Average |
| 3 q | 5351.436 | 7.71 | 34.31 | 35.00 | 34.35 | 41.37 | 54.00 | -12.63 Average |



Test Mode: 06; Polarity: Horizontal; Modulation:802.11ac; Bandwidth:80MHz; Channel:middle

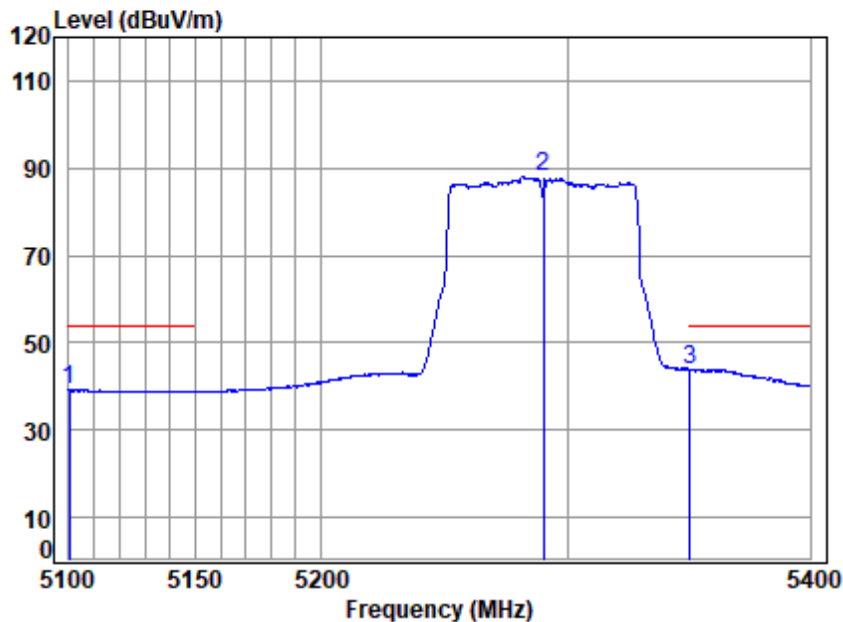


Site : chamber
Condition: 3m HORIZONTAL
Job No : 02381AT/02382AT
Mode : 5290 Band edge
: 5G WIFI 11AC80

| | | Cable | Ant | Preamp | Read | Limit | Over | |
|------|----------|-------|--------|--------|-------|--------|--------|-------------|
| Freq | | Loss | Factor | Factor | Level | Line | Limit | Remark |
| MHz | | dB | dB/m | dB | dBuV | dBuV/m | dBuV/m | dB |
| 1 | 5112.550 | 7.52 | 34.07 | 34.99 | 46.20 | 52.80 | 74.00 | -21.20 peak |
| 2 q | 5290.000 | 7.66 | 34.16 | 35.00 | 92.84 | 99.66 | 68.20 | 31.46 peak |
| 3 | 5354.206 | 7.71 | 34.32 | 35.00 | 48.96 | 55.99 | 74.00 | -18.01 peak |



Test Mode: 06; Polarity: Horizontal; Modulation:802.11ac; Bandwidth:80MHz; Channel:middle



Site : chamber
Condition: 3m HORIZONTAL
Job No : 02381AT/02382AT
Mode : 5290 Band edge
: 5G WIFI 11AC80

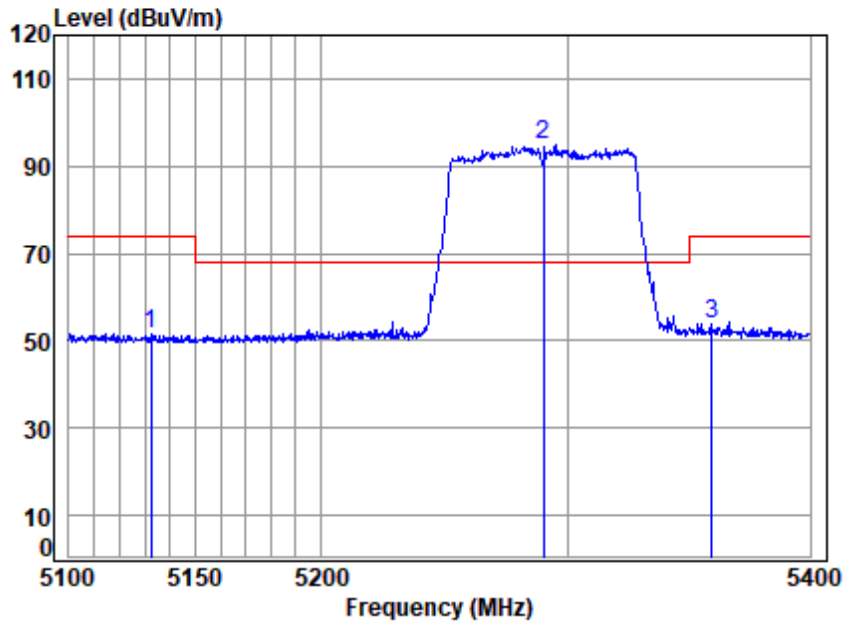
| | | Cable | Ant | Preamp | Read | Limit | Over | |
|-----|----------|-------|--------|--------|-------|--------|--------|----------------|
| | Freq | Loss | Factor | Factor | Level | Line | Limit | Remark |
| | MHz | dB | dB/m | dB | dBuV | dBuV/m | dBuV/m | dB |
| 1 | 5100.292 | 7.51 | 34.10 | 34.99 | 32.52 | 39.14 | 54.00 | -14.86 Average |
| 2 | 5290.000 | 7.66 | 34.16 | 35.00 | 81.14 | 87.96 | ----- | ----- Average |
| 3 q | 5350.229 | 7.70 | 34.30 | 35.00 | 36.96 | 43.96 | 54.00 | -10.04 Average |



Unless otherwise agreed in writing, this document is issued by the Company subject to its General Conditions of Service printed overleaf, available on request or accessible at <https://www.sgs.com/en/Terms-and-Conditions>. Attention is drawn to the limitation of liability, indemnification and jurisdiction issues defined therein. Any holder of this document is advised that information contained hereon reflects the Company's findings at the time of its intervention only and within the limits of Client's instructions, if any. The Company's sole responsibility is to its Client and this document does not exonerate parties to a transaction from exercising all their rights and obligations under the transaction documents. This document cannot be reproduced except in full, without prior written approval of the Company. Any unauthorized alteration, forgery or falsification of the content or appearance of this document is unlawful and offenders may be prosecuted to the fullest extent of the law. Unless otherwise stated the results shown in this test report refer only to the sample(s) tested and such sample(s) are retained for 30 days only.

Attention: To check the authenticity of testing /inspection report & certificate, please contact us at telephone: (86-755) 8307 1443, or email: CN.Doccheck@sgs.com

Test Mode: 06; Polarity: Vertical; Modulation:802.11ac; Bandwidth:80MHz; Channel:middle

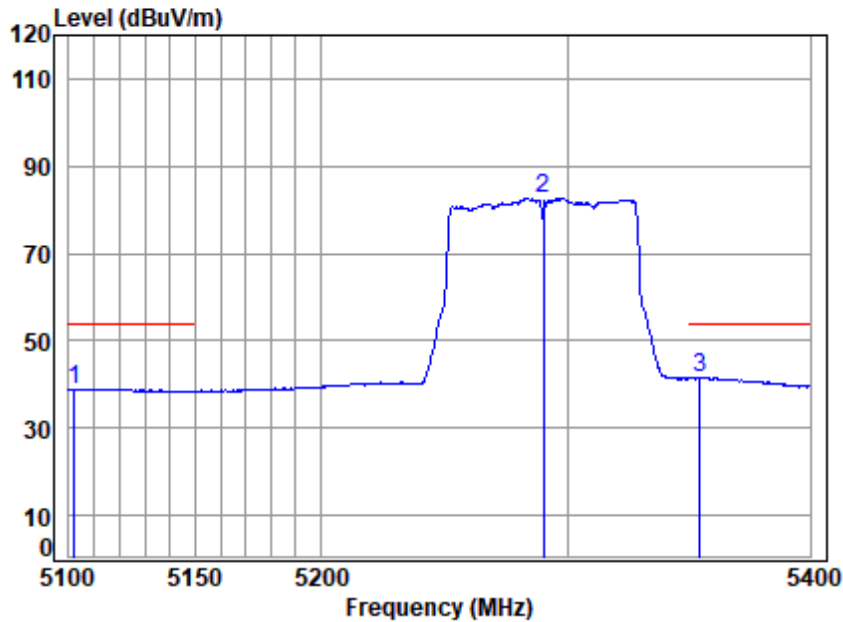


Site : chamber
Condition: 3m VERTICAL
Job No : 02381AT/02382AT
Mode : 5290 Band edge
: 5G WIFI 11AC80

| | | Cable | Ant | Preamp | Read | Limit | Over | |
|------|----------|-------|--------|--------|-------|--------|--------|-------------|
| Freq | | Loss | Factor | Factor | Level | Line | Limit | Remark |
| MHz | | dB | dB/m | dB | dBuV | dBuV/m | dBuV/m | dB |
| 1 | 5132.460 | 7.54 | 34.03 | 34.99 | 44.88 | 51.46 | 74.00 | -22.54 Peak |
| 2 q | 5290.000 | 7.66 | 34.16 | 35.00 | 87.98 | 94.80 | 68.20 | 26.60 Peak |
| 3 | 5359.411 | 7.71 | 34.34 | 35.00 | 46.81 | 53.86 | 74.00 | -20.14 Peak |



Test Mode: 06; Polarity: Vertical; Modulation:802.11ac; Bandwidth:80MHz; Channel:middle

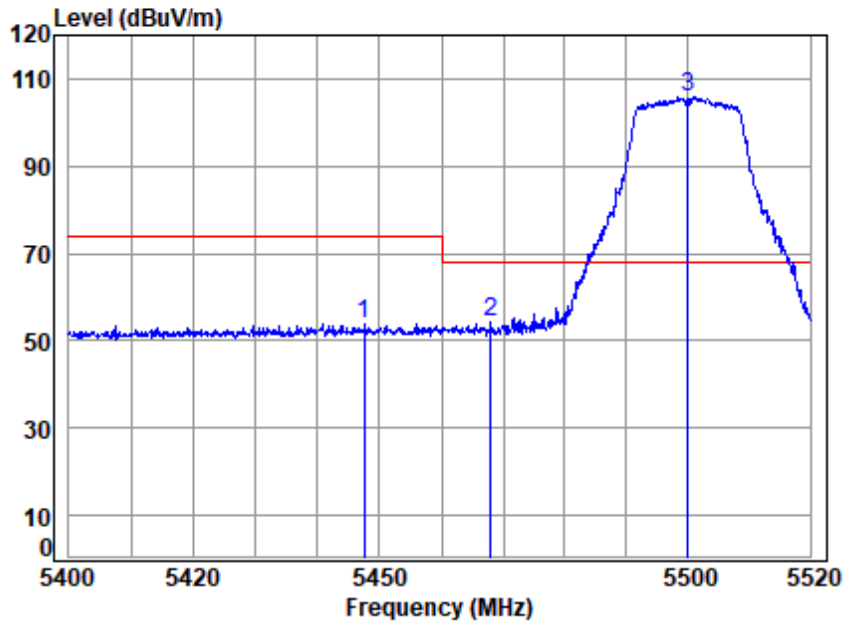


Site : chamber
Condition: 3m VERTICAL
Job No : 02381AT/02382AT
Mode : 5290 Band edge
: 5G WIFI 11AC80

| | | Cable | Ant | Preamp | Read | Limit | Over | |
|-----|----------|-------|--------|--------|-------|--------|--------|----------------|
| | Freq | Loss | Factor | Factor | Level | Line | Limit | Remark |
| | MHz | dB | dB/m | dB | dBuV | dBuV/m | dBuV/m | dB |
| 1 | 5102.333 | 7.51 | 34.10 | 34.99 | 32.34 | 38.96 | 54.00 | -15.04 Average |
| 2 | 5290.000 | 7.66 | 34.16 | 35.00 | 75.87 | 82.69 | ----- | ----- Average |
| 3 q | 5354.512 | 7.71 | 34.32 | 35.00 | 34.54 | 41.57 | 54.00 | -12.43 Average |



Test Mode: 07; Polarity: Horizontal; Modulation:802.11ac; Bandwidth:20MHz; Channel:Low

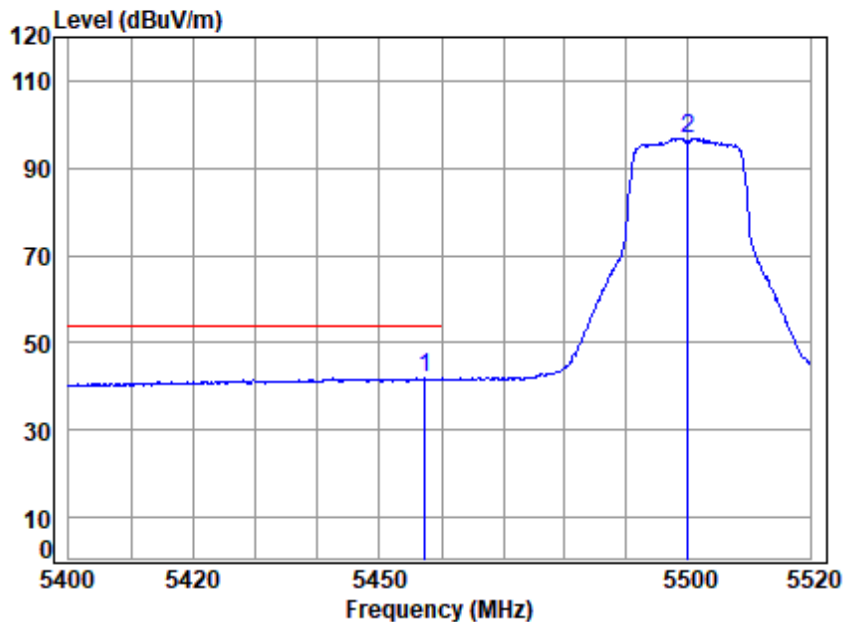


Site : chamber
Condition: 3m HORIZONTAL
Job No : 02381AT/02382AT
Mode : 5500 Band edge
: 5G WIFI 11AC20

| | | Cable | Ant | Preamp | Read | | Limit | Over | |
|------|----------|-------|--------|--------|-------|--------|--------|--------|--------|
| Freq | | Loss | Factor | Factor | Level | Level | Line | Limit | Remark |
| MHz | | dB | dB/m | dB | dBuV | dBuV/m | dBuV/m | dB | |
| 1 | 5447.564 | 7.78 | 34.60 | 35.01 | 46.47 | 53.84 | 74.00 | -20.16 | peak |
| 2 | 5467.957 | 7.79 | 34.60 | 35.01 | 46.77 | 54.15 | 68.20 | -14.05 | peak |
| 3 q | 5500.000 | 7.82 | 34.60 | 35.01 | 98.56 | 105.97 | 68.20 | 37.77 | peak |



Test Mode: 07; Polarity: Horizontal; Modulation:802.11ac; Bandwidth:20MHz; Channel:Low

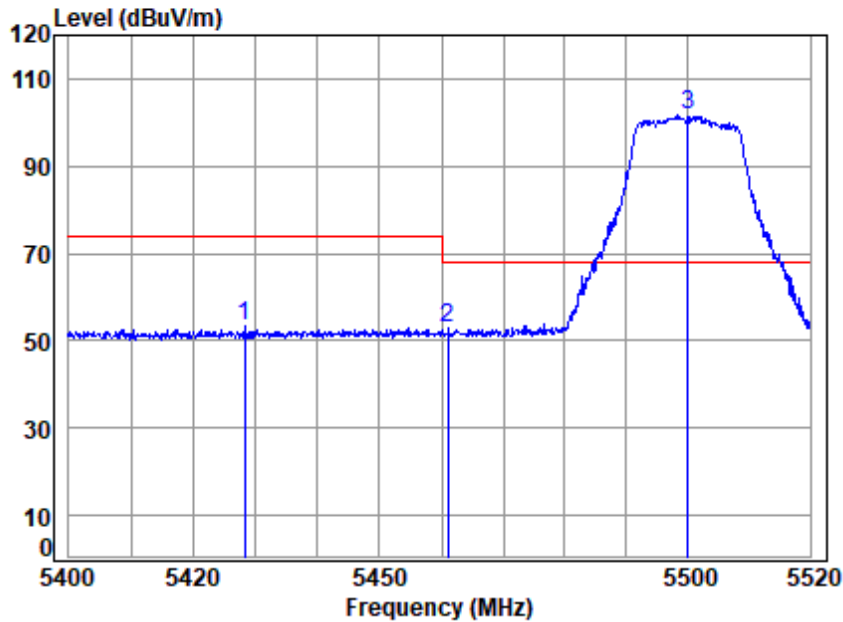


Site : chamber
Condition: 3m HORIZONTAL
Job No : 02381AT/02382AT
Mode : 5500 Band edge
: 5G WIFI 11AC20

| | | Cable | Ant | Preamp | Read | | Limit | Over | |
|--------------|--|-------|--------|--------|-------|--------|--------|--------|---------|
| Freq | | Loss | Factor | Factor | Level | Level | Line | Limit | Remark |
| MHz | | dB | dB/m | dB | dBuV | dBuV/m | dBuV/m | dB | |
| 1 q 5457.391 | | 7.79 | 34.60 | 35.01 | 34.48 | 41.86 | 54.00 | -12.14 | Average |
| 2 5500.000 | | 7.82 | 34.60 | 35.01 | 89.44 | 96.85 | ----- | ----- | Average |



Test Mode: 07; Polarity: Vertical; Modulation:802.11ac; Bandwidth:20MHz; Channel:Low

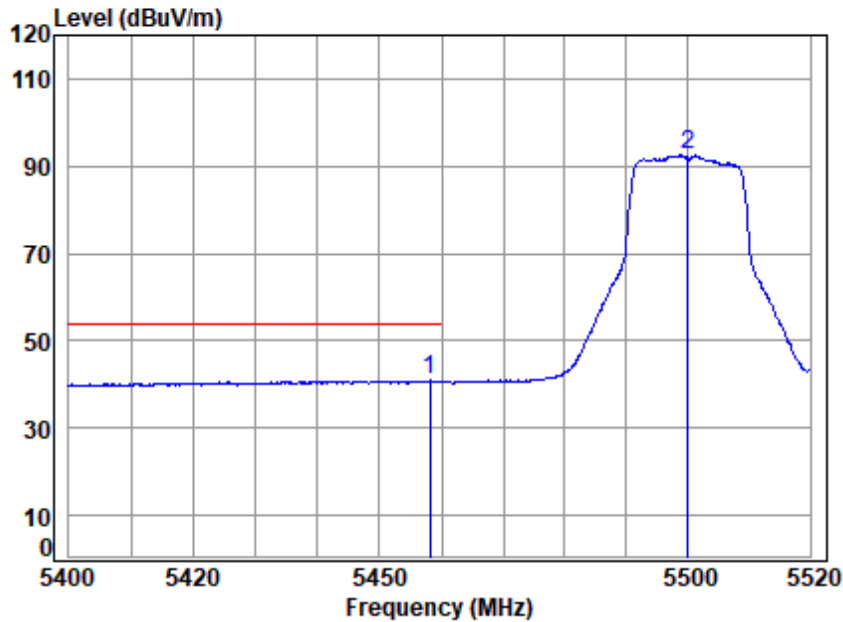


Site : chamber
Condition: 3m VERTICAL
Job No : 02381AT/02382AT
Mode : 5500 Band edge
: 5G WIFI 11AC20

| | | Cable | Ant | Preamp | Read | | Limit | Over | |
|-----|----------|-------|--------|--------|-------|--------|--------|--------|--------|
| | Freq | Loss | Factor | Factor | Level | Level | Line | Limit | Remark |
| | MHz | dB | dB/m | dB | dBuV | dBuV/m | dBuV/m | dB | |
| 1 | 5428.202 | 7.76 | 34.56 | 35.01 | 45.90 | 53.21 | 74.00 | -20.79 | Peak |
| 2 | 5461.110 | 7.79 | 34.60 | 35.01 | 45.52 | 52.90 | 68.20 | -15.30 | peak |
| 3 q | 5500.000 | 7.82 | 34.60 | 35.01 | 94.47 | 101.88 | 68.20 | 33.68 | Peak |



Test Mode: 07; Polarity: Vertical; Modulation:802.11ac; Bandwidth:20MHz; Channel:Low

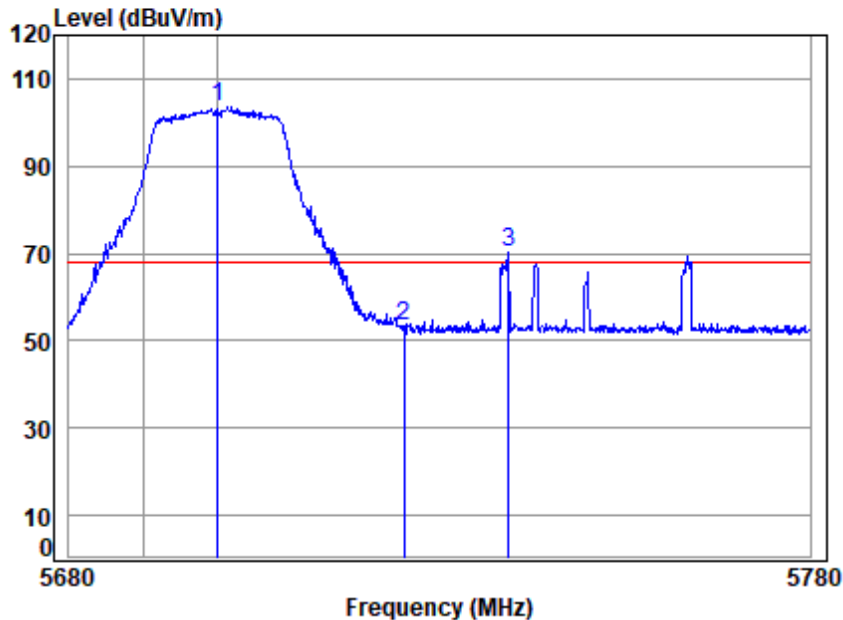


Site : chamber
Condition: 3m VERTICAL
Job No : 02381AT/02382AT
Mode : 5500 Band edge
: 5G WIFI 11AC20

| | | Cable | Ant | Preamp | Read | Limit | Over | |
|--------------|------|--------|--------|--------|--------|--------|--------|---------|
| Freq | Loss | Factor | Factor | Level | Level | Line | Limit | Remark |
| MHz | dB | dB/m | dB | dBuV | dBuV/m | dBuV/m | dB | |
| 1 q 5458.110 | 7.79 | 34.60 | 35.01 | 33.51 | 40.89 | 54.00 | -13.11 | Average |
| 2 5500.000 | 7.82 | 34.60 | 35.01 | 85.01 | 92.42 | ----- | ----- | Average |



Test Mode: 07; Polarity: Horizontal; Modulation:802.11ac; Bandwidth:20MHz; Channel:High

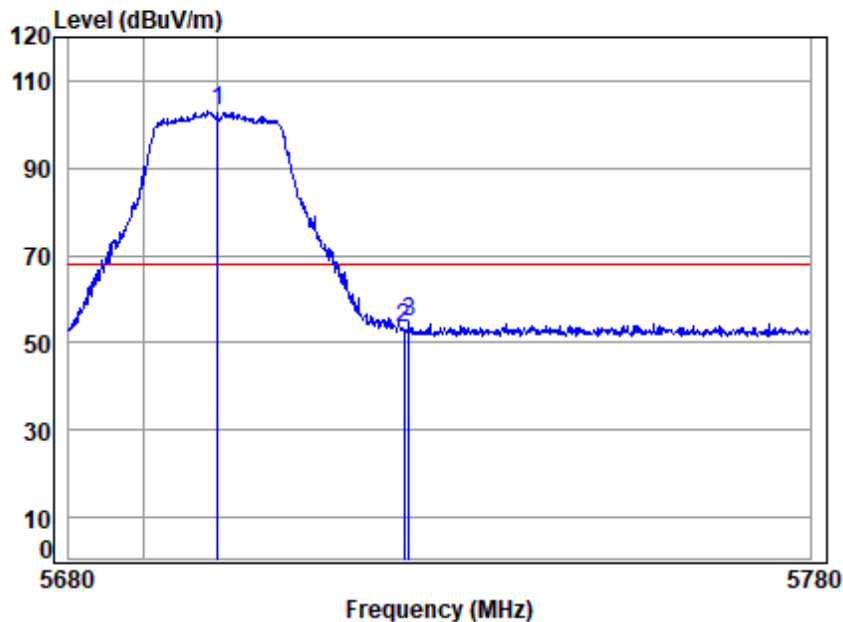


Site : chamber
Condition: 3m HORIZONTAL
Job No : 02381AT/02382AT
Mode : 5700 Band edge
: 5G WIFI 11AC20

| | Cable | Ant | Preamp | Read | | Limit | Over | |
|--------------|-------|--------|--------|-------|--------|--------|--------|--------|
| Freq | Loss | Factor | Factor | Level | Level | Line | Limit | Remark |
| MHz | dB | dB/m | dB | dBuV | dBuV/m | dBuV/m | dB | |
| 1 q 5700.000 | 7.96 | 34.50 | 35.02 | 96.01 | 103.45 | 68.20 | 35.25 | peak |
| 2 5725.000 | 7.98 | 34.50 | 35.02 | 45.95 | 53.41 | 68.20 | -14.79 | peak |
| 3 . 5739.189 | 7.99 | 34.50 | 35.03 | 62.77 | 70.23 | 68.20 | 2.03 | peak |



Test Mode: 07; Polarity: Vertical; Modulation:802.11ac; Bandwidth:20MHz; Channel:High



Site : chamber
Condition: 3m VERTICAL
Job No : 02381AT/02382AT
Mode : 5700 Band edge
: 5G WIFI 11AC20

| | | Cable | Ant | Preamp | Read | Limit | Over | |
|--------------|------|--------|--------|--------|--------|--------|--------|--------|
| Freq | Loss | Factor | Factor | Level | Level | Line | Limit | Remark |
| MHz | dB | dB/m | dB | dBuV | dBuV/m | dBuV/m | dB | |
| 1 q 5700.000 | 7.96 | 34.50 | 35.02 | 95.52 | 102.96 | 68.20 | 34.76 | Peak |
| 2 5725.000 | 7.98 | 34.50 | 35.02 | 45.74 | 53.20 | 68.20 | -15.00 | Peak |
| 3 5725.684 | 7.98 | 34.50 | 35.02 | 47.29 | 54.75 | 68.20 | -13.45 | Peak |



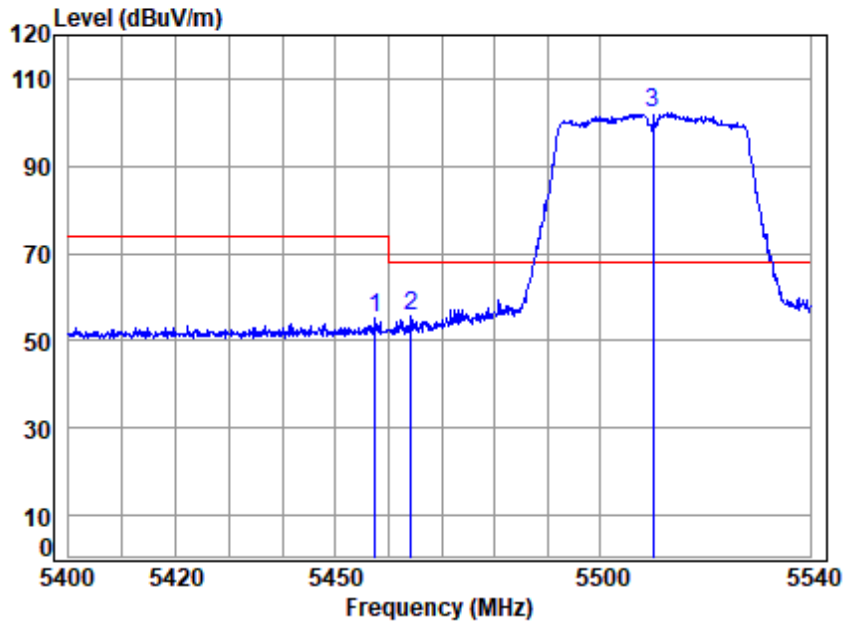
SGS-CSTC Standards Technical Services Co., Ltd. Shenzhen Branch

SZEMC-TRF-01 Rev. A/0 Aug01,2022

Report No.: SZCR230700238105

Page: 138 of 320

Test Mode: 07; Polarity: Horizontal; Modulation:802.11ac; Bandwidth:40MHz; Channel:Low



Site : chamber
Condition: 3m HORIZONTAL
Job No : 02381AT/02382AT
Mode : 5510 Band edge
: 5G WIFI 11AC40

| | | Cable | Ant | Preamp | Read | Limit | Over | |
|------|----------|--------|--------|--------|--------|--------|-------|-------------|
| Freq | Loss | Factor | Factor | Level | Level | Line | Limit | Remark |
| MHz | dB | dB/m | dB | dBuV | dBuV/m | dBuV/m | dB | |
| 1 | 5457.526 | 7.79 | 34.60 | 35.01 | 47.62 | 55.00 | 74.00 | -19.00 peak |
| 2 | 5464.235 | 7.79 | 34.60 | 35.01 | 48.39 | 55.77 | 68.20 | -12.43 peak |
| 3 q | 5510.000 | 7.82 | 34.60 | 35.01 | 94.69 | 102.10 | 68.20 | 33.90 peak |



SGS-CSTC Standards Technical Services Co., Ltd.
Shenzhen Branch Inspection & Testing Laboratory

Unless otherwise agreed in writing, this document is issued by the Company subject to its General Conditions of Service printed overleaf, available on request or accessible at <https://www.sgs.com/en/Terms-and-Conditions>. Attention is drawn to the limitation of liability, indemnification and jurisdiction issues defined therein. Any holder of this document is advised that information contained hereon reflects the Company's findings at the time of its intervention only and within the limits of Client's instructions, if any. The Company's sole responsibility is to its Client and this document does not exonerate parties to a transaction from exercising all their rights and obligations under the transaction documents. This document cannot be reproduced except in full, without prior written approval of the Company. Any unauthorized alteration, forgery or falsification of the content or appearance of this document is unlawful and offenders may be prosecuted to the fullest extent of the law. Unless otherwise stated the results shown in this test report refer only to the sample(s) tested and such sample(s) are retained for 30 days only.

Attention: To check the authenticity of testing /inspection report & certificate, please contact us at telephone: (86-755) 8307 1443, or email: CN.Doccheck@sgs.com

No.1 Workshop, M-10, Middle Section, Science & Technology Park, Nanshan District, Shenzhen, Guangdong, China 518057 t (86-755) 26012053 f (86-755) 26710594 www.sgsgroup.com.cn
中国·广东·深圳市南山区科技园中区M-10栋1号厂房 邮编: 518057 t (86-755) 26012053 f (86-755) 26710594 sgs.china@sgs.com

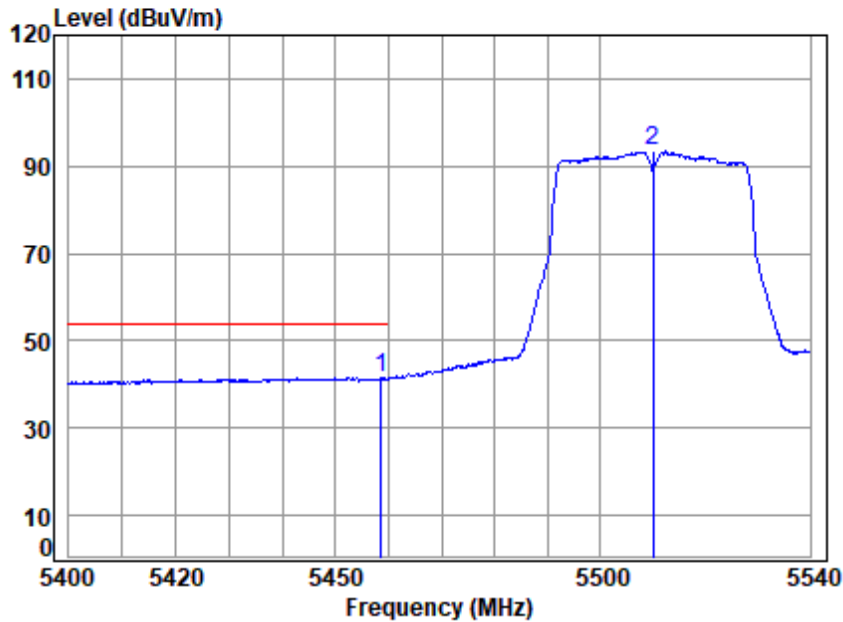
SGS-CSTC Standards Technical Services Co., Ltd. Shenzhen Branch

SZEMC-TRF-01 Rev. A/0 Aug01,2022

Report No.: SZCR230700238105

Page: 139 of 320

Test Mode: 07; Polarity: Horizontal; Modulation:802.11ac; Bandwidth:40MHz; Channel:Low



Site : chamber
Condition: 3m HORIZONTAL
Job No : 02381AT/02382AT
Mode : 5510 Band edge
: 5G WIFI 11AC40

| | | Cable | Ant | Preamp | Read | Limit | Over | |
|--------------|------|--------|--------|--------|--------|--------|--------|---------|
| Freq | Loss | Factor | Factor | Level | Level | Line | Limit | Remark |
| MHz | dB | dB/m | dB | dBuV | dBuV/m | dBuV/m | dB | |
| 1 q 5458.503 | 7.79 | 34.60 | 35.01 | 34.20 | 41.58 | 54.00 | -12.42 | Average |
| 2 5510.000 | 7.82 | 34.60 | 35.01 | 85.94 | 93.35 | ----- | ----- | Average |



SGS-CSTC Standards Technical Services Co., Ltd.
Shenzhen Branch

Unless otherwise agreed in writing, this document is issued by the Company subject to its General Conditions of Service printed overleaf, available on request or accessible at <https://www.sgs.com/en/Terms-and-Conditions>. Attention is drawn to the limitation of liability, indemnification and jurisdiction issues defined therein. Any holder of this document is advised that information contained hereon reflects the Company's findings at the time of its intervention only and within the limits of Client's instructions, if any. The Company's sole responsibility is to its Client and this document does not exonerate parties to a transaction from exercising all their rights and obligations under the transaction documents. This document cannot be reproduced except in full, without prior written approval of the Company. Any unauthorized alteration, forgery or falsification of the content or appearance of this document is unlawful and offenders may be prosecuted to the fullest extent of the law. Unless otherwise stated the results shown in this test report refer only to the sample(s) tested and such sample(s) are retained for 30 days only.

Attention: To check the authenticity of testing /inspection report & certificate, please contact us at telephone: (86-755) 8307 1443, or email: CN.Doccheck@sgs.com

No.1 Workshop, M-10, Middle Section, Science & Technology Park, Nanshan District, Shenzhen, Guangdong, China 518057 t (86-755) 26012053 f (86-755) 26710594 www.sgsgroup.com.cn
中国·广东·深圳市南山区科技园中区M-10栋1号厂房 邮编: 518057 t (86-755) 26012053 f (86-755) 26710594 sgs.china@sgs.com

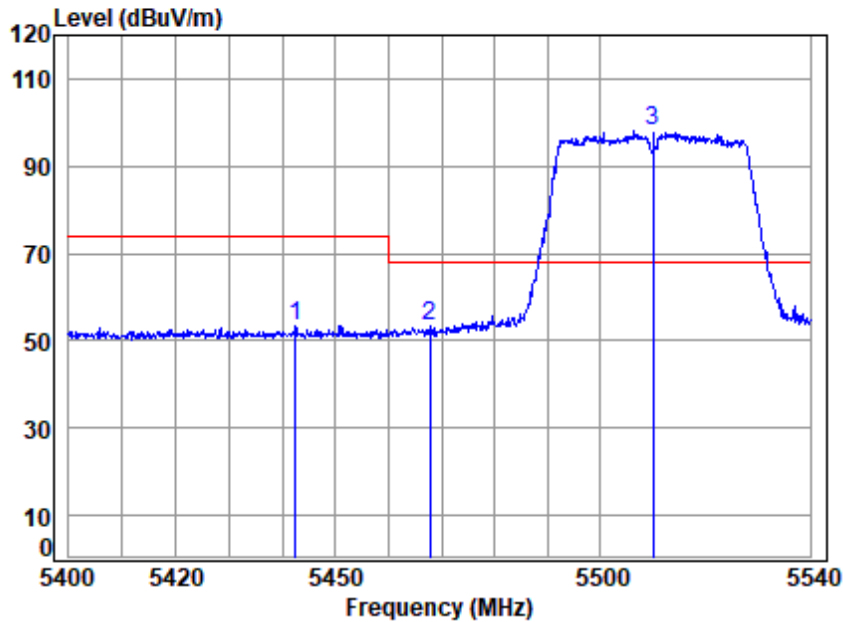
SGS-CSTC Standards Technical Services Co., Ltd. Shenzhen Branch

SZEMC-TRF-01 Rev. A/0 Aug01,2022

Report No.: SZCR230700238105

Page: 140 of 320

Test Mode: 07; Polarity: Vertical; Modulation:802.11ac; Bandwidth:40MHz; Channel:Low



Site : chamber
Condition: 3m VERTICAL
Job No : 02381AT/02382AT
Mode : 5510 Band edge
: 5G WIFI 11AC40

| | | Cable | Ant | Preamp | Read | Limit | Over | |
|-----|----------|-------|--------|--------|-------|--------|--------|--------------|
| | Freq | Loss | Factor | Factor | Level | Level | Line | Limit Remark |
| | MHz | dB | dB/m | dB | dBuV | dBuV/m | dBuV/m | dB |
| 1 | 5442.460 | 7.77 | 34.58 | 35.01 | 46.12 | 53.46 | 74.00 | -20.54 Peak |
| 2 | 5467.732 | 7.79 | 34.60 | 35.01 | 46.17 | 53.55 | 68.20 | -14.65 peak |
| 3 q | 5510.000 | 7.82 | 34.60 | 35.01 | 90.54 | 97.95 | 68.20 | 29.75 Peak |



SGS-CSTC Standards Technical Services Co., Ltd.
Shenzhen Branch Inspection & Testing Laboratory

Unless otherwise agreed in writing, this document is issued by the Company subject to its General Conditions of Service printed overleaf, available on request or accessible at <https://www.sgs.com/en/Terms-and-Conditions>. Attention is drawn to the limitation of liability, indemnification and jurisdiction issues defined therein. Any holder of this document is advised that information contained hereon reflects the Company's findings at the time of its intervention only and within the limits of Client's instructions, if any. The Company's sole responsibility is to its Client and this document does not exonerate parties to a transaction from exercising all their rights and obligations under the transaction documents. This document cannot be reproduced except in full, without prior written approval of the Company. Any unauthorized alteration, forgery or falsification of the content or appearance of this document is unlawful and offenders may be prosecuted to the fullest extent of the law. Unless otherwise stated the results shown in this test report refer only to the sample(s) tested and such sample(s) are retained for 30 days only.

Attention: To check the authenticity of testing /inspection report & certificate, please contact us at telephone: (86-755) 8307 1443, or email: CN.Doccheck@sgs.com

No.1 Workshop, M-10, Middle Section, Science & Technology Park, Nanshan District, Shenzhen, Guangdong, China 518057 t (86-755) 26012053 f (86-755) 26710594 www.sgsgroup.com.cn
中国·广东·深圳市南山区科技园中区M-10栋1号厂房 邮编: 518057 t (86-755) 26012053 f (86-755) 26710594 sgs.china@sgs.com

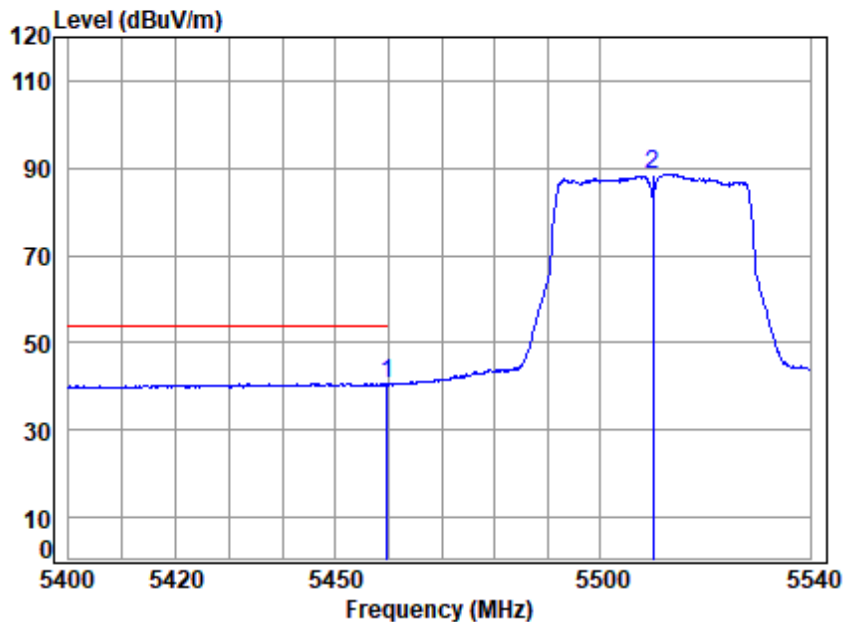
SGS-CSTC Standards Technical Services Co., Ltd. Shenzhen Branch

SZEMC-TRF-01 Rev. A/0 Aug01,2022

Report No.: SZCR230700238105

Page: 141 of 320

Test Mode: 07; Polarity: Vertical; Modulation:802.11ac; Bandwidth:40MHz; Channel:Low



Site : chamber
Condition: 3m VERTICAL
Job No : 02381AT/02382AT
Mode : 5510 Band edge
: 5G WIFI 11AC40

| | | Cable | Ant | Preamp | Read | Limit | Over | |
|--------------|--|-------|--------|--------|-------|--------|--------|----------------|
| Freq | | Loss | Factor | Factor | Level | Line | Limit | Remark |
| MHz | | dB | dB/m | dB | dBuV | dBuV/m | dBuV/m | dB |
| 1 q 5459.622 | | 7.79 | 34.60 | 35.01 | 33.34 | 40.72 | 54.00 | -13.28 Average |
| 2 5510.000 | | 7.82 | 34.60 | 35.01 | 81.27 | 88.68 | ----- | ----- Average |



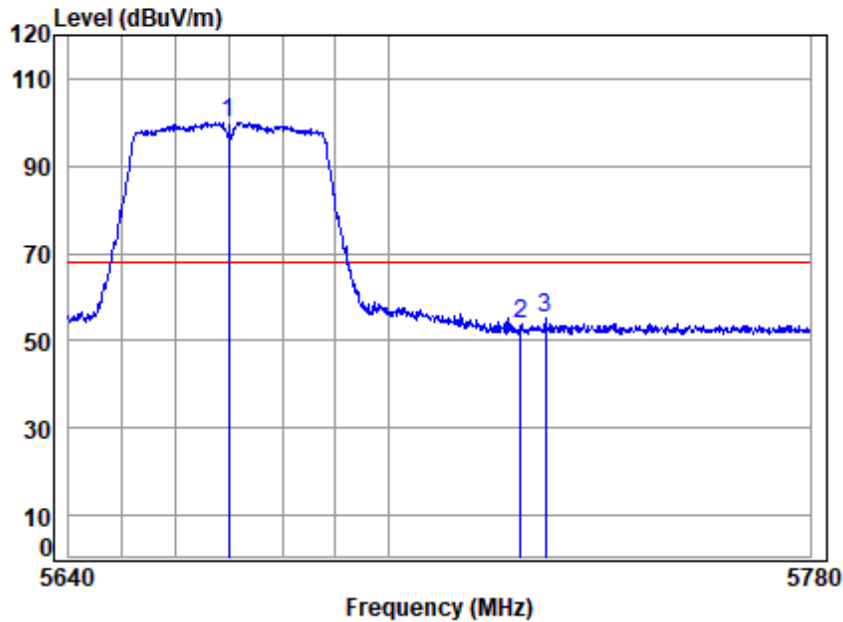
SGS-CSTC Standards Technical Services Co., Ltd.
Shenzhen Branch

Unless otherwise agreed in writing, this document is issued by the Company subject to its General Conditions of Service printed overleaf, available on request or accessible at <https://www.sgs.com/en/Terms-and-Conditions>. Attention is drawn to the limitation of liability, indemnification and jurisdiction issues defined therein. Any holder of this document is advised that information contained hereon reflects the Company's findings at the time of its intervention only and within the limits of Client's instructions, if any. The Company's sole responsibility is to its Client and this document does not exonerate parties to a transaction from exercising all their rights and obligations under the transaction documents. This document cannot be reproduced except in full, without prior written approval of the Company. Any unauthorized alteration, forgery or falsification of the content or appearance of this document is unlawful and offenders may be prosecuted to the fullest extent of the law. Unless otherwise stated the results shown in this test report refer only to the sample(s) tested and such sample(s) are retained for 30 days only.

Attention: To check the authenticity of testing /inspection report & certificate, please contact us at telephone: (86-755) 8307 1443, or email: CN.Doccheck@sgs.com

No.1 Workshop, M-10, Middle Section, Science & Technology Park, Nanshan District, Shenzhen, Guangdong, China 518057 t (86-755) 26012053 f (86-755) 26710594 www.sgs.com.cn
中国·广东·深圳市南山区科技园中区M-10栋1号厂房 邮编: 518057 t (86-755) 26012053 f (86-755) 26710594 sgs.china@sgs.com

Test Mode: 07; Polarity: Horizontal; Modulation:802.11ac; Bandwidth:40MHz; Channel:High

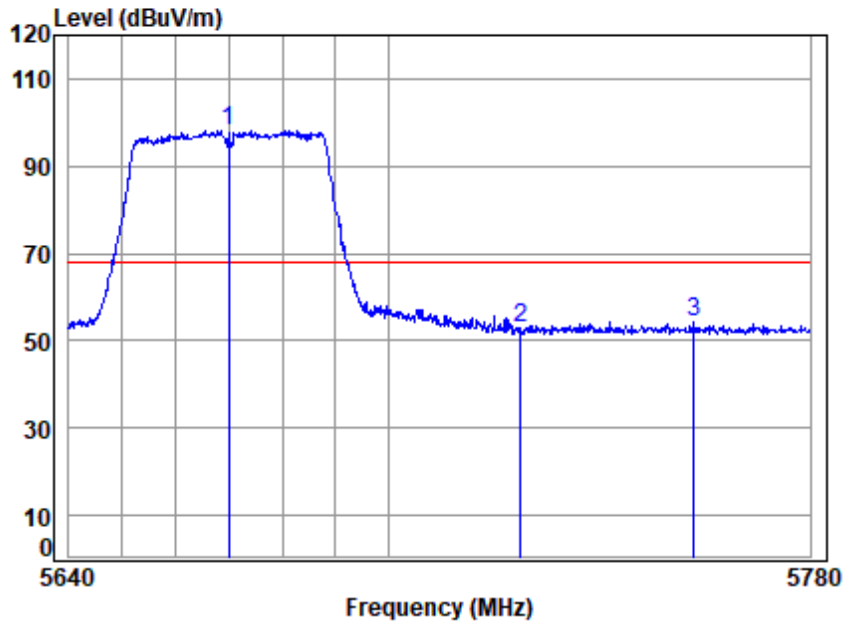


Site : chamber
Condition: 3m HORIZONTAL
Job No : 02381AT/02382AT
Mode : 5670 Band edge
: 5G WIFI 11AC40

| | | Cable | Ant | Preamp | Read | Limit | Over | |
|--------------|------|--------|--------|--------|--------|--------|--------|--------|
| Freq | Loss | Factor | Factor | Level | Level | Line | Limit | Remark |
| MHz | dB | dB/m | dB | dBuV | dBuV/m | dBuV/m | dB | |
| 1 q 5670.000 | 7.94 | 34.50 | 35.02 | 92.65 | 100.07 | 68.20 | 31.87 | peak |
| 2 5725.000 | 7.98 | 34.50 | 35.02 | 46.30 | 53.76 | 68.20 | -14.44 | peak |
| 3 5729.625 | 7.98 | 34.50 | 35.02 | 47.77 | 55.23 | 68.20 | -12.97 | peak |



Test Mode: 07; Polarity: Vertical; Modulation:802.11ac; Bandwidth:40MHz; Channel:High

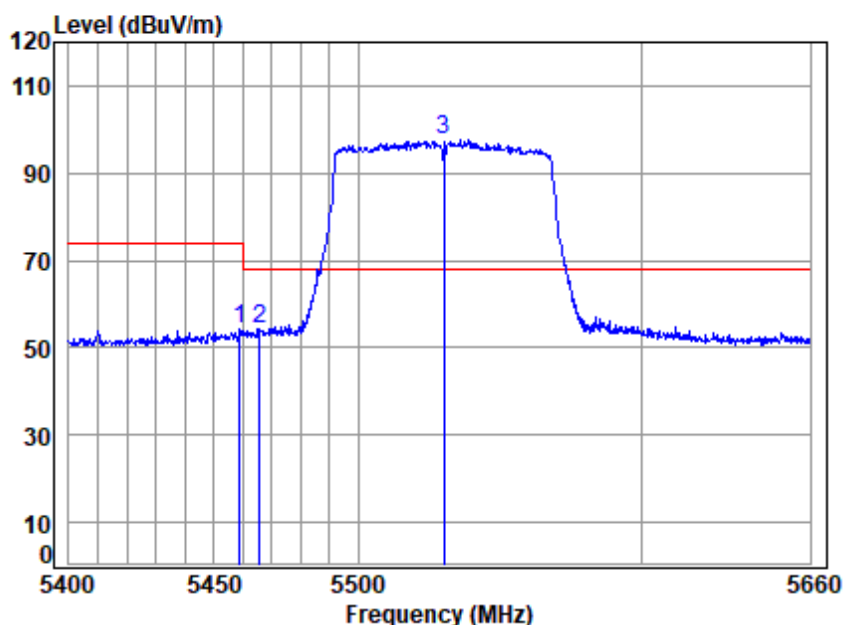


Site : chamber
Condition: 3m VERTICAL
Job No : 02381AT/02382AT
Mode : 5670 Band edge
: 5G WIFI 11AC40

| | | Cable | Ant | Preamp | Read | Limit | Over | |
|--------------|------|--------|--------|--------|--------|--------|--------|--------|
| Freq | Loss | Factor | Factor | Level | Level | Line | Limit | Remark |
| MHz | dB | dB/m | dB | dBuV | dBuV/m | dBuV/m | dB | |
| 1 q 5670.000 | 7.94 | 34.50 | 35.02 | 90.64 | 98.06 | 68.20 | 29.86 | Peak |
| 2 5725.000 | 7.98 | 34.50 | 35.02 | 45.54 | 53.00 | 68.20 | -15.20 | Peak |
| 3 5757.792 | 8.00 | 34.52 | 35.03 | 46.97 | 54.46 | 68.20 | -13.74 | Peak |



Test Mode: 07; Polarity: Horizontal; Modulation:802.11ac; Bandwidth:80MHz; Channel:Low

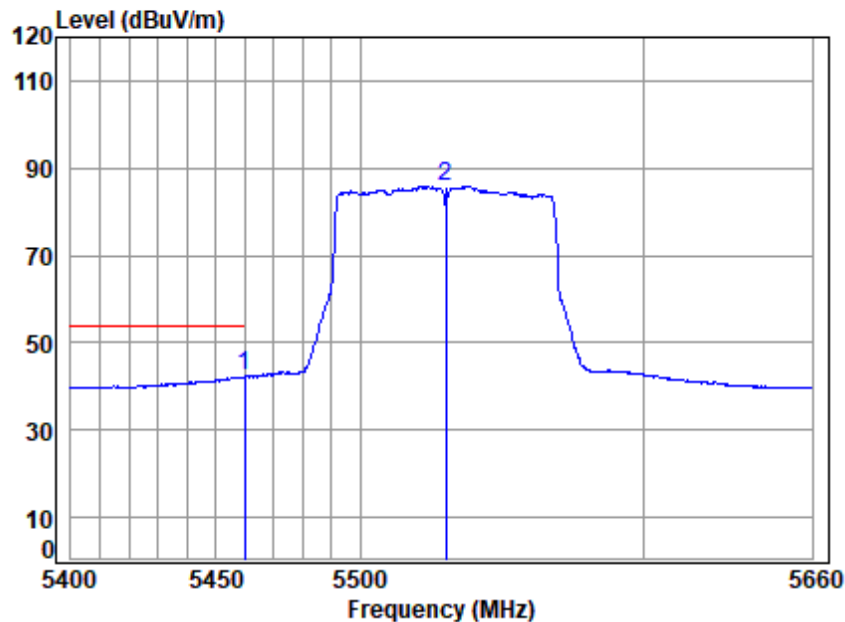


Site : chamber
Condition: 3m HORIZONTAL
Job No : 02381AT/02382AT
Mode : 5530 Band edge
: 5G WIFI 11AC80

| | | Cable | Ant | Preamp | Read | | Limit | Over | |
|-----|----------|-------|--------|--------|-------|--------|--------|--------|--------|
| | Freq | Loss | Factor | Factor | Level | Level | Line | Limit | Remark |
| | MHz | dB | dB/m | dB | dBuV | dBuV/m | dBuV/m | dB | |
| 1 | 5458.722 | 7.79 | 34.60 | 35.01 | 47.06 | 54.44 | 74.00 | -19.56 | peak |
| 2 | 5465.914 | 7.79 | 34.60 | 35.01 | 46.83 | 54.21 | 68.20 | -13.99 | peak |
| 3 q | 5530.000 | 7.84 | 34.60 | 35.01 | 90.22 | 97.65 | 68.20 | 29.45 | peak |



Test Mode: 07; Polarity: Horizontal; Modulation:802.11ac; Bandwidth:80MHz; Channel:Low

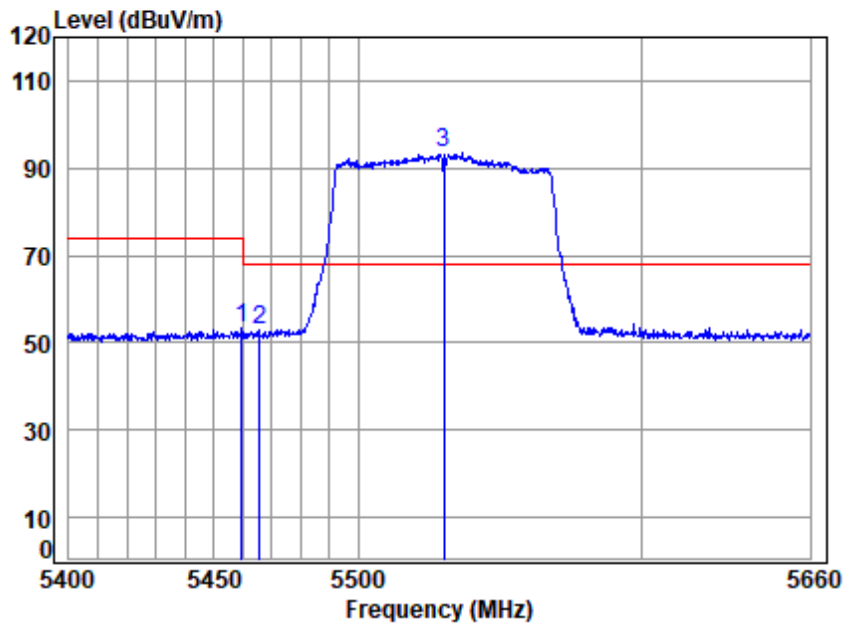


Site : chamber
Condition: 3m HORIZONTAL
Job No : 02381AT/02382AT
Mode : 5530 Band edge
: 5G WIFI 11AC80

| | | Cable | Ant | Preamp | Read | Limit | Over | |
|--------------|------|--------|--------|--------|--------|--------|--------|---------|
| Freq | Loss | Factor | Factor | Level | Level | Line | Limit | Remark |
| MHz | dB | dB/m | dB | dBuV | dBuV/m | dBuV/m | dB | |
| 1 q 5459.749 | 7.79 | 34.60 | 35.01 | 34.86 | 42.24 | 54.00 | -11.76 | Average |
| 2 5530.000 | 7.84 | 34.60 | 35.01 | 78.41 | 85.84 | ----- | ----- | Average |



Test Mode: 07; Polarity: Vertical; Modulation:802.11ac; Bandwidth:80MHz; Channel:Low

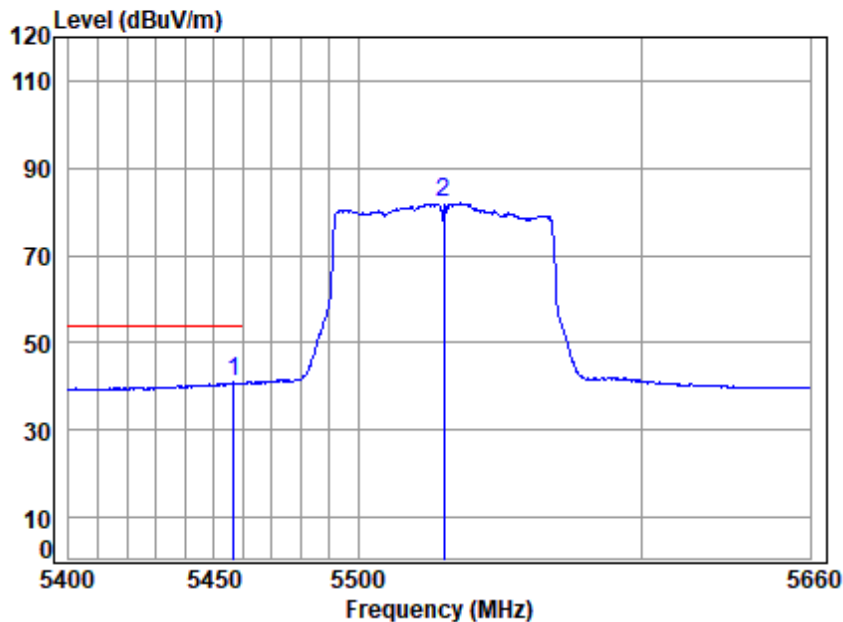


Site : chamber
Condition: 3m VERTICAL
Job No : 02381AT/02382AT
Mode : 5530 Band edge
: 5G WIFI 11AC80

| | Freq | Cable Loss | Ant Factor | Preamp Factor | Read Level | Level | Limit Line | Over Limit | Remark |
|-----|----------|------------|------------|---------------|------------|--------|------------|------------|--------|
| | MHz | dB | dB/m | dB | dBuV | dBuV/m | dBuV/m | dB | |
| 1 | 5459.492 | 7.79 | 34.60 | 35.01 | 45.79 | 53.17 | 74.00 | -20.83 | Peak |
| 2 | 5465.657 | 7.79 | 34.60 | 35.01 | 45.34 | 52.72 | 68.20 | -15.48 | peak |
| 3 q | 5530.000 | 7.84 | 34.60 | 35.01 | 86.07 | 93.50 | 68.20 | 25.30 | Peak |



Test Mode: 07; Polarity: Vertical; Modulation:802.11ac; Bandwidth:80MHz; Channel:Low

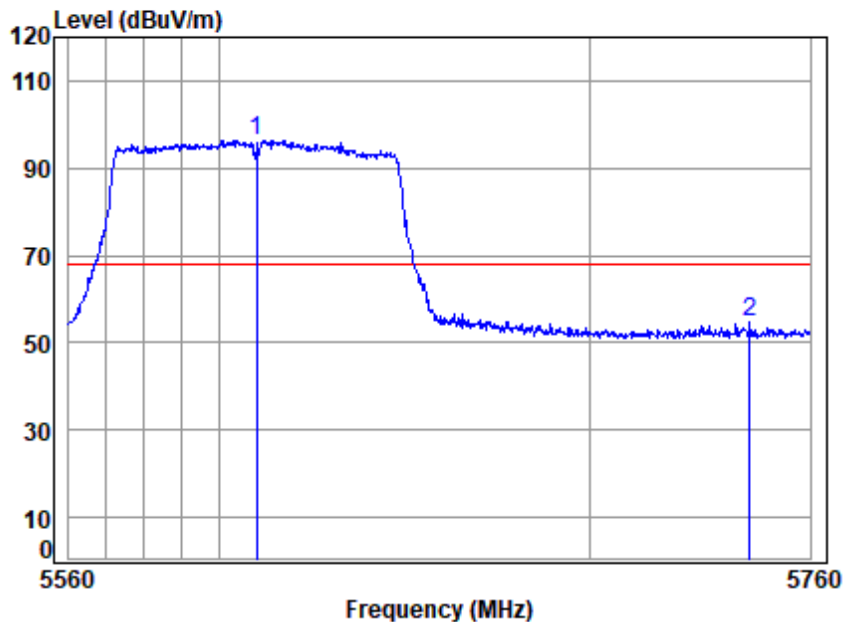


Site : chamber
Condition: 3m VERTICAL
Job No : 02381AT/02382AT
Mode : 5530 Band edge
: 5G WIFI 11AC80

| | | Cable | Ant | Preamp | Read | Limit | Over | |
|--------------|------|--------|--------|--------|--------|--------|--------|---------|
| Freq | Loss | Factor | Factor | Level | Level | Line | Limit | Remark |
| MHz | dB | dB/m | dB | dBuV | dBuV/m | dBuV/m | dB | |
| 1 q 5456.669 | 7.78 | 34.60 | 35.01 | 33.48 | 40.85 | 54.00 | -13.15 | Average |
| 2 5530.000 | 7.84 | 34.60 | 35.01 | 74.50 | 81.93 | ----- | ----- | Average |



Test Mode: 07; Polarity: Horizontal; Modulation:802.11ac; Bandwidth:80MHz; Channel:High

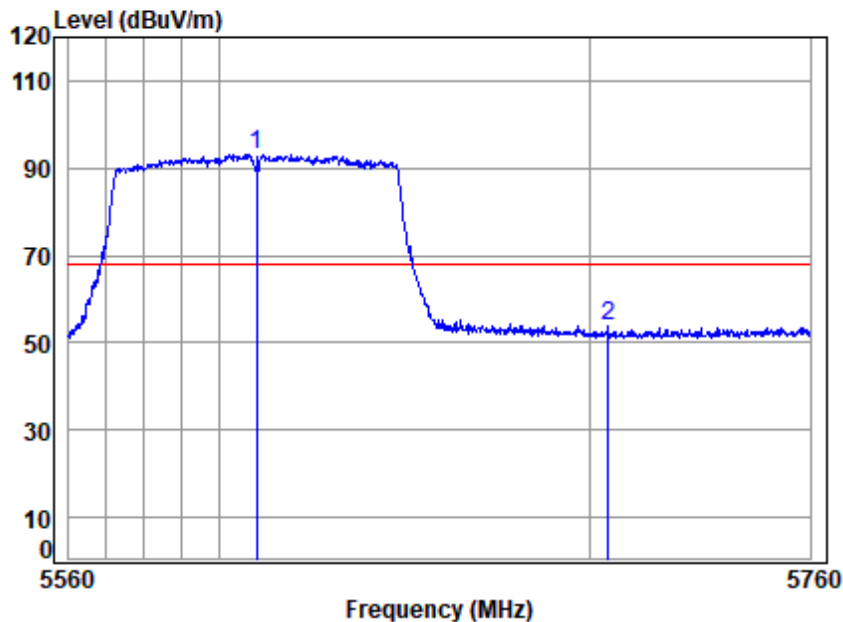


Site : chamber
Condition: 3m HORIZONTAL
Job No : 02381AT/02382AT
Mode : 5610 Band edge
: 5G WIFI 11AC80

| | | Cable | Ant | Preamp | Read | Limit | Over | |
|--------------|------|--------|--------|--------|--------|--------|--------|--------|
| Freq | Loss | Factor | Factor | Level | Level | Line | Limit | Remark |
| MHz | dB | dB/m | dB | dBuV | dBuV/m | dBuV/m | dB | |
| 1 q 5610.000 | 7.90 | 34.50 | 35.02 | 89.02 | 96.40 | 68.20 | 28.20 | peak |
| 2 5743.536 | 7.99 | 34.50 | 35.03 | 47.18 | 54.64 | 68.20 | -13.56 | Peak |



Test Mode: 07; Polarity: Vertical; Modulation:802.11ac; Bandwidth:80MHz; Channel:High

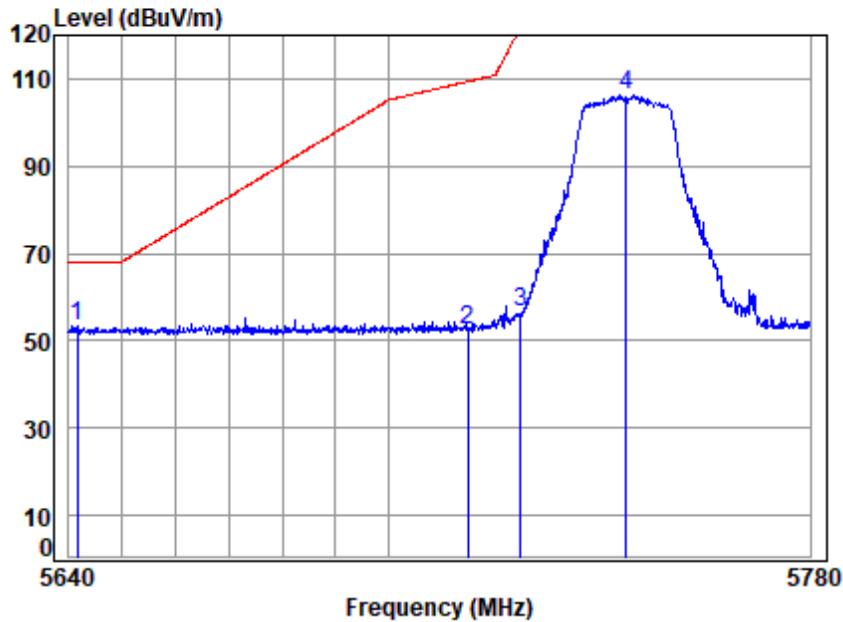


Site : chamber
Condition: 3m VERTICAL
Job No : 02381AT/02382AT
Mode : 5610 Band edge
: 5G WIFI 11AC80

| | | Cable | Ant | Preamp | Read | Limit | Over | |
|------|----------|-------|--------|--------|-------|--------|--------|-------------|
| Freq | | Loss | Factor | Factor | Level | Line | Limit | Remark |
| MHz | | dB | dB/m | dB | dBuV | dBuV/m | dBuV/m | dB |
| 1 q | 5610.000 | 7.90 | 34.50 | 35.02 | 85.77 | 93.15 | 68.20 | 24.95 Peak |
| 2 | 5704.898 | 7.97 | 34.50 | 35.02 | 46.21 | 53.66 | 68.20 | -14.54 Peak |



Test Mode: 08; Polarity: Horizontal; Modulation:802.11ac; Bandwidth:20MHz; Channel:Low

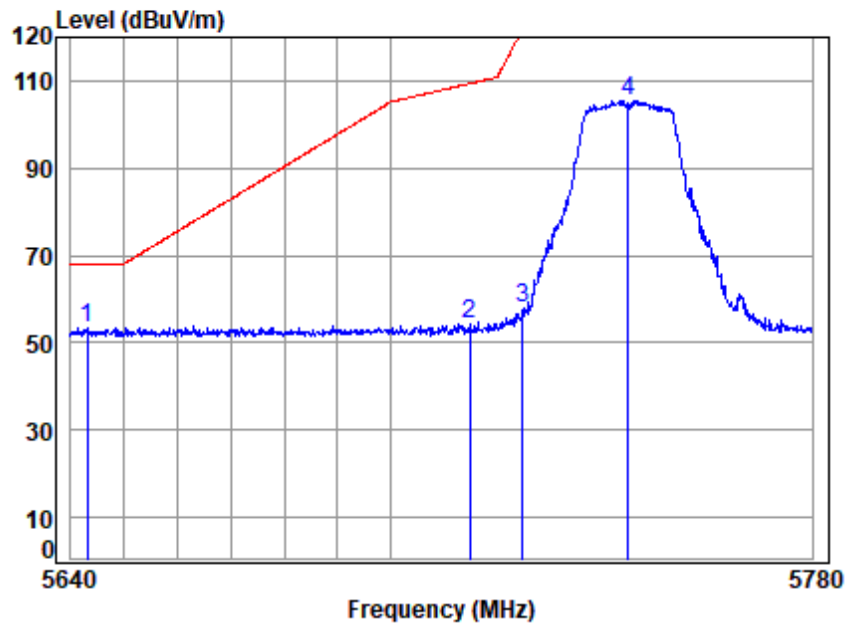


Site : chamber
Condition: 3m HORIZONTAL
Job No : 02381AT/02382AT
Mode : 5745 Band edge
: 5G WIFI 11AC20

| | | Cable | Ant | Preamp | Read | Limit | Over | |
|--------------|--|-------|--------|--------|-------|--------|--------|--------------|
| Freq | | Loss | Factor | Factor | Level | Level | Line | Limit Remark |
| MHz | | dB | dB/m | dB | dBuV | dBuV/m | dBuV/m | dB |
| 1 q 5641.660 | | 7.92 | 34.50 | 35.02 | 46.14 | 53.54 | 68.20 | -14.66 peak |
| 2 5715.000 | | 7.97 | 34.50 | 35.02 | 45.16 | 52.61 | 109.40 | -56.79 peak |
| 3 5725.000 | | 7.98 | 34.50 | 35.02 | 49.22 | 56.68 | 122.20 | -65.52 peak |
| 4 5745.000 | | 7.99 | 34.50 | 35.03 | 99.02 | 106.48 | ----- | ----- peak |



Test Mode: 08; Polarity: Vertical; Modulation:802.11ac; Bandwidth:20MHz; Channel:Low

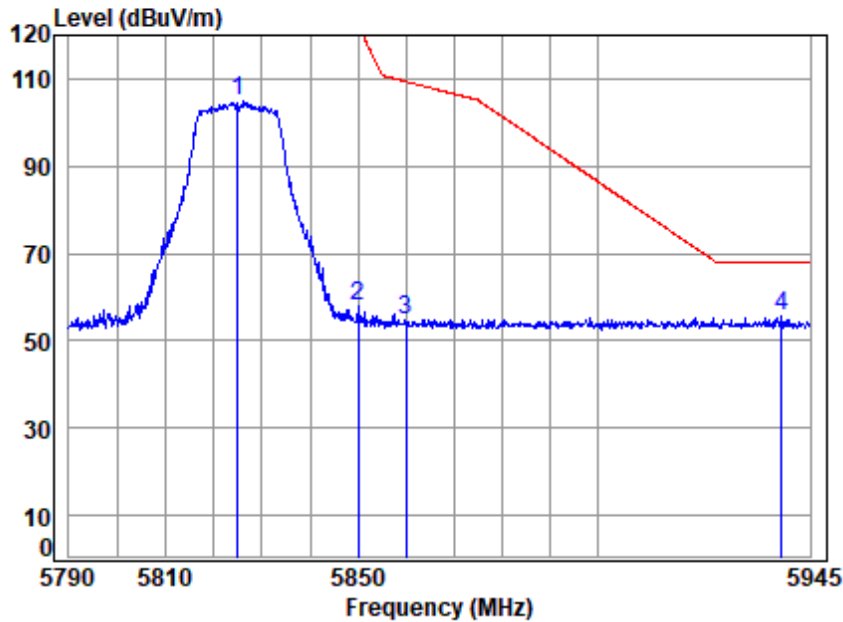


Site : chamber
Condition: 3m VERTICAL
Job No : 02381AT/02382AT
Mode : 5745 Band edge
: 5G WIFI 11AC20

| | | Cable | Ant | Preamp | Read | Limit | Over | |
|--------------|------|--------|--------|--------|--------|--------|--------|--------|
| Freq | Loss | Factor | Factor | Level | Level | Line | Limit | Remark |
| MHz | dB | dB/m | dB | dBuV | dBuV/m | dBuV/m | dB | |
| 1 q 5643.043 | 7.92 | 34.50 | 35.02 | 45.87 | 53.27 | 68.20 | -14.93 | peak |
| 2 5715.000 | 7.97 | 34.50 | 35.02 | 46.73 | 54.18 | 109.40 | -55.22 | peak |
| 3 5725.000 | 7.98 | 34.50 | 35.02 | 50.52 | 57.98 | 122.20 | -64.22 | peak |
| 4 5745.000 | 7.99 | 34.50 | 35.03 | 98.10 | 105.56 | ----- | ----- | peak |



Test Mode: 08; Polarity: Horizontal; Modulation:802.11ac; Bandwidth:20MHz; Channel:High

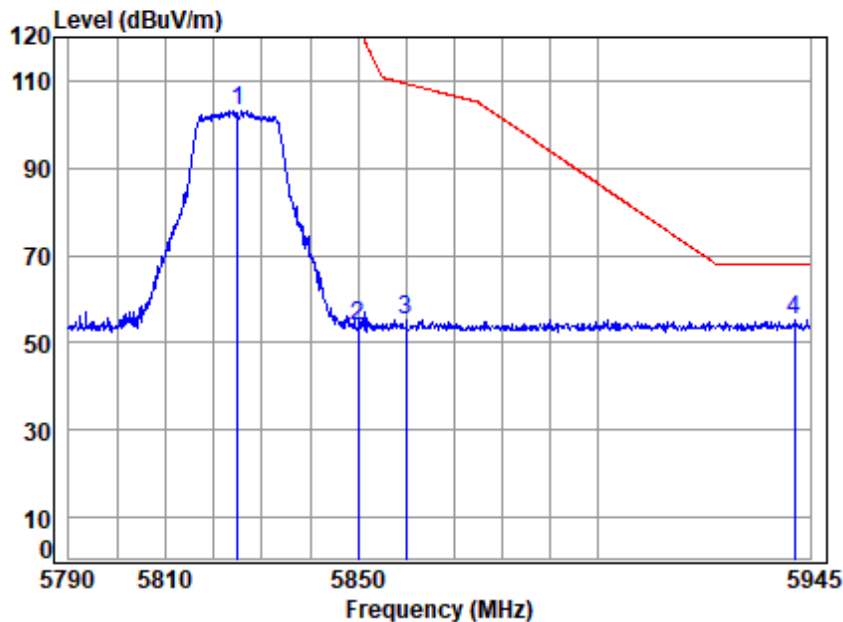


Site : chamber
Condition: 3m HORIZONTAL
Job No : 02381AT/02382AT
Mode : 5825 Band edge
: 5G WIFI 11AC20

| | | Cable | Ant | Preamp | Read | | Limit | Over | |
|-----|----------|-------|--------|--------|-------|--------|--------|--------|--------|
| | Freq | Loss | Factor | Factor | Level | Level | Line | Limit | Remark |
| | MHz | dB | dB/m | dB | dBuV | dBuV/m | dBuV/m | dB | |
| 1 | 5825.000 | 8.05 | 34.65 | 35.03 | 97.42 | 105.09 | ----- | ----- | peak |
| 2 | 5850.000 | 8.07 | 34.70 | 35.03 | 49.98 | 57.72 | 122.20 | -64.48 | peak |
| 3 | 5860.000 | 8.07 | 34.72 | 35.03 | 46.98 | 54.74 | 109.40 | -54.66 | peak |
| 4 q | 5938.878 | 8.13 | 34.88 | 35.04 | 47.80 | 55.77 | 68.20 | -12.43 | peak |



Test Mode: 08; Polarity: Vertical; Modulation:802.11ac; Bandwidth:20MHz; Channel:High



Site : chamber
Condition: 3m VERTICAL
Job No : 02381AT/02382AT
Mode : 5825 Band edge
: 5G WIFI 11AC20

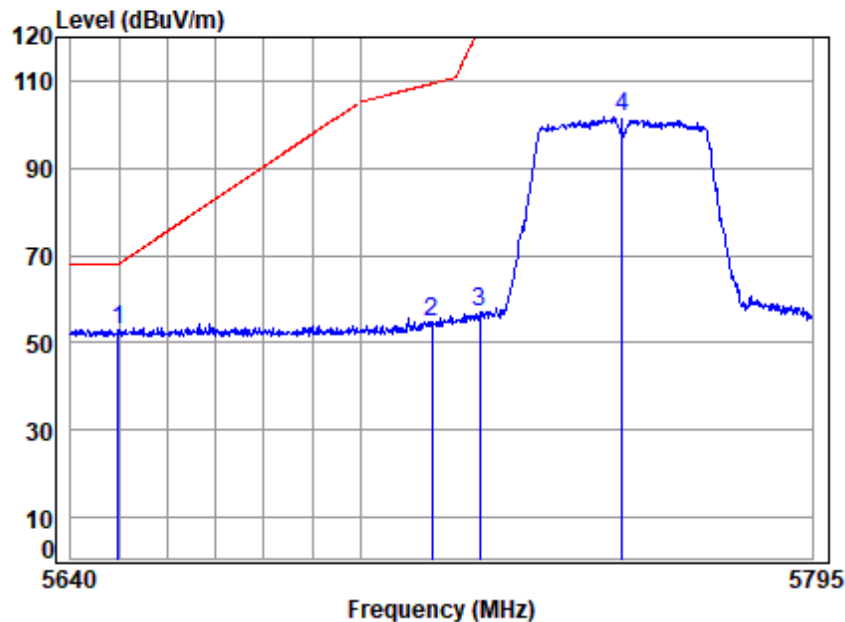
| | | Cable | Ant | Preamp | Read | Limit | Over | |
|------|----------|-------|--------|--------|-------|--------|--------|--------------|
| Freq | | Loss | Factor | Factor | Level | Level | Line | Limit Remark |
| MHz | | dB | dB/m | dB | dBuV | dBuV/m | dBuV/m | dB |
| 1 | 5825.000 | 8.05 | 34.65 | 35.03 | 95.52 | 103.19 | ----- | ----- peak |
| 2 | 5850.000 | 8.07 | 34.70 | 35.03 | 46.17 | 53.91 | 122.20 | -68.29 peak |
| 3 | 5860.000 | 8.07 | 34.72 | 35.03 | 47.31 | 55.07 | 109.40 | -54.33 peak |
| 4 q | 5941.703 | 8.13 | 34.88 | 35.04 | 47.17 | 55.14 | 68.20 | -13.06 peak |



Unless otherwise agreed in writing, this document is issued by the Company subject to its General Conditions of Service printed overleaf, available on request or accessible at <https://www.sgs.com/en/Terms-and-Conditions>. Attention is drawn to the limitation of liability, indemnification and jurisdiction issues defined therein. Any holder of this document is advised that information contained hereon reflects the Company's findings at the time of its intervention only and within the limits of Client's instructions, if any. The Company's sole responsibility is to its Client and this document does not exonerate parties to a transaction from exercising all their rights and obligations under the transaction documents. This document cannot be reproduced except in full, without prior written approval of the Company. Any unauthorized alteration, forgery or falsification of the content or appearance of this document is unlawful and offenders may be prosecuted to the fullest extent of the law. Unless otherwise stated the results shown in this test report refer only to the sample(s) tested and such sample(s) are retained for 30 days only.

Attention: To check the authenticity of testing /inspection report & certificate, please contact us at telephone: (86-755) 8307 1443, or email: CN.Doccheck@sgs.com

Test Mode: 08; Polarity: Horizontal; Modulation:802.11ac; Bandwidth:40MHz; Channel:Low



Site : chamber
Condition: 3m HORIZONTAL
Job No : 02381AT/02382AT
Mode : 5755 Band edge
: 5G WIFI 11AC40

| | | Cable | Ant | Preamp | Read | Limit | Over | |
|------|----------|-------|--------|--------|-------|--------|--------|--------------|
| Freq | | Loss | Factor | Factor | Level | Level | Line | Limit Remark |
| MHz | | dB | dB/m | dB | dBuV | dBuV/m | dBuV/m | dB |
| 1 q | 5649.794 | 7.93 | 34.50 | 35.02 | 45.67 | 53.08 | 68.20 | -15.12 peak |
| 2 | 5715.000 | 7.97 | 34.50 | 35.02 | 47.43 | 54.88 | 109.40 | -54.52 peak |
| 3 | 5725.000 | 7.98 | 34.50 | 35.02 | 49.49 | 56.95 | 122.20 | -65.25 peak |
| 4 | 5755.000 | 8.00 | 34.51 | 35.03 | 94.39 | 101.87 | ----- | ----- peak |



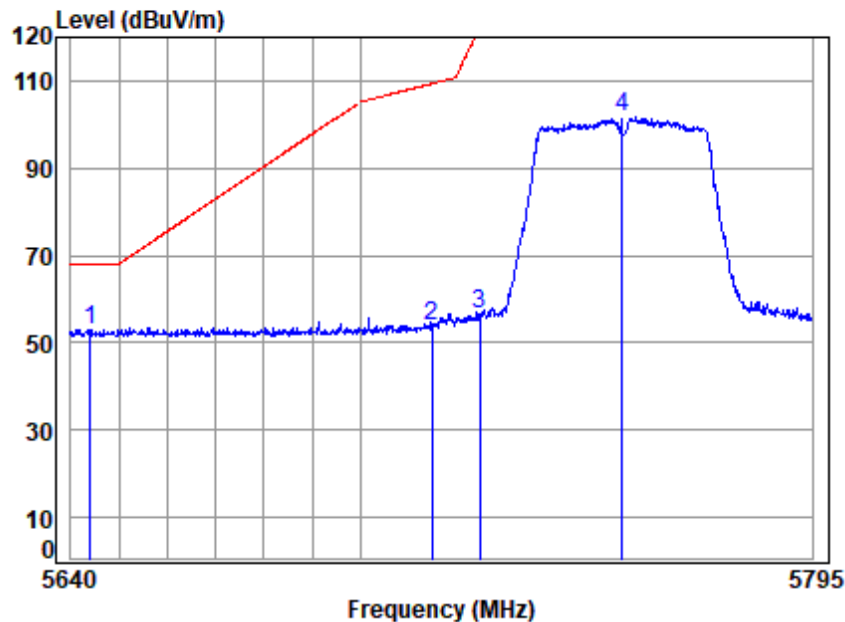
SGS-CSTC Standards Technical Services Co., Ltd. Shenzhen Branch

SZEMC-TRF-01 Rev. A/0 Aug01,2022

Report No.: SZCR230700238105

Page: 155 of 320

Test Mode: 08; Polarity: Vertical; Modulation:802.11ac; Bandwidth:40MHz; Channel:Low



Site : chamber
Condition: 3m VERTICAL
Job No : 02381AT/02382AT
Mode : 5755 Band edge
: 5G WIFI 11AC40

| | | Cable | Ant | Preamp | Read | Limit | Over | |
|-----|----------|-------|--------|--------|-------|--------|--------|--------------|
| | Freq | Loss | Factor | Factor | Level | Level | Line | Limit Remark |
| | MHz | dB | dB/m | dB | dBuV | dBuV/m | dBuV/m | dB |
| 1 q | 5643.977 | 7.92 | 34.50 | 35.02 | 45.75 | 53.15 | 68.20 | -15.05 peak |
| 2 | 5715.000 | 7.97 | 34.50 | 35.02 | 46.17 | 53.62 | 109.40 | -55.78 peak |
| 3 | 5725.000 | 7.98 | 34.50 | 35.02 | 49.21 | 56.67 | 122.20 | -65.53 peak |
| 4 | 5755.000 | 8.00 | 34.51 | 35.03 | 94.09 | 101.57 | ----- | ----- peak |



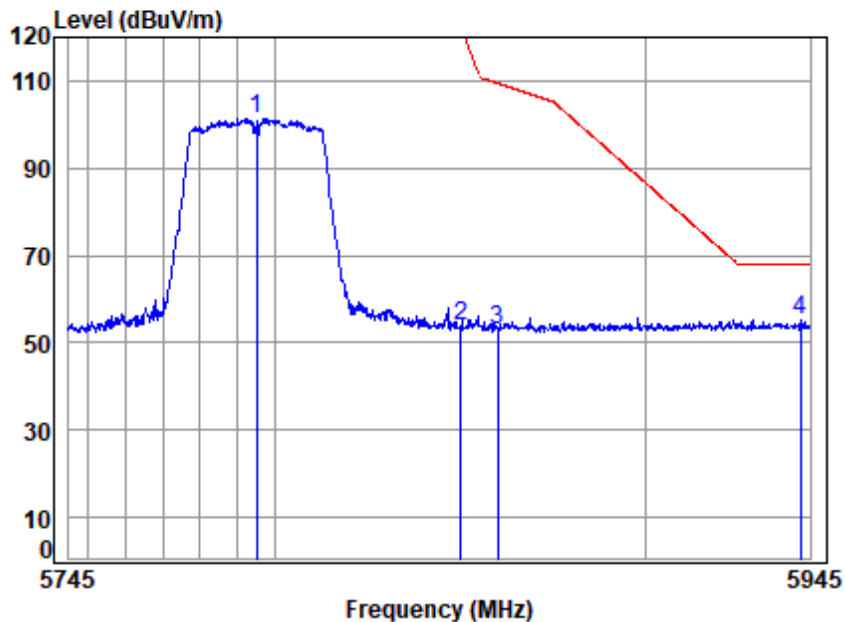
SGS-CSTC Standards Technical Services Co., Ltd.
Shenzhen Branch Inspection & Testing Laboratory

Unless otherwise agreed in writing, this document is issued by the Company subject to its General Conditions of Service printed overleaf, available on request or accessible at <https://www.sgs.com/en/Terms-and-Conditions>. Attention is drawn to the limitation of liability, indemnification and jurisdiction issues defined therein. Any holder of this document is advised that information contained hereon reflects the Company's findings at the time of its intervention only and within the limits of Client's instructions, if any. The Company's sole responsibility is to its Client and this document does not exonerate parties to a transaction from exercising all their rights and obligations under the transaction documents. This document cannot be reproduced except in full, without prior written approval of the Company. Any unauthorized alteration, forgery or falsification of the content or appearance of this document is unlawful and offenders may be prosecuted to the fullest extent of the law. Unless otherwise stated the results shown in this test report refer only to the sample(s) tested and such sample(s) are retained for 30 days only.

Attention: To check the authenticity of testing /inspection report & certificate, please contact us at telephone: (86-755) 8307 1443, or email: CN.Doccheck@sgs.com

No.1 Workshop, M-10, Middle Section, Science & Technology Park, Nanshan District, Shenzhen, Guangdong, China 518057 t (86-755) 26012053 f (86-755) 26710594 www.sgsgroup.com.cn
中国·广东·深圳市南山区科技园中区M-10栋1号厂房 邮编: 518057 t (86-755) 26012053 f (86-755) 26710594 sgs.china@sgs.com

Test Mode: 08; Polarity: Horizontal; Modulation:802.11ac; Bandwidth:40MHz; Channel:High

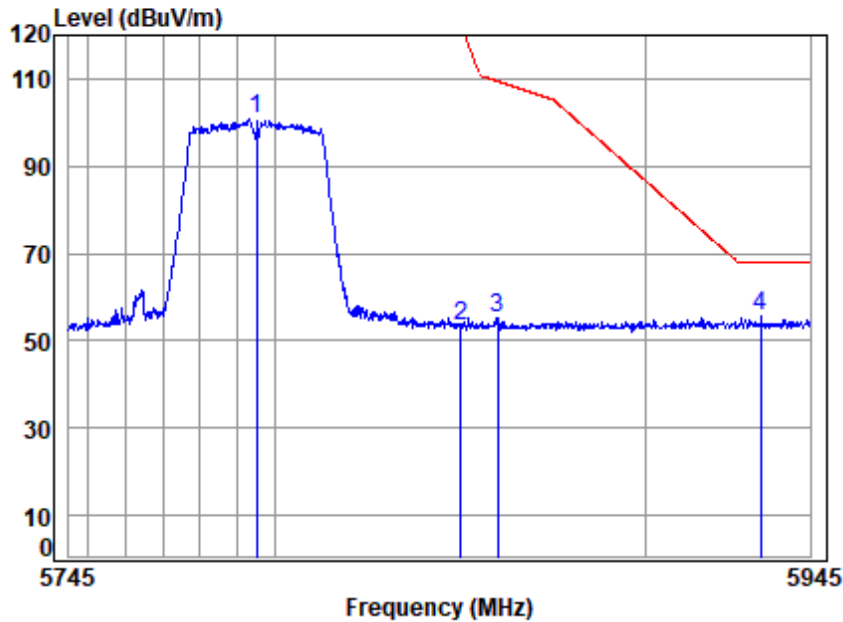


Site : chamber
Condition: 3m HORIZONTAL
Job No : 02381AT/02382AT
Mode : 5795 Band edge
: 5G WIFI 11AC40

| | | Cable | Ant | Preamp | Read | Limit | Over | |
|--------------|------|--------|--------|--------|--------|--------|--------|--------|
| Freq | Loss | Factor | Factor | Level | Level | Line | Limit | Remark |
| MHz | dB | dB/m | dB | dBuV | dBuV/m | dBuV/m | dB | |
| 1 5795.000 | 8.03 | 34.59 | 35.03 | 93.78 | 101.37 | ----- | ----- | peak |
| 2 5850.000 | 8.07 | 34.70 | 35.03 | 45.94 | 53.68 | 122.20 | -68.52 | peak |
| 3 5860.000 | 8.07 | 34.72 | 35.03 | 45.31 | 53.07 | 109.40 | -56.33 | peak |
| 4 q 5942.356 | 8.13 | 34.88 | 35.04 | 47.47 | 55.44 | 68.20 | -12.76 | peak |



Test Mode: 08; Polarity: Vertical; Modulation:802.11ac; Bandwidth:40MHz; Channel:High

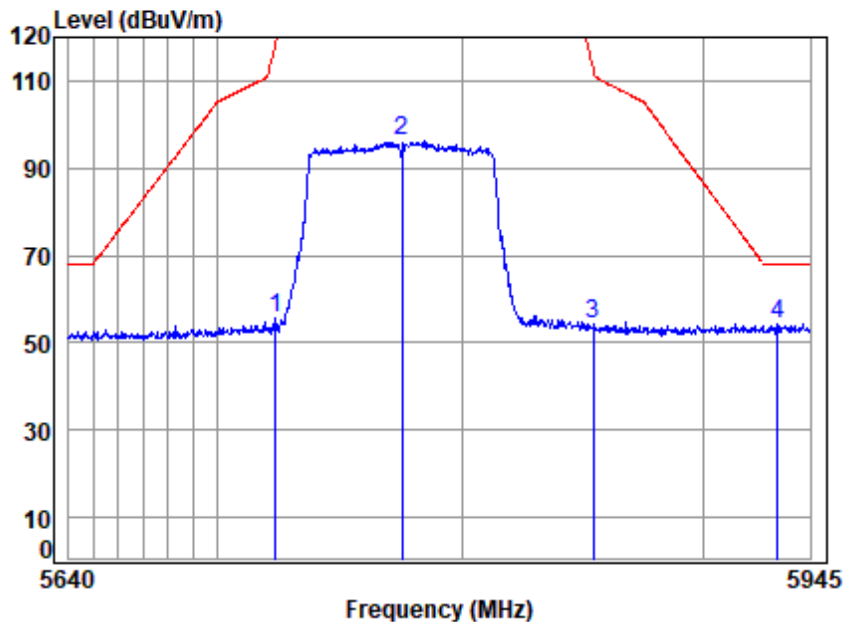


Site : chamber
Condition: 3m VERTICAL
Job No : 02381AT/02382AT
Mode : 5795 Band edge
: 5G WIFI 11AC40

| | | Cable | Ant | Preamp | Read | Limit | Over | |
|-----|----------|-------|--------|--------|-------|--------|--------|--------------|
| | Freq | Loss | Factor | Factor | Level | Level | Line | Limit Remark |
| | MHz | dB | dB/m | dB | dBuV | dBuV/m | dBuV/m | dB |
| 1 | 5795.000 | 8.03 | 34.59 | 35.03 | 93.14 | 100.73 | ----- | ----- peak |
| 2 | 5850.000 | 8.07 | 34.70 | 35.03 | 45.71 | 53.45 | 122.20 | -68.75 peak |
| 3 | 5860.000 | 8.07 | 34.72 | 35.03 | 47.26 | 55.02 | 109.40 | -54.38 peak |
| 4 q | 5931.588 | 8.12 | 34.86 | 35.04 | 47.70 | 55.64 | 68.20 | -12.56 peak |



Test Mode: 08; Polarity: Horizontal; Modulation:802.11ac; Bandwidth:80MHz; Channel:middle

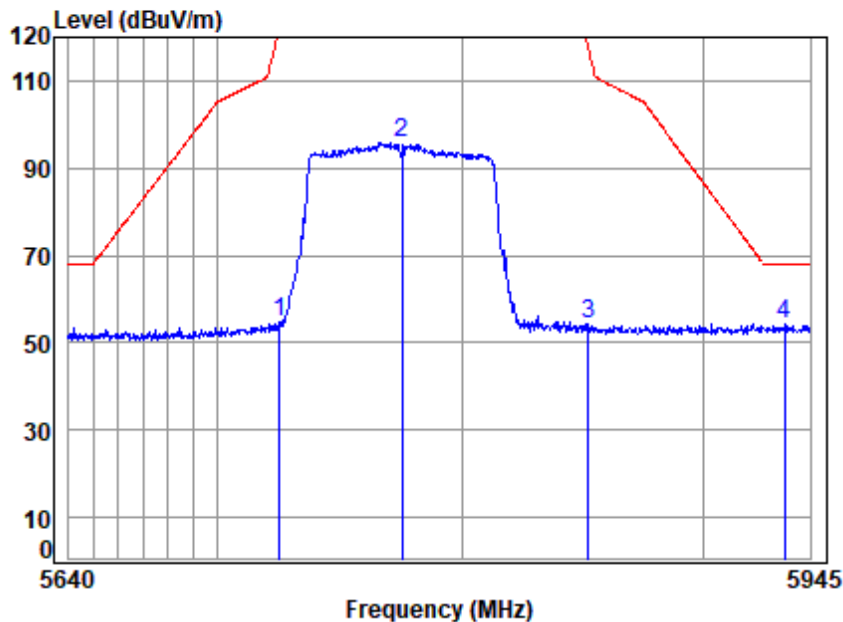


Site : chamber
Condition: 3m HORIZONTAL
Job No : 02381AT/02382AT
Mode : 5775 Band edge
: 5G WIFI 11AC80

| | | Cable | Ant | Preamp | Read | Limit | Over | |
|-----|----------|-------|--------|--------|-------|--------|--------|--------------|
| | Freq | Loss | Factor | Factor | Level | Level | Line | Limit Remark |
| | MHz | dB | dB/m | dB | dBuV | dBuV/m | dBuV/m | dB |
| 1 | 5723.486 | 7.98 | 34.50 | 35.02 | 48.07 | 55.53 | 118.75 | -63.22 peak |
| 2 | 5775.000 | 8.01 | 34.55 | 35.03 | 88.60 | 96.13 | ----- | ----- peak |
| 3 | 5854.273 | 8.07 | 34.71 | 35.03 | 46.72 | 54.47 | 112.46 | -57.99 peak |
| 4 q | 5931.239 | 8.12 | 34.86 | 35.04 | 46.32 | 54.26 | 68.20 | -13.94 peak |



Test Mode: 08; Polarity: Vertical; Modulation:802.11ac; Bandwidth:80MHz; Channel:middle



Site : chamber
Condition: 3m VERTICAL
Job No : 02381AT/02382AT
Mode : 5775 Band edge
: 5G WIFI 11AC80

| | | Cable | Ant | Preamp | Read | Limit | Over | |
|-----|----------|-------|--------|--------|-------|--------|--------|--------------|
| | Freq | Loss | Factor | Factor | Level | Level | Line | Limit Remark |
| | MHz | dB | dB/m | dB | dBuV | dBuV/m | dBuV/m | dB |
| 1 | 5724.993 | 7.98 | 34.50 | 35.02 | 47.12 | 54.58 | 122.18 | -67.60 peak |
| 2 | 5775.000 | 8.01 | 34.55 | 35.03 | 88.33 | 95.86 | ----- | ----- peak |
| 3 | 5852.116 | 8.07 | 34.70 | 35.03 | 46.54 | 54.28 | 117.37 | -63.09 peak |
| 4 q | 5934.052 | 8.13 | 34.87 | 35.04 | 46.18 | 54.14 | 68.20 | -14.06 peak |



SGS-CSTC Standards Technical Services Co., Ltd. Shenzhen Branch

SZEMC-TRF-01 Rev. A/0 Aug01,2022

Report No.: SZCR230700238105

Page: 160 of 320

7.11 Frequency Stability

Test Requirement 47 CFR Part 15, Subpart E 15.407 (g)

Test Method: ANSI C63.10 (2013) Section 6.8

7.11.1 E.U.T. Operation

Operating Environment:

Temperature: 25.0 °C Humidity: 41.3 % RH Atmospheric Pressure: 995 mbar

7.11.2 Test Mode Description

| Pre-scan / Final test | Mode Code | Description |
|-----------------------|-----------|---|
| Final test | 05 | TX mode (U-NII-1)_Keep the EUT in continuously transmitting mode with all modulation types. All data rates for each modulation type have been tested and found the data rate @ 6Mbps is the worst case of IEEE 802.11a; data rate @ MCS0 is the worst case of IEEE 802.11n/ac20/40/80, Only the data of worst case is recorded in the report. |
| Final test | 06 | TX mode (U-NII-2A) _Keep the EUT in continuously transmitting mode with all modulation types. All data rates for each modulation type have been tested and found the data rate @ 6Mbps is the worst case of IEEE 802.11a; data rate @ MCS0 is the worst case of IEEE 802.11n/ac20/40/80, Only the data of worst case is recorded in the report. |
| Final test | 07 | TX mode (U-NII-2C) _Keep the EUT in continuously transmitting mode with all modulation types. All data rates for each modulation type have been tested and found the data rate @ 6Mbps is the worst case of IEEE 802.11a; data rate @ MCS0 is the worst case of IEEE 802.11n/ac20/40/80, Only the data of worst case is recorded in the report. |
| Final test | 08 | TX mode (U-NII-3) _Keep the EUT in continuously transmitting mode with all modulation types. All data rates for each modulation type have been tested and found the data rate @ 6Mbps is the worst case of IEEE 802.11a; data rate @ MCS0 is the worst case of IEEE 802.11n/ac20/40/80, Only the data of worst case is recorded in the report. |



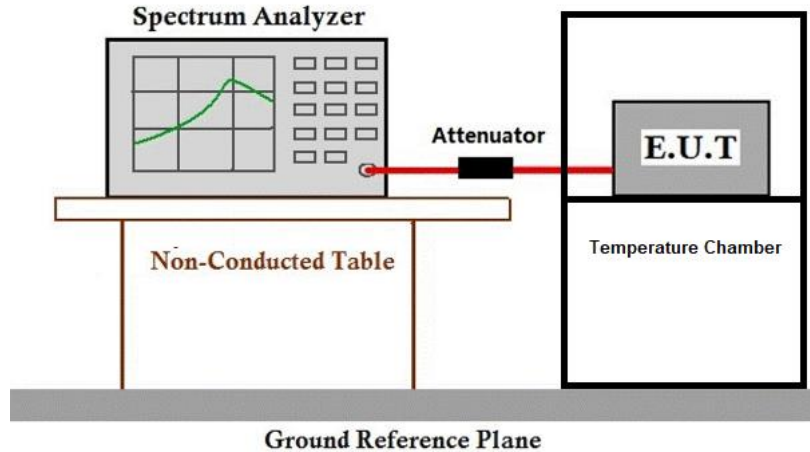
SGS-CSTC Standards Technical Services Co., Ltd.
Shenzhen Branch Inspection & Testing Laboratory

Unless otherwise agreed in writing, this document is issued by the Company subject to its General Conditions of Service printed overleaf, available on request or accessible at <https://www.sgs.com/en/Terms-and-Conditions>. Attention is drawn to the limitation of liability, indemnification and jurisdiction issues defined therein. Any holder of this document is advised that information contained hereon reflects the Company's findings at the time of its intervention only and within the limits of Client's instructions, if any. The Company's sole responsibility is to its Client and this document does not exonerate parties to a transaction from exercising all their rights and obligations under the transaction documents. This document cannot be reproduced except in full, without prior written approval of the Company. Any unauthorized alteration, forgery or falsification of the content or appearance of this document is unlawful and offenders may be prosecuted to the fullest extent of the law. Unless otherwise stated the results shown in this test report refer only to the sample(s) tested and such sample(s) are retained for 30 days only.

Attention: To check the authenticity of testing /inspection report & certificate, please contact us at telephone: (86-755) 8307 1443, or email: CN.Doccheck@sgs.com

No.1 Workshop, M-10, Middle Section, Science & Technology Park, Nanshan District, Shenzhen, Guangdong, China 518057 t (86-755) 26012053 f (86-755) 26710594 www.sgsgroup.com.cn
中国·广东·深圳市南山区科技园中区M-10栋1号厂房 邮编: 518057 t (86-755) 26012053 f (86-755) 26710594 sgs.china@sgs.com

7.11.3 Test Setup Diagram



7.11.4 Measurement Procedure and Data

Please Refer to Appendix for Details

7.12 Channel Move Time

Test Requirement KDB 905462 D02 Section 5.1
Test Method: KDB 905462 D02 Section 7.8.3

Limit:

| Test item | Limit | Applicability | |
|-----------------------------------|---|--|--------------------------------|
| | | Master Device or client with Radar Detection | Client without Radar Detection |
| Non-occupancy period | Minimum 30 minutes | Yes | Not required |
| Channel Availability Check Time | 60 seconds | Yes | Not required |
| Channel Move Time | 10 seconds See Note 1. | Yes | Yes |
| Channel Closing Transmission Time | 200 milliseconds + an aggregate of 60 milliseconds over remaining 10 second period. See Notes 1 and 2. | Yes | Yes |
| U-NII Detection Bandwidth | Minimum 100% of the U-NII 99% transmission power bandwidth. See Note 3. | Yes | Not required |

Note 1: Channel Move Time and the Channel Closing Transmission Time should be performed with Radar Type 0. The measurement timing begins at the end of the Radar Type 0 burst.

Note 2: The Channel Closing Transmission Time is comprised of 200 milliseconds starting at the beginning of the Channel Move Time plus any additional intermittent control signals required to facilitate a Channel move (an aggregate of 60 milliseconds) during the remainder of the 10 second period. The aggregate duration of control signals will not count quiet periods in between transmissions.

Note 3: During the U-NII Detection Bandwidth detection test, radar type 0 should be used. For each frequency step the minimum percentage of detection is 90 percent. Measurements are performed with no data traffic.

7.12.1 E.U.T. Operation

Operating Environment:

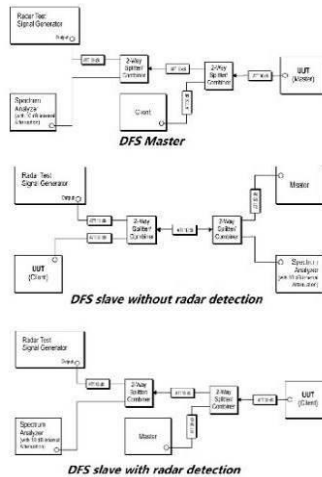
Temperature: 23.5 °C Humidity: 46 % RH Atmospheric Pressure: 995 mbar



7.12.2 Test Mode Description

| Pre-scan / Final test | Mode Code | Description |
|-----------------------|-----------|--|
| Final test | 09 | Normal operating_Keep the EUT communication with the companion device. |

7.12.3 Test Setup Diagram



7.12.4 Measurement Procedure and Data

- 1) The radar pulse generator is setup to provide a pulse at frequency that the master and client are operating. A type 0 radar pulse with a 1us pulse width and a 1428us PRI is used for the testing.
- 2) The vector signal generator is adjusted to provide the radar burst (18 pulses) at the level of approximately -61dBm at the antenna port of the master device.
- 3) A trigger is provided from the pulse generator to the DFS monitoring system in order to capture the traffic and the occurrence of the radar pulse.
- 4) EUT will associate with the master at channel. The file "iperf.exe" specified by the FCC is streamed from the PC 2 through the master and the client device to the PC 1 and played in full motion video using Media Player Classic Ver. 6.4.8.6 in order to properly load the network for the entire period of the test.
- 5) When radar burst with a level equal to the DFS Detection Threshold +1dB is generated on the operating channel of the U-NII device. At time T0 the radar waveform generator sends a burst of pulse of the radar waveform at Detection Threshold +1dB.
- 6) Observe the transmissions of the EUT at the end of the radar Burst on the Operating Channel. Measure and record the transmissions from the UUT during the observation time (Channel Move Time). One 15 seconds plot is reported for the Short Pulse Radar Type 0. The plot for the Short Pulse Radar Types start at the end of the radar burst. The Channel Move Time will be calculated based on the zoom in 600ms plot of the Short Pulse Radar Type.
- 7) Measurement of the aggregate duration of the Channel Closed Transmission Time method. With the spectrum analyzer set to zero span tuned to the center frequency of the EUT operating channel at the radar simulated frequency, peak detection, and max hold, the dwell time per bin is given by: $Dwell (0.3ms) = S (12000ms) / B (4000)$; where Dwell is the dwell time per spectrum analyzer sampling bin, S is sweep time and B is the number of spectrum analyzer sampling bins. An upper bound of the aggregate duration of the intermittent control signals of Channel Closing Transmission Time is calculated by: $C (ms) = N \times Dwell (0.3ms)$; where C is the Closing Time, N is the number of spectrum analyzer sampling bins (intermittent control signals) showing a U-NII transmission and Dwell is the dwell time per bin.
- 8) Measurement the EUT for more than 30 minutes following the channel move time to verify that no transmission or beacons occur on this channel.

Please Refer to Appendix for Details



7.13 Channel Closing Transmission Time

Test Requirement KDB 905462 D02 Section 5.1
Test Method: KDB 905462 D02 Section 7.8.3

Limit:

| Test item | Limit | Applicability | |
|-----------------------------------|---|--|--------------------------------|
| | | Master Device or client with Radar Detection | Client without Radar Detection |
| Non-occupancy period | Minimum 30 minutes | Yes | Not required |
| Channel Availability Check Time | 60 seconds | Yes | Not required |
| Channel Move Time | 10 seconds See Note 1. | Yes | Yes |
| Channel Closing Transmission Time | 200 milliseconds + an aggregate of 60 milliseconds over remaining 10 second period. See Notes 1 and 2. | Yes | Yes |
| U-NII Detection Bandwidth | Minimum 100% of the U-NII 99% transmission power bandwidth. See Note 3. | Yes | Not required |

Note 1: Channel Move Time and the Channel Closing Transmission Time should be performed with Radar Type 0. The measurement timing begins at the end of the Radar Type 0 burst.

Note 2: The Channel Closing Transmission Time is comprised of 200 milliseconds starting at the beginning of the Channel Move Time plus any additional intermittent control signals required to facilitate a Channel move (an aggregate of 60 milliseconds) during the remainder of the 10 second period. The aggregate duration of control signals will not count quiet periods in between transmissions.

Note 3: During the U-NII Detection Bandwidth detection test, radar type 0 should be used. For each frequency step the minimum percentage of detection is 90 percent. Measurements are performed with no data traffic.

7.13.1 E.U.T. Operation

Operating Environment:

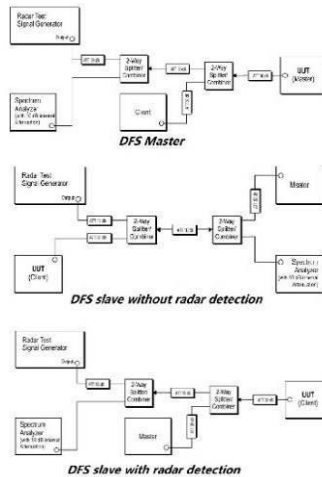
Temperature: 23.5 °C Humidity: 46 % RH Atmospheric Pressure: 995 mbar



7.13.1 Test Mode Description

| Pre-scan / Final test | Mode Code | Description |
|-----------------------|-----------|--|
| Final test | 09 | Normal operating_Keep the EUT communication with the companion device. |

7.13.2 Test Setup Diagram



7.13.3 Measurement Procedure and Data

- 1) The radar pulse generator is setup to provide a pulse at frequency that the master and client are operating. A type 0 radar pulse with a 1us pulse width and a 1428us PRI is used for the testing.
- 2) The vector signal generator is adjusted to provide the radar burst (18 pulses) at the level of approximately -61dBm at the antenna port of the master device.
- 3) A trigger is provided from the pulse generator to the DFS monitoring system in order to capture the traffic and the occurrence of the radar pulse.
- 4) EUT will associate with the master at channel. The file "iperf.exe" specified by the FCC is streamed from the PC 2 through the master and the client device to the PC 1 and played in full motion video using Media Player Classic Ver. 6.4.8.6 in order to properly load the network for the entire period of the test.
- 5) When radar burst with a level equal to the DFS Detection Threshold +1dB is generated on the operating channel of the U-NII device. At time T0 the radar waveform generator sends a burst of pulse of the radar waveform at Detection Threshold +1dB.
- 6) Observe the transmissions of the EUT at the end of the radar Burst on the Operating Channel. Measure and record the transmissions from the UUT during the observation time (Channel Move Time). One 15 seconds plot is reported for the Short Pulse Radar Type 0. The plot for the Short Pulse Radar Types start at the end of the radar burst. The Channel Move Time will be calculated based on the zoom in 600ms plot of the Short Pulse Radar Type.
- 7) Measurement of the aggregate duration of the Channel Closed Transmission Time method. With the spectrum analyzer set to zero span tuned to the center frequency of the EUT operating channel at the radar simulated frequency, peak detection, and max hold, the dwell time per bin is given by: $Dwell (0.3ms) = S (12000ms) / B (4000)$; where Dwell is the dwell time per spectrum analyzer sampling bin, S is sweep time and B is the number of spectrum analyzer sampling bins. An upper bound of the aggregate duration of the intermittent control signals of Channel Closing Transmission Time is calculated by: $C (ms) = N \times Dwell (0.3ms)$; where C is the Closing Time, N is the number of spectrum analyzer sampling bins (intermittent control signals) showing a U-NII transmission and Dwell is the dwell time per bin.
- 8) Measurement the EUT for more than 30 minutes following the channel move time to verify that no transmission or beacons occur on this channel.

Please Refer to Appendix for Details



8 Test Setup Photo

Refer to Appendix - Test Setup Photo for SZCR2307002381AT

9 EUT Constructional Details (EUT Photos)

Refer to Appendix – External and Internal Photos for SZCR2307002381AT.



10 Appendix

1. Duty Cycle

1.1 Ant1

1.1.1 Test Result

| Ant1 | | | | | | | |
|----------------|---------|-----------------|-----------|-------------|----------------|-----------------------------------|-----------------------|
| Mode | TX Type | Frequency (MHz) | T_on (ms) | Period (ms) | Duty Cycle (%) | Duty Cycle Correction Factor (dB) | Max. DC Variation (%) |
| 802.11a | SISO | 5180 | 2.030 | 2.065 | 98.31 | 0.07 | 0.04 |
| | | 5200 | 2.030 | 2.065 | 98.31 | 0.07 | 0.04 |
| | | 5240 | 2.030 | 2.065 | 98.31 | 0.07 | 0.04 |
| | | 5260 | 2.030 | 2.065 | 98.31 | 0.07 | 0.04 |
| | | 5300 | 2.030 | 2.066 | 98.26 | 0.08 | 0.04 |
| | | 5320 | 2.030 | 2.065 | 98.31 | 0.07 | 0.04 |
| | | 5500 | 2.030 | 2.065 | 98.31 | 0.07 | 0.04 |
| | | 5580 | 2.029 | 2.065 | 98.26 | 0.08 | 0.04 |
| | | 5700 | 2.029 | 2.065 | 98.26 | 0.08 | 0.04 |
| | | 5745 | 2.029 | 2.065 | 98.26 | 0.08 | 0.04 |
| | | 5785 | 2.029 | 2.065 | 98.26 | 0.08 | 0.04 |
| | | 5825 | 2.030 | 2.065 | 98.31 | 0.07 | 0.04 |
| 802.11n (HT20) | SISO | 5180 | 1.889 | 1.924 | 98.18 | 0.08 | 0.03 |
| | | 5200 | 1.890 | 1.925 | 98.18 | 0.08 | 0.03 |
| | | 5240 | 1.890 | 1.925 | 98.18 | 0.08 | 0.03 |
| | | 5260 | 1.890 | 1.926 | 98.13 | 0.08 | 0.03 |
| | | 5300 | 1.890 | 1.926 | 98.13 | 0.08 | 0.03 |
| | | 5320 | 1.890 | 1.925 | 98.18 | 0.08 | 0.03 |
| | | 5500 | 1.890 | 1.926 | 98.13 | 0.08 | 0.03 |
| | | 5580 | 1.890 | 1.925 | 98.18 | 0.08 | 0.03 |
| | | 5700 | 1.890 | 1.926 | 98.13 | 0.08 | 0.03 |
| | | 5745 | 1.890 | 1.926 | 98.13 | 0.08 | 0.03 |
| | | 5785 | 1.890 | 1.926 | 98.13 | 0.08 | 0.03 |
| | | 5825 | 1.890 | 1.925 | 98.18 | 0.08 | 0.03 |
| 802.11n (HT40) | SISO | 5190 | 0.929 | 0.964 | 96.37 | 0.16 | 0.00 |
| | | 5230 | 0.930 | 0.964 | 96.47 | 0.16 | 0.03 |
| | | 5270 | 0.930 | 0.964 | 96.47 | 0.16 | 0.03 |
| | | 5310 | 0.930 | 0.964 | 96.47 | 0.16 | 0.00 |



Unless otherwise agreed in writing, this document is issued by the Company subject to its General Conditions of Service printed overleaf, available on request or accessible at <https://www.sgs.com/en/Terms-and-Conditions>. Attention is drawn to the limitation of liability, indemnification and jurisdiction issues defined therein. Any holder of this document is advised that information contained hereon reflects the Company's findings at the time of its intervention only and within the limits of Client's instructions, if any. The Company's sole responsibility is to its Client and this document does not exonerate parties to a transaction from exercising all their rights and obligations under the transaction documents. This document cannot be reproduced except in full, without prior written approval of the Company. Any unauthorized alteration, forgery or falsification of the content or appearance of this document is unlawful and offenders may be prosecuted to the fullest extent of the law. Unless otherwise stated the results shown in this test report refer only to the sample(s) tested and such sample(s) are retained for 30 days only.

Attention: To check the authenticity of testing /inspection report & certificate, please contact us at telephone: (86-755) 8307 1443, or email: CN.Doccheck@sgs.com

SGS-CSTC Standards Technical Services Co., Ltd. Shenzhen Branch
 No.1 Workshop, M-10, Middle Section, Science & Technology Park, Nanshan District, Shenzhen, Guangdong, China 518057 t (86-755) 26012053 f (86-755) 26710594 www.sgsgroup.com.cn
 中国·广东·深圳市南山区科技园中区M-10栋1号厂房 邮编: 518057 t (86-755) 26012053 f (86-755) 26710594 sgs.china@sgs.com

SGS-CSTC Standards Technical Services Co., Ltd. Shenzhen Branch

SZEMC-TRF-01 Rev. A/0 Aug01,2022

Report No.: SZCR230700238105

Page: 170 of 320

| | | | | | | | |
|---------------------|------|------|-------|-------|-------|------|------|
| | | 5510 | 0.930 | 0.964 | 96.47 | 0.16 | 0.00 |
| | | 5550 | 0.930 | 0.964 | 96.47 | 0.16 | 0.00 |
| | | 5670 | 0.930 | 0.964 | 96.47 | 0.16 | 0.00 |
| | | 5755 | 0.930 | 0.964 | 96.47 | 0.16 | 0.03 |
| | | 5795 | 0.930 | 0.964 | 96.47 | 0.16 | 0.03 |
| 802.11ac (VHT20) | SISO | 5180 | 1.902 | 1.938 | 98.14 | 0.08 | 0.03 |
| | | 5200 | 1.902 | 1.938 | 98.14 | 0.08 | 0.03 |
| | | 5240 | 1.902 | 1.937 | 98.19 | 0.08 | 0.03 |
| | | 5260 | 1.901 | 1.937 | 98.14 | 0.08 | 0.03 |
| | | 5300 | 1.902 | 1.937 | 98.19 | 0.08 | 0.03 |
| | | 5320 | 1.901 | 1.937 | 98.14 | 0.08 | 0.03 |
| | | 5500 | 1.902 | 1.938 | 98.14 | 0.08 | 0.03 |
| | | 5580 | 1.902 | 1.937 | 98.19 | 0.08 | 0.03 |
| | | 5700 | 1.902 | 1.937 | 98.19 | 0.08 | 0.03 |
| | | 5745 | 1.902 | 1.937 | 98.19 | 0.08 | 0.03 |
| | | 5785 | 1.902 | 1.937 | 98.19 | 0.08 | 0.03 |
| | | 5825 | 1.902 | 1.937 | 98.19 | 0.08 | 0.03 |
| 802.11ac (VHT40) | SISO | 5190 | 0.937 | 0.972 | 96.40 | 0.16 | 0.03 |
| | | 5230 | 0.938 | 0.972 | 96.50 | 0.15 | 0.00 |
| | | 5270 | 0.938 | 0.972 | 96.50 | 0.15 | 0.03 |
| | | 5310 | 0.937 | 0.972 | 96.40 | 0.16 | 0.03 |
| | | 5510 | 0.937 | 0.972 | 96.40 | 0.16 | 0.03 |
| | | 5550 | 0.937 | 0.972 | 96.40 | 0.16 | 0.03 |
| | | 5670 | 0.938 | 0.972 | 96.50 | 0.15 | 0.03 |
| | | 5755 | 0.938 | 0.972 | 96.50 | 0.15 | 0.03 |
| | | 5795 | 0.937 | 0.972 | 96.40 | 0.16 | 0.03 |
| 802.11ac (VHT80) | SISO | 5210 | 0.457 | 0.492 | 92.89 | 0.32 | 0.00 |
| | | 5290 | 0.457 | 0.492 | 92.89 | 0.32 | 0.07 |
| | | 5530 | 0.457 | 0.492 | 92.89 | 0.32 | 0.03 |
| | | 5610 | 0.458 | 0.493 | 92.90 | 0.32 | 0.09 |
| | | 5775 | 0.457 | 0.492 | 92.89 | 0.32 | 0.04 |



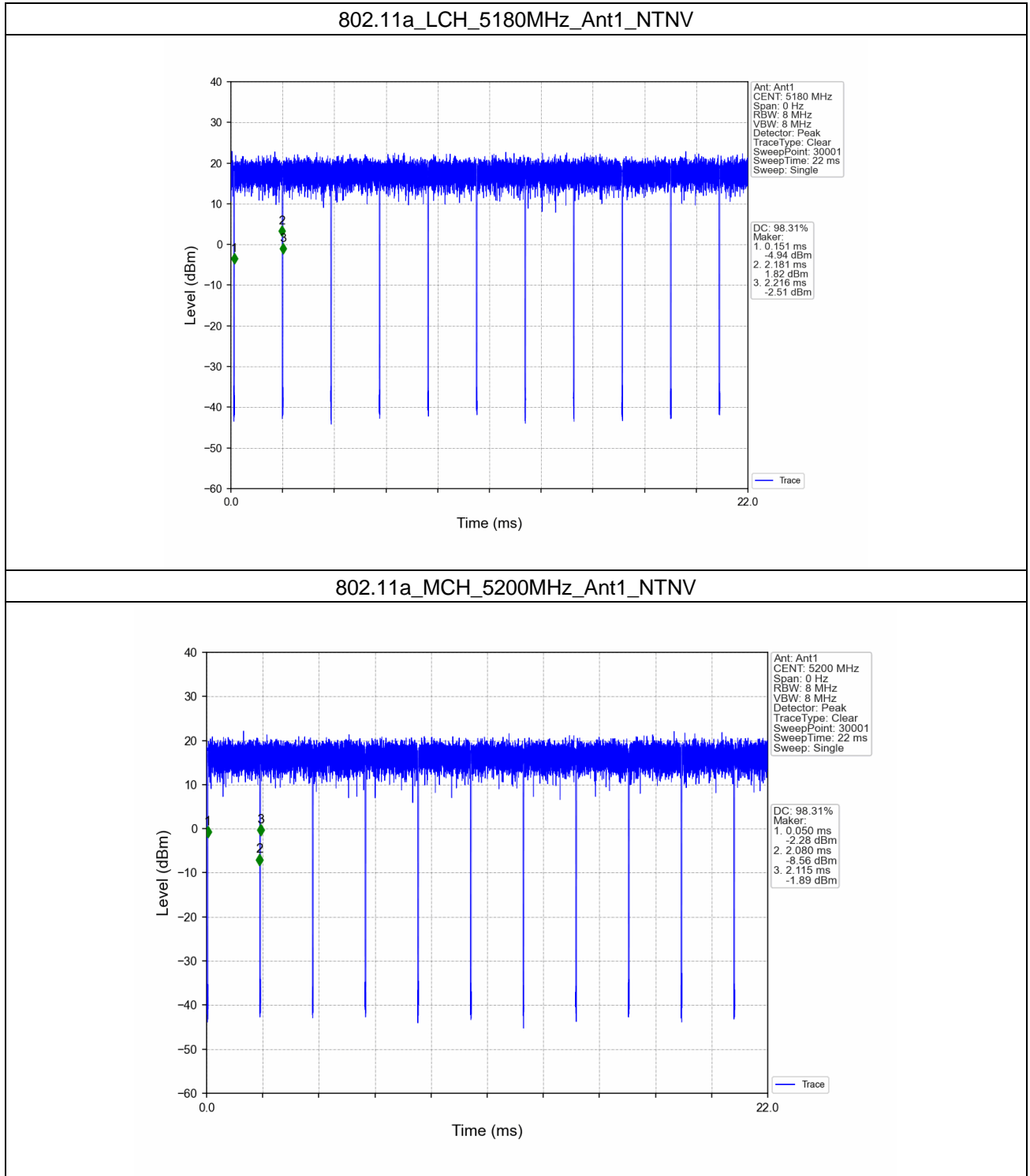
Unless otherwise agreed in writing, this document is issued by the Company subject to its General Conditions of Service printed overleaf, available on request or accessible at <https://www.sgs.com/en/Terms-and-Conditions>. Attention is drawn to the limitation of liability, indemnification and jurisdiction issues defined therein. Any holder of this document is advised that information contained hereon reflects the Company's findings at the time of its intervention only and within the limits of Client's instructions, if any. The Company's sole responsibility is to its Client and this document does not exonerate parties to a transaction from exercising all their rights and obligations under the transaction documents. This document cannot be reproduced except in full, without prior written approval of the Company. Any unauthorized alteration, forgery or falsification of the content or appearance of this document is unlawful and offenders may be prosecuted to the fullest extent of the law. Unless otherwise stated the results shown in this test report refer only to the sample(s) tested and such sample(s) are retained for 30 days only.

Attention: To check the authenticity of testing /inspection report & certificate, please contact us at telephone: (86-755) 8307 1443, or email: CN.Doccheck@sgs.com

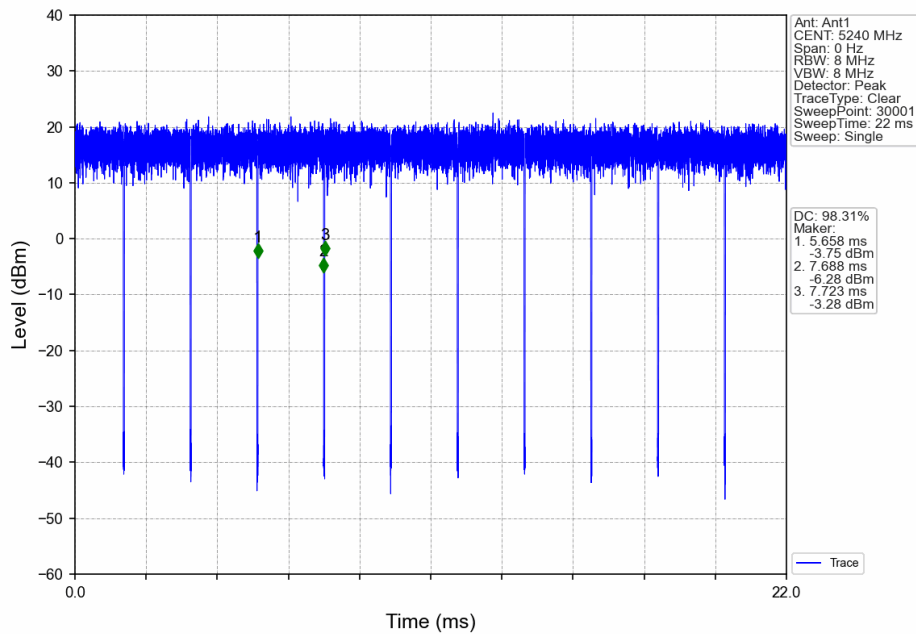
SGS-CSTC Standards Technical Services Co., Ltd.
Shenzhen Branch (Shenzhen) Laboratory

No.1 Workshop, M-10, Middle Section, Science & Technology Park, Nanshan District, Shenzhen, Guangdong, China 518057 t (86-755) 26012053 f (86-755) 26710594 www.sgsgroup.com.cn
中国·广东·深圳市南山区科技园中区M-10栋1号厂房 邮编: 518057 t (86-755) 26012053 f (86-755) 26710594 sgs.china@sgs.com

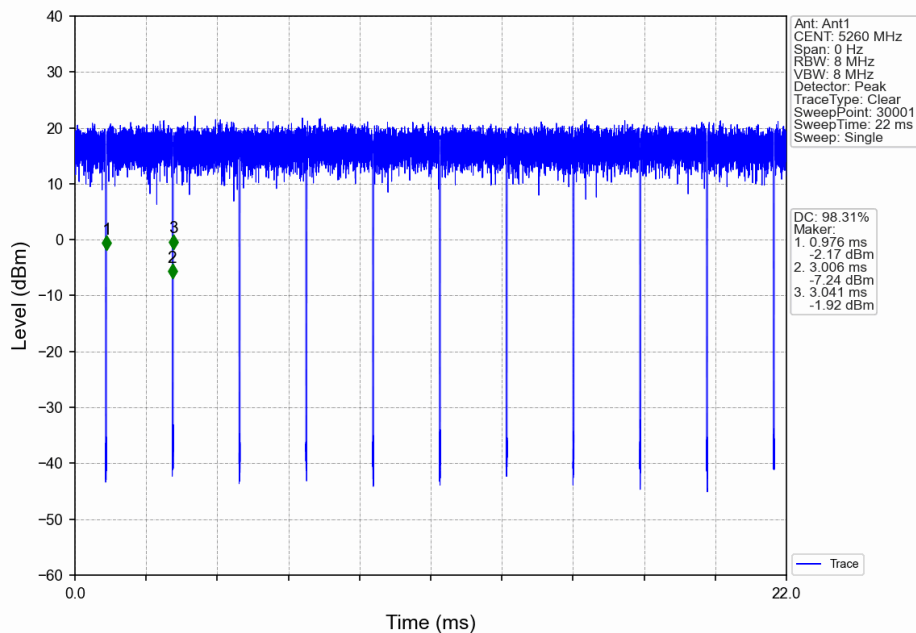
1.1.2 Test Graph



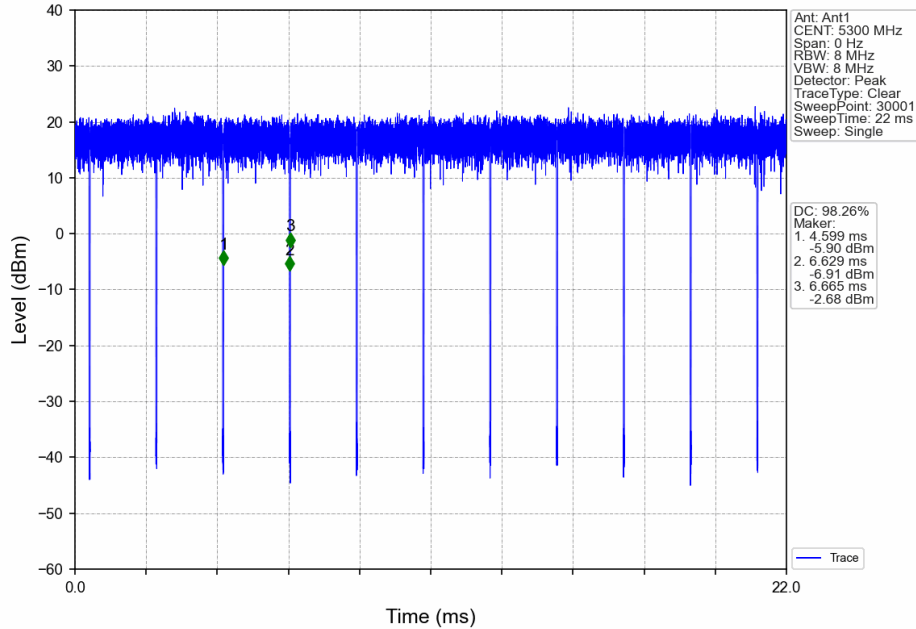
802.11a_HCH_5240MHz_Ant1_NTNV



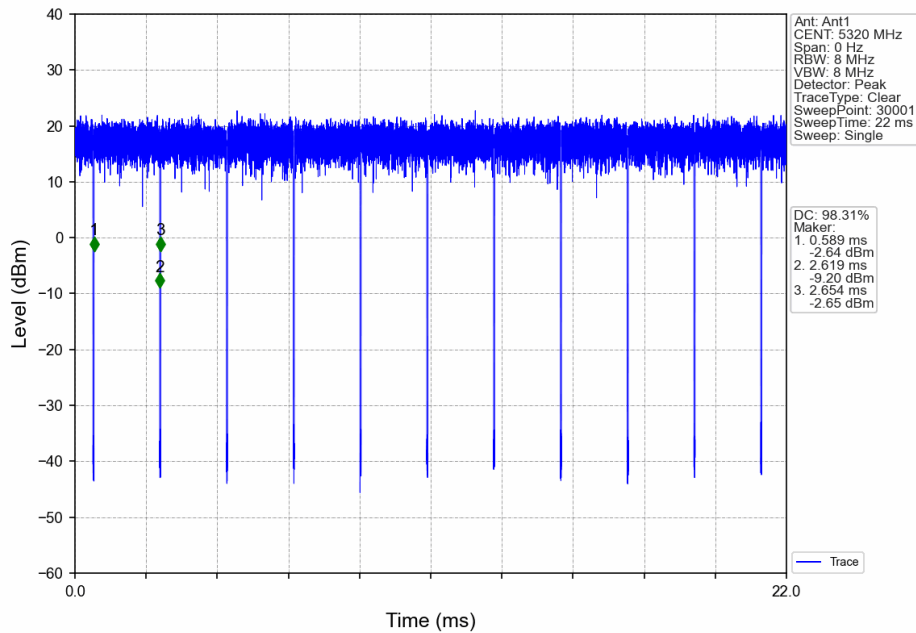
802.11a_LCH_5260MHz_Ant1_NTNV



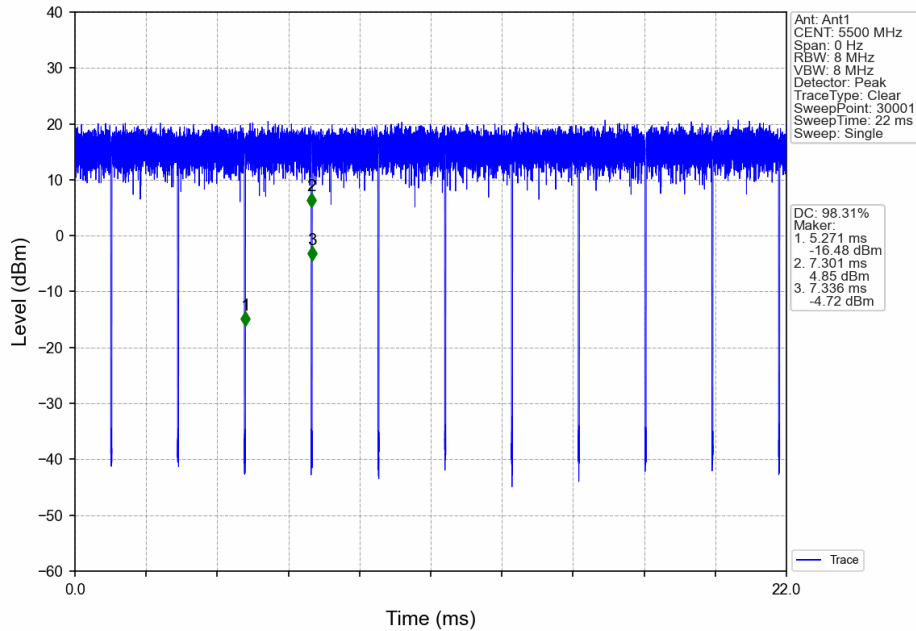
802.11a_MCH_5300MHz_Ant1_NTNV



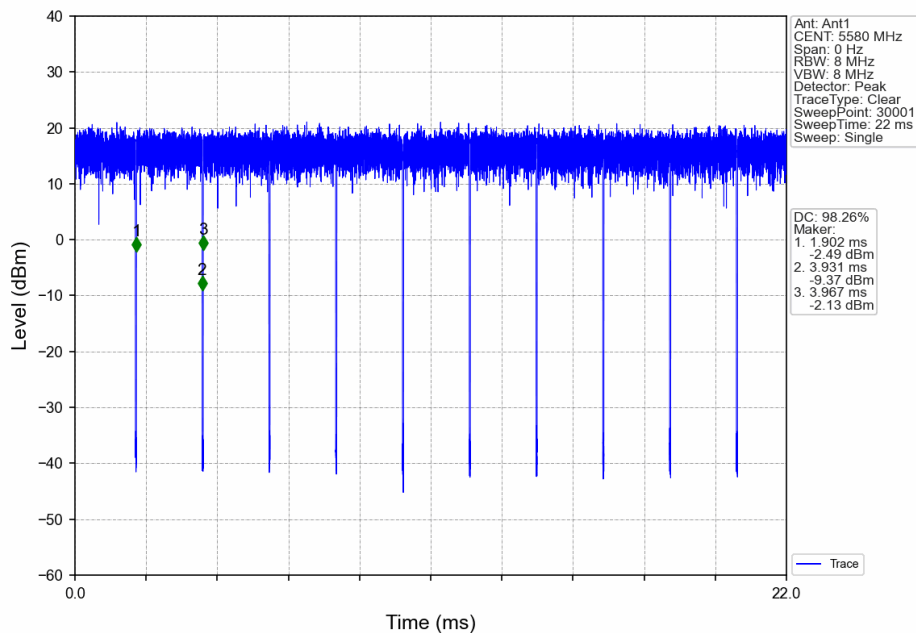
802.11a_HCH_5320MHz_Ant1_NTNV



802.11a_LCH_5500MHz_Ant1_NTNV



802.11a_MCH_5580MHz_Ant1_NTNV



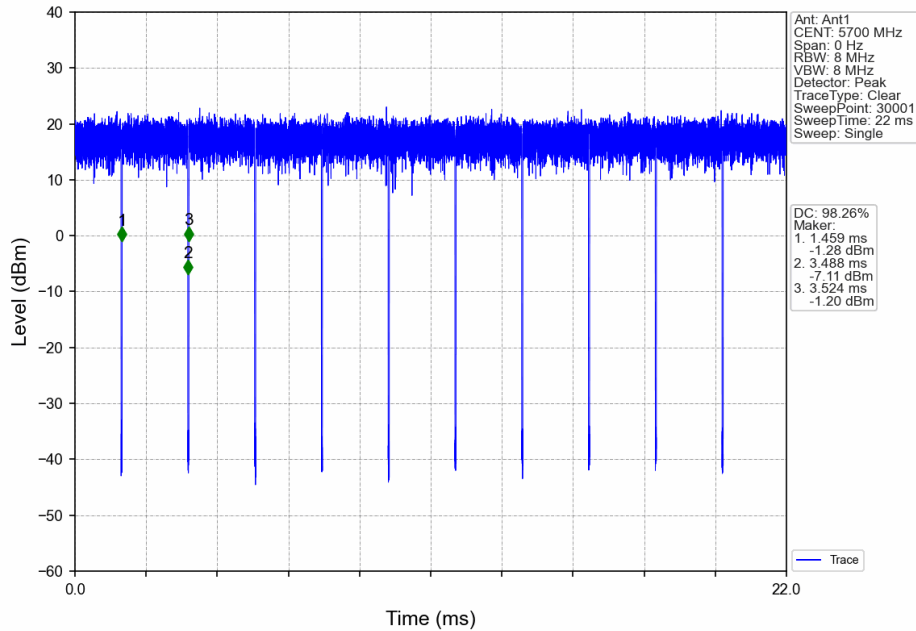
Unless otherwise agreed in writing, this document is issued by the Company subject to its General Conditions of Service printed overleaf, available on request or accessible at <https://www.sgs.com/en/Terms-and-Conditions>. Attention is drawn to the limitation of liability, indemnification and jurisdiction issues defined therein. Any holder of this document is advised that information contained hereon reflects the Company's findings at the time of its intervention only and within the limits of Client's instructions, if any. The Company's sole responsibility is to its Client and this document does not exonerate parties to a transaction from exercising all their rights and obligations under the transaction documents. This document cannot be reproduced except in full, without prior written approval of the Company. Any unauthorized alteration, forgery or falsification of the content or appearance of this document is unlawful and offenders may be prosecuted to the fullest extent of the law. Unless otherwise stated the results shown in this test report refer only to the sample(s) tested and such sample(s) are retained for 30 days only.

Attention: To check the authenticity of testing /inspection report & certificate, please contact us at telephone: (86-755) 8307 1443, or email: CN.Doccheck@sgs.com

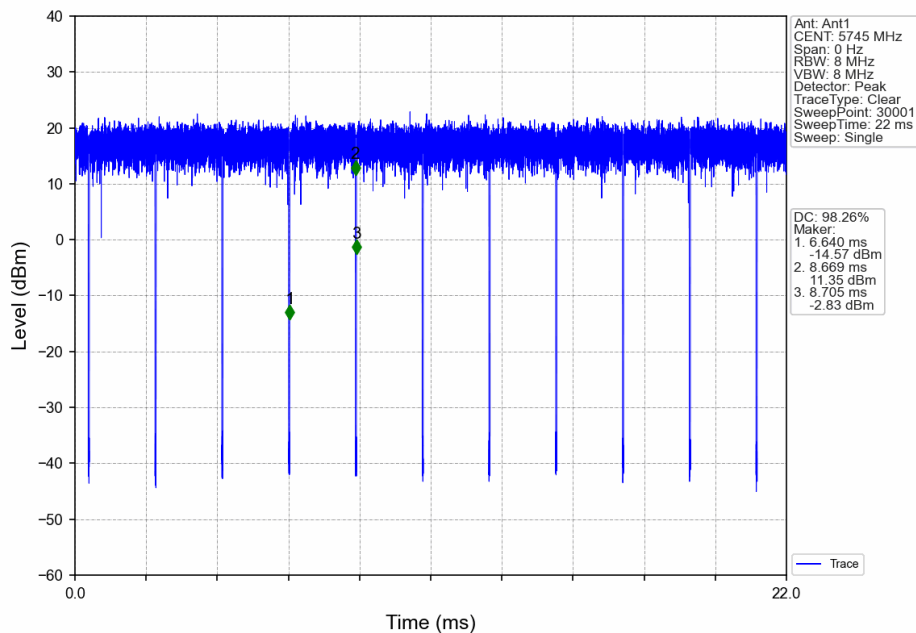
SGS-CSTC Standards Technical Services Co., Ltd.
Shenzhen Branch Testing & Calibration Laboratory

No.1 Workshop, M-10, Middle Section, Science & Technology Park, Nanshan District, Shenzhen, Guangdong, China 518057 t (86-755) 26012053 f (86-755) 26710594 www.sgs.com.cn
中国·广东·深圳市南山区科技园中区M-10栋1号厂房 邮编: 518057 t (86-755) 26012053 f (86-755) 26710594 sgs.china@sgs.com

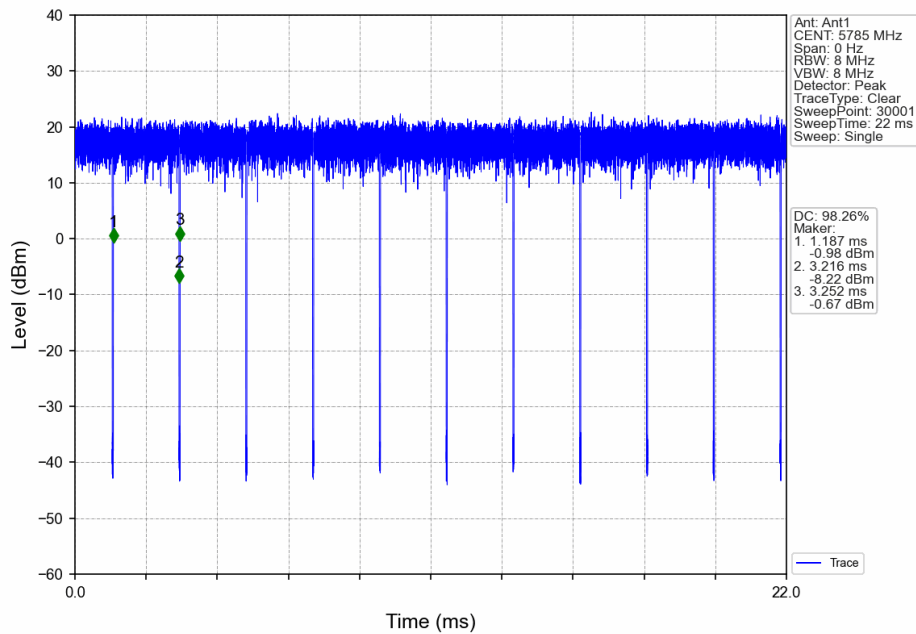
802.11a_HCH_5700MHz_Ant1_NTNV



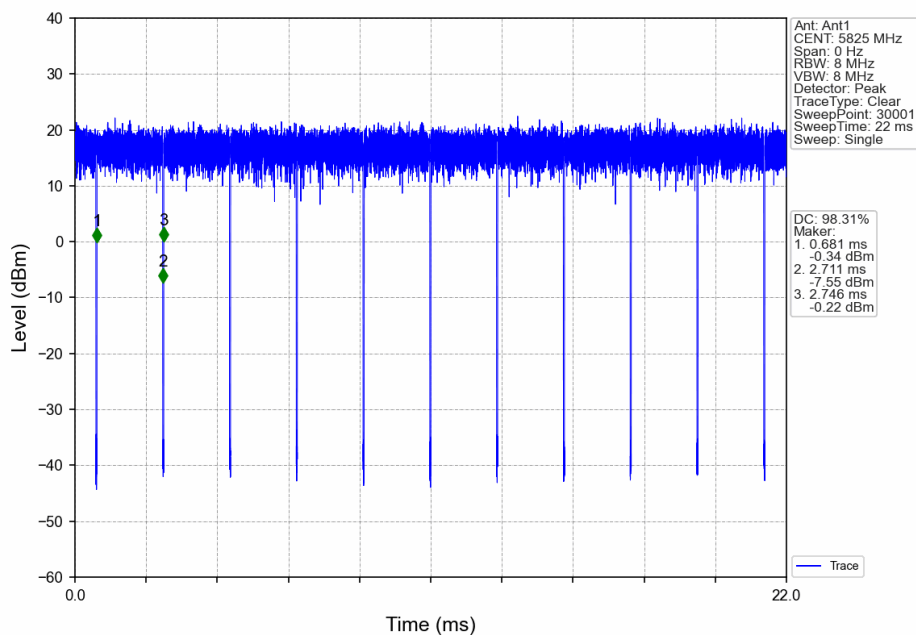
802.11a_LCH_5745MHz_Ant1_NTNV



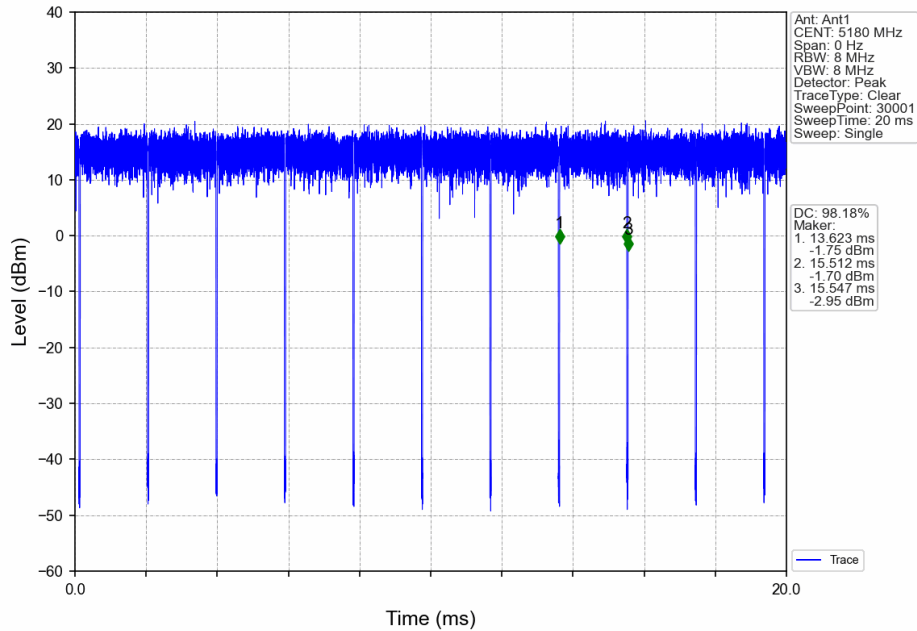
802.11a_MCH_5785MHz_Ant1_NTNV



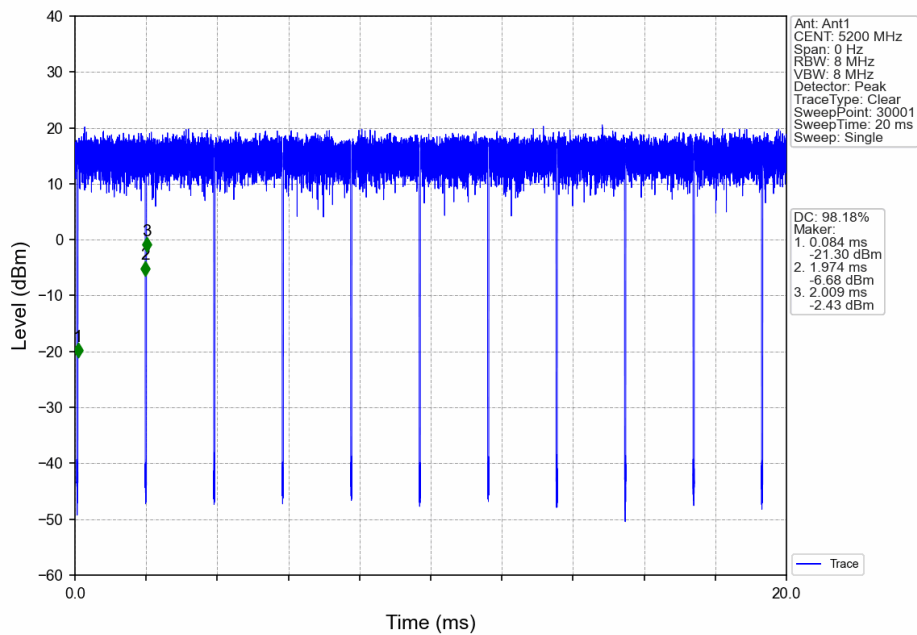
802.11a_HCH_5825MHz_Ant1_NTNV



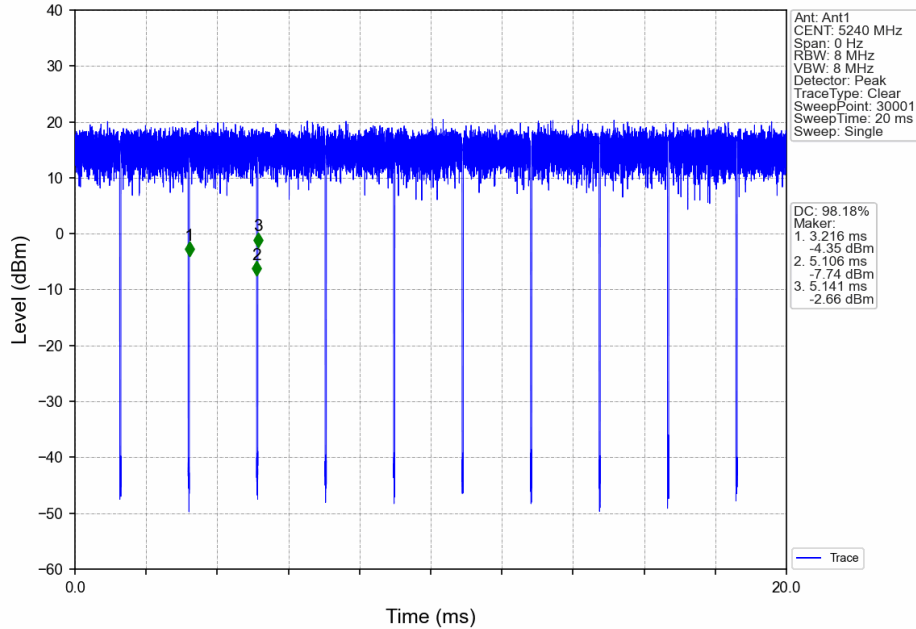
802.11n(HT20)_LCH_5180MHz_Ant1_NTNV



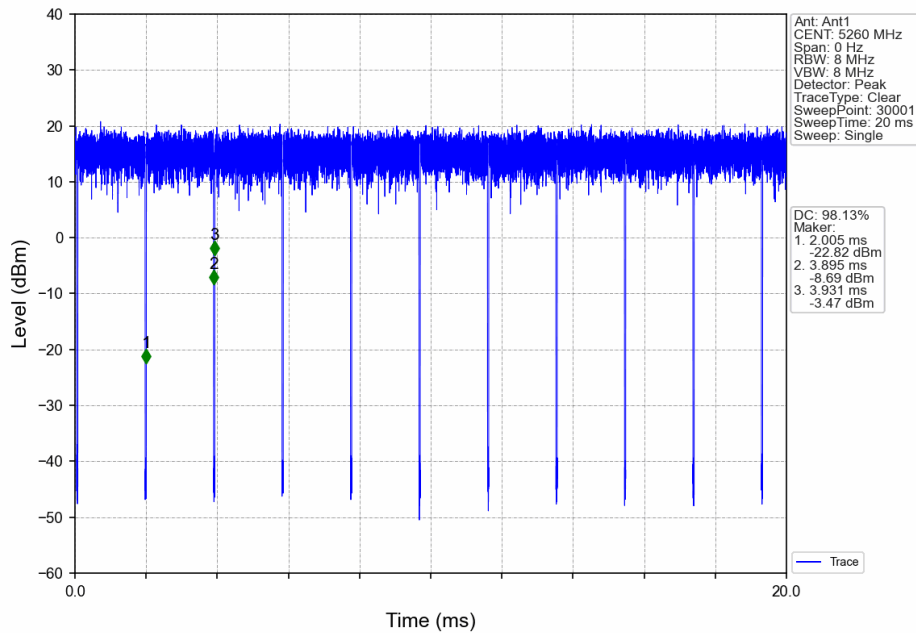
802.11n(HT20)_MCH_5200MHz_Ant1_NTNV



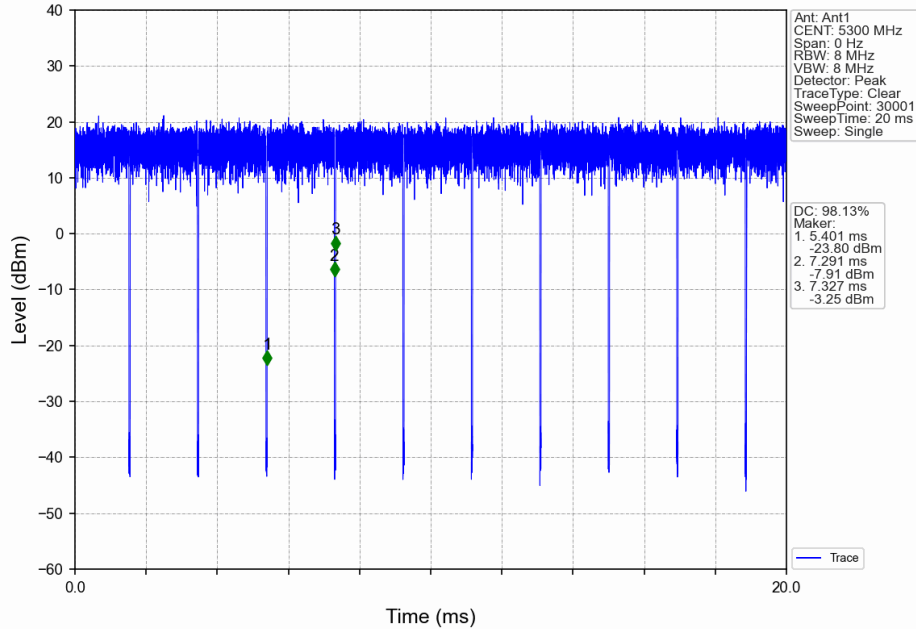
802.11n(HT20)_HCH_5240MHz_Ant1_NTNV



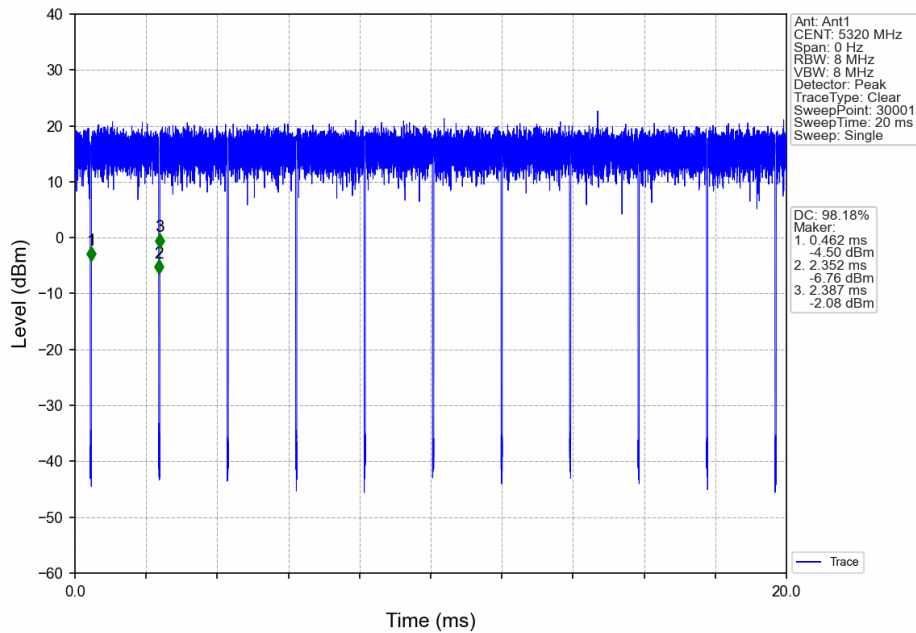
802.11n(HT20)_LCH_5260MHz_Ant1_NTNV



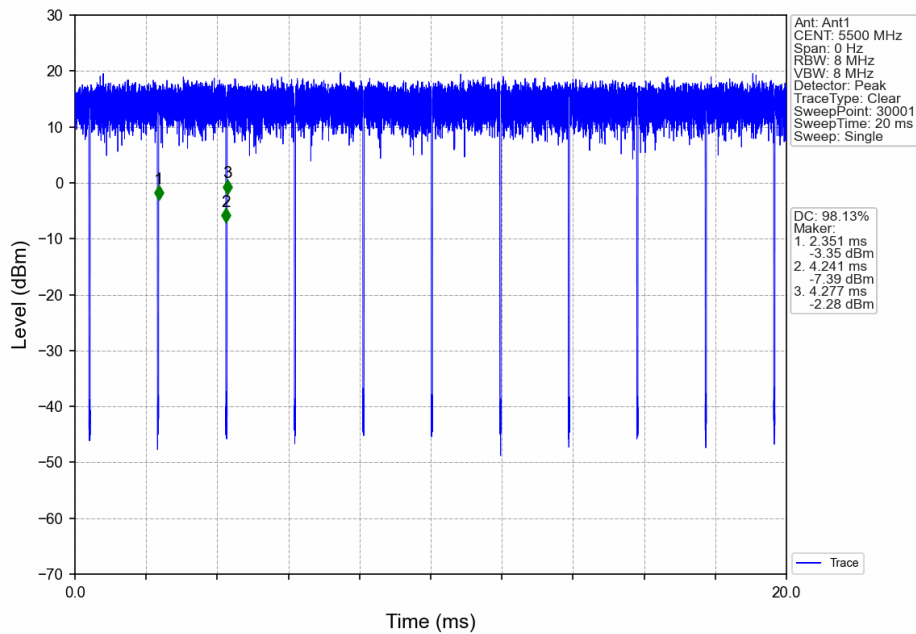
802.11n(HT20)_MCH_5300MHz_Ant1_NTNV



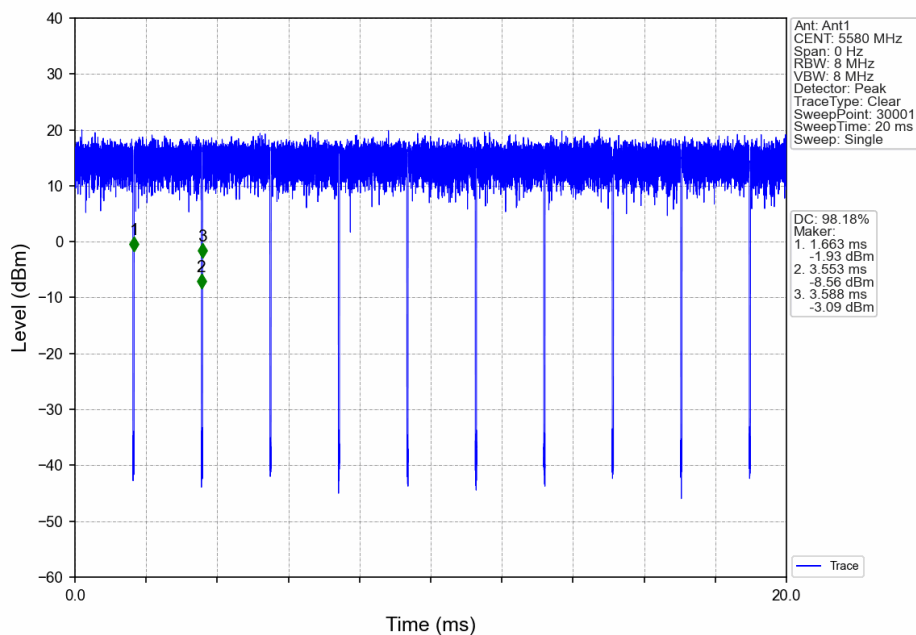
802.11n(HT20)_HCH_5320MHz_Ant1_NTNV



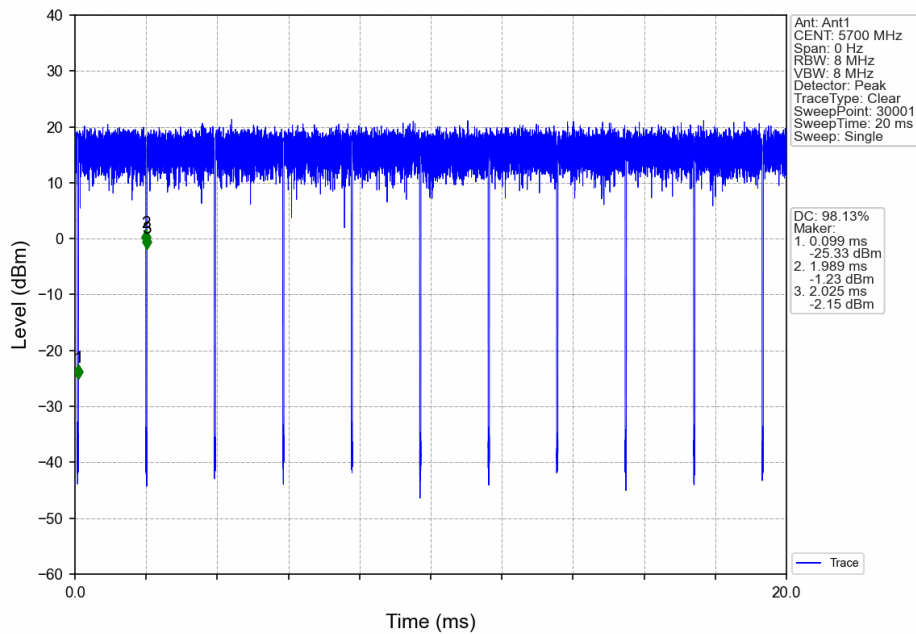
802.11n(HT20)_LCH_5500MHz_Ant1_NTNV



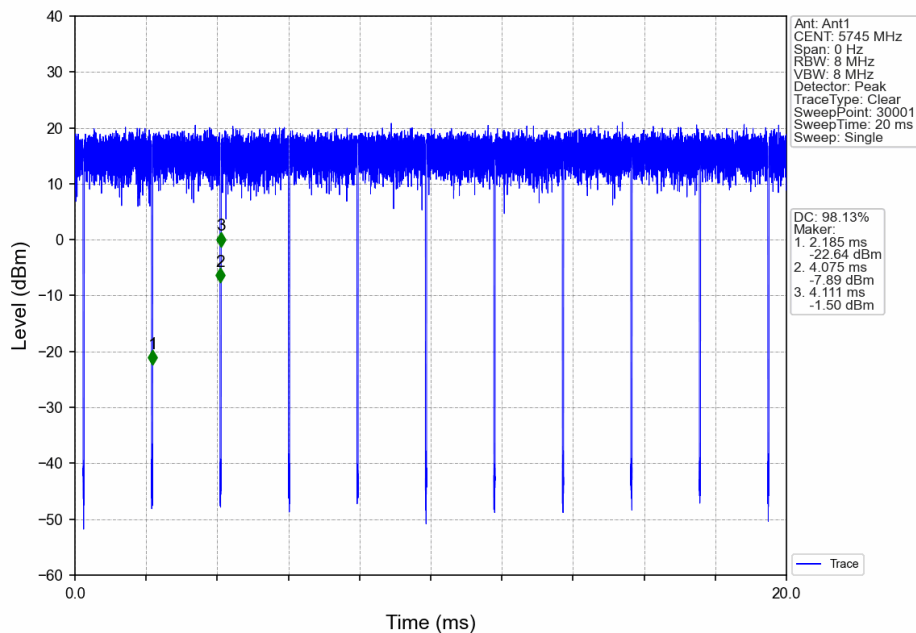
802.11n(HT20)_MCH_5580MHz_Ant1_NTNV



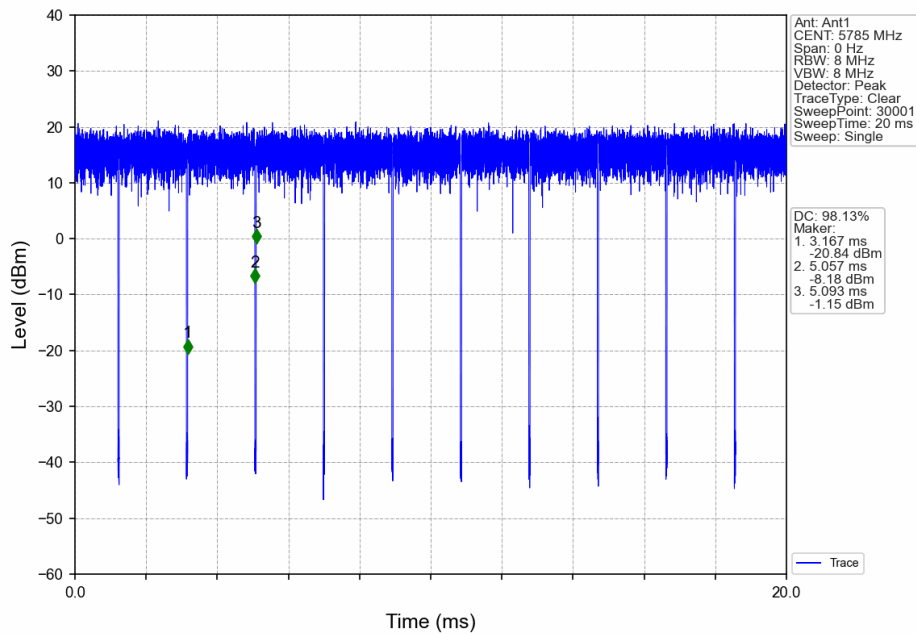
802.11n(HT20)_HCH_5700MHz_Ant1_NTNV



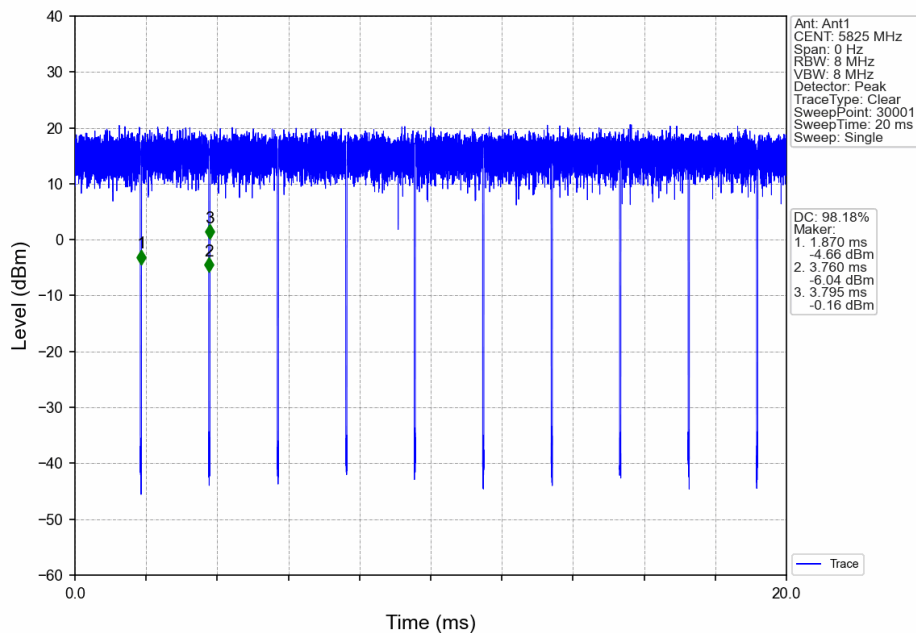
802.11n(HT20)_LCH_5745MHz_Ant1_NTNV



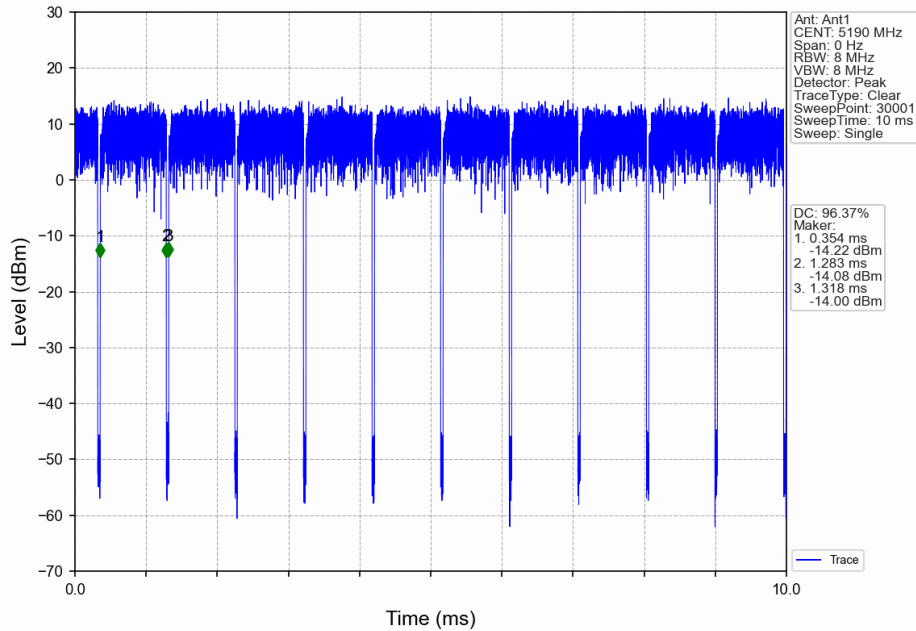
802.11n(HT20)_MCH_5785MHz_Ant1_NTNV



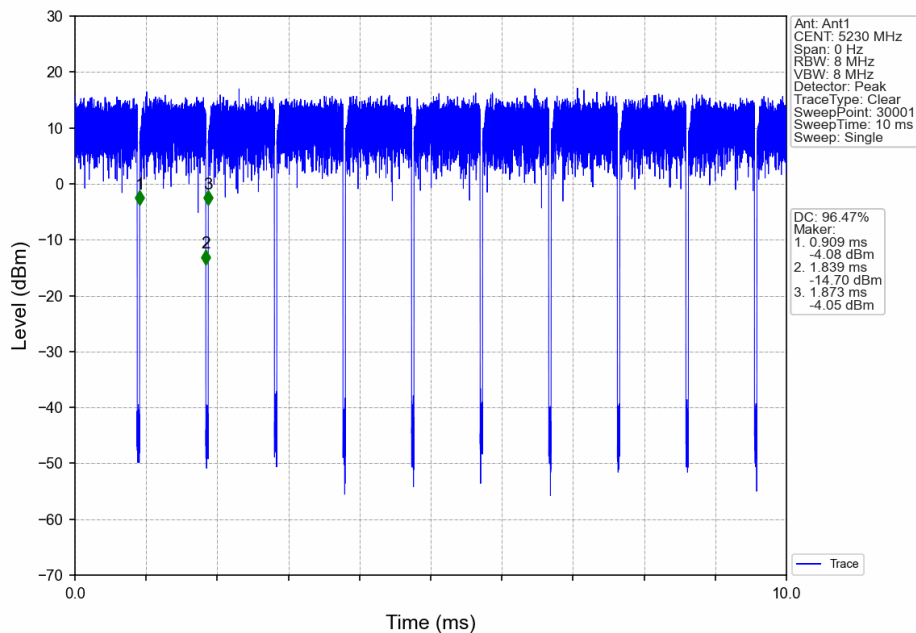
802.11n(HT20)_HCH_5825MHz_Ant1_NTNV



802.11n(HT40)_LCH_5190MHz_Ant1_NTNV



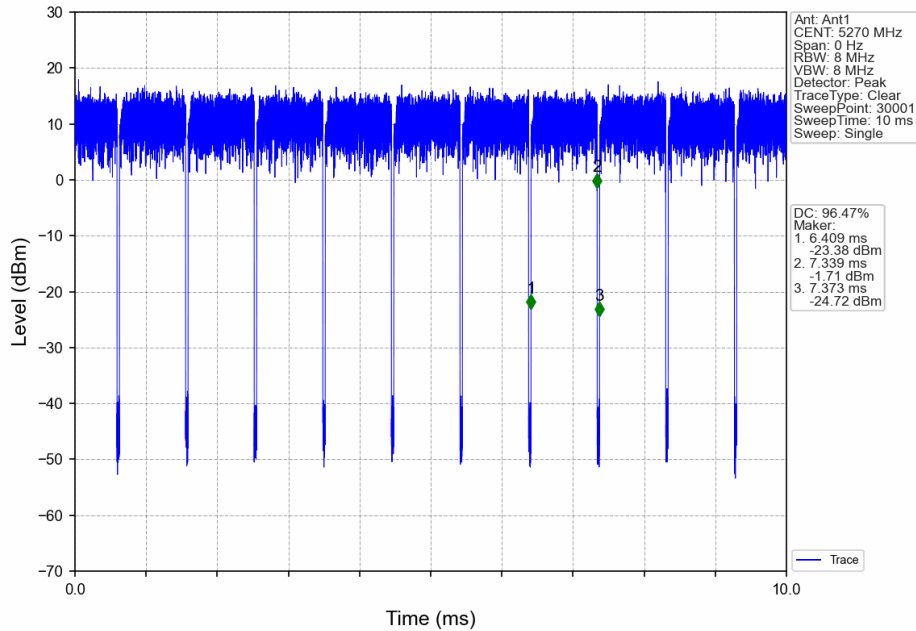
802.11n(HT40)_HCH_5230MHz_Ant1_NTNV



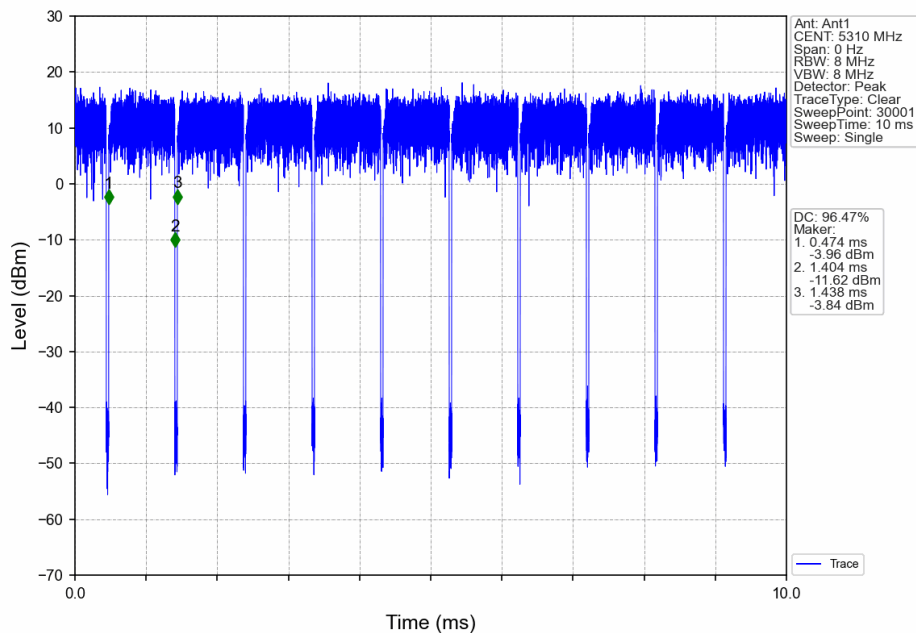
Unless otherwise agreed in writing, this document is issued by the Company subject to its General Conditions of Service printed overleaf, available on request or accessible at <https://www.sgs.com/en/Terms-and-Conditions>. Attention is drawn to the limitation of liability, indemnification and jurisdiction issues defined therein. Any holder of this document is advised that information contained hereon reflects the Company's findings at the time of its intervention only and within the limits of Client's instructions, if any. The Company's sole responsibility is to its Client and this document does not exonerate parties to a transaction from exercising all their rights and obligations under the transaction documents. This document cannot be reproduced except in full, without prior written approval of the Company. Any unauthorized alteration, forgery or falsification of the content or appearance of this document is unlawful and offenders may be prosecuted to the fullest extent of the law. Unless otherwise stated the results shown in this test report refer only to the sample(s) tested and such sample(s) are retained for 30 days only.

Attention: To check the authenticity of testing /inspection report & certificate, please contact us at telephone: (86-755) 8307 1443, or email: CN.Doccheck@sgs.com

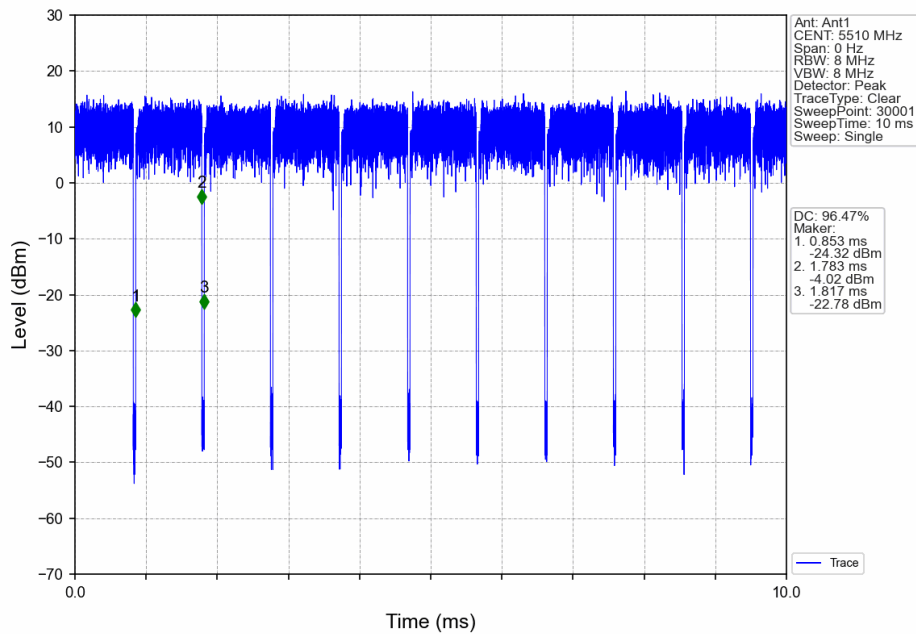
802.11n(HT40)_LCH_5270MHz_Ant1_NTNV



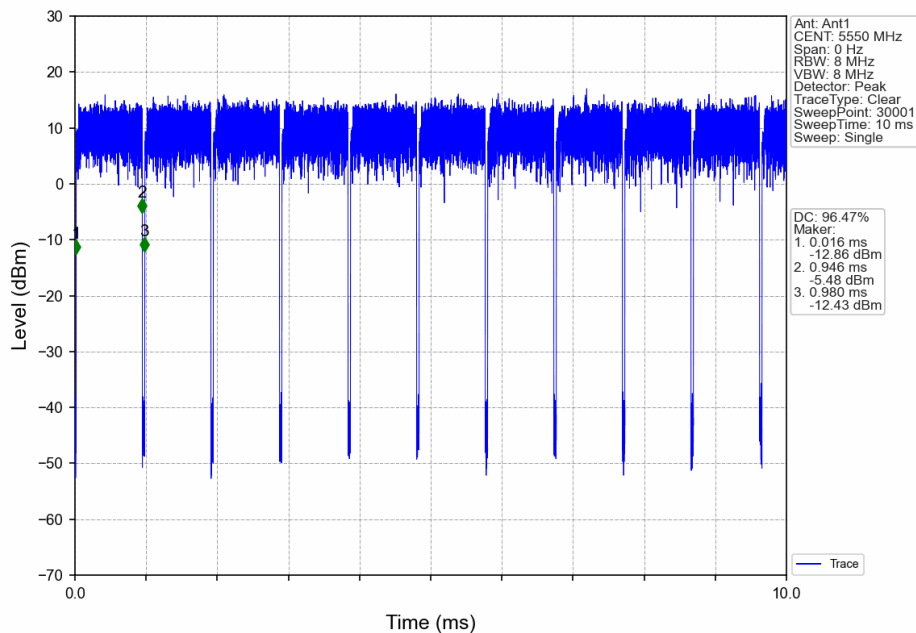
802.11n(HT40)_HCH_5310MHz_Ant1_NTNV



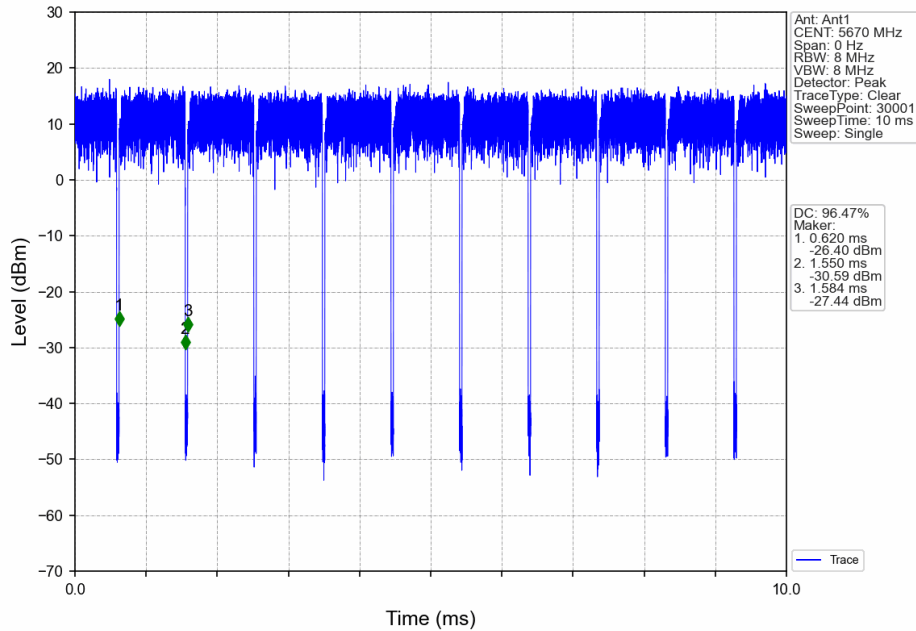
802.11n(HT40)_LCH_5510MHz_Ant1_NTNV



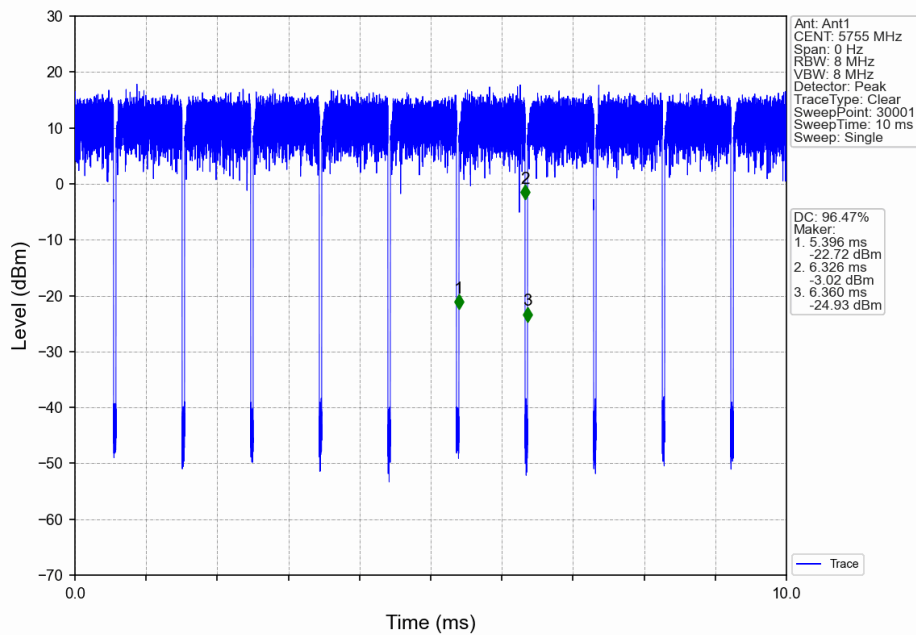
802.11n(HT40)_MCH_5550MHz_Ant1_NTNV



802.11n(HT40)_HCH_5670MHz_Ant1_NTNV



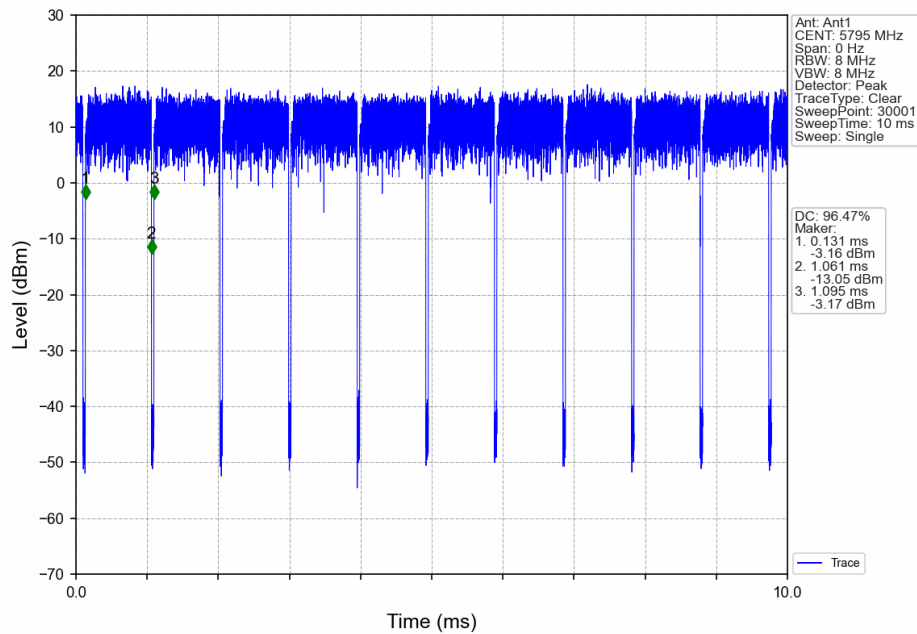
802.11n(HT40)_LCH_5755MHz_Ant1_NTNV



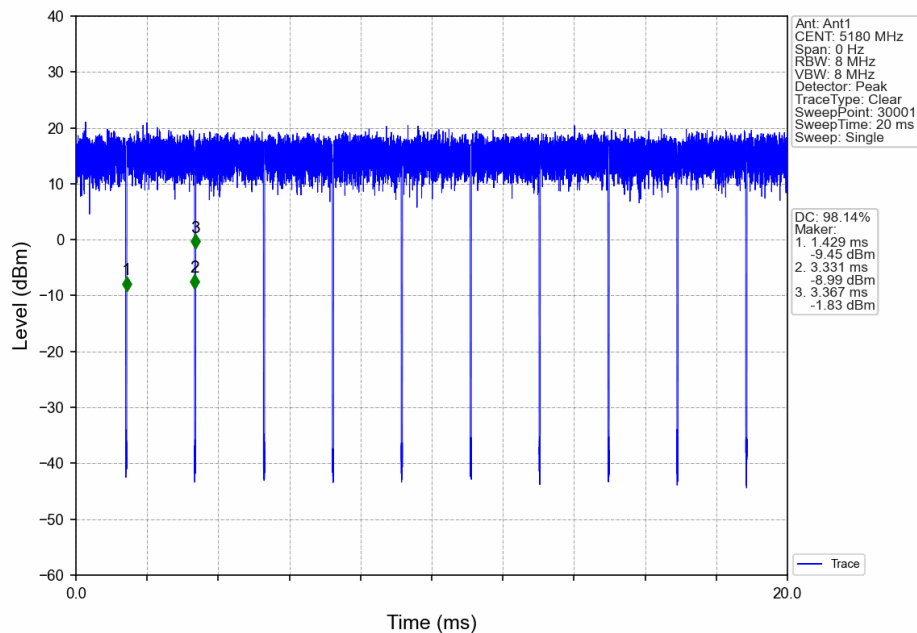
Unless otherwise agreed in writing, this document is issued by the Company subject to its General Conditions of Service printed overleaf, available on request or accessible at <https://www.sgs.com/en/Terms-and-Conditions>. Attention is drawn to the limitation of liability, indemnification and jurisdiction issues defined therein. Any holder of this document is advised that information contained hereon reflects the Company's findings at the time of its intervention only and within the limits of Client's instructions, if any. The Company's sole responsibility is to its Client and this document does not exonerate parties to a transaction from exercising all their rights and obligations under the transaction documents. This document cannot be reproduced except in full, without prior written approval of the Company. Any unauthorized alteration, forgery or falsification of the content or appearance of this document is unlawful and offenders may be prosecuted to the fullest extent of the law. Unless otherwise stated the results shown in this test report refer only to the sample(s) tested and such sample(s) are retained for 30 days only.

Attention: To check the authenticity of testing /inspection report & certificate, please contact us at telephone: (86-755) 8307 1443, or email: CN.Doccheck@sgs.com

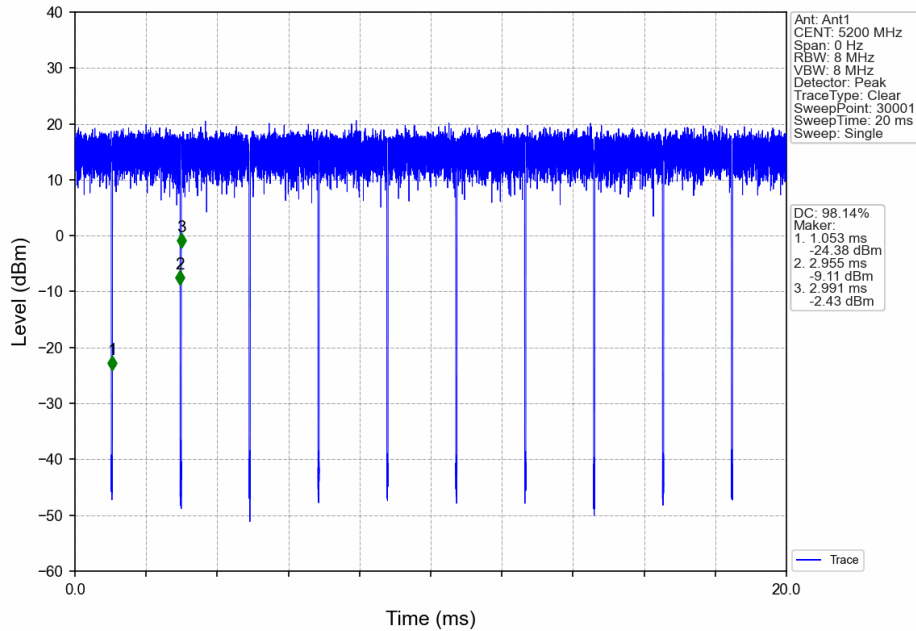
802.11n(HT40)_HCH_5795MHz_Ant1_NTNV



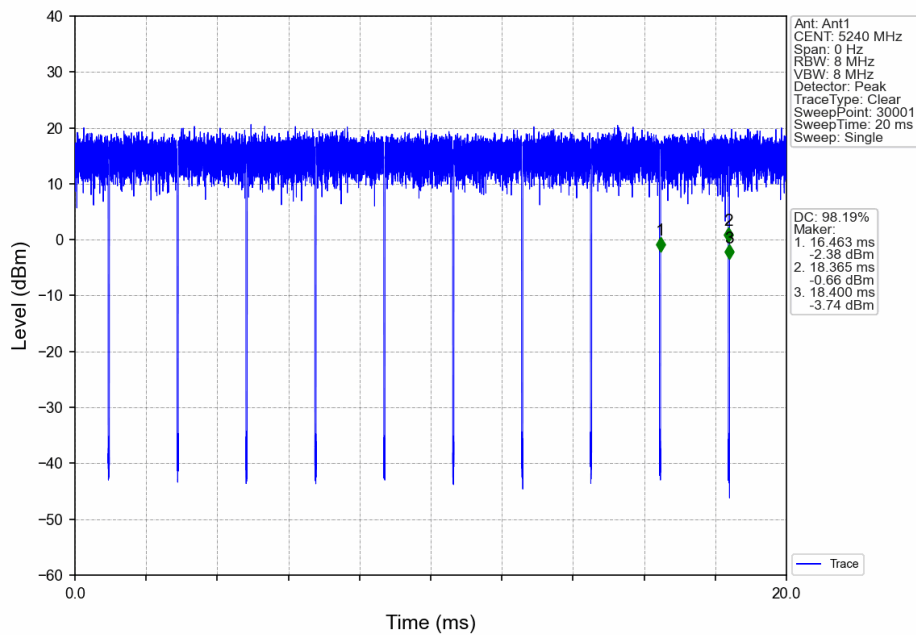
802.11ac(VHT20)_LCH_5180MHz_Ant1_NTNV



802.11ac(VHT20)_MCH_5200MHz_Ant1_NTNV



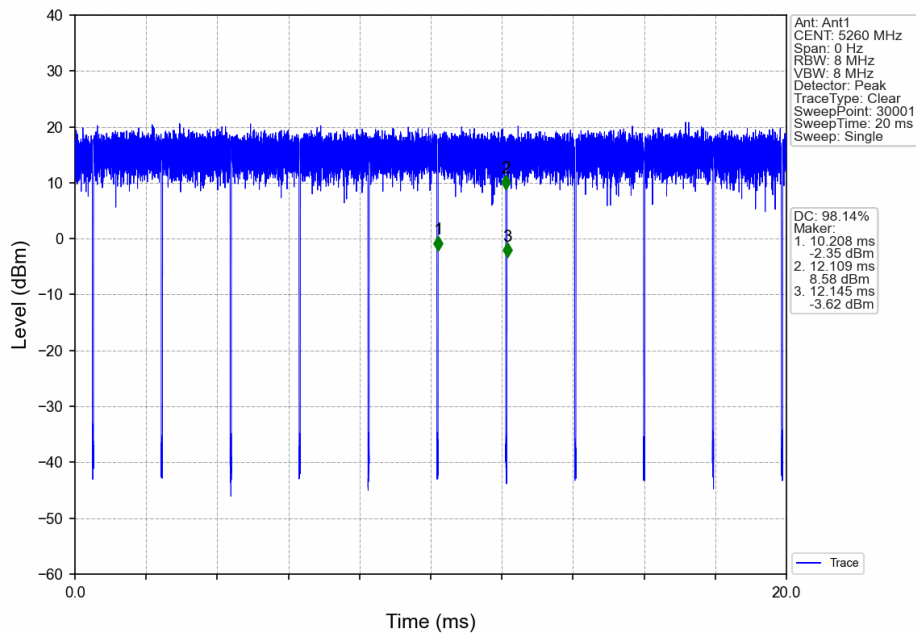
802.11ac(VHT20)_HCH_5240MHz_Ant1_NTNV



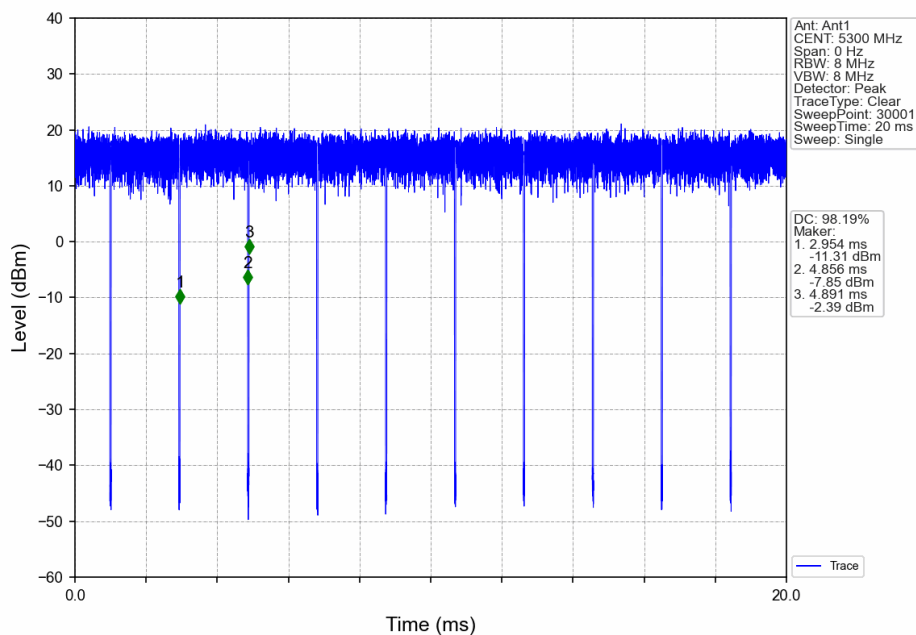
Unless otherwise agreed in writing, this document is issued by the Company subject to its General Conditions of Service printed overleaf, available on request or accessible at <https://www.sgs.com/en/Terms-and-Conditions>. Attention is drawn to the limitation of liability, indemnification and jurisdiction issues defined therein. Any holder of this document is advised that information contained hereon reflects the Company's findings at the time of its intervention only and within the limits of Client's instructions, if any. The Company's sole responsibility is to its Client and this document does not exonerate parties to a transaction from exercising all their rights and obligations under the transaction documents. This document cannot be reproduced except in full, without prior written approval of the Company. Any unauthorized alteration, forgery or falsification of the content or appearance of this document is unlawful and offenders may be prosecuted to the fullest extent of the law. Unless otherwise stated the results shown in this test report refer only to the sample(s) tested and such sample(s) are retained for 30 days only.

Attention: To check the authenticity of testing /inspection report & certificate, please contact us at telephone: (86-755) 8307 1443, or email: CN.Doccheck@sgs.com

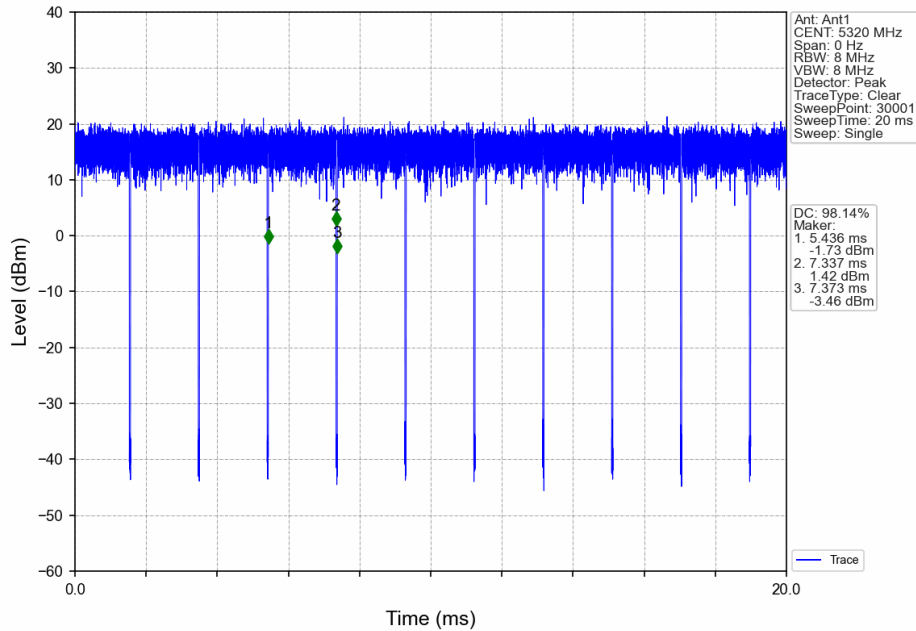
802.11ac(VHT20)_LCH_5260MHz_Ant1_NTNV



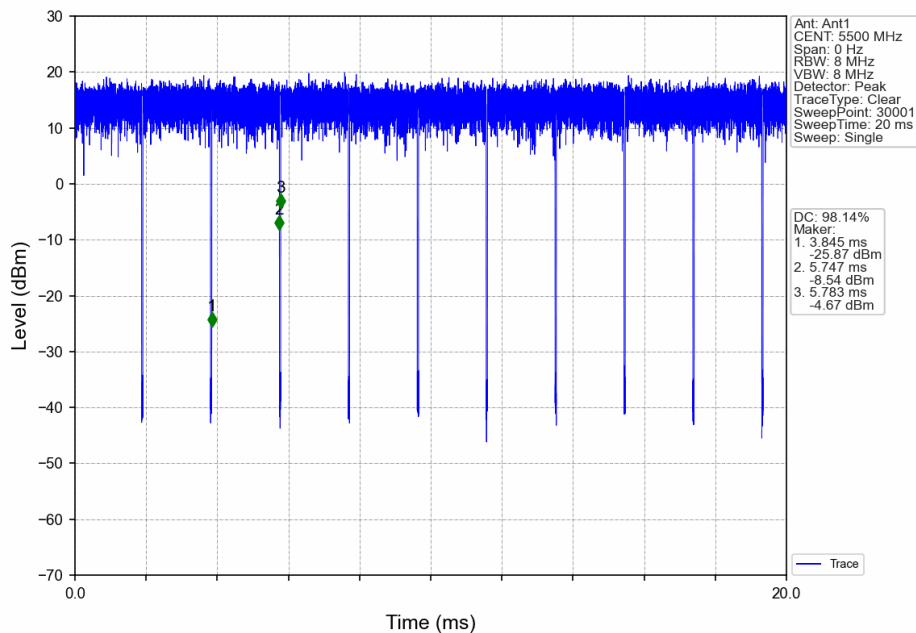
802.11ac(VHT20)_MCH_5300MHz_Ant1_NTNV



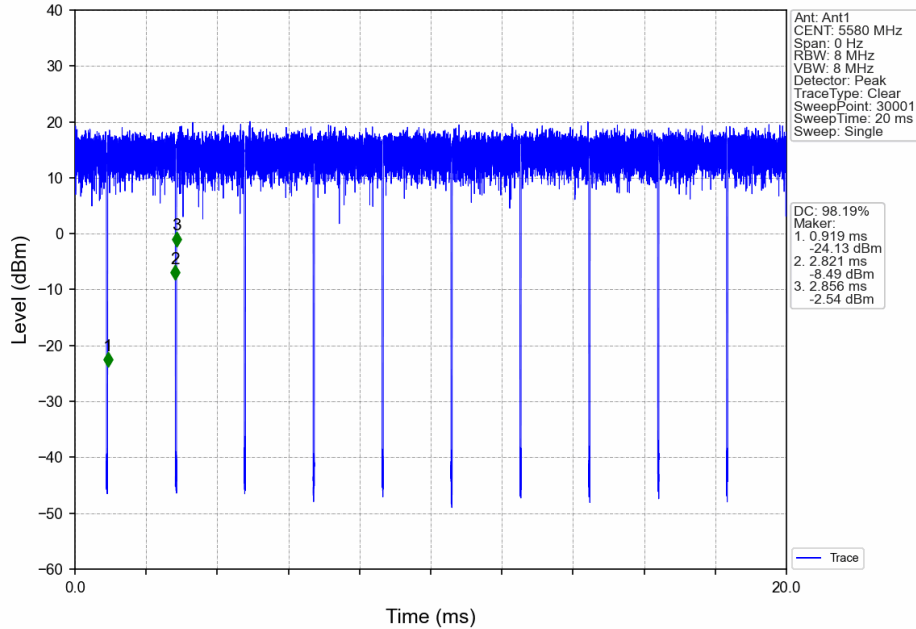
802.11ac(VHT20)_HCH_5320MHz_Ant1_NTNV



802.11ac(VHT20)_LCH_5500MHz_Ant1_NTNV



802.11ac(VHT20)_MCH_5580MHz_Ant1_NTNV



802.11ac(VHT20)_HCH_5700MHz_Ant1_NTNV

