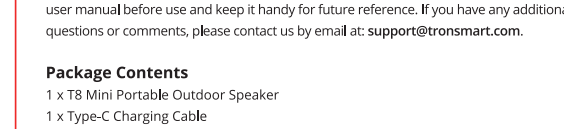


Tronsmart 20250307 - T8 Mini - 说明书 - V1.2



Tronsmart
T8 Mini
Portable Outdoor Speaker

English

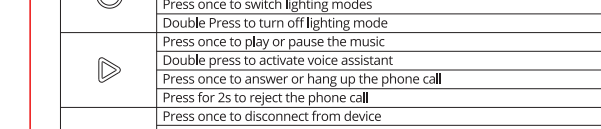
Thank you for purchasing the Tronsmart T8 Mini Portable Outdoor Speaker. Please read the user manual before use and keep it handy for future reference. If you have any additional questions or comments, please contact us by email at: support@tronsmart.com.

Package Contents

- 1 x T8 Mini Portable Outdoor Speaker
- 1 x Type-C Charging Cable
- 1 x Warranty Card
- 1 User Manual

Button Configuration

- Power On/Power Off; Power Indicator; Charging Indicator
- Volume -/next Track
- Play/Pause
- Volume +/Previous Track
- Bluetooth/Bluetooth Indicator
- Aux-in Port
- TF Card Slot
- Type-C Charging Port

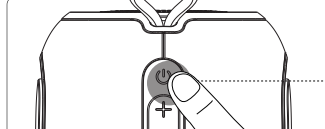


Specifications

Model	T8010
Color	Black/Blue/Gray/Red
Bluetooth Version	5.3
Bluetooth Profile	HFP / HSP / A2DP / AVRCP
Bluetooth Range	30M
Bluetooth	Over 10m/40ft (Open Area)
IP Rating	IPX7
Output Power	15W
Input Power	Supports 5V Type-C port
Frequency Range	20Hz ~ 20KHz
Battery	2400mAh
Playtime/standby by Volume Level	LED On: Up to 18 hours(50% Volume)
Aux Cordent	
Charging Time	3 Hours
Frequency Band	2400-2480MHz
Maximum Transmission Power	43dBm

How to Use

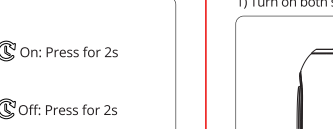
1. Turn On/Off



Press for 2s to turn on
Press for 2s to turn off
Press once to switch-lighting mode
Double Press to turn on lighting mode
Press once to play or pause the music
Double Press to activate voice assistant
Press once to answer or hang up phone call
Press for 2s to reject the phone call
Press once to disconnect from device
Press for 3s to enter stereo pairing mode
Press once to stereo device pairing mode
Press for 10s to restore to factory settings
Press once to switch audio between speaker & phone dialing

2. Connection

Search & click "Tronsmart T8 Mini" to connect.




3. Disconnect from device

Quickly connect to another device, you could press the "Bluetooth" button once to disconnect from device.

4. True Wireless Stereo Mode

Connect 2 Tronsmart T8 Mini speakers to enjoy powerful stereo sound.

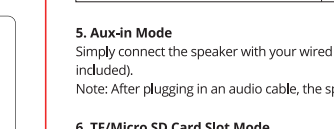
1) Turn on both speakers. Please make sure either speaker has entered pairing mode.



2) Press [Bluetooth] button (3s of either speaker's host speaker) to enter stereo pairing mode (Press once to enter).

3) If paired successfully, the host speaker will flash blue while vice one will stay blue.

4) Search & click "Tronsmart T8 Mini" to connect.



5) If connected successfully, you could customize Equalizers, Lights, etc.

5. Aux-in Mode

Simply connect the speaker with your wired device via the 3.5 mm audio jack cable (not included).
Note: After plugging in an audio cable, the speaker will automatically switch to Aux-in mode.

6. TF/Micro SD Card Slot

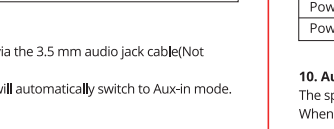
The speaker will play the music from your TF/Micro SD card when plugging the card into the slot.

7. Dual Audio Modes

- Search & click Tronsmart T8 Mini to connect with device A.
- Disconnect Tronsmart T8 Mini from the device A while that do not clear the pairing record on the device.
- Tronsmart T8 Mini will enter pairing mode.
- Search & click Tronsmart T8 Mini to connect with the device B.
- Click Tronsmart T8 Mini on device A to connect.

8. Tronsmart App

Download Tronsmart App via Google Play or App Store.



How to Connect Tronsmart App:
1) Turn on Bluetooth setting on your device, search & click "Tronsmart T8 Mini" to connect.
2) Open Tronsmart App & allow to access Bluetooth on your device.
3) Click to find out "T8 Mini" & click to connect.
4) If connected successfully, you could customize Equalizers, Lights, etc.

9. Indicator

Power indicator flashes red	Battery Low
Power indicator stays red	Charging
Power indicator off	Fully-charged

10. Auto Power Off

The speaker will power off automatically after 30 minutes if it does not pair with any device. When in the battery, the speaker will power off automatically as well.

Care & Maintenance

- Do not use any harmful detergents or cleaning material to clean the product as any type of chemical may cause this device unusable.
- Do not disassemble this product. It contains no user serviceable parts.
- Do not drop or jump on it and treat it with care for the best performance.
- Keep the product in a dry location. Dust, dirt or moisture from humidity can accumulate on the body of the product if kept at an undried place.
- Do not dispose this product in fire or batteries may explode or leak.

Warranty Information

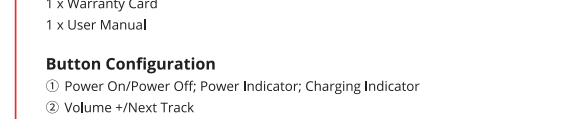
Your Tronsmart T8 Mini Portable Outdoor Speaker is warranted to the original owner for 12 months from the date of purchase against defects in material and workmanship under normal use and service. Tronsmart is not responsible for the accidental damage of this product and its liability will not exceed the purchase price of the product. If you have any problem while using the product, please do not hesitate to contact our customer support team at support@tronsmart.com.

FF Exposure Information

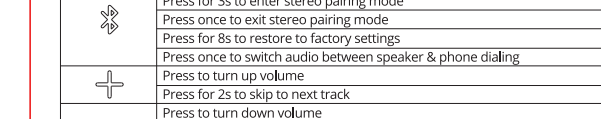
The device has been evaluated to meet general RF exposure requirement. The device can be used in portable exposure condition without restriction.

USER MANUAL

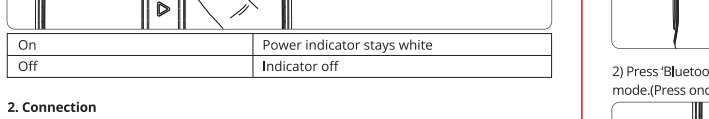
1




2



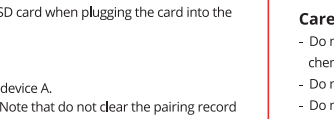
3



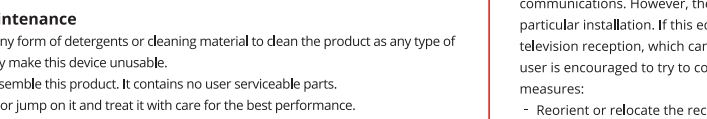
4



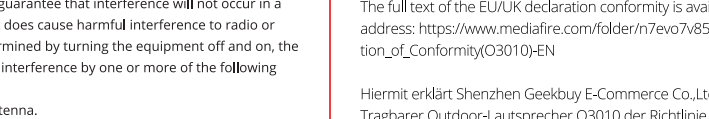
5



6



7



SHENZHEN GEEKBUY E-COMMERCE CO., LTD.
Warehouse 101H, No. 49 South Wuhai Avenue, Wuhai Community,
Bantian Street, Longgang District, Shenzhen, China
Email: support@tronsmart.com
800-270-1082 (USA & Canada)
+86-755-2803740 (Global)

Tronsmart

Hereby, Shenzhen Geekbuy E-Commerce Co.,Ltd. declares that the radio equipment type Portable Outdoor Speaker Q3010 is in compliance with Directive 2014/53/EU. The full text of the EU/UK declaration of conformity is available at the following internet address: https://www.mediafire.com/file/86y9r0nczxr/Declaration_of_ConformityQ3010E

Hiermit erklärt Shenzhen Geekbuy E-Commerce Co.,Ltd. dass der Funkanlagenapp Tragbarer Outdoor-Lautsprecher Q3010 der Richtlinie 2014/53/EU entspricht. Der vollständige Text der EU/UK-Konformitätserklärung ist unter der folgenden Internetadresse verfügbar: https://www.mediafire.com/file/86y9r0nczxr/Declaration_of_ConformityQ3010E

www.tronsmart.com FCC ID: 2AV32-Q3010 Made in China

产品型号	T8 Mini	工明		设计师	LFS
尺寸明	参文档标注	尺寸：800x110mm 80g双胶纸+单黑正反印刷+手风琴		审核	YUAN
日期/版次				SCALE	1:1
20250224 V1.0 初稿 20250306 V1.1 二稿 20250307 V1.2 三稿				Unit	mm
		备注			
<div><div></div>—— 潘通色号：Viole</div> <div><div></div>—— 潘通色号：165C</div>					