Mode	18	
	Band Edge - R	
	2400-2483.5_802.11ac VHT40_CH06_2437MHz	
ANT	6	
Pol.	Horizontal	Fundamental
Peak	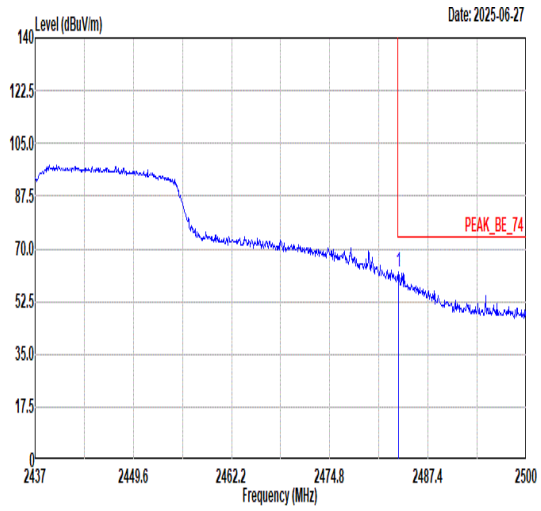 Freq Level Limit Line Margin (dB) Read Level Ant Factor Cable Loss Preamp Factor APos TPos Remark MHz dBuV/m dBuV/m dBuV dB/m dB dB cm deg 1 2483.62 62.26 74.00 -11.74 57.26 30.63 6.98 32.61 160 36 PEAK	Blank
Avg	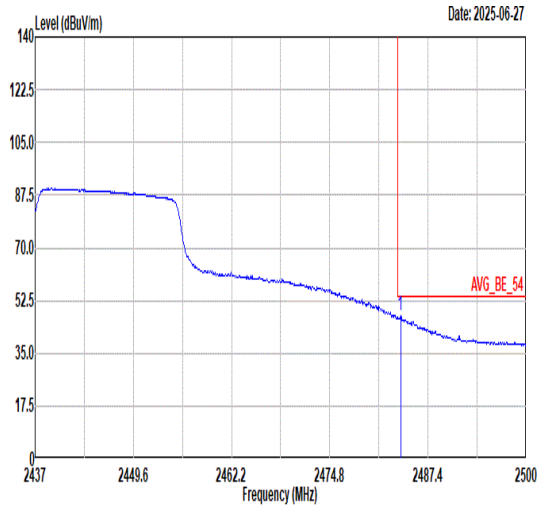 Freq Level Limit Line Margin (dB) Read Level Ant Factor Cable Loss Preamp Factor APos TPos Remark MHz dBuV/m dBuV/m dBuV dB/m dB dB cm deg 1 2483.87 47.36 54.00 -6.64 42.36 30.63 6.98 32.61 160 36 AVERAGE	Blank

Mode	18	
	Band Edge - L	
	2400-2483.5_802.11ac VHT40_CH06_2437MHz	
ANT	6	
Pol.	Vertical	Fundamental
Peak	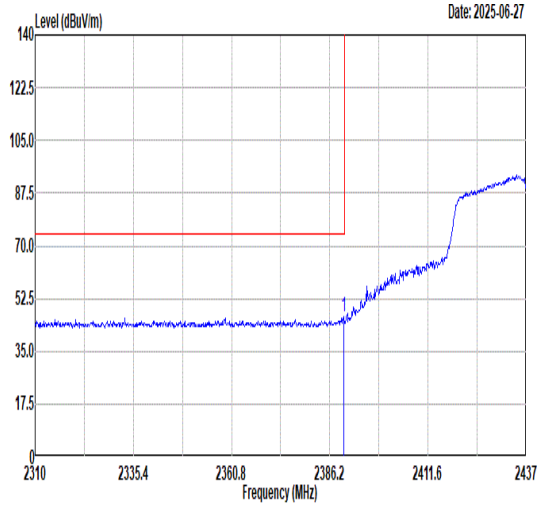 Freq Level Limit Line Margin (dB) Read Level Ant Factor Cable Loss Preamp Factor APos TPos Remark 1 2389.76 46.42 74.00 -27.58 41.59 30.60 6.87 32.64 301 328 PEAK	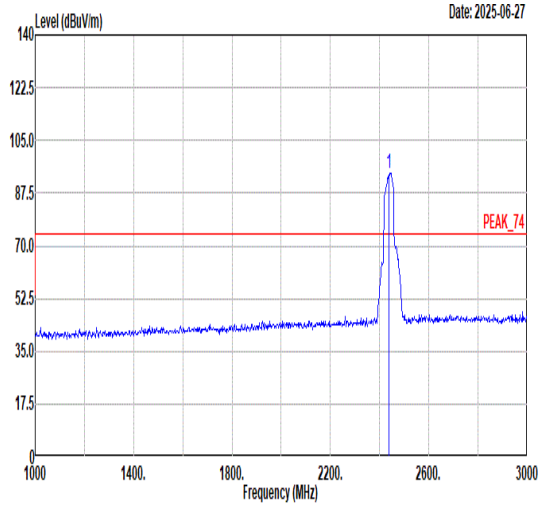 Freq Level Limit Line Margin (dB) Read Level Ant Factor Cable Loss Preamp Factor APos TPos Remark 1 2437.00 94.07 ------ ------ 89.07 30.69 6.93 32.62 301 328 PEAK
Avg	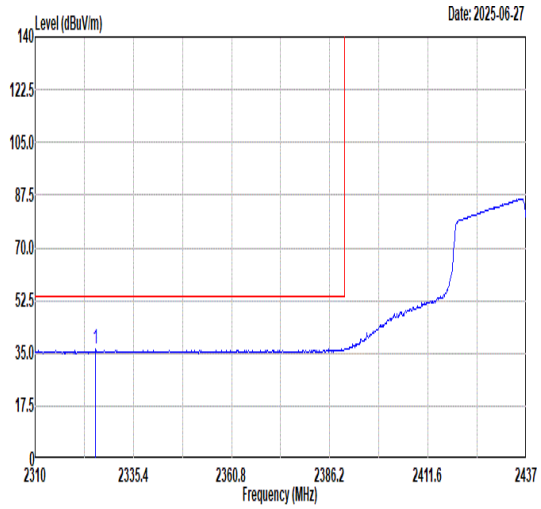 Freq Level Limit Line Margin (dB) Read Level Ant Factor Cable Loss Preamp Factor APos TPos Remark 1 2325.62 36.21 54.00 -17.79 31.48 30.60 6.80 32.67 301 328 AVERAGE	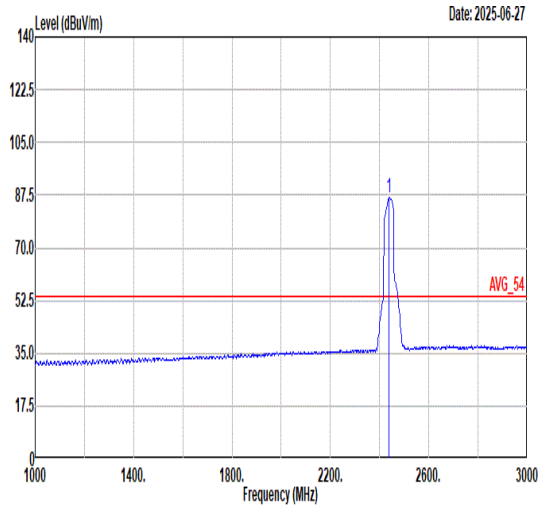 Freq Level Limit Line Margin (dB) Read Level Ant Factor Cable Loss Preamp Factor APos TPos Remark 1 2437.00 86.58 ------ ------ 81.60 30.68 6.92 32.62 301 328 AVERAGE

Mode	18	
	Band Edge - R	
	2400-2483.5_802.11ac VHT40_CH06_2437MHz	
ANT	6	
Pol.	Vertical	Fundamental
Peak	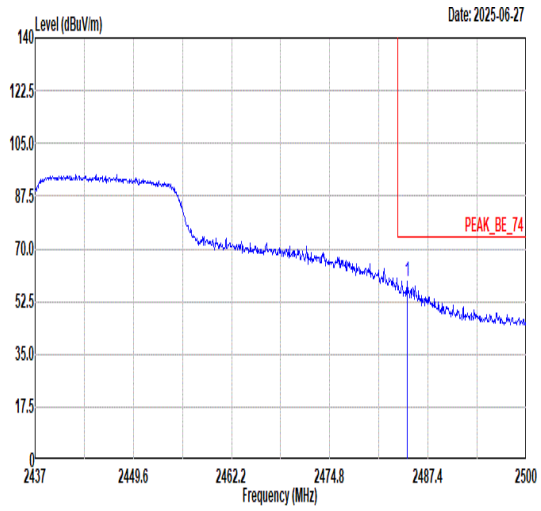 Freq Level Limit Line Margin (dB) Read Level Ant Factor Cable Loss Preamp Factor APos TPos Remark MHz dBuV/m dBuV/m dBuV dB/m dB dB cm deg 1 2484.75 59.04 74.00 -14.96 54.04 30.63 6.98 32.61 301 328 PEAK	Blank
Avg	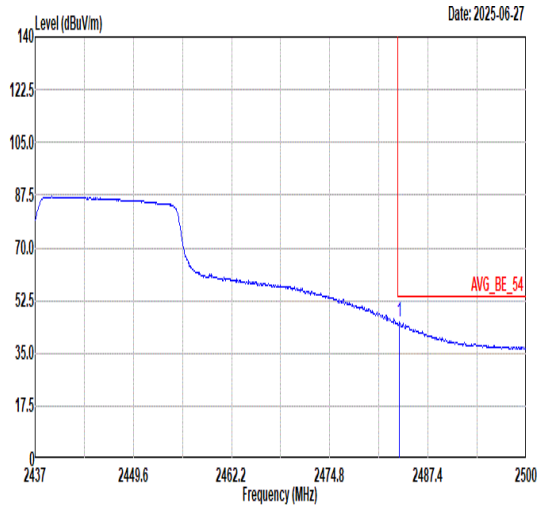 Freq Level Limit Line Margin (dB) Read Level Ant Factor Cable Loss Preamp Factor APos TPos Remark MHz dBuV/m dBuV/m dBuV dB/m dB dB cm deg 1 2483.75 45.45 54.00 -8.55 40.45 30.63 6.98 32.61 301 328 AVERAGE	Blank

Mode	19	
	Band Edge - L	
	2400-2483.5_802.11ac VHT40_CH08_2447MHz	
ANT	6	
Pol.	Horizontal	Fundamental
Peak	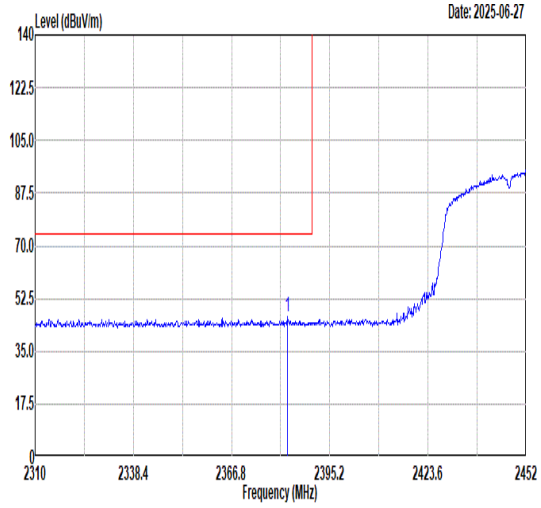 Freq Level Limit Line Margin (dB) Read Level Ant Factor Cable Loss Preamp Factor APos TPos Remark MHz dBuV/m dBuV/m dBuV dB/m dB dB cm deg 1 2382.85 46.32 74.00 -27.68 41.51 30.60 6.86 32.65 390 33 PEAK	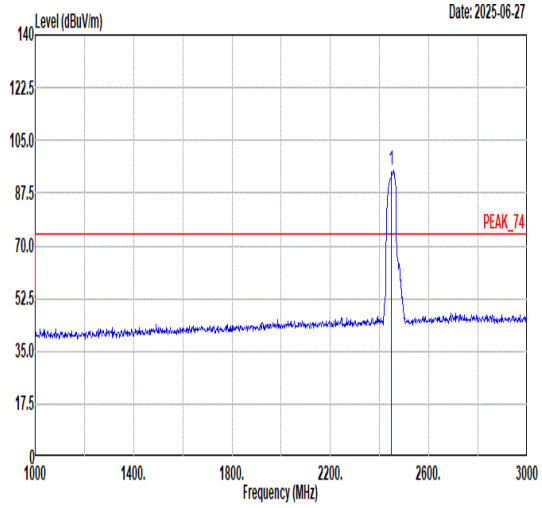 Freq Level Limit Line Margin (dB) Read Level Ant Factor Cable Loss Preamp Factor APos TPos Remark MHz dBuV/m dBuV/m dBuV dB/m dB dB cm deg 1 2447.00 95.14 ------ ------ 90.13 30.69 6.94 32.62 390 33 PEAK
Avg	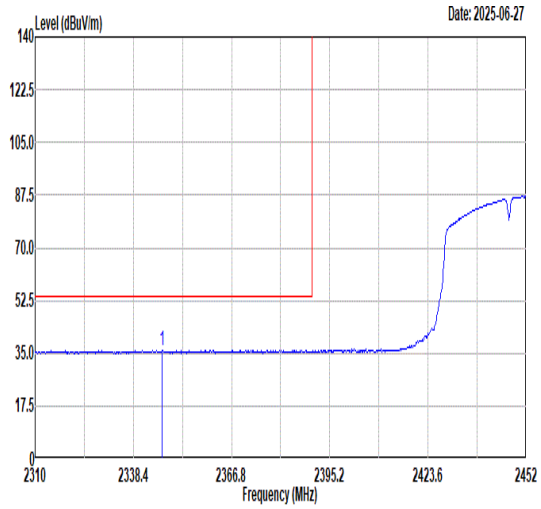 Freq Level Limit Line Margin (dB) Read Level Ant Factor Cable Loss Preamp Factor APos TPos Remark MHz dBuV/m dBuV/m dBuV dB/m dB dB cm deg 1 2346.78 36.02 54.00 -17.98 31.26 30.60 6.82 32.66 390 33 AVERAGE	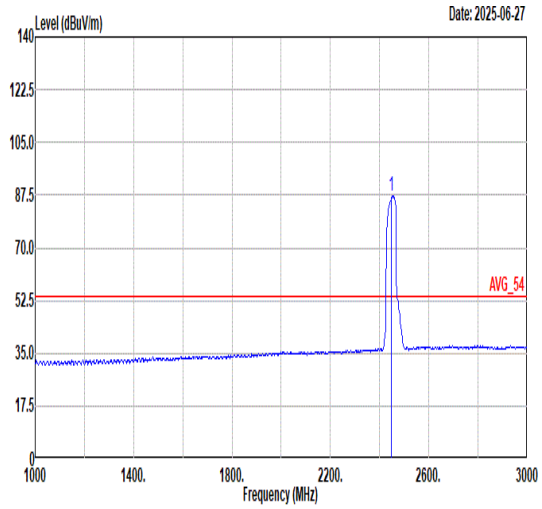 Freq Level Limit Line Margin (dB) Read Level Ant Factor Cable Loss Preamp Factor APos TPos Remark MHz dBuV/m dBuV/m dBuV dB/m dB dB cm deg 1 2447.00 87.16 ------ ------ 82.15 30.69 6.94 32.62 390 33 AVERAGE

Mode	19	
	Band Edge - R	
	2400-2483.5_802.11ac VHT40_CH08_2447MHz	
ANT	6	
Pol.	Horizontal	Fundamental
Peak	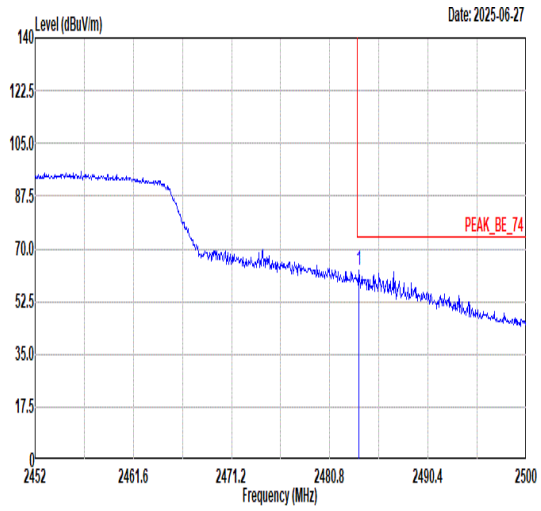 Freq Level Limit Line Margin (dB) Read Level Ant Factor Cable Loss Preamp Factor APos TPos Remark MHz dBuV/m dBuV/m dBuV dB/m dB dB cm deg 1 2483.63 62.75 74.00 -11.25 57.75 30.63 6.98 32.61 390 33 PEAK	Blank
Avg	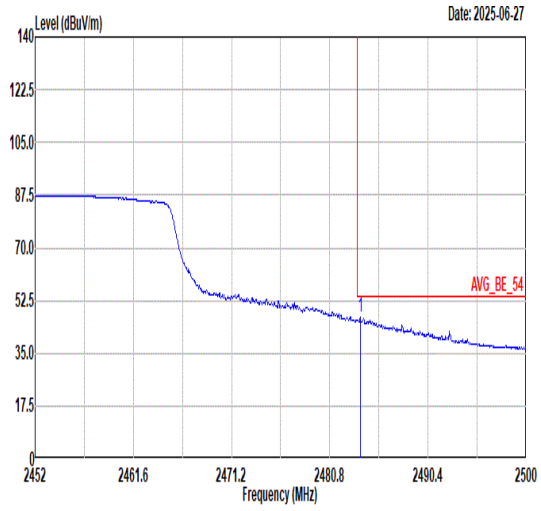 Freq Level Limit Line Margin (dB) Read Level Ant Factor Cable Loss Preamp Factor APos TPos Remark MHz dBuV/m dBuV/m dBuV dB/m dB dB cm deg 1 2483.78 46.86 54.00 -7.14 41.86 30.63 6.98 32.61 390 33 AVERAGE	Blank

Mode	19	
	Band Edge - L	
	2400-2483.5_802.11ac VHT40_CH08_2447MHz	
ANT	6	
Pol.	Vertical	Fundamental
Peak	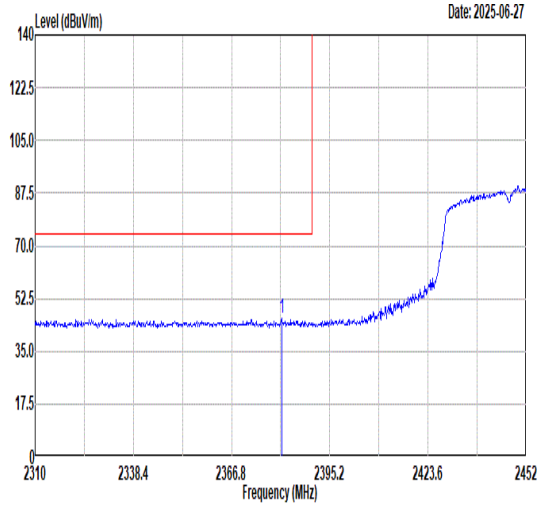 Freq Level Limit Line Margin (dB) Read Level Ant Factor Cable Loss Preamp Factor APos TPos Remark MHz dBuV/m dBuV/m dBuV dB/m dB dB cm deg 1 2381.28 46.19 74.00 -27.81 41.38 30.60 6.86 32.65 294 329 PEAK	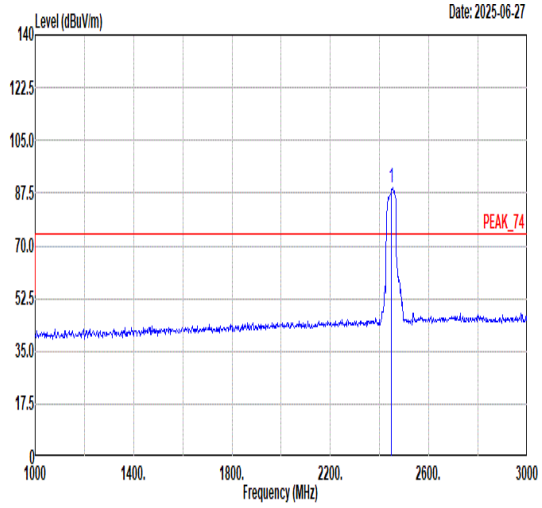 Freq Level Limit Line Margin (dB) Read Level Ant Factor Cable Loss Preamp Factor APos TPos Remark MHz dBuV/m dBuV/m dBuV dB/m dB dB cm deg 1 2447.00 89.21 ------ ------ 84.20 30.69 6.94 32.62 294 329 PEAK
Avg	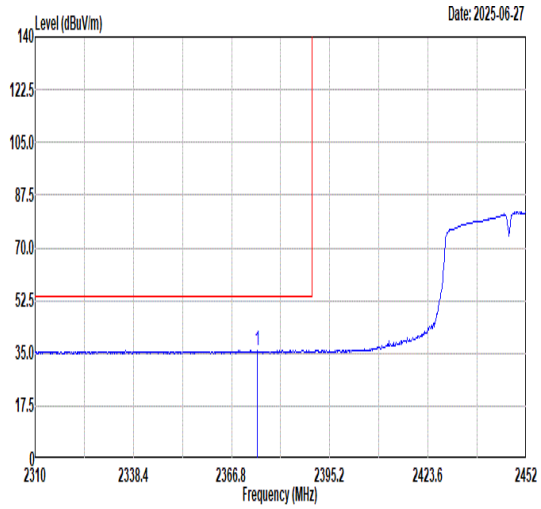 Freq Level Limit Line Margin (dB) Read Level Ant Factor Cable Loss Preamp Factor APos TPos Remark MHz dBuV/m dBuV/m dBuV dB/m dB dB cm deg 1 2374.33 35.91 54.00 -18.09 31.11 30.60 6.85 32.65 294 329 AVERAGE	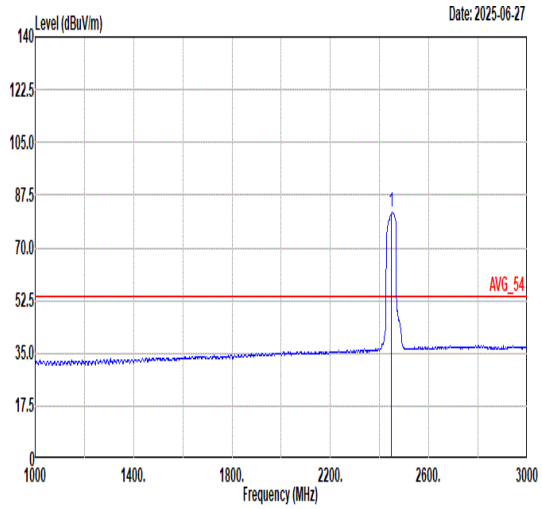 Freq Level Limit Line Margin (dB) Read Level Ant Factor Cable Loss Preamp Factor APos TPos Remark MHz dBuV/m dBuV/m dBuV dB/m dB dB cm deg 1 2447.00 81.65 ------ ------ 76.63 30.70 6.94 32.62 294 329 AVERAGE

Mode	19	
	Band Edge - R	
	2400-2483.5_802.11ac VHT40_CH08_2447MHz	
ANT	6	
Pol.	Vertical	Fundamental
Peak	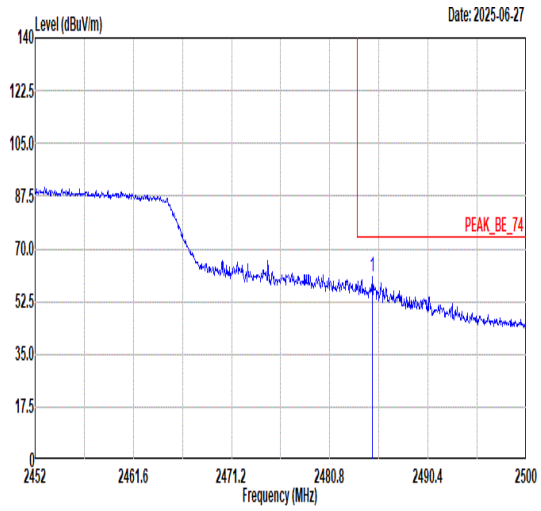 Freq Level Limit Line Margin (dB) Read Level Ant Factor Cable Loss Preamp Factor APos TPos Remark MHz dBuV/m dBuV/m dBuV dB/m dB dB cm deg 1 2484.98 61.00 74.00 -13.00 56.00 30.63 6.98 32.61 294 329 PEAK	Blank
Avg	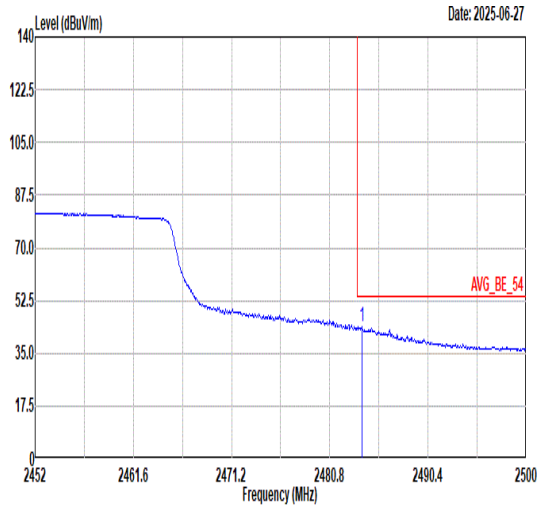 Freq Level Limit Line Margin (dB) Read Level Ant Factor Cable Loss Preamp Factor APos TPos Remark MHz dBuV/m dBuV/m dBuV dB/m dB dB cm deg 1 2483.92 43.83 54.00 -10.17 38.83 30.63 6.98 32.61 294 329 AVERAGE	Blank

Mode	20	
	Band Edge - L	
	2400-2483.5_802.11ac VHT40_CH07_2442MHz	
ANT	6	
Pol.	Horizontal	Fundamental
Peak	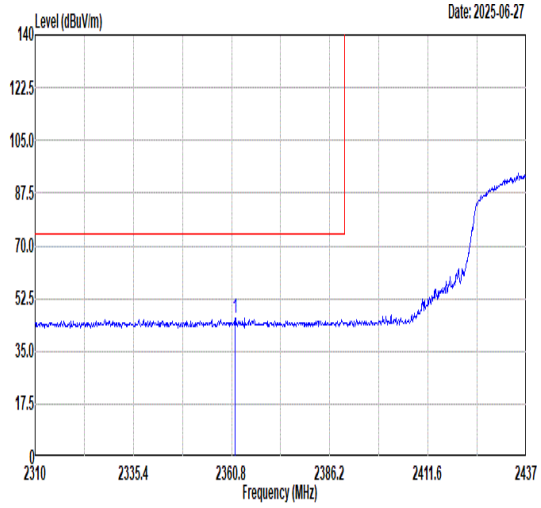 Freq Level Limit Line Margin (dB) Read Level Ant Factor Cable Loss Preamp Factor APos TPos Remark MHz dBuV/m dBuV/m dBuV dB/m dB dB cm deg 1 2361.69 45.99 74.00 -28.01 41.21 30.60 6.84 32.66 393 32 PEAK	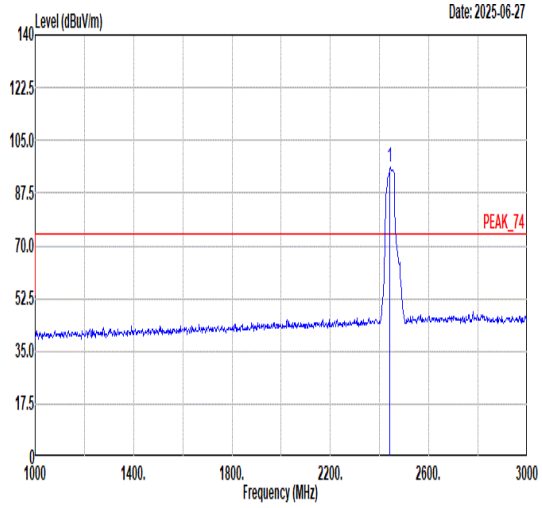 Freq Level Limit Line Margin (dB) Read Level Ant Factor Cable Loss Preamp Factor APos TPos Remark MHz dBuV/m dBuV/m dBuV dB/m dB dB cm deg 1 2442.00 95.97 ------ ------ 90.97 30.69 6.93 32.62 393 32 PEAK
Avg	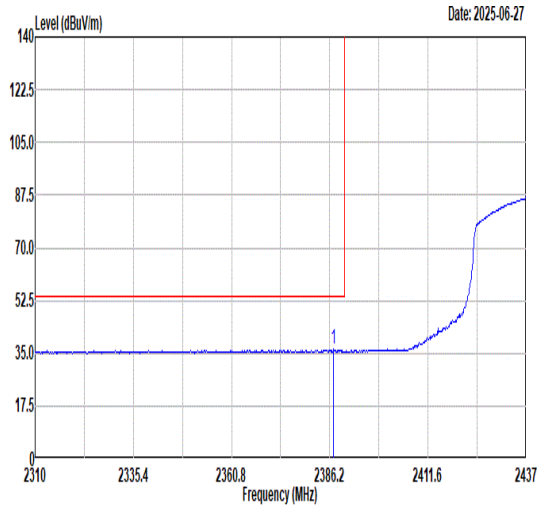 Freq Level Limit Line Margin (dB) Read Level Ant Factor Cable Loss Preamp Factor APos TPos Remark MHz dBuV/m dBuV/m dBuV dB/m dB dB cm deg 1 2387.22 36.29 54.00 -17.71 31.48 30.60 6.86 32.65 393 32 AVERAGE	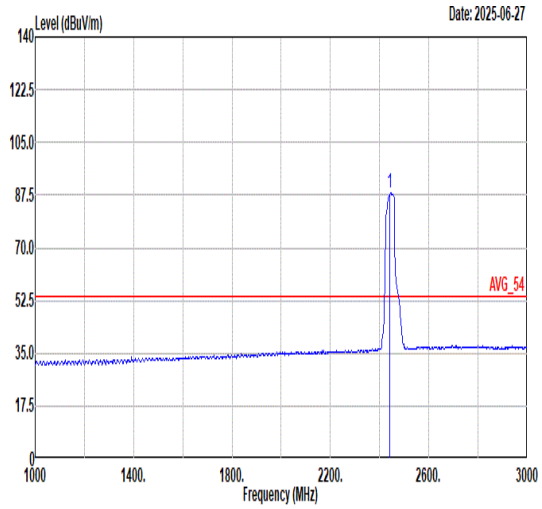 Freq Level Limit Line Margin (dB) Read Level Ant Factor Cable Loss Preamp Factor APos TPos Remark MHz dBuV/m dBuV/m dBuV dB/m dB dB cm deg 1 2442.00 88.26 ------ ------ 83.26 30.69 6.93 32.62 393 32 AVERAGE

Mode	20	
	Band Edge - R	
	2400-2483.5_802.11ac VHT40_CH07_2442MHz	
ANT	6	
Pol.	Horizontal	Fundamental
Peak	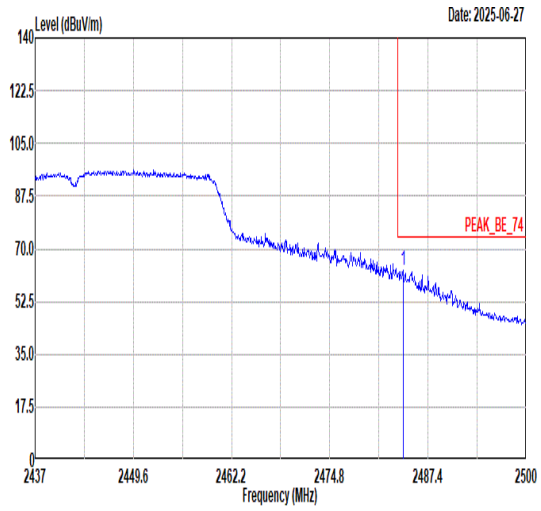 Freq Level Limit Line Margin (dB) Read Level Ant Factor Cable Loss Preamp Factor APos TPos Remark MHz dBuV/m dBuV/m dBuV dB/m dB dB cm deg 1 2484.19 62.88 74.00 -11.12 57.88 30.63 6.98 32.61 393 32 PEAK	Blank
Avg	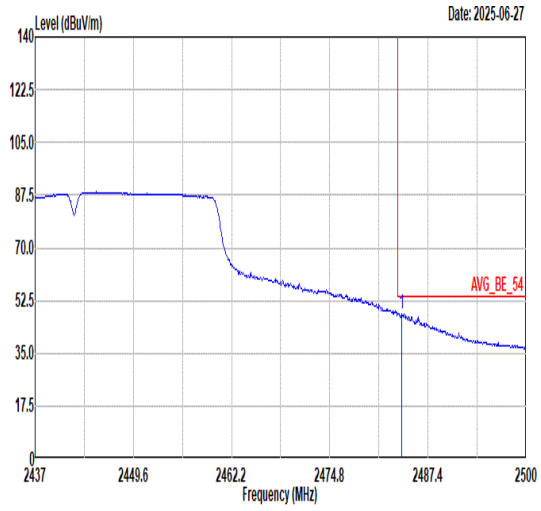 Freq Level Limit Line Margin (dB) Read Level Ant Factor Cable Loss Preamp Factor APos TPos Remark MHz dBuV/m dBuV/m dBuV dB/m dB dB cm deg 1 2484.06 48.09 54.00 -5.91 43.09 30.63 6.98 32.61 393 32 AVERAGE	Blank

Mode	20	
	Band Edge - L	
	2400-2483.5_802.11ac VHT40_CH07_2442MHz	
ANT	6	
Pol.	Vertical	Fundamental
Peak	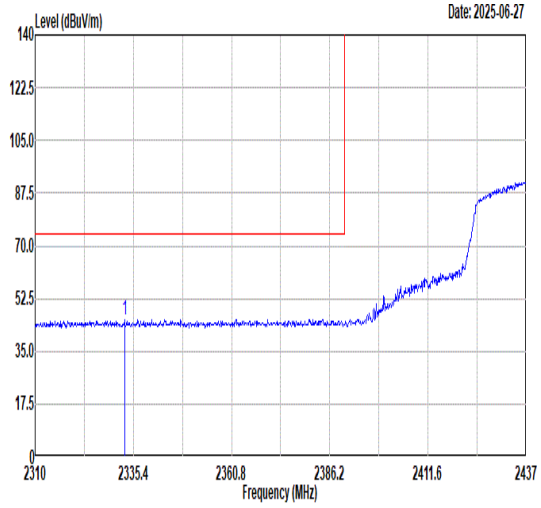 Freq Level Limit Line Margin (dB) Read Level Ant Factor Cable Loss Preamp Factor APos TPos Remark MHz dBuV/m dBuV/m dBuV dB/m dB dB cm deg 1 2333.11 45.56 74.00 -28.44 40.83 30.60 6.80 32.67 301 329 PEAK	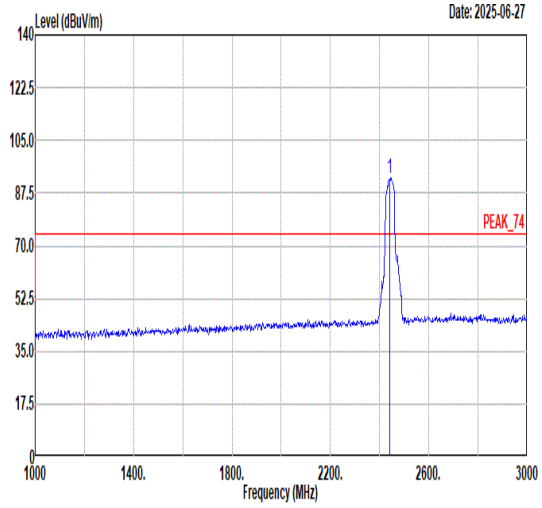 Freq Level Limit Line Margin (dB) Read Level Ant Factor Cable Loss Preamp Factor APos TPos Remark MHz dBuV/m dBuV/m dBuV dB/m dB dB cm deg 1 2442.00 92.71 ------ ------ 87.71 30.69 6.93 32.62 301 329 PEAK
Avg	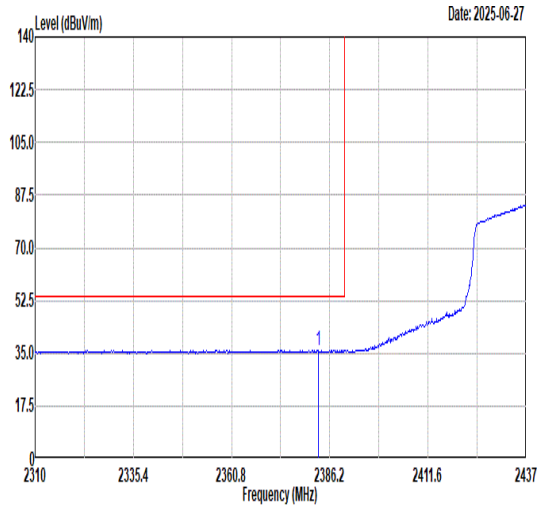 Freq Level Limit Line Margin (dB) Read Level Ant Factor Cable Loss Preamp Factor APos TPos Remark MHz dBuV/m dBuV/m dBuV dB/m dB dB cm deg 1 2383.15 36.01 54.00 -17.99 31.20 30.60 6.86 32.65 301 329 AVERAGE	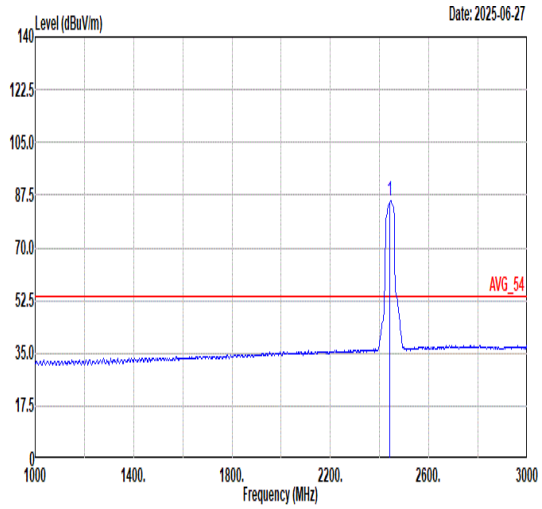 Freq Level Limit Line Margin (dB) Read Level Ant Factor Cable Loss Preamp Factor APos TPos Remark MHz dBuV/m dBuV/m dBuV dB/m dB dB cm deg 1 2442.00 85.43 ------ ------ 80.43 30.69 6.93 32.62 301 329 AVERAGE

Mode	20	
	Band Edge - R	
	2400-2483.5_802.11ac VHT40_CH07_2442MHz	
ANT	6	
Pol.	Vertical	Fundamental
Peak	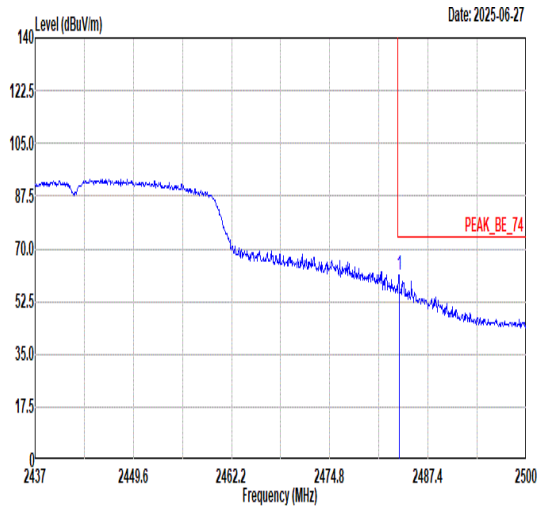 Freq Level Limit Line Margin (dB) Read Level Ant Factor Cable Loss Preamp Factor APos TPos Remark MHz dBuV/m dBuV/m dBuV dB/m dB dB cm deg 1 2483.68 61.54 74.00 -12.46 56.54 30.63 6.98 32.61 301 329 PEAK	Blank
Avg	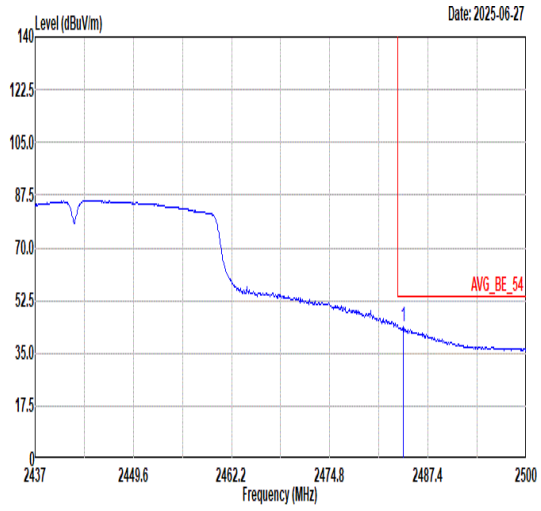 Freq Level Limit Line Margin (dB) Read Level Ant Factor Cable Loss Preamp Factor APos TPos Remark MHz dBuV/m dBuV/m dBuV dB/m dB dB cm deg 1 2484.19 43.76 54.00 -10.24 38.76 30.63 6.98 32.61 301 329 AVERAGE	Blank

Co-location

Mode	21	
	Band Edge	
	2400-2483.5_802.11g_CH11_2462MHz+Band13	
ANT	6+0	
Pol.	Horizontal	Fundamental
Peak	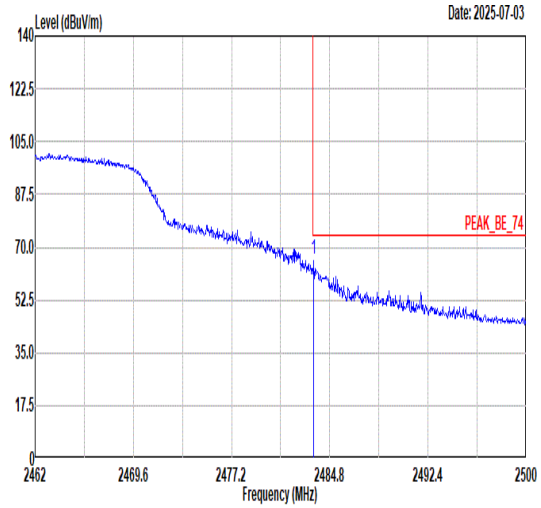 Freq Level Limit Line Margin Read Level Ant Factor Cable Loss Preamp Factor APos TPos Remark MHz dBuV/m dBuV/m dB dBuV dB/m dB dB cm deg 1 2483.55 65.85 74.00 -8.15 60.85 30.63 6.98 32.61 384 151 PEAK	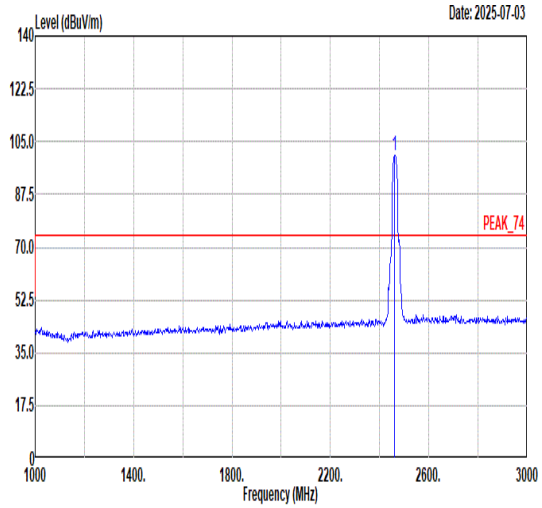 Freq Level Limit Line Margin Read Level Ant Factor Cable Loss Preamp Factor APos TPos Remark MHz dBuV/m dBuV/m dB dBuV dB/m dB dB cm deg 1 2462.00 100.32 ------ ------ 95.31 30.68 6.95 32.62 384 151 PEAK
Avg	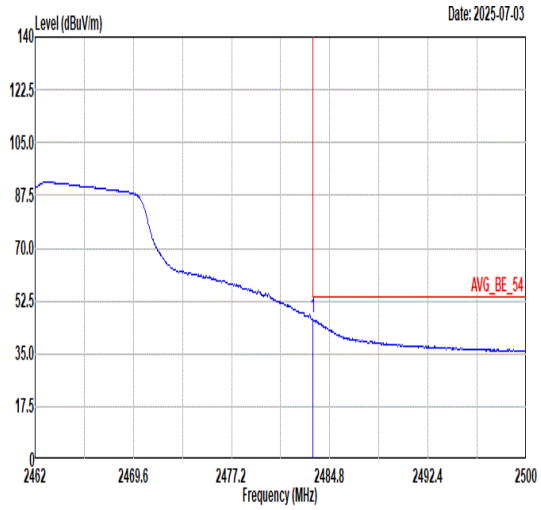 Freq Level Limit Line Margin Read Level Ant Factor Cable Loss Preamp Factor APos TPos Remark MHz dBuV/m dBuV/m dB dBuV dB/m dB dB cm deg 1 2483.51 47.12 54.00 -6.88 42.12 30.63 6.98 32.61 384 151 AVERAGE	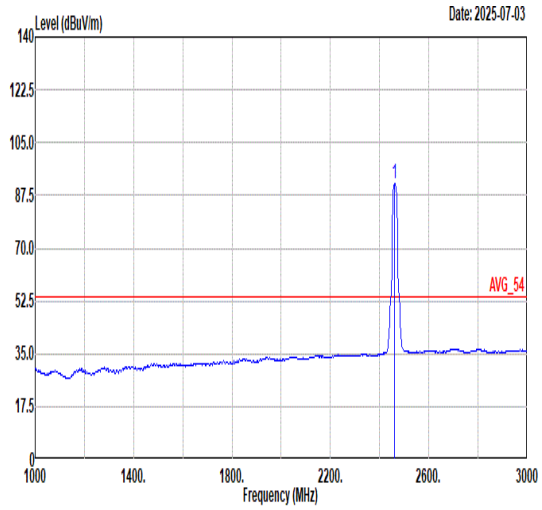 Freq Level Limit Line Margin Read Level Ant Factor Cable Loss Preamp Factor APos TPos Remark MHz dBuV/m dBuV/m dB dBuV dB/m dB dB cm deg 1 2462.00 91.52 ------ ------ 86.51 30.68 6.95 32.62 384 151 AVERAGE

Mode	21	
	Band Edge	
	2400-2483.5_802.11g_CH11_2462MHz+Band13	
ANT	6+0	
Pol.	Vertical	Fundamental
Peak	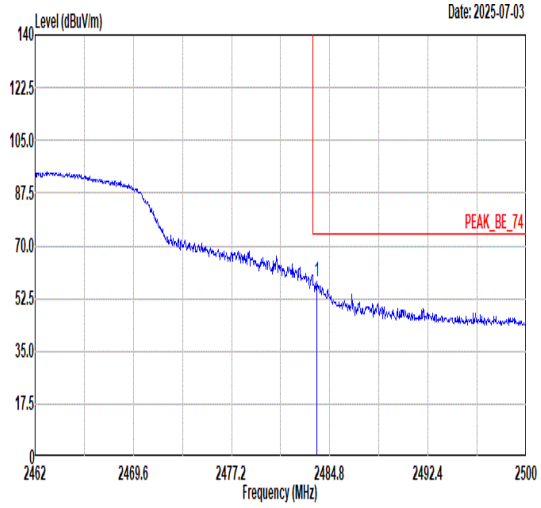 Freq Level Limit Line Margin Read Level Ant Factor Cable Loss Preamp Factor APos TPos Remark MHz dBuV/m dBuV/m dB dBuV dB/m dB dB cm deg 1 2483.81 58.01 74.00 -15.99 53.01 30.63 6.98 32.61 397 94 PEAK	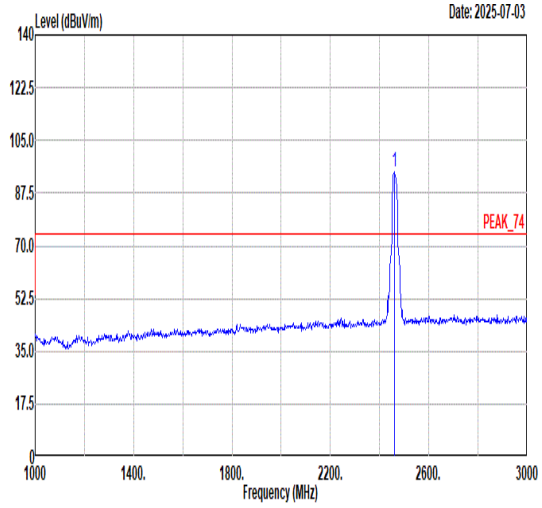 Freq Level Limit Line Margin Read Level Ant Factor Cable Loss Preamp Factor APos TPos Remark MHz dBuV/m dBuV/m dB dBuV dB/m dB dB cm deg 1 2462.00 94.80 ------ ------ 89.79 30.68 6.95 32.62 397 94 PEAK
Avg	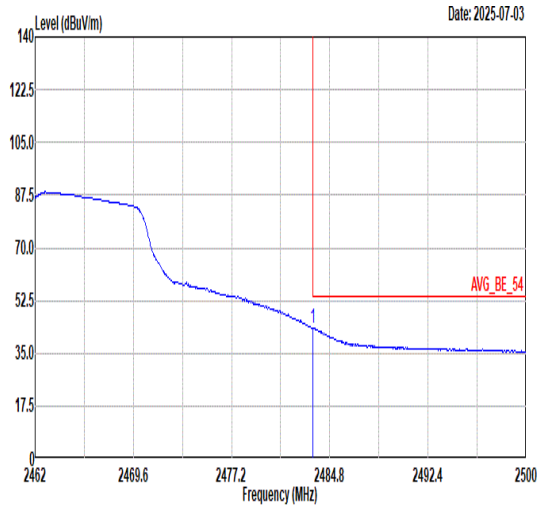 Freq Level Limit Line Margin Read Level Ant Factor Cable Loss Preamp Factor APos TPos Remark MHz dBuV/m dBuV/m dB dBuV dB/m dB dB cm deg 1 2483.51 43.48 54.00 -10.52 38.48 30.63 6.98 32.61 397 94 AVERAGE	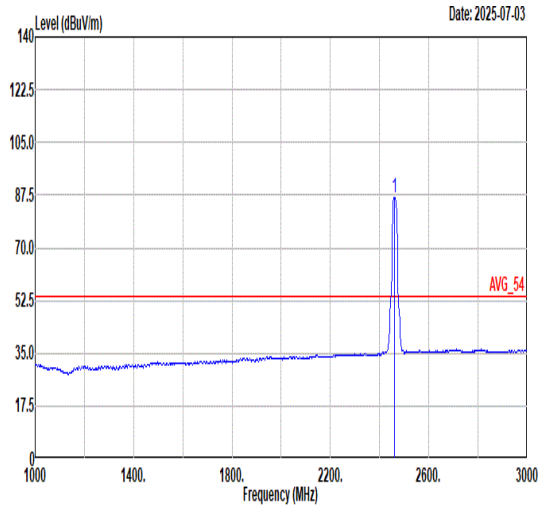 Freq Level Limit Line Margin Read Level Ant Factor Cable Loss Preamp Factor APos TPos Remark MHz dBuV/m dBuV/m dB dBuV dB/m dB dB cm deg 1 2462.00 86.90 ------ ------ 81.89 30.68 6.95 32.62 397 94 AVERAGE

Mode	21	
	Harmonic	
	2400-2483.5_802.11g_CH11_2462MHz+Band13	
ANT	6+0	
Pol.	Horizontal	Vertical
Peak Avg	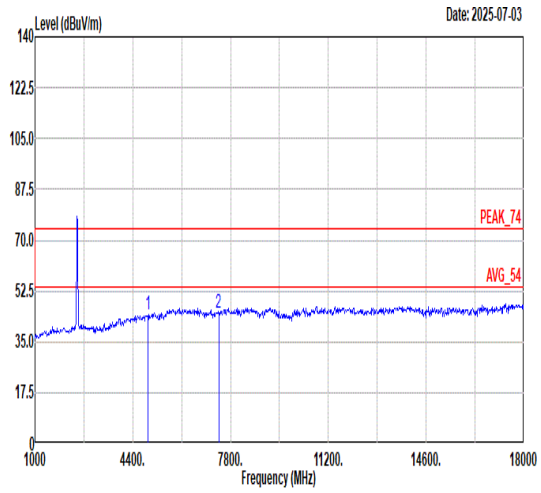 Freq Level Limit Line Margin Read Level Ant Factor Cable Loss Preamp Factor APos TPos Remark MHz dBuV/m dBuV/m dB dBuV dB/m dB dB cm deg 1 4924.00 44.47 74.00 -29.53 51.26 35.54 10.32 52.65 --- --- Peak 2 7386.00 45.14 74.00 -28.86 48.84 36.57 11.98 52.25 --- --- Peak	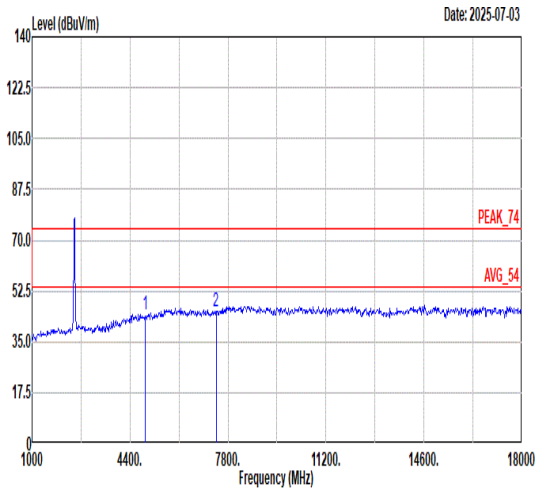 Freq Level Limit Line Margin Read Level Ant Factor Cable Loss Preamp Factor APos TPos Remark MHz dBuV/m dBuV/m dB dBuV dB/m dB dB cm deg 1 4924.00 44.39 74.00 -29.61 51.18 35.54 10.32 52.65 --- --- Peak 2 7386.00 45.45 74.00 -28.55 49.15 36.57 11.98 52.25 --- --- Peak

Remark: All signals exceeding the limit are fundamental frequency signals and can be ignored.

Appendix D. Duty Cycle Plots

Band	Duty Cycle(%)	T(ms)	1/T(kHz)	VBW Setting
802.11b	100	-	-	10Hz
802.11g	97.21	1.395	0.717	1KHz
802.11ac VHT20	97.04	1.31	0.763	1KHz
802.11ac VHT40	94.48	0.65	1.538	3KHz

802.11b

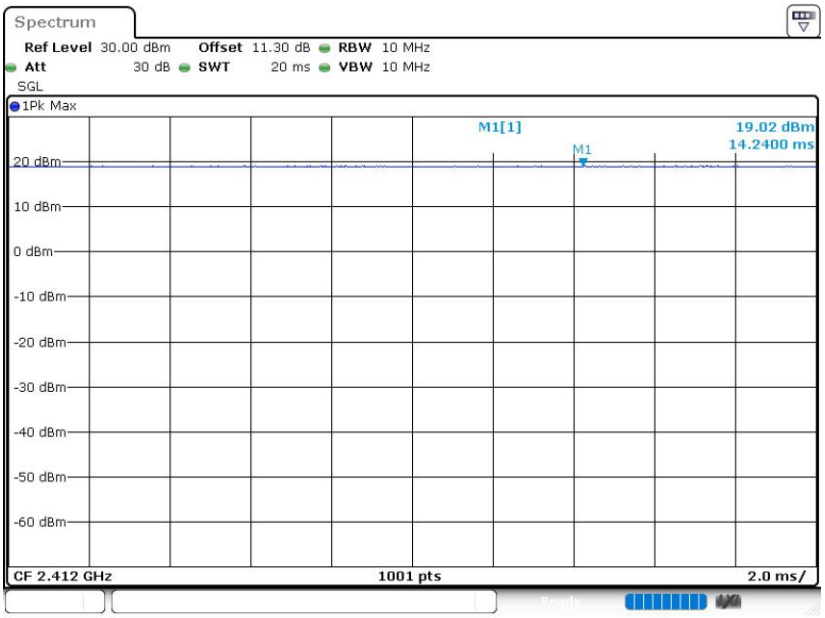

802.11g

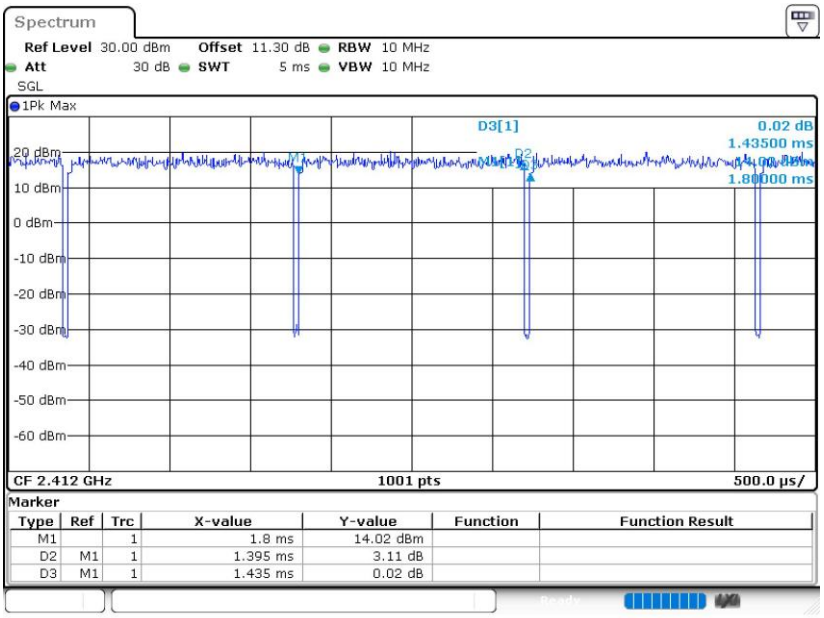

802.11ac VHT20

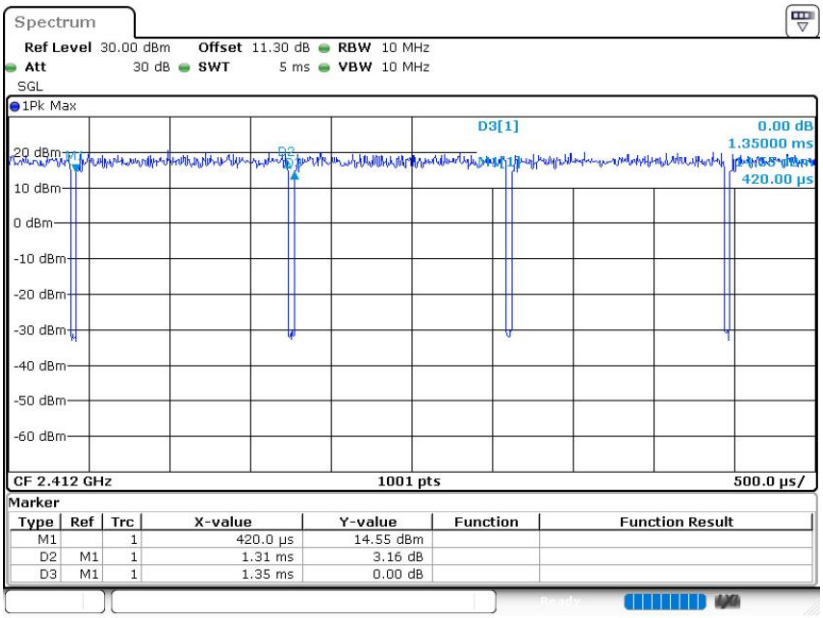
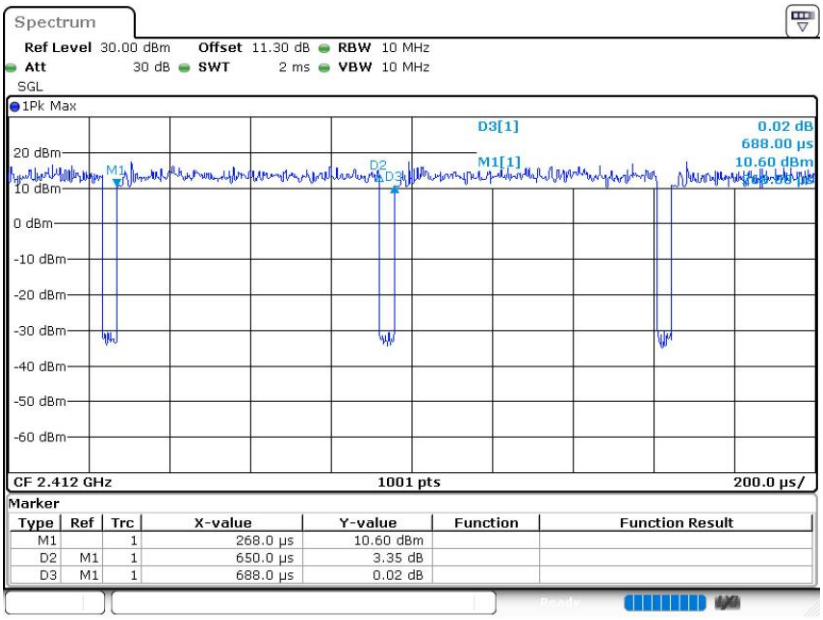
802.11ac VHT40