Mode	53	
	Band Edge	
	U-NII-2C_5.47-5.725_802.11n HT20_CH100_Full RU_5500MHz	
ANT	9	
Pol.	Horizontal	Fundamental
Peak	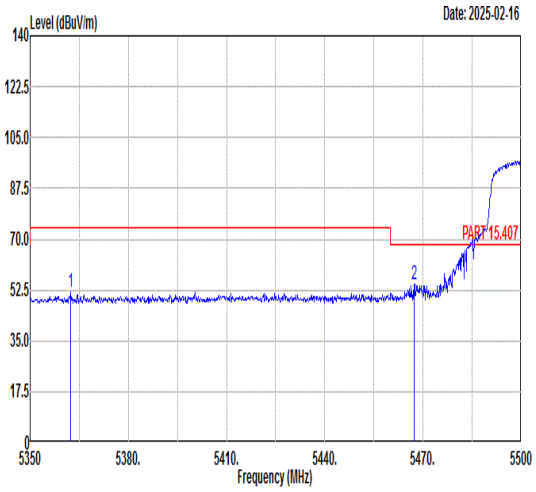 Freq Level Limit Line Margin (dB) Read Level Ant Factor Cable Loss Preamp Factor APos TPos Remark MHz dBuV/m dBuV/m dBuV dB/m dB dB cm deg 1 5362.45 51.76 74.00 -22.24 39.35 36.41 9.43 33.43 400 82 PEAK 2 5467.30 54.29 68.30 -14.01 41.68 36.33 9.69 33.41 400 82 PEAK	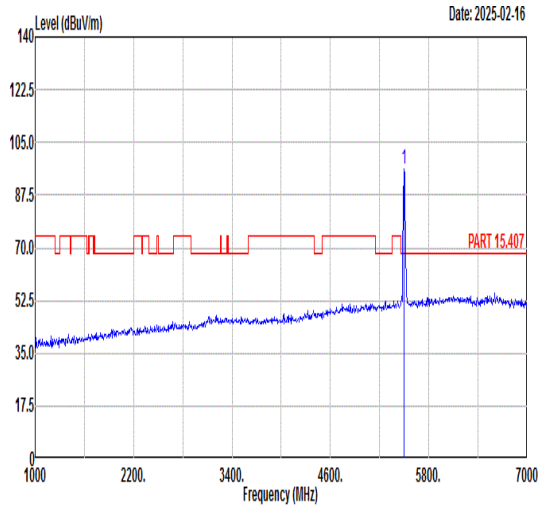 Freq Level Limit Line Margin (dB) Read Level Ant Factor Cable Loss Preamp Factor APos TPos Remark MHz dBuV/m dBuV/m dBuV dB/m dB dB cm deg 1 5500.00 96.34 ------ ------ 83.73 36.30 9.71 33.40 400 82 PEAK
Avg	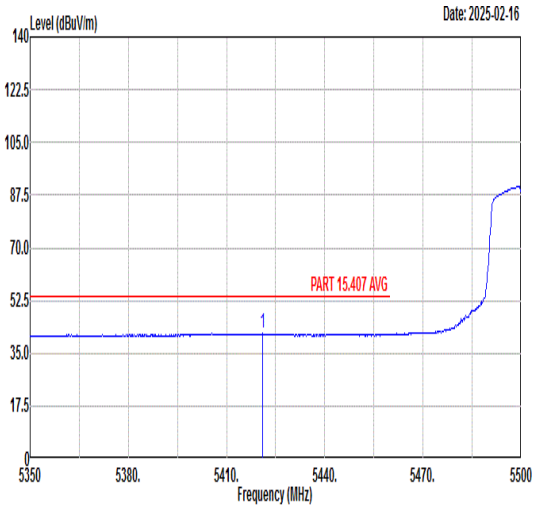 Freq Level Limit Line Margin (dB) Read Level Ant Factor Cable Loss Preamp Factor APos TPos Remark MHz dBuV/m dBuV/m dBuV dB/m dB dB cm deg 1 5421.10 41.53 54.00 -12.47 28.92 36.36 9.67 33.42 400 82 AVERAGE	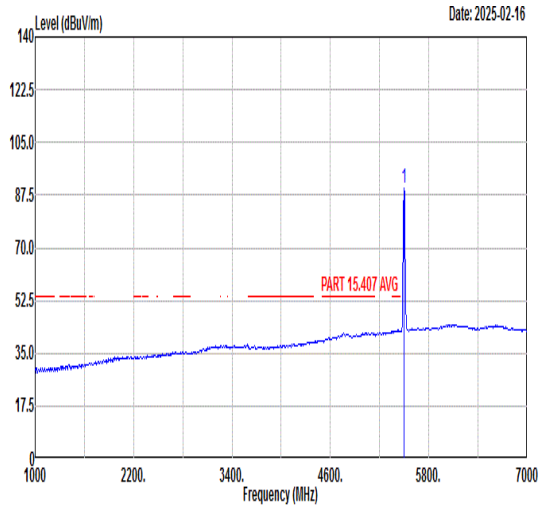 Freq Level Limit Line Margin (dB) Read Level Ant Factor Cable Loss Preamp Factor APos TPos Remark MHz dBuV/m dBuV/m dBuV dB/m dB dB cm deg 1 5500.00 90.02 ------ ------ 77.41 36.30 9.71 33.40 400 82 AVERAGE

Mode	53	
	Band Edge	
	U-NII-2C_5.47-5.725_802.11n HT20_CH100_Full RU_5500MHz	
ANT	9	
Pol.	Vertical	Fundamental
Peak	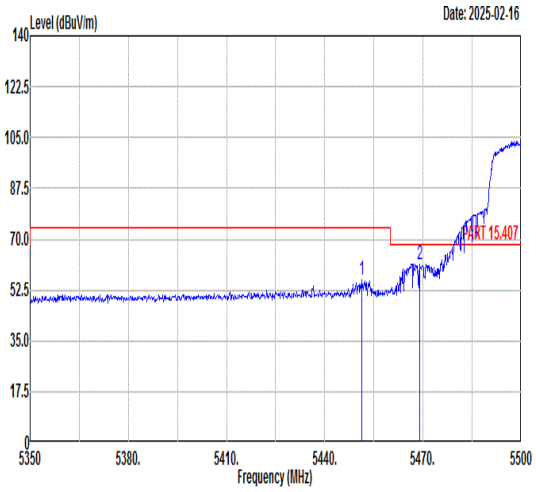 Freq Level Limit Line Margin (dB) Read Level Ant Factor Cable Loss Preamp Factor APos TPos Remark 1 5451.25 55.85 74.00 -18.15 43.24 36.34 9.68 33.41 314 0 PEAK 2 5469.10 61.45 68.30 -6.85 48.85 36.32 9.69 33.41 314 0 PEAK	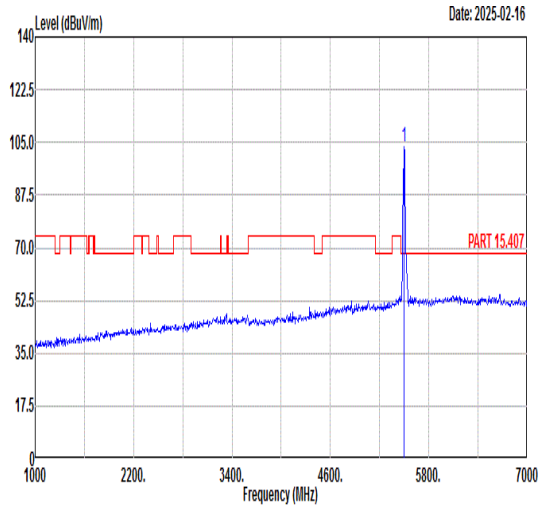 Freq Level Limit Line Margin (dB) Read Level Ant Factor Cable Loss Preamp Factor APos TPos Remark 1 5500.00 103.51 ------ ------ 90.90 36.30 9.71 33.40 314 0 PEAK
Avg	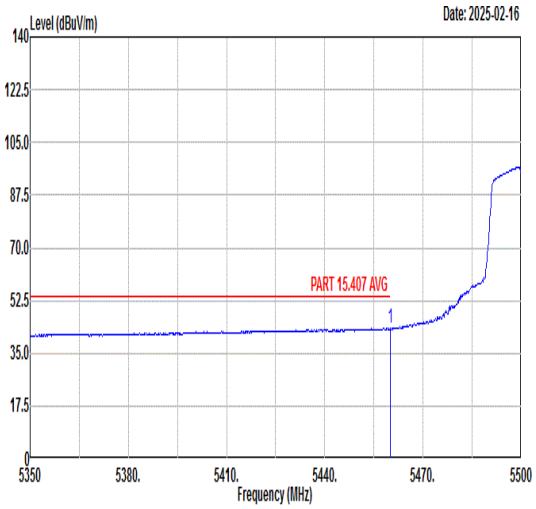 Freq Level Limit Line Margin (dB) Read Level Ant Factor Cable Loss Preamp Factor APos TPos Remark 1 5459.95 43.27 54.00 -10.73 30.66 36.33 9.69 33.41 314 0 AVERAGE	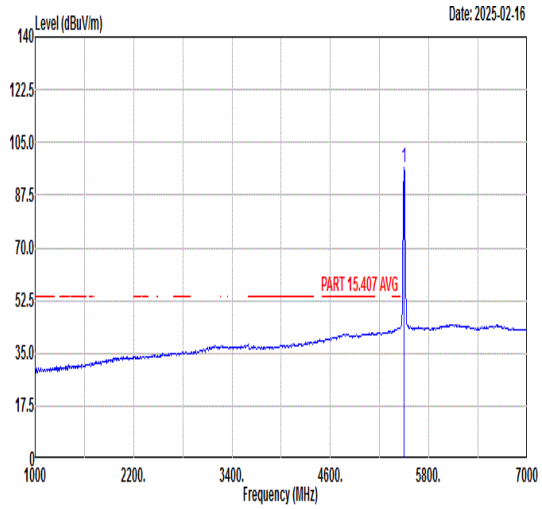 Freq Level Limit Line Margin (dB) Read Level Ant Factor Cable Loss Preamp Factor APos TPos Remark 1 5500.00 96.59 ------ ------ 83.98 36.30 9.71 33.40 314 0 AVERAGE

Mode	53	
	Harmonic	
	U-NII-2C_5.47-5.725_802.11n HT20_CH100_Full RU_5500MHz	
ANT	9	
Pol.	Horizontal	Vertical
Peak Avg	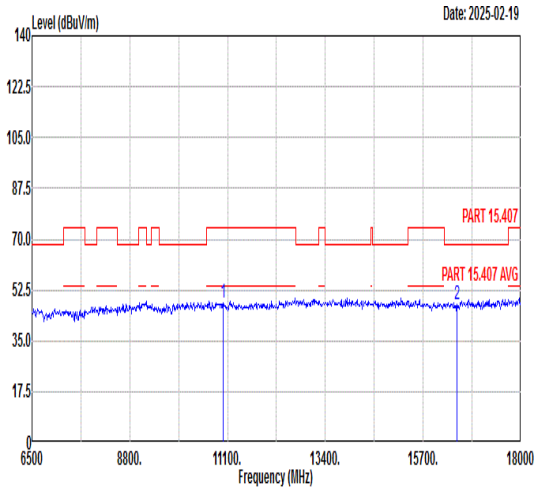 Freq Level Limit Line Margin Read Level Ant Factor Cable Loss Preamp Factor APos TPos Remark MHz dBuV/m dBuV/m dB dBuV dB/m dB dB cm deg 1 11000.00 47.87 74.00 -26.13 60.25 38.60 12.52 63.50 --- --- Peak 2 16500.00 47.37 68.30 -20.93 55.00 41.95 15.17 64.75 --- --- Peak	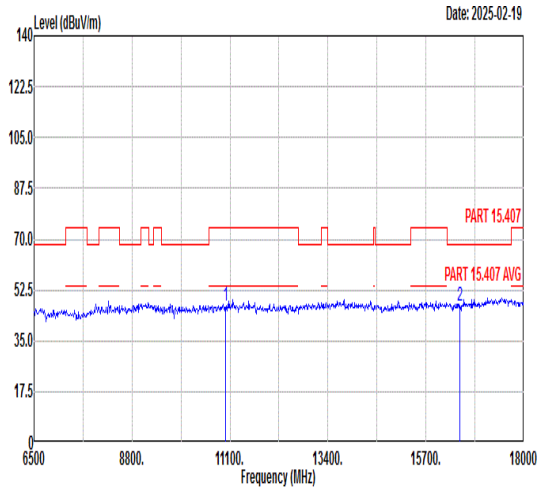 Freq Level Limit Line Margin Read Level Ant Factor Cable Loss Preamp Factor APos TPos Remark MHz dBuV/m dBuV/m dB dBuV dB/m dB dB cm deg 1 11000.00 47.16 74.00 -26.84 59.54 38.60 12.52 63.50 --- --- Peak 2 16500.00 47.05 68.30 -21.25 54.68 41.95 15.17 64.75 --- --- Peak

Mode	54	
	Harmonic	
	U-NII-2C_5.47-5.725_802.11n HT20_CH116_Full RU_5580MHz	
ANT	9	
Pol.	Horizontal	Vertical
Peak Avg	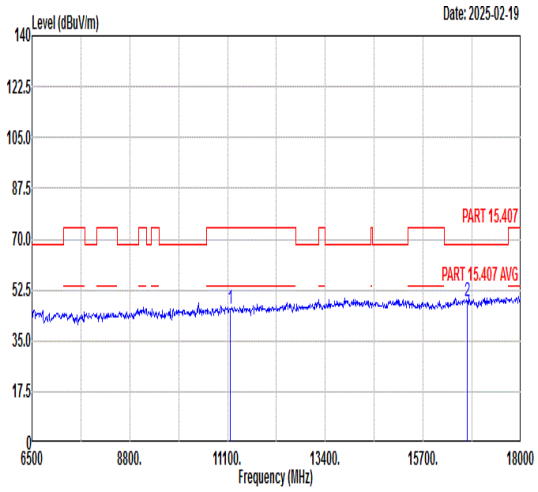 Freq Level Limit Line Margin Read Level Ant Factor Cable Loss Preamp Factor APos TPos Remark MHz dBuV/m dBuV/m dB dBuV dB/m dB dB cm deg 1 11160.00 46.02 74.00 -27.98 58.20 38.79 12.64 63.61 --- --- Peak 2 16740.00 48.65 68.30 -19.65 55.95 42.12 15.35 64.77 --- --- Peak	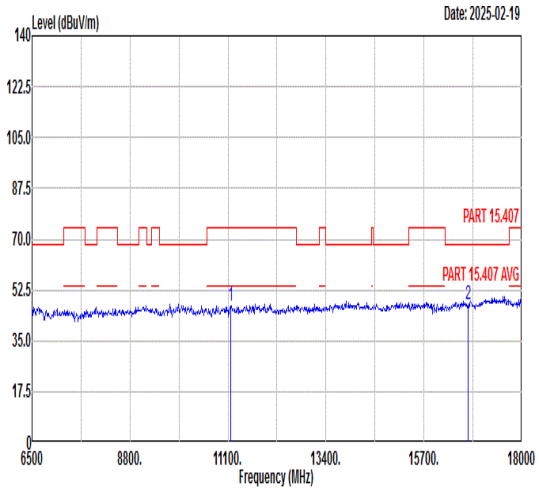 Freq Level Limit Line Margin Read Level Ant Factor Cable Loss Preamp Factor APos TPos Remark MHz dBuV/m dBuV/m dB dBuV dB/m dB dB cm deg 1 11160.00 47.15 74.00 -26.85 59.33 38.79 12.64 63.61 --- --- Peak 2 16740.00 47.46 68.30 -20.84 54.76 42.12 15.35 64.77 --- --- Peak

Mode	55	
	Band Edge	
	U-NII-2C_5.47-5.725_802.11n HT20_CH140_Full RU_5700MHz	
ANT	9	
Pol.	Horizontal	Fundamental
Peak	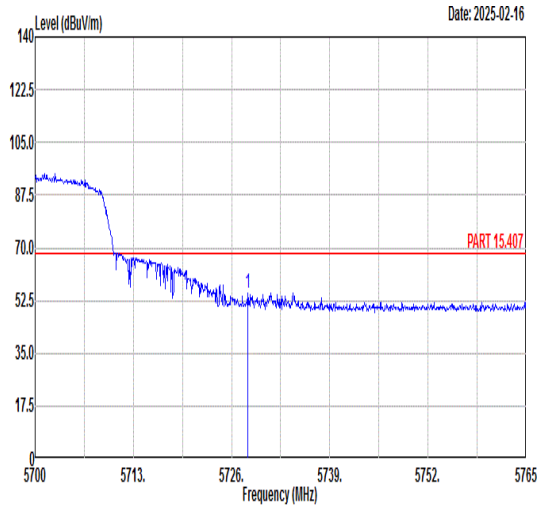 Freq Level Limit Line Margin (dB) Read Level Ant Factor Cable Loss Preamp Factor APos TPos Remark MHz dBuV/m dBuV/m dBuV dB/m dB dB cm deg 1 5728.15 55.02 68.30 -13.28 41.91 36.53 10.03 33.45 400 105 PEAK	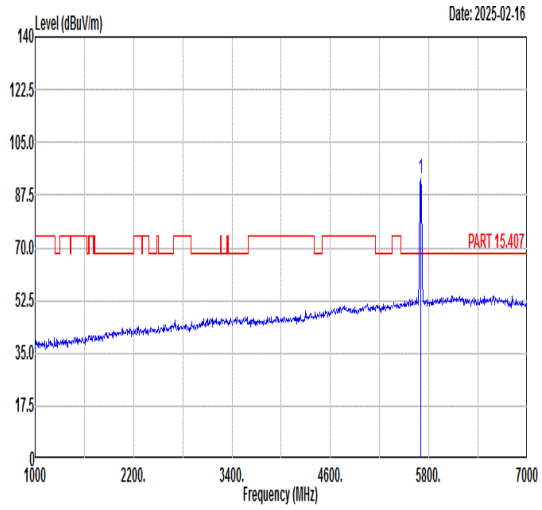 Freq Level Limit Line Margin (dB) Read Level Ant Factor Cable Loss Preamp Factor APos TPos Remark MHz dBuV/m dBuV/m dBuV dB/m dB dB cm deg 1 5700.00 92.97 ------ ------ 79.95 36.50 9.96 33.44 400 105 PEAK
Avg	Blank	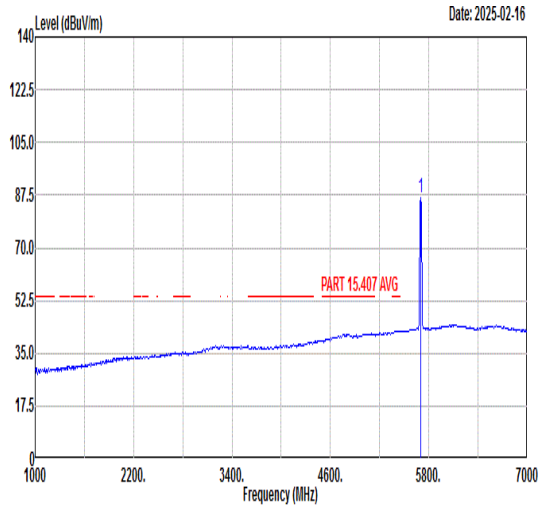 Freq Level Limit Line Margin (dB) Read Level Ant Factor Cable Loss Preamp Factor APos TPos Remark MHz dBuV/m dBuV/m dBuV dB/m dB dB cm deg 1 5700.00 86.73 ------ ------ 73.71 36.50 9.96 33.44 400 105 AVERAGE

Mode	55	
	Band Edge	
	U-NII-2C_5.47-5.725_802.11n HT20_CH140_Full RU_5700MHz	
ANT	9	
Pol.	Vertical	Fundamental
Peak	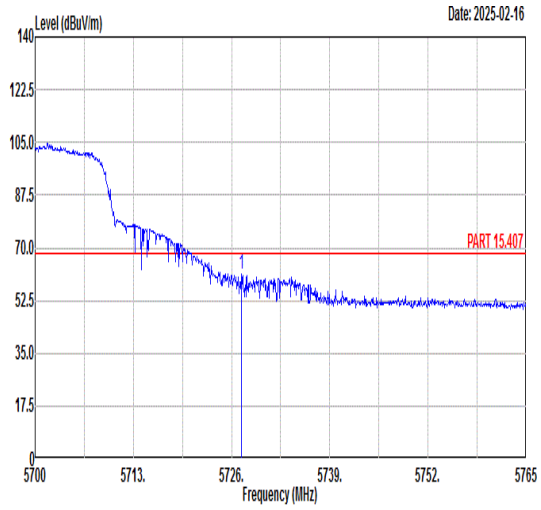 Freq Level Limit Line Margin (dB) Read Level Ant Factor Cable Loss Preamp Factor APos TPos Remark MHz dBuV/m dBuV/m dBuV dB/m dB dB cm deg 1 5727.30 61.42 68.30 -6.88 48.32 36.53 10.02 33.45 212 0 PEAK	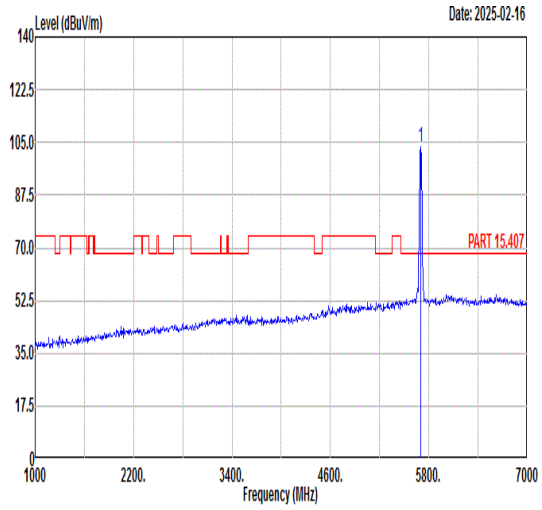 Freq Level Limit Line Margin (dB) Read Level Ant Factor Cable Loss Preamp Factor APos TPos Remark MHz dBuV/m dBuV/m dBuV dB/m dB dB cm deg 1 5700.00 103.42 ------ ------ 90.40 36.50 9.96 33.44 212 0 PEAK
Avg	Blank	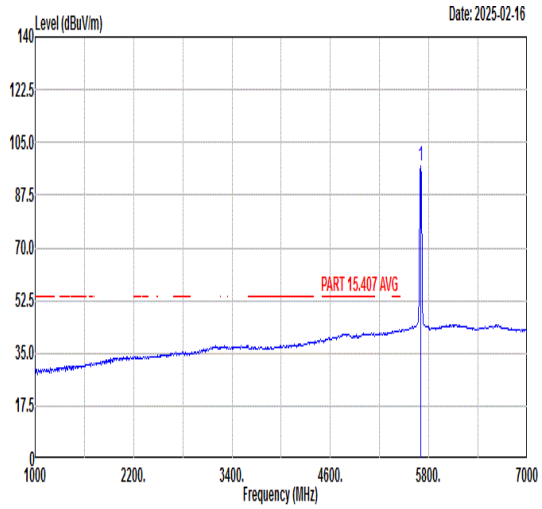 Freq Level Limit Line Margin (dB) Read Level Ant Factor Cable Loss Preamp Factor APos TPos Remark MHz dBuV/m dBuV/m dBuV dB/m dB dB cm deg 1 5700.00 97.01 ------ ------ 83.99 36.50 9.96 33.44 212 0 AVERAGE

Mode	55	
	Harmonic	
	U-NII-2C_5.47-5.725_802.11n HT20_CH140_Full RU_5700MHz	
ANT	9	
Pol.	Horizontal	Vertical
Peak Avg	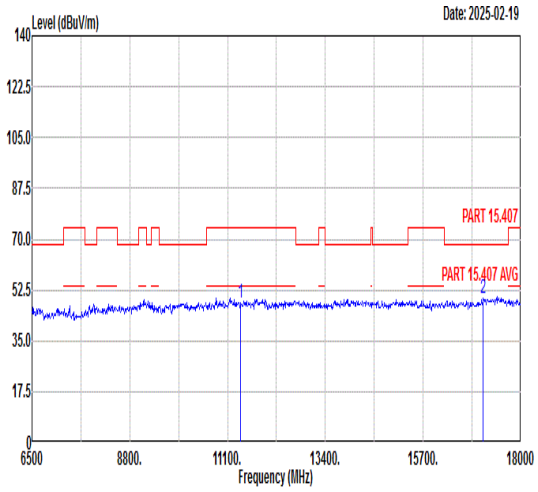 Freq Level Limit Line Margin Read Level Ant Factor Cable Loss Preamp Factor APos TPos Remark MHz dBuV/m dBuV/m dB dBuV dB/m dB dB cm deg 1 11400.00 47.96 74.00 -26.04 59.85 39.08 12.81 63.78 --- --- Peak 2 17100.00 49.70 68.30 -18.60 56.58 42.41 15.62 64.91 --- --- Peak	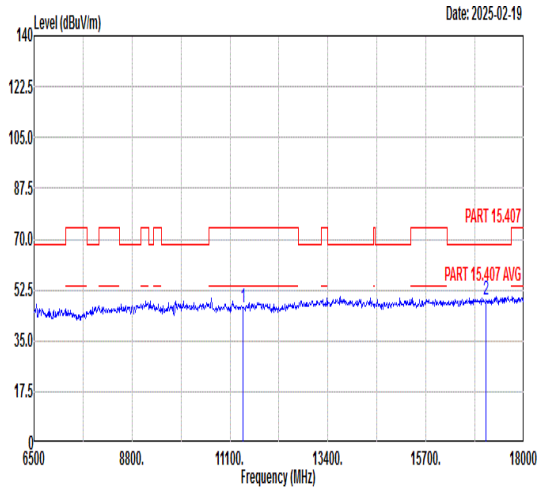 Freq Level Limit Line Margin Read Level Ant Factor Cable Loss Preamp Factor APos TPos Remark MHz dBuV/m dBuV/m dB dBuV dB/m dB dB cm deg 1 11400.00 46.52 74.00 -27.48 58.41 39.08 12.81 63.78 --- --- Peak 2 17100.00 49.23 68.30 -19.07 56.11 42.41 15.62 64.91 --- --- Peak

Mode	56	
	Band Edge - L	
	U-NII-1_5.15-5.25_802.11n HT40_CH38_Full RU_5190MHz	
ANT	9	
Pol.	Horizontal	Fundamental
Peak	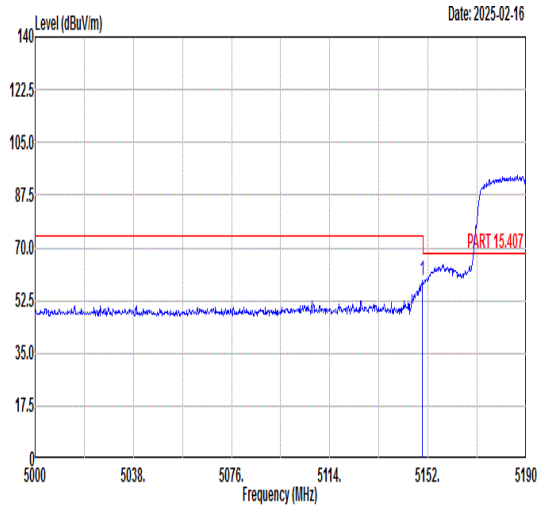 Freq Level Limit Line Margin (dB) Read Level Ant Factor Cable Loss Preamp Factor APos TPos Remark 1 5149.91 59.00 74.00 -15.00 47.35 36.58 8.54 33.47 400 73 PEAK	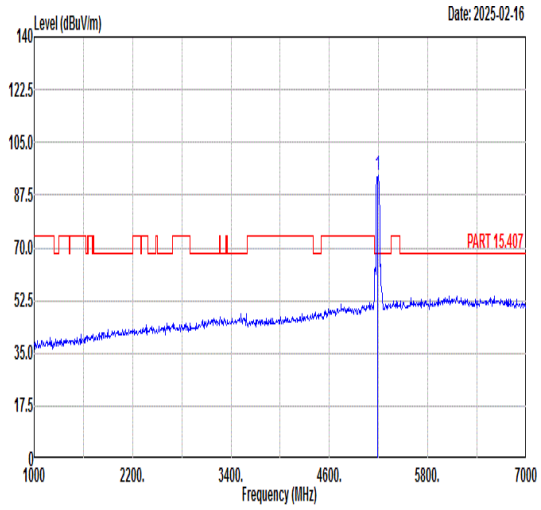 Freq Level Limit Line Margin (dB) Read Level Ant Factor Cable Loss Preamp Factor APos TPos Remark 1 5190.00 93.86 ------ ------ 82.16 36.54 8.62 33.46 400 73 PEAK
Avg	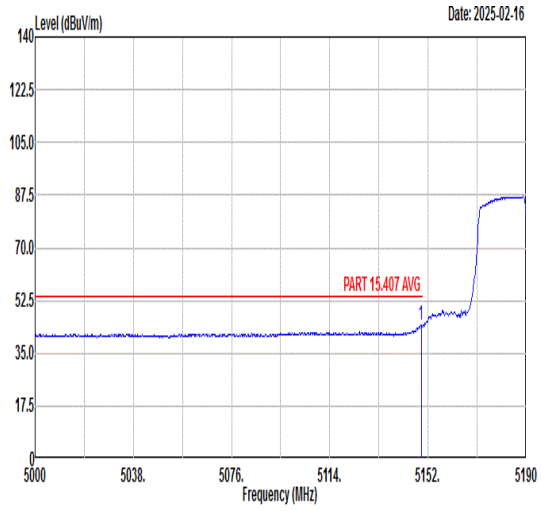 Freq Level Limit Line Margin (dB) Read Level Ant Factor Cable Loss Preamp Factor APos TPos Remark 1 5149.34 44.38 54.00 -9.62 32.74 36.58 8.53 33.47 400 73 AVERAGE	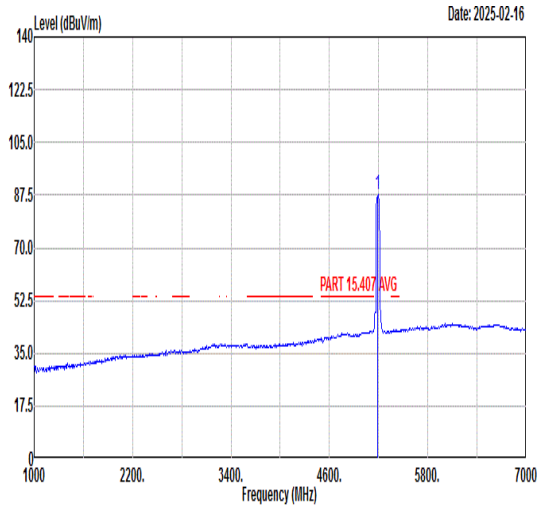 Freq Level Limit Line Margin (dB) Read Level Ant Factor Cable Loss Preamp Factor APos TPos Remark 1 5190.00 87.49 ------ ------ 75.79 36.54 8.62 33.46 400 73 AVERAGE

Mode	56	
	Band Edge - R	
	U-NII-1_5.15-5.25_802.11n HT40_CH38_Full RU_5190MHz	
ANT	9	
Pol.	Horizontal	Fundamental
Peak	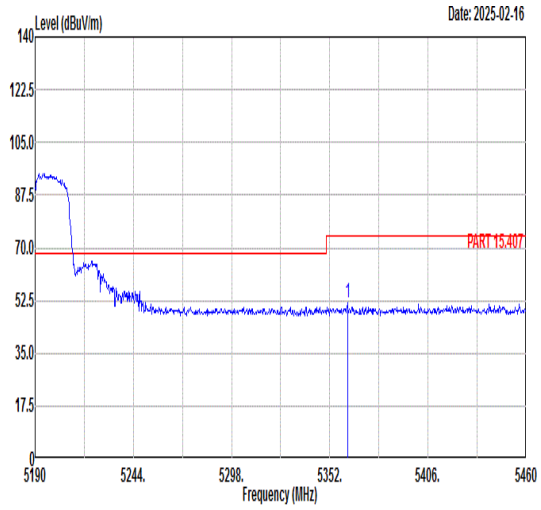 Freq Level Limit Line Margin (dB) Read Level Ant Factor Cable Loss Preamp Factor APos TPos Remark MHz dBuV/m dBuV/m dBuV dB/m dB dB cm deg 1 5361.72 51.70 74.00 -22.30 39.29 36.41 9.43 33.43 400 73 PEAK	Blank
Avg	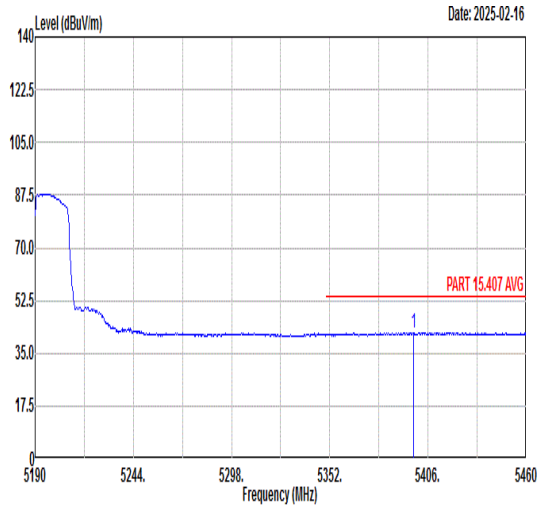 Freq Level Limit Line Margin (dB) Read Level Ant Factor Cable Loss Preamp Factor APos TPos Remark MHz dBuV/m dBuV/m dBuV dB/m dB dB cm deg 1 5397.90 41.97 54.00 -12.03 29.40 36.38 9.61 33.42 400 73 AVERAGE	Blank

Mode	56	
	Band Edge - L	
	U-NII-1_5.15-5.25_802.11n HT40_CH38_Full RU_5190MHz	
ANT	9	
Pol.	Vertical	Fundamental
Peak	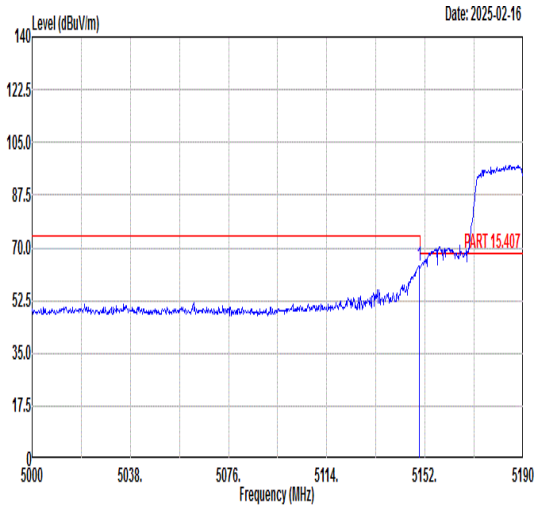 Freq Level Limit Line Margin (dB) Read Level Ant Factor Cable Loss Preamp Factor APos TPos Remark 1 5149.72 64.10 74.00 -9.90 52.45 36.58 8.54 33.47 394 360 PEAK	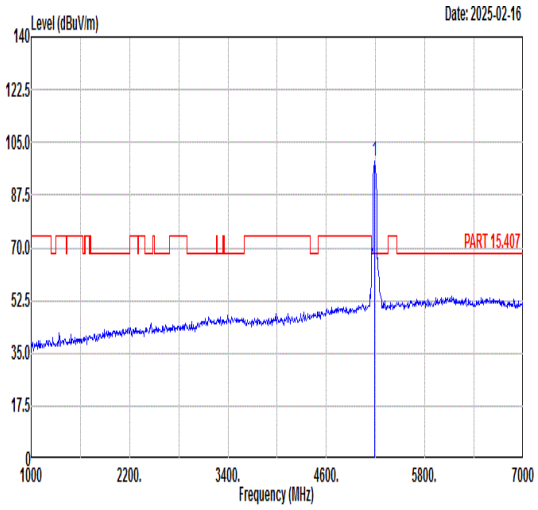 Freq Level Limit Line Margin (dB) Read Level Ant Factor Cable Loss Preamp Factor APos TPos Remark 1 5190.00 98.60 ------ ------ 86.90 36.55 8.61 33.46 394 360 PEAK
Avg	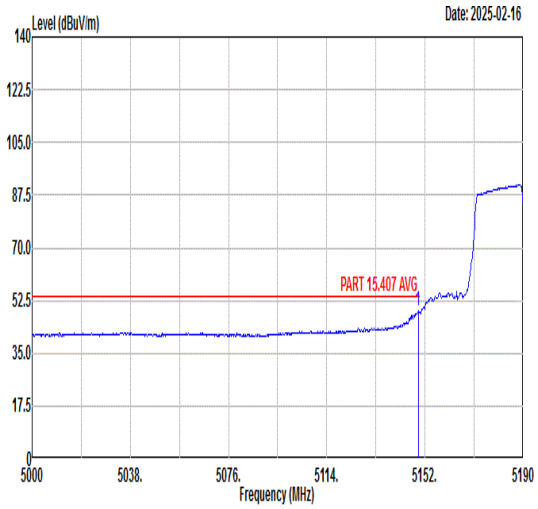 Freq Level Limit Line Margin (dB) Read Level Ant Factor Cable Loss Preamp Factor APos TPos Remark 1 5149.34 48.90 54.00 -5.10 37.26 36.58 8.53 33.47 394 360 AVERAGE	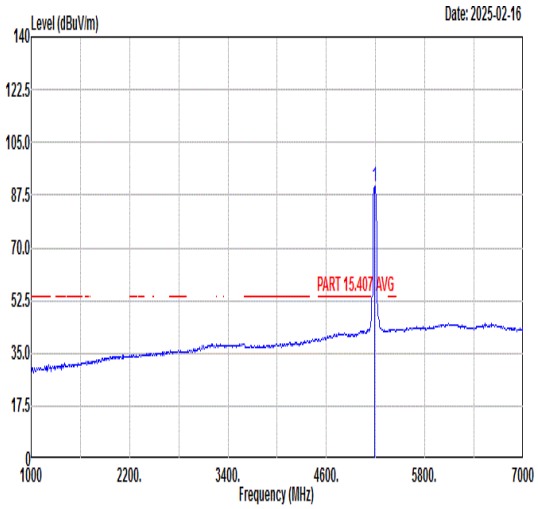 Freq Level Limit Line Margin (dB) Read Level Ant Factor Cable Loss Preamp Factor APos TPos Remark 1 5190.00 90.58 ------ ------ 78.88 36.55 8.61 33.46 394 360 AVERAGE

Mode	56	
	Band Edge - R	
	U-NII-1_5.15-5.25_802.11n HT40_CH38_Full RU_5190MHz	
ANT	9	
Pol.	Vertical	Fundamental
Peak	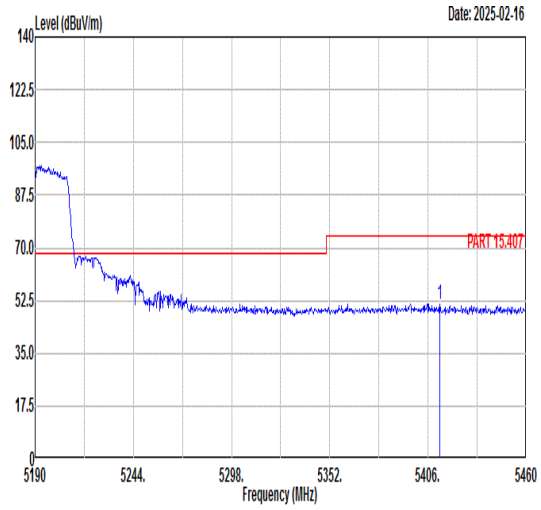 Freq Level Limit Line Margin (dB) Read Level Ant Factor Cable Loss Preamp Factor APos TPos Remark MHz dBuV/m dBuV/m dBuV dB/m dB dB cm deg 1 5412.48 51.45 74.00 -22.55 38.84 36.37 9.66 33.42 394 360 PEAK	Blank
Avg	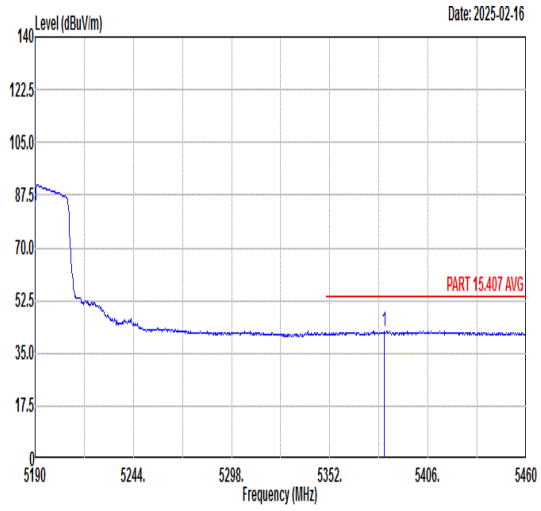 Freq Level Limit Line Margin (dB) Read Level Ant Factor Cable Loss Preamp Factor APos TPos Remark MHz dBuV/m dBuV/m dBuV dB/m dB dB cm deg 1 5381.97 42.38 54.00 -11.62 29.88 36.39 9.53 33.42 394 360 AVERAGE	Blank

Mode	57	
	Band Edge - L	
	U-NII-1_5.15-5.25_802.11n HT40_CH46_Full RU_5230MHz	
ANT	9	
Pol.	Horizontal	Fundamental
Peak	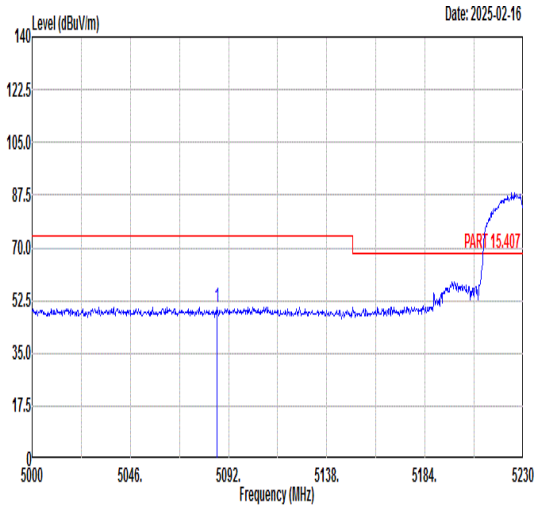 Freq Level Limit Line Margin (dB) Read Level Ant Factor Cable Loss Preamp Factor APos TPos Remark MHz dBuV/m dBuV/m dBuV dB/m dB dB cm deg 1 5086.71 50.39 74.00 -23.61 38.82 36.63 8.42 33.48 300 1 PEAK	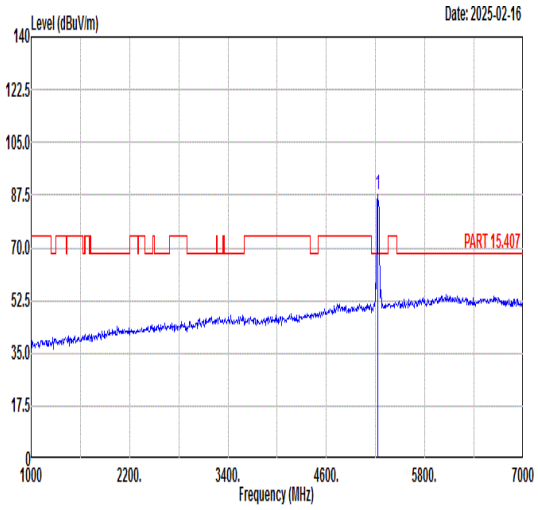 Freq Level Limit Line Margin (dB) Read Level Ant Factor Cable Loss Preamp Factor APos TPos Remark MHz dBuV/m dBuV/m dBuV dB/m dB dB cm deg 1 5230.00 87.49 ------ ------ 75.68 36.52 8.74 33.45 300 1 PEAK
Avg	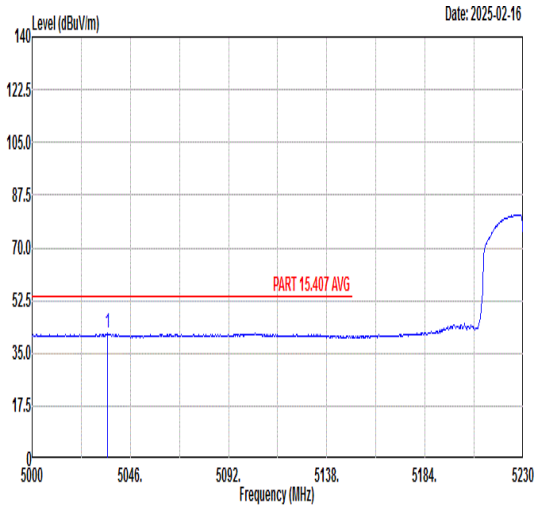 Freq Level Limit Line Margin (dB) Read Level Ant Factor Cable Loss Preamp Factor APos TPos Remark MHz dBuV/m dBuV/m dBuV dB/m dB dB cm deg 1 5035.42 41.67 54.00 -12.33 30.17 36.67 8.32 33.49 300 1 AVERAGE	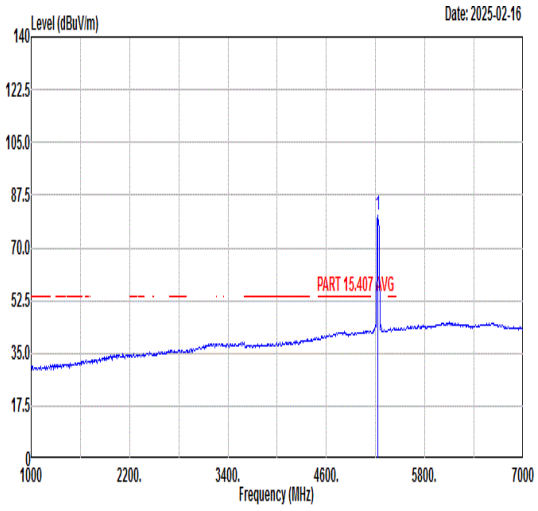 Freq Level Limit Line Margin (dB) Read Level Ant Factor Cable Loss Preamp Factor APos TPos Remark MHz dBuV/m dBuV/m dBuV dB/m dB dB cm deg 1 5230.00 80.61 ------ ------ 68.80 36.52 8.74 33.45 300 1 AVERAGE

Mode	57	
	Band Edge - R	
	U-NII-1_5.15-5.25_802.11n HT40_CH46_Full RU_5230MHz	
ANT	9	
Pol.	Horizontal	Fundamental
Peak	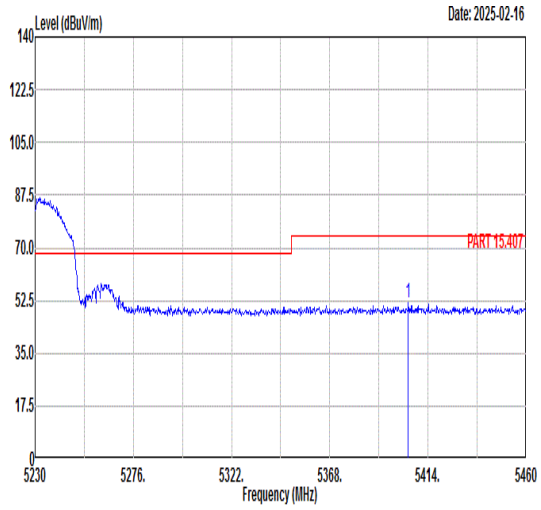 Freq Level Limit Line Margin (dB) Read Level Ant Factor Cable Loss Preamp Factor APos TPos Remark MHz dBuV/m dBuV/m dBuV dB/m dB dB cm deg 1 5404.80 51.63 74.00 -22.37 39.02 36.38 9.65 33.42 300 1 PEAK	Blank
Avg	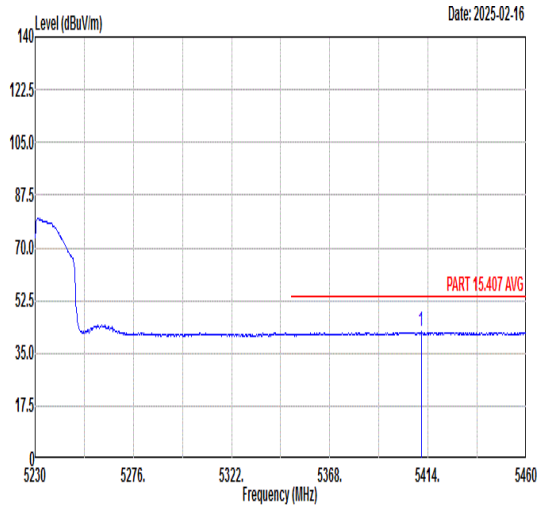 Freq Level Limit Line Margin (dB) Read Level Ant Factor Cable Loss Preamp Factor APos TPos Remark MHz dBuV/m dBuV/m dBuV dB/m dB dB cm deg 1 5410.78 42.09 54.00 -11.91 29.48 36.37 9.66 33.42 300 1 AVERAGE	Blank

Mode	57	
	Band Edge - L	
	U-NII-1_5.15-5.25_802.11n HT40_CH46_Full RU_5230MHz	
ANT	9	
Pol.	Vertical	Fundamental
Peak	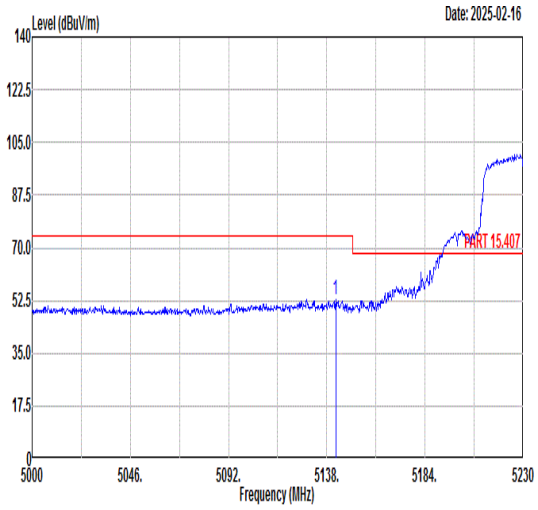 Freq Level Limit Line Margin (dB) Read Level Ant Factor Cable Loss Preamp Factor APos TPos Remark MHz dBuV/m dBuV/m dBuV dB/m dB dB cm deg 1 5142.14 52.89 74.00 -21.11 41.25 36.59 8.52 33.47 400 20 PEAK	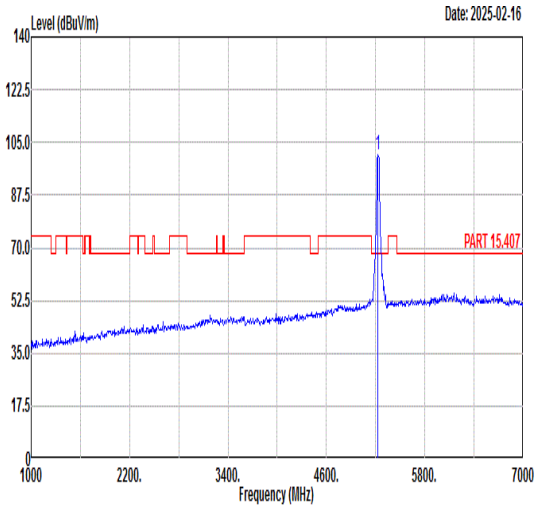 Freq Level Limit Line Margin (dB) Read Level Ant Factor Cable Loss Preamp Factor APos TPos Remark MHz dBuV/m dBuV/m dBuV dB/m dB dB cm deg 1 5230.00 100.71 ------ ------ 88.90 36.52 8.74 33.45 400 20 PEAK
Avg	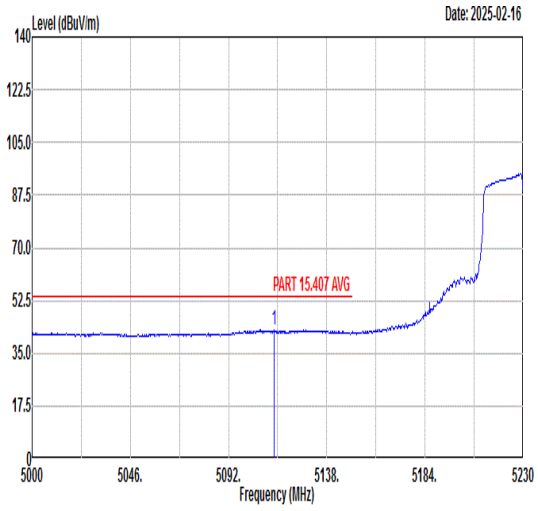 Freq Level Limit Line Margin (dB) Read Level Ant Factor Cable Loss Preamp Factor APos TPos Remark MHz dBuV/m dBuV/m dBuV dB/m dB dB cm deg 1 5113.39 42.68 54.00 -11.32 31.08 36.61 8.47 33.48 400 20 AVERAGE	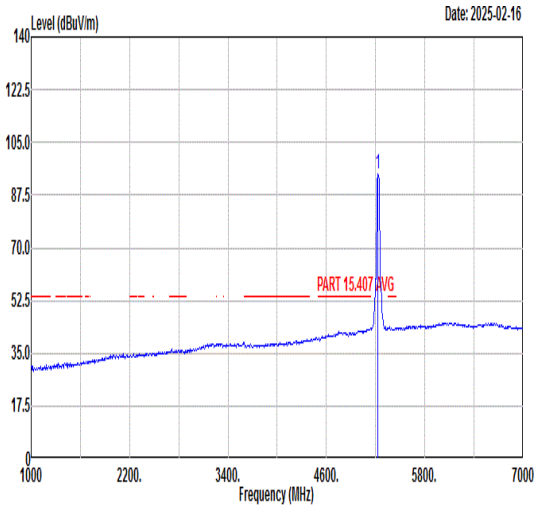 Freq Level Limit Line Margin (dB) Read Level Ant Factor Cable Loss Preamp Factor APos TPos Remark MHz dBuV/m dBuV/m dBuV dB/m dB dB cm deg 1 5230.00 94.58 ------ ------ 82.77 36.52 8.74 33.45 400 20 AVERAGE

Mode	57	
	Band Edge - R	
	U-NII-1_5.15-5.25_802.11n HT40_CH46_Full RU_5230MHz	
ANT	9	
Pol.	Vertical	Fundamental
Peak	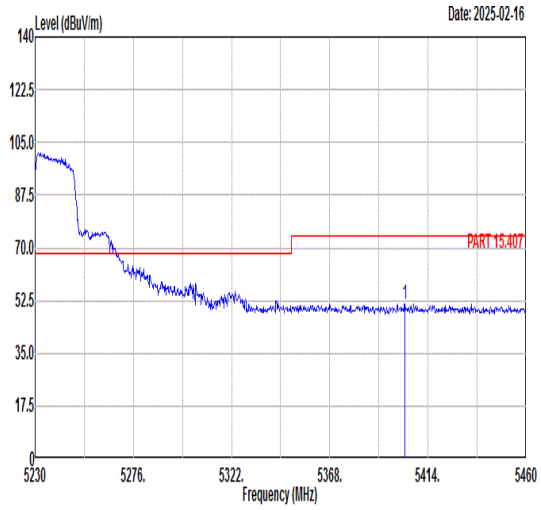 Freq Level Limit Line Margin (dB) Read Level Ant Factor Cable Loss Preamp Factor APos TPos Remark MHz dBuV/m dBuV/m dBuV dB/m dB dB cm deg 1 5403.19 51.40 74.00 -22.60 38.80 36.38 9.64 33.42 400 20 PEAK	Blank
Avg	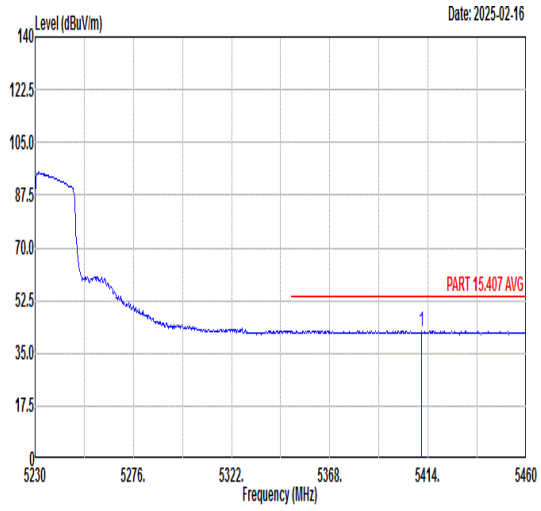 Freq Level Limit Line Margin (dB) Read Level Ant Factor Cable Loss Preamp Factor APos TPos Remark MHz dBuV/m dBuV/m dBuV dB/m dB dB cm deg 1 5411.01 42.39 54.00 -11.61 29.78 36.37 9.66 33.42 400 20 AVERAGE	Blank

Mode	58	
	Band Edge - L	
	U-NII-2A_5.25-5.35_802.11n HT40_CH54_Full RU_5270MHz	
ANT	9	
Pol.	Horizontal	Fundamental
Peak	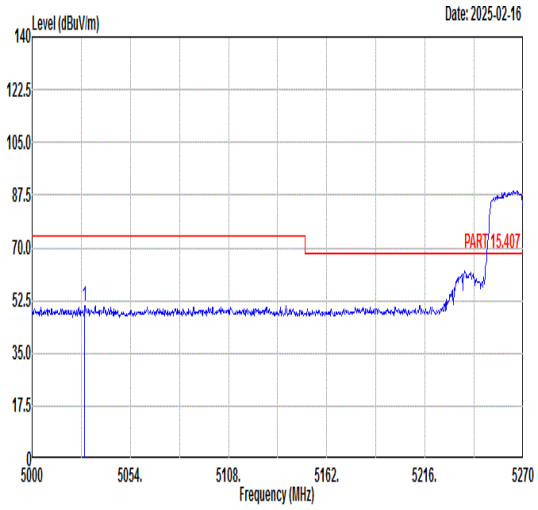 Freq Level Limit Line Margin (dB) Read Level Ant Factor Cable Loss Preamp Factor APos TPos Remark MHz dBuV/m dBuV/m dBuV dB/m dB dB cm deg 1 5028.89 50.77 74.00 -23.23 39.27 36.68 8.31 33.49 400 311 PEAK	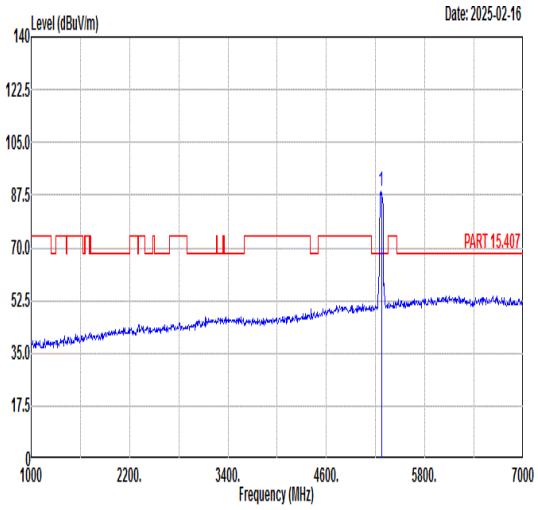 Freq Level Limit Line Margin (dB) Read Level Ant Factor Cable Loss Preamp Factor APos TPos Remark MHz dBuV/m dBuV/m dBuV dB/m dB dB cm deg 1 5270.00 88.52 ------ ------ 76.55 36.49 8.93 33.45 400 311 PEAK
Avg	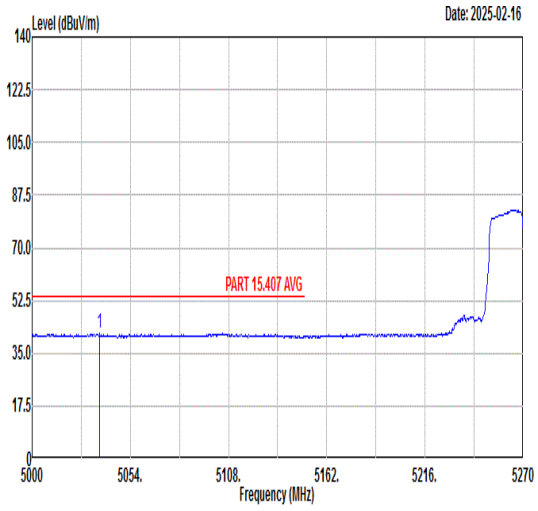 Freq Level Limit Line Margin (dB) Read Level Ant Factor Cable Loss Preamp Factor APos TPos Remark MHz dBuV/m dBuV/m dBuV dB/m dB dB cm deg 1 5037.26 41.52 54.00 -12.48 30.01 36.67 8.33 33.49 400 311 AVERAGE	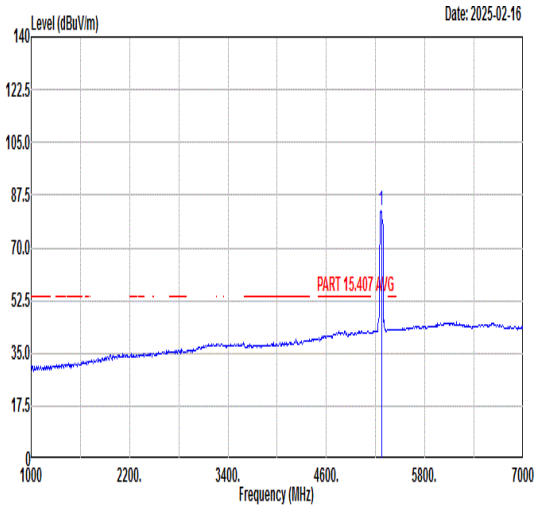 Freq Level Limit Line Margin (dB) Read Level Ant Factor Cable Loss Preamp Factor APos TPos Remark MHz dBuV/m dBuV/m dBuV dB/m dB dB cm deg 1 5270.00 82.36 ------ ------ 70.39 36.49 8.93 33.45 400 311 AVERAGE

Mode	58	
	Band Edge - R	
	U-NII-2A_5.25-5.35_802.11n HT40_CH54_Full RU_5270MHz	
ANT	9	
Pol.	Horizontal	Fundamental
Peak	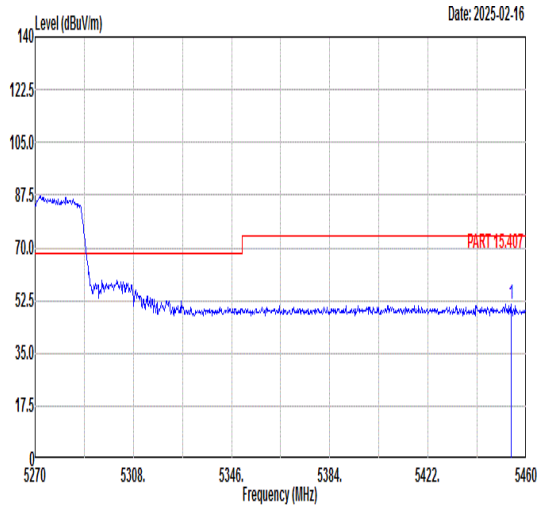 Freq Level Limit Line Margin (dB) Read Level Ant Factor Cable Loss Preamp Factor APos TPos Remark MHz dBuV/m dBuV/m dBuV dB/m dB dB cm deg 1 5454.11 51.45 74.00 -22.55 38.84 36.34 9.68 33.41 400 311 PEAK	Blank
Avg	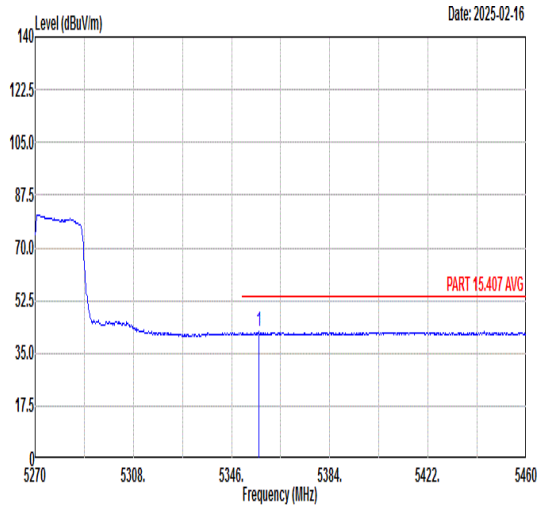 Freq Level Limit Line Margin (dB) Read Level Ant Factor Cable Loss Preamp Factor APos TPos Remark MHz dBuV/m dBuV/m dBuV dB/m dB dB cm deg 1 5356.64 42.07 54.00 -11.93 29.69 36.41 9.40 33.43 400 311 AVERAGE	Blank

Mode	58	
	Band Edge - L	
	U-NII-2A_5.25-5.35_802.11n HT40_CH54_Full RU_5270MHz	
ANT	9	
Pol.	Vertical	Fundamental
Peak	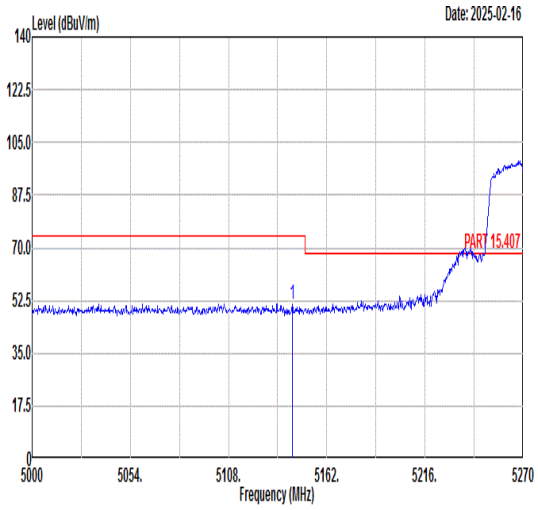 Freq Level Limit Line Margin (dB) Read Level Ant Factor Cable Loss Preamp Factor APos TPos Remark MHz dBuV/m dBuV/m dBuV dB/m dB dB cm deg 1 5143.10 51.47 74.00 -22.53 39.83 36.59 8.52 33.47 285 360 PEAK	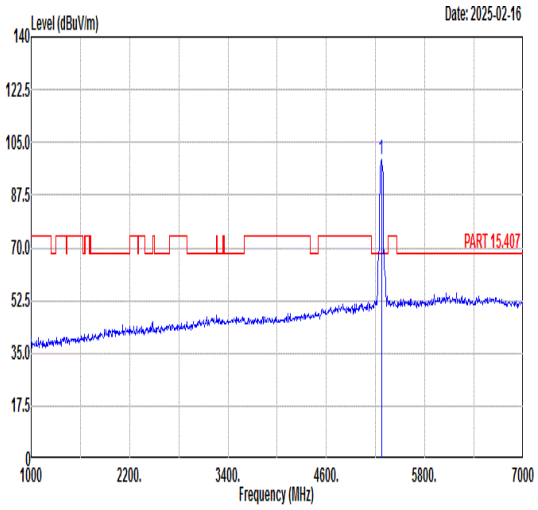 Freq Level Limit Line Margin (dB) Read Level Ant Factor Cable Loss Preamp Factor APos TPos Remark MHz dBuV/m dBuV/m dBuV dB/m dB dB cm deg 1 5270.00 99.45 ------ ------ 87.46 36.48 8.96 33.45 285 360 PEAK
Avg	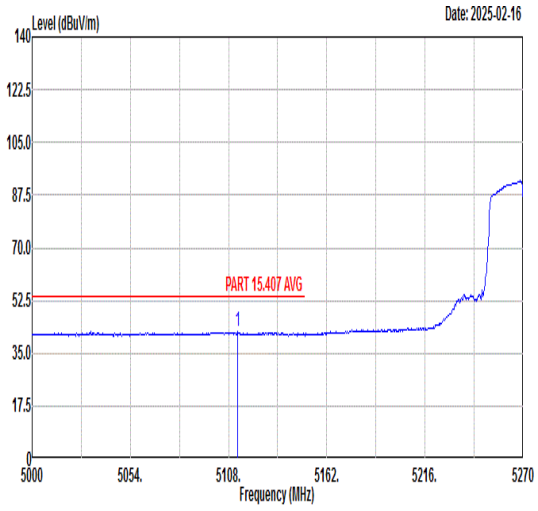 Freq Level Limit Line Margin (dB) Read Level Ant Factor Cable Loss Preamp Factor APos TPos Remark MHz dBuV/m dBuV/m dBuV dB/m dB dB cm deg 1 5113.13 42.11 54.00 -11.89 30.51 36.61 8.47 33.48 285 360 AVERAGE	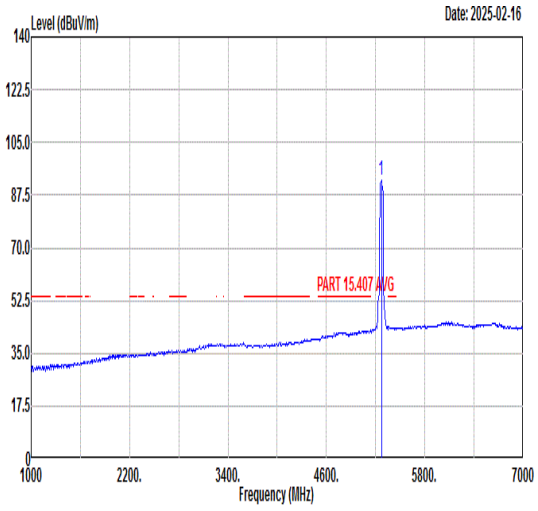 Freq Level Limit Line Margin (dB) Read Level Ant Factor Cable Loss Preamp Factor APos TPos Remark MHz dBuV/m dBuV/m dBuV dB/m dB dB cm deg 1 5270.00 92.55 ------ ------ 80.56 36.48 8.96 33.45 285 360 AVERAGE

Mode	58	
	Band Edge - R	
	U-NII-2A_5.25-5.35_802.11n HT40_CH54_Full RU_5270MHz	
ANT	9	
Pol.	Vertical	Fundamental
Peak	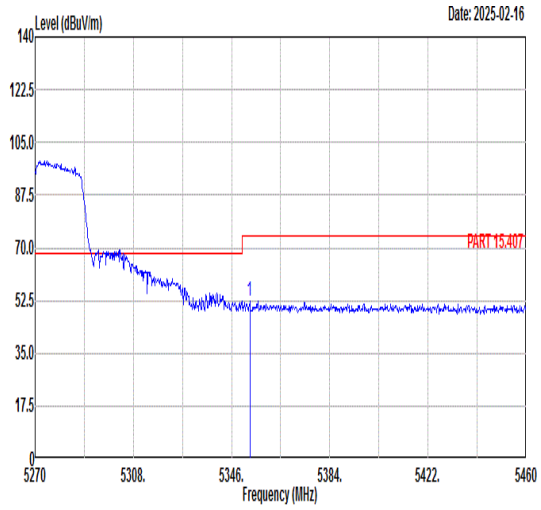 Limit Margin Read Ant Cable Preamp APos TPos Freq Level Line (dB) Level Factor Loss Factor Remark MHz dBuV/m dBuV/m dBuV dB/m dB dB cm deg 1 5353.03 52.36 74.00 -21.64 39.99 36.42 9.38 33.43 285 360 PEAK	Blank
Avg	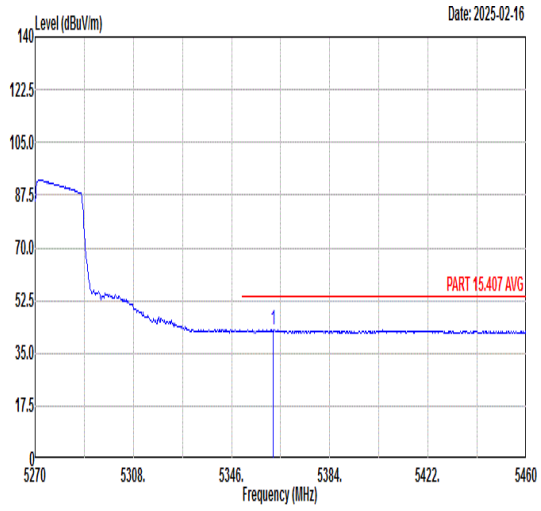 Limit Margin Read Ant Cable Preamp APos TPos Freq Level Line (dB) Level Factor Loss Factor Remark MHz dBuV/m dBuV/m dBuV dB/m dB dB cm deg 1 5362.15 42.85 54.00 -11.15 30.44 36.41 9.43 33.43 285 360 AVERAGE	Blank

Mode	59
	Band Edge - L
	U-NII-2A_5.25-5.35_802.11n HT40_CH62_Full RU_5310MHz
ANT	9

Pol.	Horizontal	Fundamental
Peak	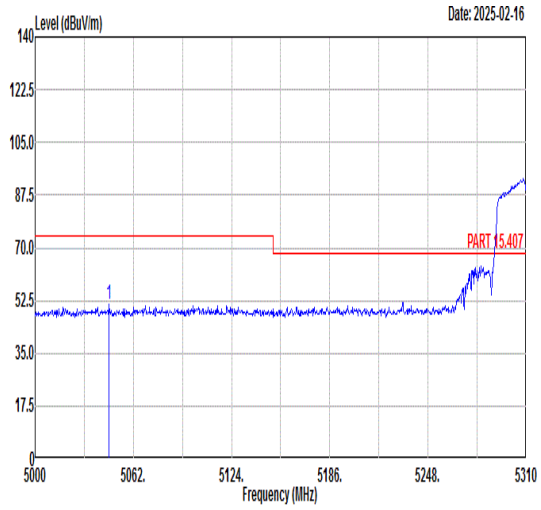 Freq Level Limit Line Margin (dB) Read Level Ant Factor Cable Loss Preamp Factor APos TPos Remark MHz dBuV/m dBuV/m dBuV dB/m dB dB cm deg 1 5046.81 51.14 74.00 -22.86 39.62 36.66 8.35 33.49 400 249 PEAK	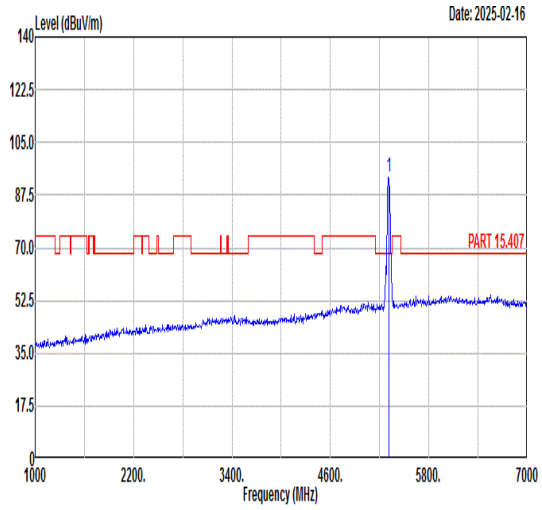 Freq Level Limit Line Margin (dB) Read Level Ant Factor Cable Loss Preamp Factor APos TPos Remark MHz dBuV/m dBuV/m dBuV dB/m dB dB cm deg 1 5310.00 93.76 ------ ------ 81.60 36.45 9.15 33.44 400 249 PEAK
Avg	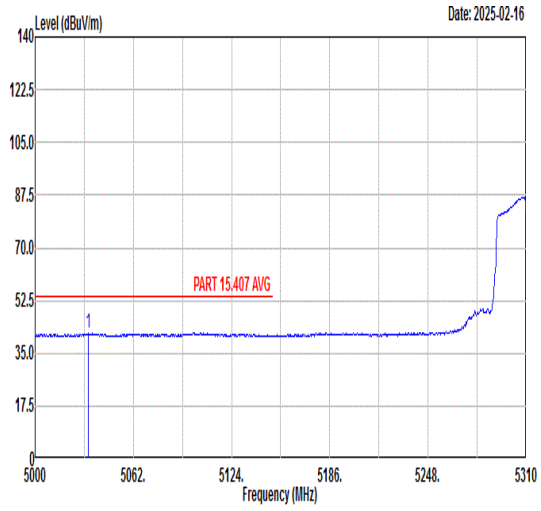 Freq Level Limit Line Margin (dB) Read Level Ant Factor Cable Loss Preamp Factor APos TPos Remark MHz dBuV/m dBuV/m dBuV dB/m dB dB cm deg 1 5033.79 41.71 54.00 -12.29 30.21 36.67 8.32 33.49 400 249 AVERAGE	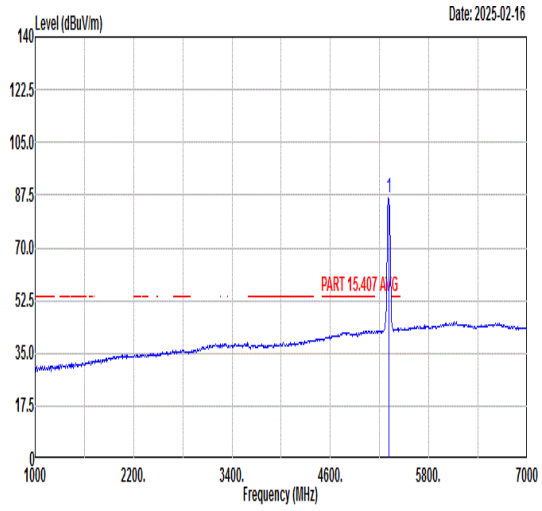 Freq Level Limit Line Margin (dB) Read Level Ant Factor Cable Loss Preamp Factor APos TPos Remark MHz dBuV/m dBuV/m dBuV dB/m dB dB cm deg 1 5310.00 86.39 ------ ------ 74.23 36.45 9.15 33.44 400 249 AVERAGE

Mode	59	
	Band Edge - R	
	U-NII-2A_5.25-5.35_802.11n HT40_CH62_Full RU_5310MHz	
ANT	9	
Pol.	Horizontal	Fundamental
Peak	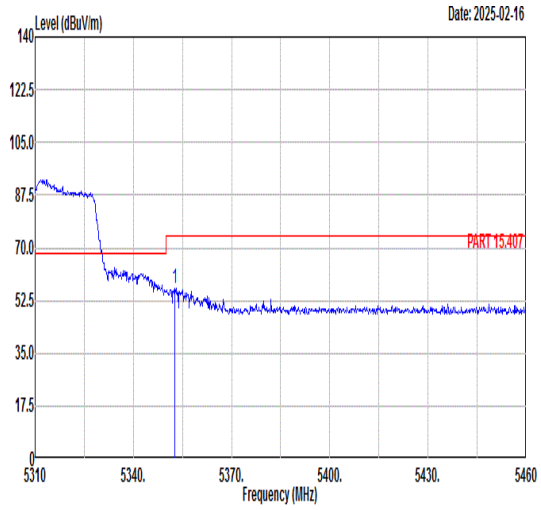 Freq Level Limit Line Margin (dB) Read Level Ant Factor Cable Loss Preamp Factor APos TPos Remark MHz dBuV/m dBuV/m dBuV dB/m dB dB cm deg 1 5352.75 56.65 74.00 -17.35 44.28 36.42 9.38 33.43 400 249 PEAK	Blank
Avg	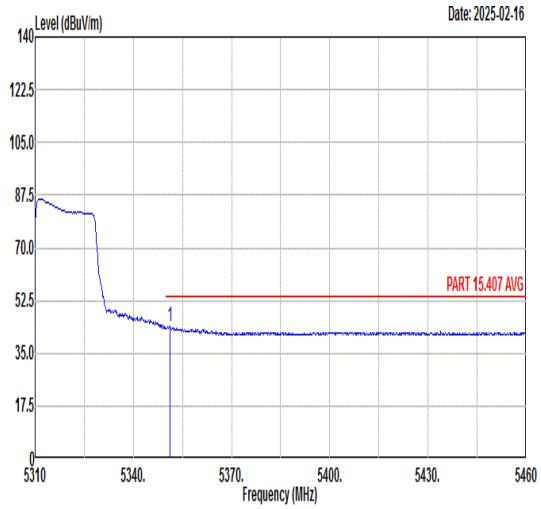 Freq Level Limit Line Margin (dB) Read Level Ant Factor Cable Loss Preamp Factor APos TPos Remark MHz dBuV/m dBuV/m dBuV dB/m dB dB cm deg 1 5351.10 43.94 54.00 -10.06 31.58 36.42 9.37 33.43 400 249 AVERAGE	Blank

Mode	59	
	Band Edge - L	
	U-NII-2A_5.25-5.35_802.11n HT40_CH62_Full RU_5310MHz	
ANT	9	
Pol.	Vertical	Fundamental
Peak	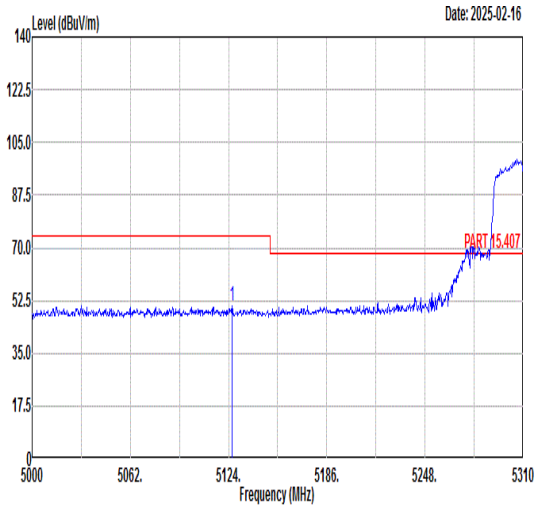 Freq Level Limit Line Margin (dB) Read Level Ant Factor Cable Loss Preamp Factor APos TPos Remark MHz dBuV/m dBuV/m dBuV dB/m dB dB cm deg 1 5126.17 50.81 74.00 -23.19 39.19 36.60 8.49 33.47 272 0 PEAK	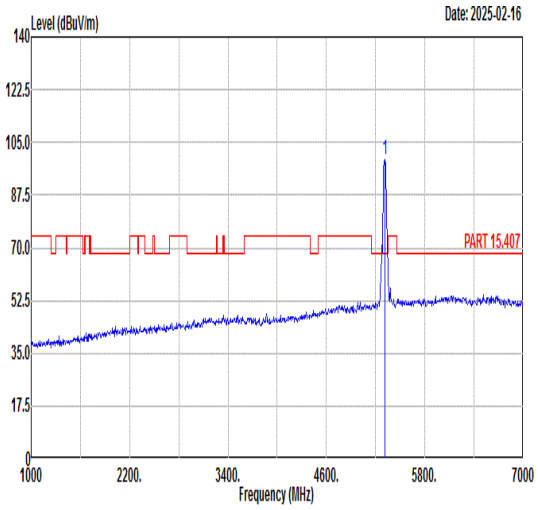 Freq Level Limit Line Margin (dB) Read Level Ant Factor Cable Loss Preamp Factor APos TPos Remark MHz dBuV/m dBuV/m dBuV dB/m dB dB cm deg 1 5310.00 99.11 ------ ------ 86.92 36.45 9.18 33.44 272 0 PEAK
Avg	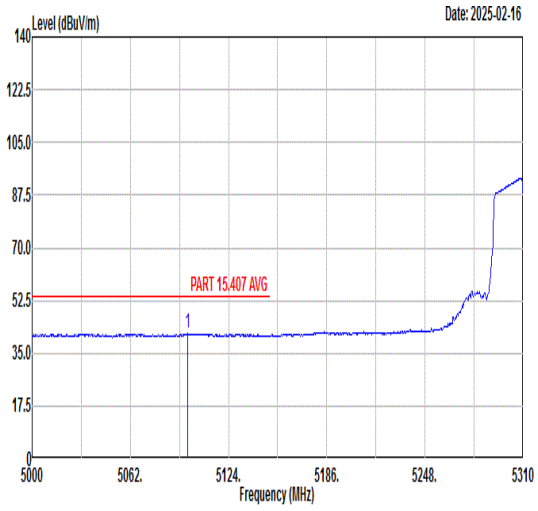 Freq Level Limit Line Margin (dB) Read Level Ant Factor Cable Loss Preamp Factor APos TPos Remark MHz dBuV/m dBuV/m dBuV dB/m dB dB cm deg 1 5098.27 41.55 54.00 -12.45 29.97 36.62 8.44 33.48 272 0 AVERAGE	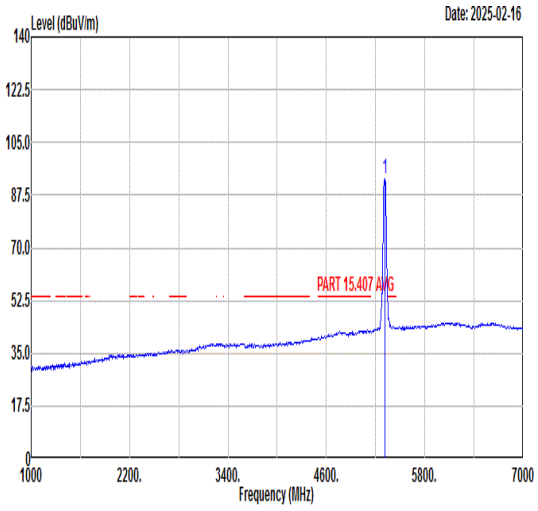 Freq Level Limit Line Margin (dB) Read Level Ant Factor Cable Loss Preamp Factor APos TPos Remark MHz dBuV/m dBuV/m dBuV dB/m dB dB cm deg 1 5310.00 92.76 ------ ------ 80.57 36.45 9.18 33.44 272 0 AVERAGE

Mode	59	
	Band Edge - R	
	U-NII-2A_5.25-5.35_802.11n HT40_CH62_Full RU_5310MHz	
ANT	9	
Pol.	Vertical	Fundamental
Peak	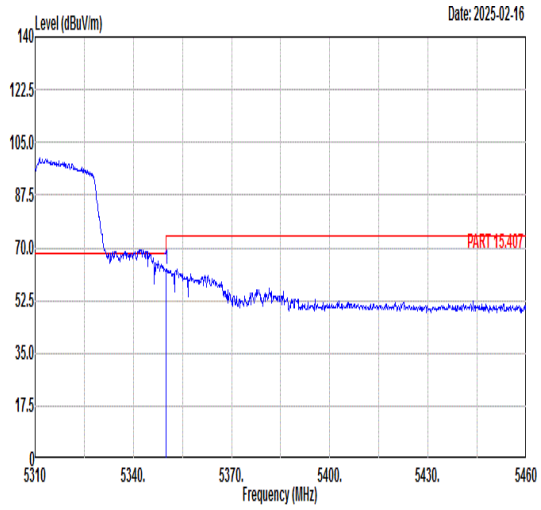 Freq Level Limit Line Margin (dB) Read Level Ant Factor Cable Loss Preamp Factor APos TPos Remark MHz dBuV/m dBuV/m dBuV dB/m dB dB cm deg 1 5350.05 62.92 74.00 -11.08 50.56 36.42 9.37 33.43 272 0 PEAK	Blank
Avg	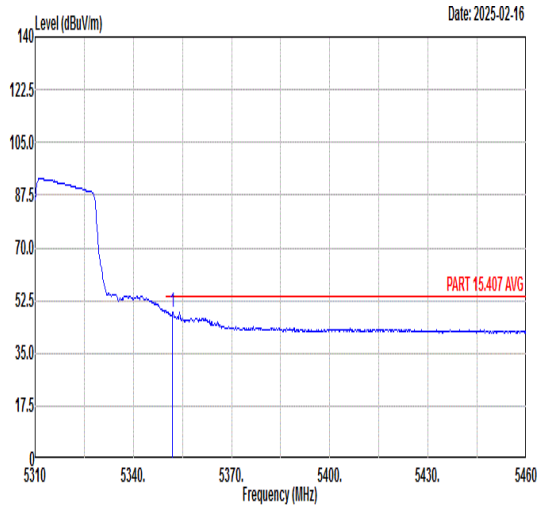 Freq Level Limit Line Margin (dB) Read Level Ant Factor Cable Loss Preamp Factor APos TPos Remark MHz dBuV/m dBuV/m dBuV dB/m dB dB cm deg 1 5352.00 48.81 54.00 -5.19 36.44 36.42 9.38 33.43 272 0 AVERAGE	Blank

Mode	60	
	Band Edge - L	
	U-NII-2C_5.47-5.725_802.11n HT40_CH102_Full RU_5510MHz	
ANT	9	
Pol.	Horizontal	Fundamental
Peak	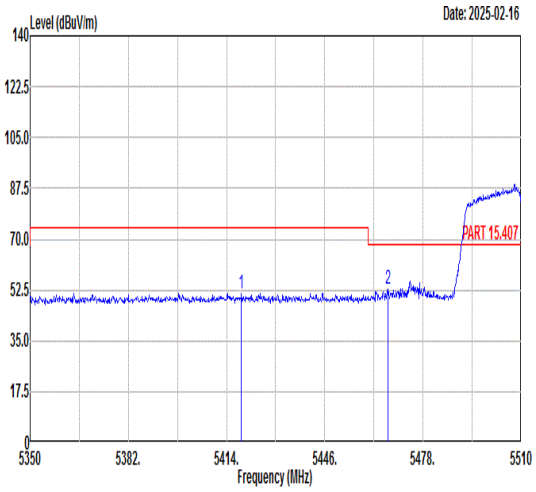 Freq Level Limit Line Margin (dB) Read Level Ant Factor Cable Loss Preamp Factor APos TPos Remark MHz dBuV/m dBuV/m dBuV dB/m dB dB cm deg 1 5418.80 51.47 74.00 -22.53 38.86 36.36 9.67 33.42 300 37 PEAK 2 5466.48 53.00 68.30 -15.30 40.39 36.33 9.69 33.41 300 37 PEAK	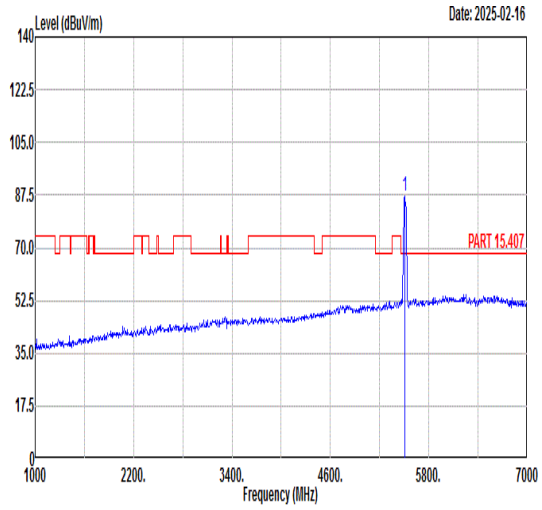 Freq Level Limit Line Margin (dB) Read Level Ant Factor Cable Loss Preamp Factor APos TPos Remark MHz dBuV/m dBuV/m dBuV dB/m dB dB cm deg 1 5510.00 86.94 ------ ------ 74.32 36.31 9.71 33.40 300 37 PEAK
Avg	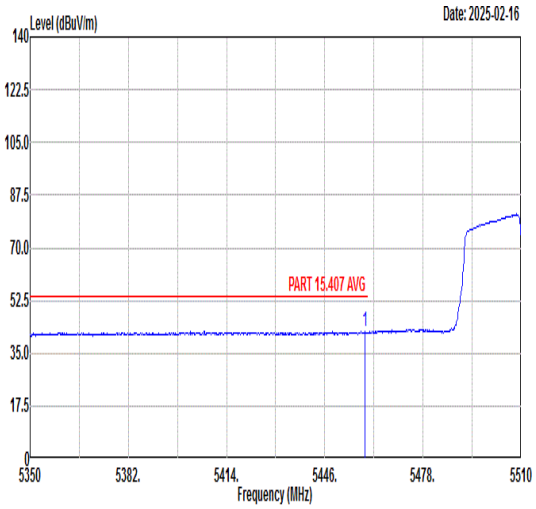 Freq Level Limit Line Margin (dB) Read Level Ant Factor Cable Loss Preamp Factor APos TPos Remark MHz dBuV/m dBuV/m dBuV dB/m dB dB cm deg 1 5459.12 42.11 54.00 -11.89 29.50 36.33 9.69 33.41 300 37 AVERAGE	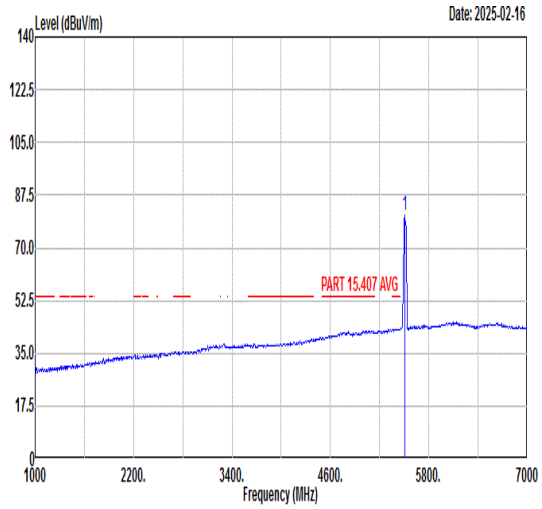 Freq Level Limit Line Margin (dB) Read Level Ant Factor Cable Loss Preamp Factor APos TPos Remark MHz dBuV/m dBuV/m dBuV dB/m dB dB cm deg 1 5510.00 80.67 ------ ------ 68.05 36.31 9.71 33.40 300 37 AVERAGE

Mode	60	
	Band Edge - R	
	U-NII-2C_5.47-5.725_802.11n HT40_CH102_Full RU_5510MHz	
ANT	9	
Pol.	Horizontal	Fundamental
Peak	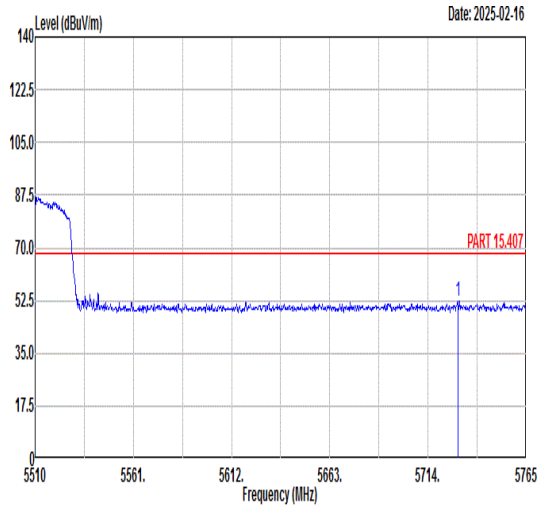 Freq Level Limit Line Margin (dB) Read Level Ant Factor Cable Loss Preamp Factor APos TPos Remark MHz dBuV/m dBuV/m dBuV dB/m dB dB cm deg 1 5729.56 52.38 68.30 -15.92 39.27 36.53 10.03 33.45 300 37 PEAK	Blank

Mode	60
	Band Edge - L
	U-NII-2C_5.47-5.725_802.11n HT40_CH102_Full RU_5510MHz
ANT	9

Pol.	Vertical	Fundamental
Peak	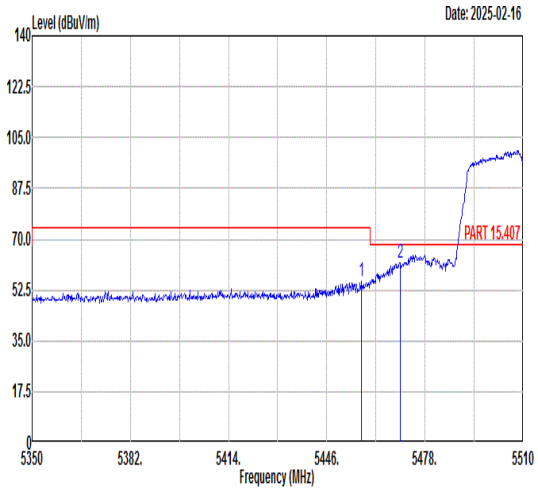 Freq Level Limit Line Margin (dB) Read Level Ant Factor Cable Loss Preamp Factor APos TPos Remark MHz dBuV/m dBuV/m dBuV dB/m dB dB cm deg 1 5457.20 55.45 74.00 -18.55 42.84 36.33 9.69 33.41 255 360 PEAK 2 5469.84 61.94 68.30 -6.36 49.34 36.32 9.69 33.41 255 360 PEAK	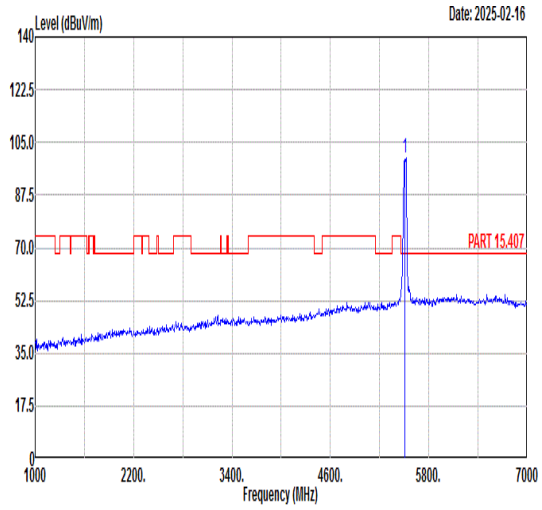 Freq Level Limit Line Margin (dB) Read Level Ant Factor Cable Loss Preamp Factor APos TPos Remark MHz dBuV/m dBuV/m dBuV dB/m dB dB cm deg 1 5510.00 99.60 ------ ------ 86.96 36.32 9.72 33.40 255 360 PEAK
Avg	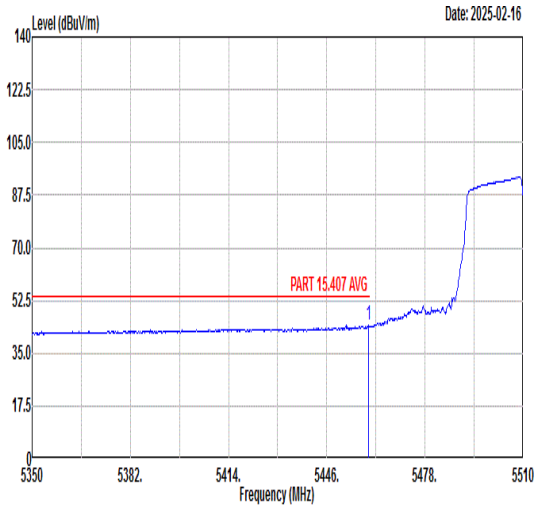 Freq Level Limit Line Margin (dB) Read Level Ant Factor Cable Loss Preamp Factor APos TPos Remark MHz dBuV/m dBuV/m dBuV dB/m dB dB cm deg 1 5459.60 44.38 54.00 -9.62 31.77 36.33 9.69 33.41 255 360 AVERAGE	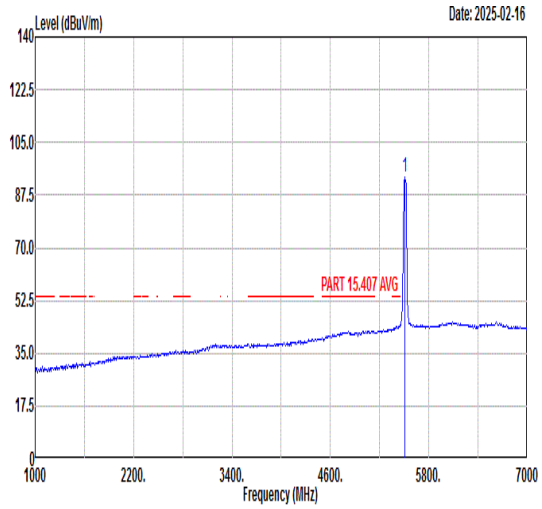 Freq Level Limit Line Margin (dB) Read Level Ant Factor Cable Loss Preamp Factor APos TPos Remark MHz dBuV/m dBuV/m dBuV dB/m dB dB cm deg 1 5510.00 93.42 ------ ------ 80.80 36.31 9.71 33.40 255 360 AVERAGE

Mode	60	
	Band Edge - R	
	U-NII-2C_5.47-5.725_802.11n HT40_CH102_Full RU_5510MHz	
ANT	9	
Pol.	Vertical	Fundamental
Peak	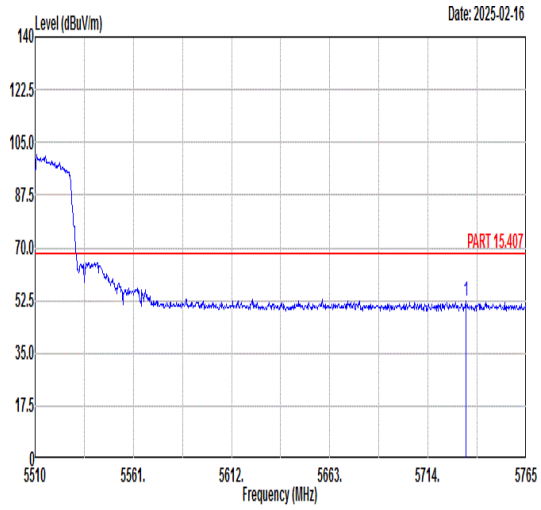	Blank

	Freq	Level	Limit Line	Margin (dB)	Read Level	Ant Factor	Cable Loss	Preamp Factor	APos	TPos	Remark
	MHz	dBuV/m	dBuV/m		dBuV	dB/m	dB	dB	cm	deg	
1	5733.64	52.22	68.30	-16.08	39.10	36.53	10.04	33.45	255	360	PEAK

Mode	61
	Band Edge - L
	U-NII-2C_5.47-5.725_802.11n HT40_CH134_Full RU_5670MHz
ANT	9

Pol.	Horizontal	Fundamental
Peak	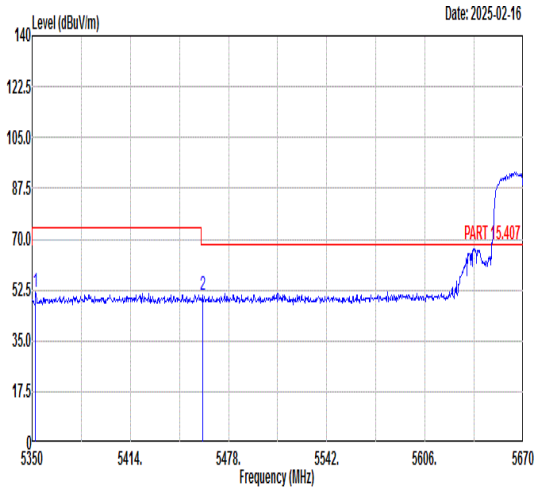 Freq Level Limit Line Margin (dB) Read Level Ant Factor Cable Loss Preamp Factor APos TPos Remark MHz dBuV/m dBuV/m dBuV dB/m dB dB cm deg 1 5352.24 51.56 74.00 -22.44 39.19 36.42 9.38 33.43 400 278 PEAK 2 5461.04 50.86 68.30 -17.44 38.25 36.33 9.69 33.41 400 278 PEAK	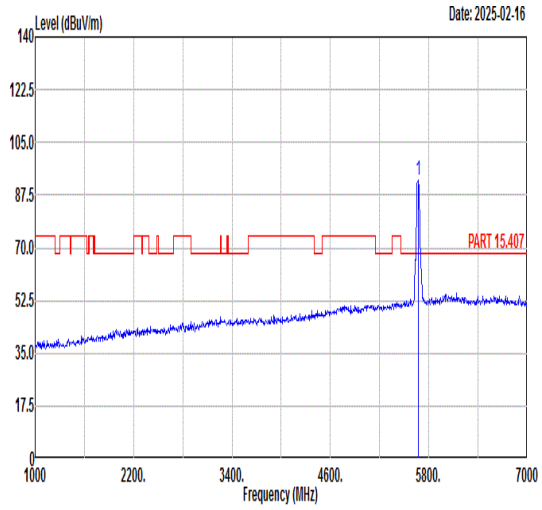 Freq Level Limit Line Margin (dB) Read Level Ant Factor Cable Loss Preamp Factor APos TPos Remark MHz dBuV/m dBuV/m dBuV dB/m dB dB cm deg 1 5670.00 92.22 ------ ------ 79.28 36.47 9.90 33.43 400 278 PEAK
Avg	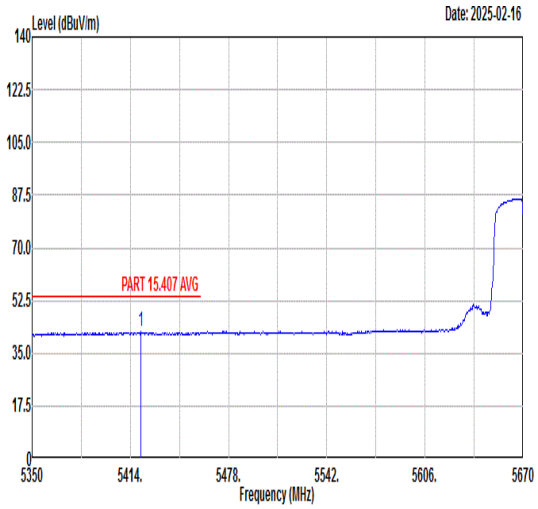 Freq Level Limit Line Margin (dB) Read Level Ant Factor Cable Loss Preamp Factor APos TPos Remark MHz dBuV/m dBuV/m dBuV dB/m dB dB cm deg 1 5421.04 42.05 54.00 -11.95 29.44 36.36 9.67 33.42 400 278 AVERAGE	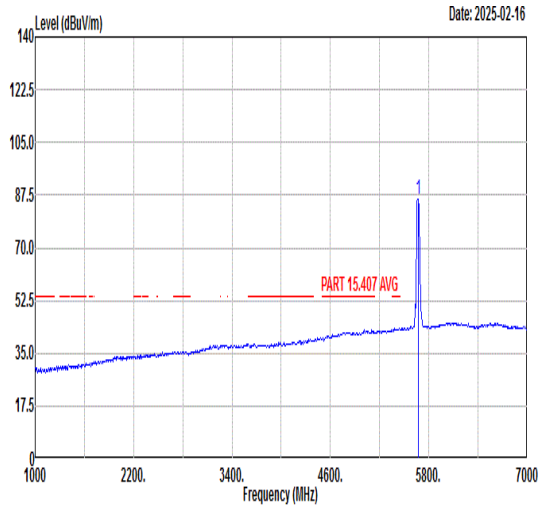 Freq Level Limit Line Margin (dB) Read Level Ant Factor Cable Loss Preamp Factor APos TPos Remark MHz dBuV/m dBuV/m dBuV dB/m dB dB cm deg 1 5670.00 86.14 ------ ------ 73.22 36.46 9.89 33.43 400 278 AVERAGE

Mode	61	
	Band Edge - R	
	U-NII-2C_5.47-5.725_802.11n HT40_CH134_Full RU_5670MHz	
ANT	9	
Pol.	Horizontal	Fundamental
Peak	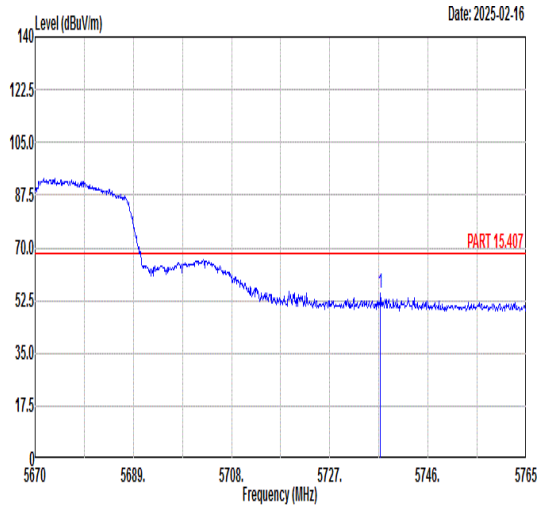 Freq Level Limit Line Margin (dB) Read Level Ant Factor Cable Loss Preamp Factor APos TPos Remark MHz dBuV/m dBuV/m dBuV dB/m dB dB cm deg 1 5736.79 54.85 68.30 -13.45 41.72 36.54 10.04 33.45 400 278 PEAK	Blank

Mode	61	
	Band Edge - L	
	U-NII-2C_5.47-5.725_802.11n HT40_CH134_Full RU_5670MHz	
ANT	9	
Pol.	Vertical	Fundamental
Peak	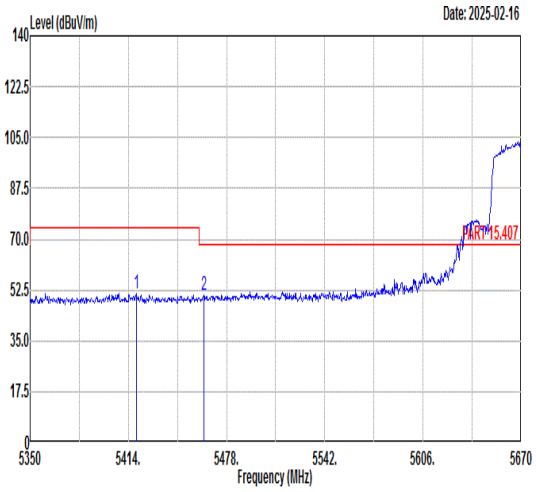 Freq Level Limit Line Margin (dB) Read Level Ant Factor Cable Loss Preamp Factor APos TPos Remark MHz dBuV/m dBuV/m dBuV dB/m dB dB cm deg 1 5419.12 51.20 74.00 -22.80 38.59 36.36 9.67 33.42 212 360 PEAK 2 5463.28 50.49 68.30 -17.81 37.88 36.33 9.69 33.41 212 360 PEAK	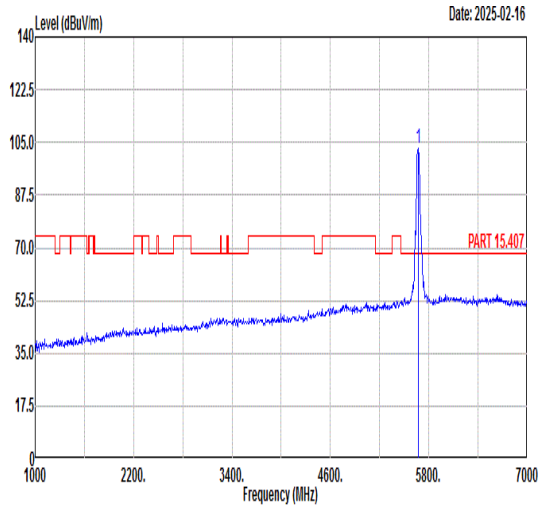 Freq Level Limit Line Margin (dB) Read Level Ant Factor Cable Loss Preamp Factor APos TPos Remark MHz dBuV/m dBuV/m dBuV dB/m dB dB cm deg 1 5670.00 102.89 ------ ------ 89.95 36.47 9.90 33.43 212 360 PEAK
Avg	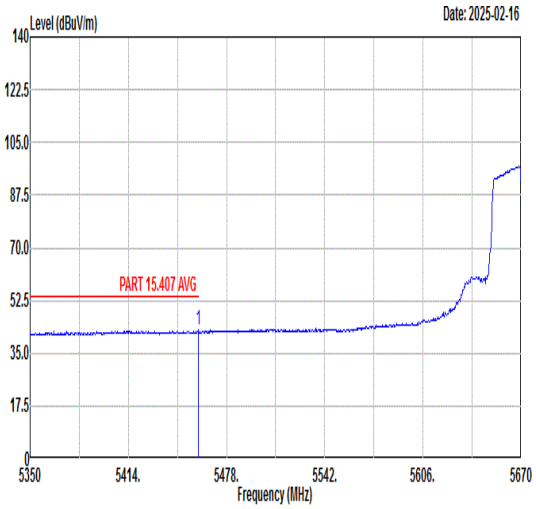 Freq Level Limit Line Margin (dB) Read Level Ant Factor Cable Loss Preamp Factor APos TPos Remark MHz dBuV/m dBuV/m dBuV dB/m dB dB cm deg 1 5459.44 42.84 54.00 -11.16 30.23 36.33 9.69 33.41 212 360 AVERAGE	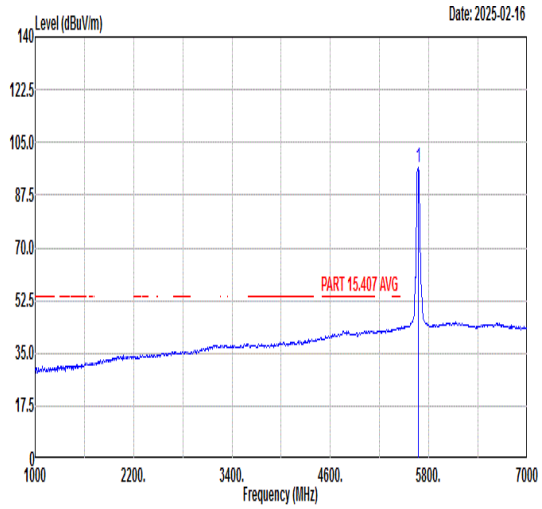 Freq Level Limit Line Margin (dB) Read Level Ant Factor Cable Loss Preamp Factor APos TPos Remark MHz dBuV/m dBuV/m dBuV dB/m dB dB cm deg 1 5670.00 96.74 ------ ------ 83.80 36.47 9.90 33.43 212 360 AVERAGE

Mode	61	
	Band Edge - R	
	U-NII-2C_5.47-5.725_802.11n HT40_CH134_Full RU_5670MHz	
ANT	9	
Pol.	Vertical	Fundamental
Peak	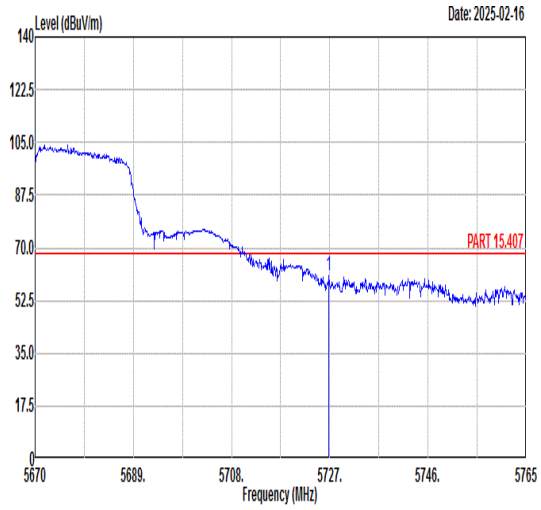	Blank

	Freq	Level	Limit Line	Margin (dB)	Read Level	Ant Factor	Cable Loss	Preamp Factor	APos	TPos	Remark
	MHz	dBuV/m	dBuV/m		dBuV	dB/m	dB	dB	cm	deg	
1	5726.81	60.95	68.30	-7.35	47.85	36.53	10.02	33.45	212	360	PEAK

Mode	62
	Band Edge - L
	U-NII-1_5.15-5.25_802.11ac VHT80_CH42_Full RU_5210MHz
ANT	9

Pol.	Horizontal	Fundamental
Peak	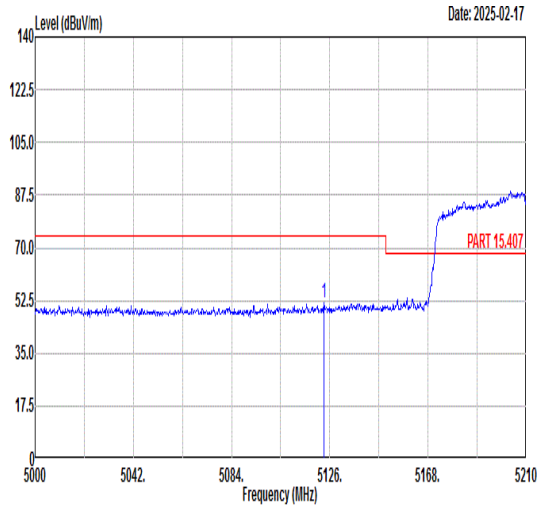 Freq Level Limit Line Margin (dB) Read Level Ant Factor Cable Loss Preamp Factor APos TPos Remark MHz dBuV/m dBuV/m dBuV dB/m dB dB cm deg 1 5123.48 51.55 74.00 -22.45 39.94 36.60 8.49 33.48 400 58 PEAK	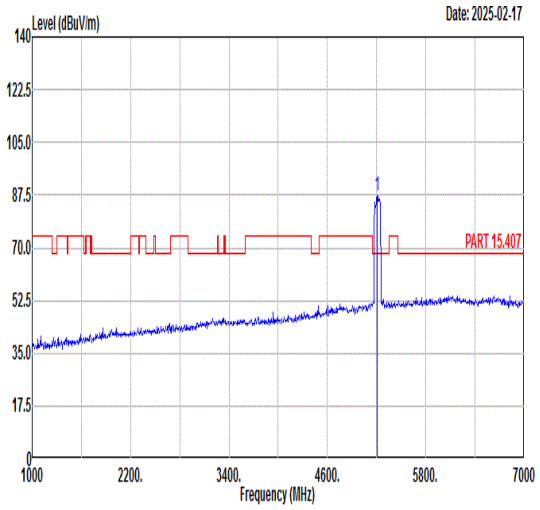 Freq Level Limit Line Margin (dB) Read Level Ant Factor Cable Loss Preamp Factor APos TPos Remark MHz dBuV/m dBuV/m dBuV dB/m dB dB cm deg 1 5210.00 87.38 ------ ------ 75.66 36.54 8.64 33.46 400 58 PEAK
Avg	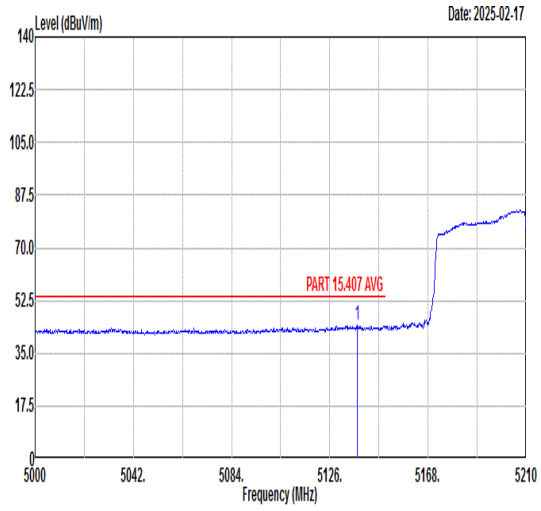 Freq Level Limit Line Margin (dB) Read Level Ant Factor Cable Loss Preamp Factor APos TPos Remark MHz dBuV/m dBuV/m dBuV dB/m dB dB cm deg 1 5137.76 44.19 54.00 -9.81 32.56 36.59 8.51 33.47 400 58 AVERAGE	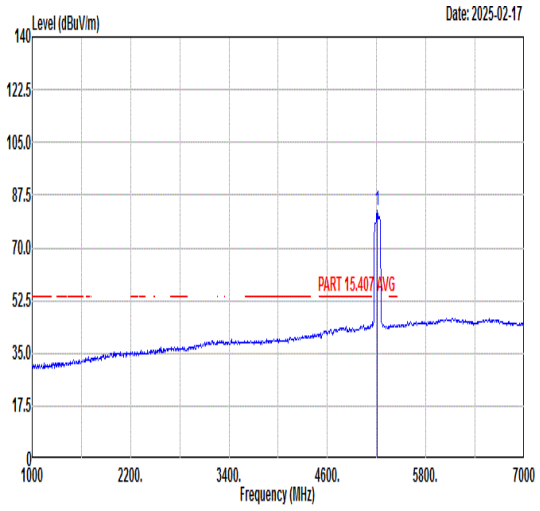 Freq Level Limit Line Margin (dB) Read Level Ant Factor Cable Loss Preamp Factor APos TPos Remark MHz dBuV/m dBuV/m dBuV dB/m dB dB cm deg 1 5210.00 82.23 ------ ------ 70.51 36.54 8.64 33.46 400 58 AVERAGE

Mode	62	
	Band Edge - R	
	U-NII-1_5.15-5.25_802.11ac VHT80_CH42_Full RU_5210MHz	
ANT	9	
Pol.	Horizontal	Fundamental
Peak	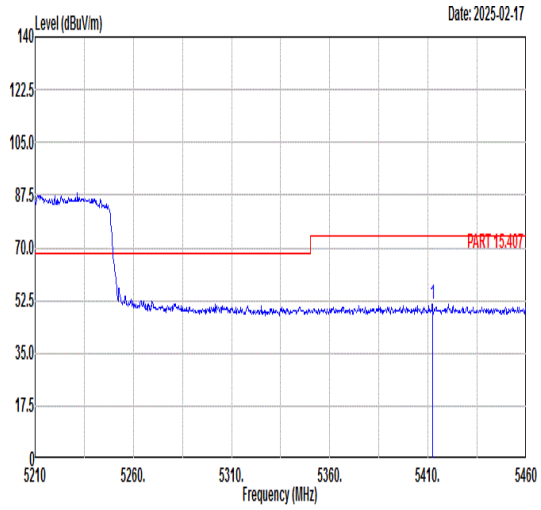 Freq Level Limit Line Margin (dB) Read Level Ant Factor Cable Loss Preamp Factor APos TPos Remark MHz dBuV/m dBuV/m dBuV dB/m dB dB cm deg 1 5412.25 51.36 74.00 -22.64 38.75 36.37 9.66 33.42 400 58 PEAK	Blank
Avg	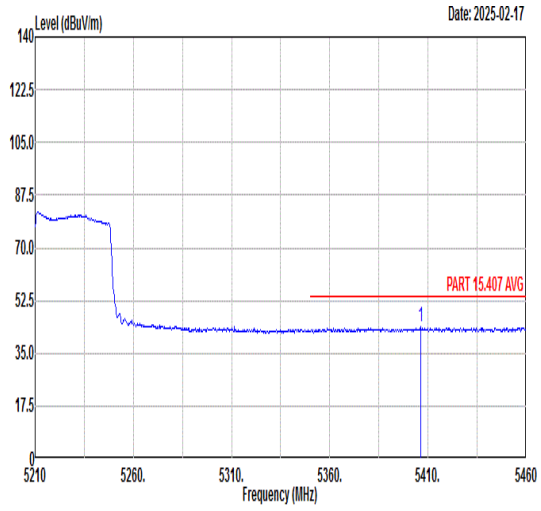 Freq Level Limit Line Margin (dB) Read Level Ant Factor Cable Loss Preamp Factor APos TPos Remark MHz dBuV/m dBuV/m dBuV dB/m dB dB cm deg 1 5406.25 43.68 54.00 -10.32 31.06 36.38 9.66 33.42 400 58 AVERAGE	Blank

Mode	62	
	Band Edge - L	
	U-NII-1_5.15-5.25_802.11ac VHT80_CH42_Full RU_5210MHz	
ANT	9	
Pol.	Vertical	Fundamental
Peak	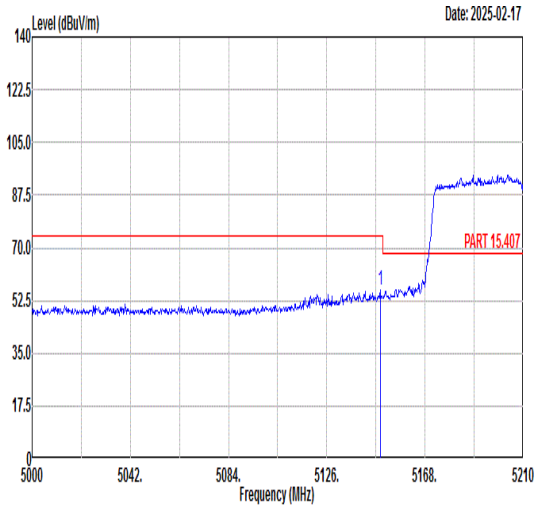 Freq Level Limit Line Margin (dB) Read Level Ant Factor Cable Loss Preamp Factor APos TPos Remark MHz dBuV/m dBuV/m dBuV dB/m dB dB cm deg 1 5148.89 55.94 74.00 -18.06 44.30 36.58 8.53 33.47 355 360 PEAK	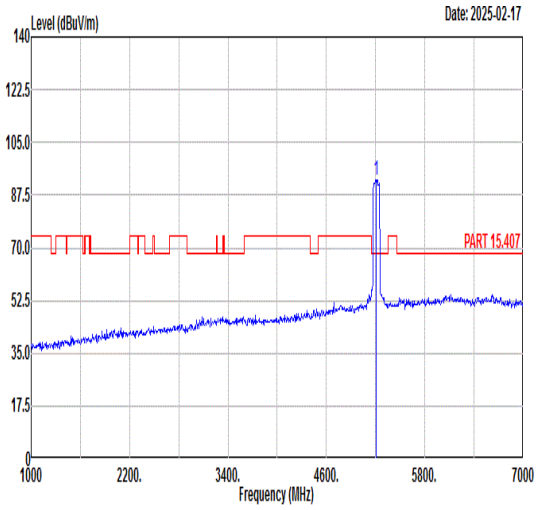 Freq Level Limit Line Margin (dB) Read Level Ant Factor Cable Loss Preamp Factor APos TPos Remark MHz dBuV/m dBuV/m dBuV dB/m dB dB cm deg 1 5210.00 92.66 ------ ------ 80.94 36.54 8.64 33.46 355 360 PEAK
Avg	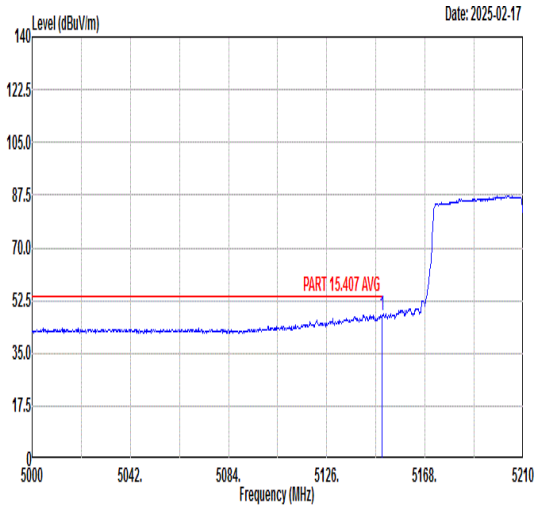 Freq Level Limit Line Margin (dB) Read Level Ant Factor Cable Loss Preamp Factor APos TPos Remark MHz dBuV/m dBuV/m dBuV dB/m dB dB cm deg 1 5149.73 47.81 54.00 -6.19 36.16 36.58 8.54 33.47 355 360 AVERAGE	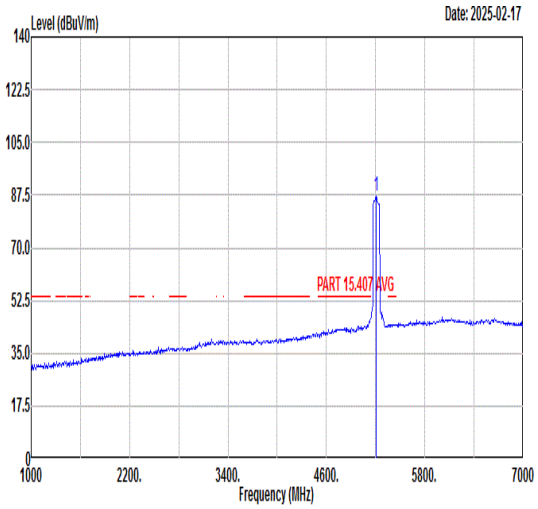 Freq Level Limit Line Margin (dB) Read Level Ant Factor Cable Loss Preamp Factor APos TPos Remark MHz dBuV/m dBuV/m dBuV dB/m dB dB cm deg 1 5210.00 87.00 ------ ------ 75.28 36.54 8.64 33.46 355 360 AVERAGE

Mode	62	
	Band Edge - R	
	U-NII-1_5.15-5.25_802.11ac VHT80_CH42_Full RU_5210MHz	
ANT	9	
Pol.	Vertical	Fundamental
Peak	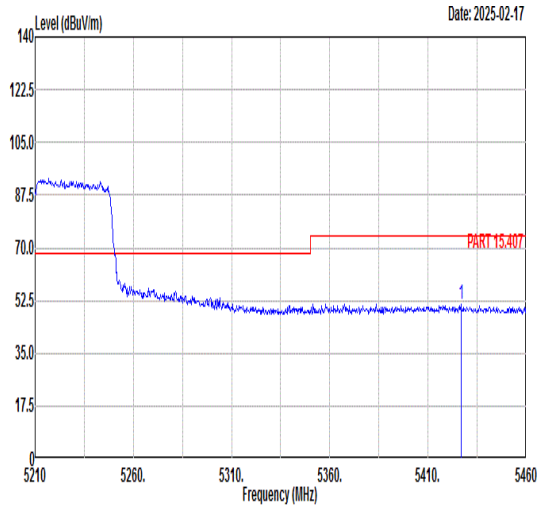 Freq Level Limit Line Margin (dB) Read Level Ant Factor Cable Loss Preamp Factor APos TPos Remark MHz dBuV/m dBuV/m dBuV dB/m dB dB cm deg 1 5426.75 51.28 74.00 -22.72 38.66 36.36 9.67 33.41 355 360 PEAK	Blank
Avg	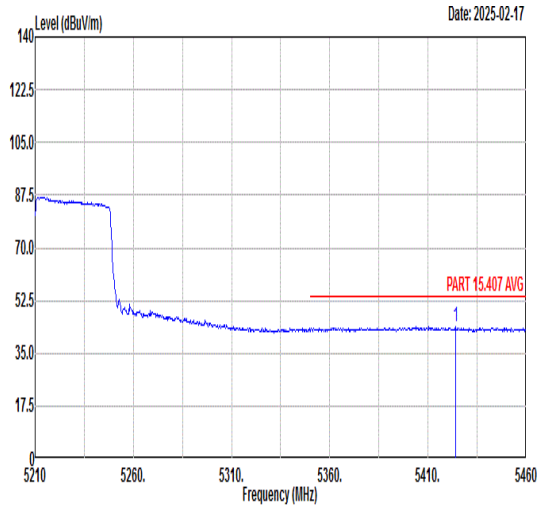 Freq Level Limit Line Margin (dB) Read Level Ant Factor Cable Loss Preamp Factor APos TPos Remark MHz dBuV/m dBuV/m dBuV dB/m dB dB cm deg 1 5424.00 43.96 54.00 -10.04 31.35 36.36 9.67 33.42 355 360 AVERAGE	Blank

Mode	63	
	Band Edge - L	
	U-NII-2A_5.25-5.35_802.11ac VHT80_CH58_Full RU_5290MHz	
ANT	9	
Pol.	Horizontal	Fundamental
Peak	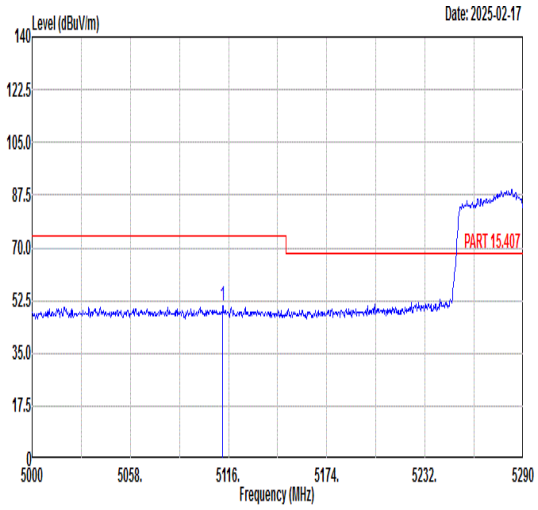 Freq Level Limit Line Margin (dB) Read Level Ant Factor Cable Loss Preamp Factor APos TPos Remark MHz dBuV/m dBuV/m dBuV dB/m dB dB cm deg 1 5112.52 50.82 74.00 -23.18 39.22 36.61 8.47 33.48 397 78 PEAK	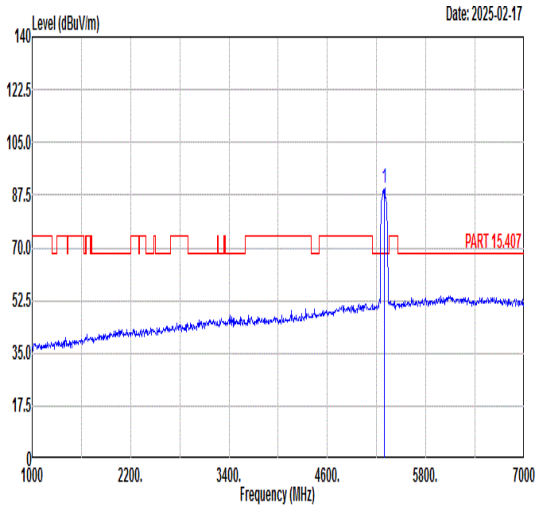 Freq Level Limit Line Margin (dB) Read Level Ant Factor Cable Loss Preamp Factor APos TPos Remark MHz dBuV/m dBuV/m dBuV dB/m dB dB cm deg 1 5290.00 89.68 ------ ------ 77.54 36.46 9.12 33.44 397 78 PEAK
Avg	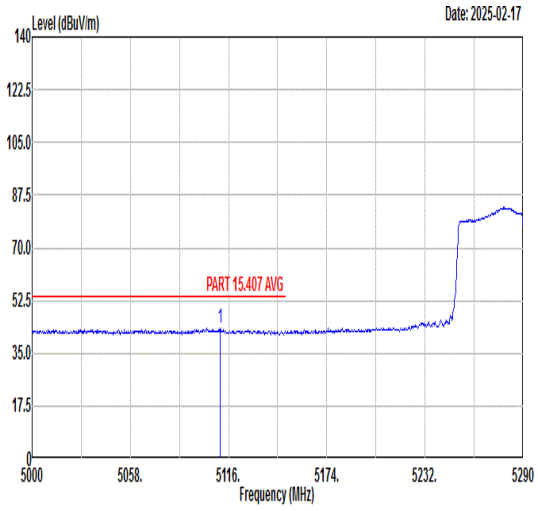 Freq Level Limit Line Margin (dB) Read Level Ant Factor Cable Loss Preamp Factor APos TPos Remark MHz dBuV/m dBuV/m dBuV dB/m dB dB cm deg 1 5111.07 43.22 54.00 -10.78 31.63 36.61 8.46 33.48 397 78 AVERAGE	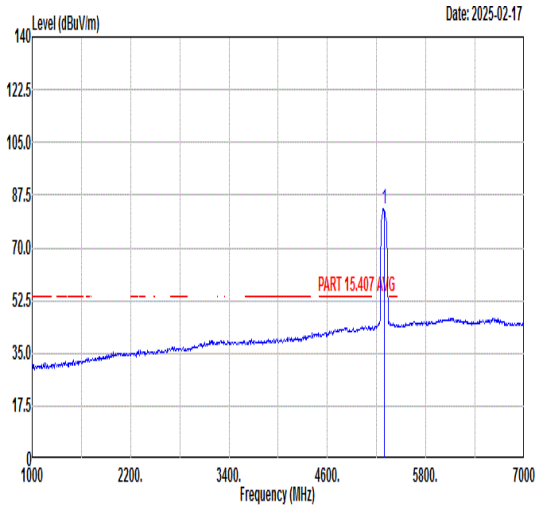 Freq Level Limit Line Margin (dB) Read Level Ant Factor Cable Loss Preamp Factor APos TPos Remark MHz dBuV/m dBuV/m dBuV dB/m dB dB cm deg 1 5290.00 83.17 ------ ------ 71.14 36.48 8.99 33.44 397 78 AVERAGE

Mode	63	
	Band Edge - R	
	U-NII-2A_5.25-5.35_802.11ac VHT80_CH58_Full RU_5290MHz	
ANT	9	
Pol.	Horizontal	Fundamental
Peak	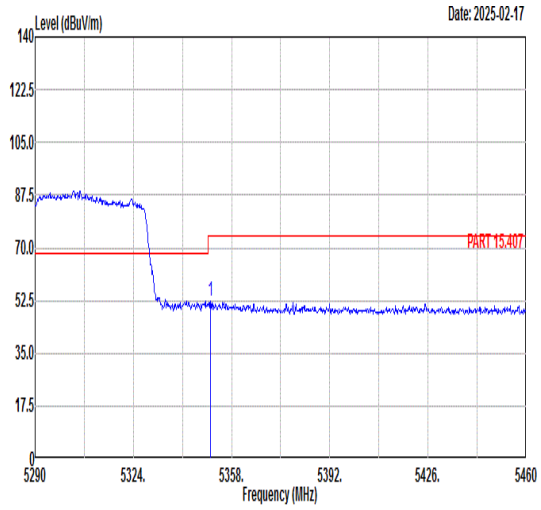 Freq Level Limit Line Margin (dB) Read Level Ant Factor Cable Loss Preamp Factor APos TPos Remark MHz dBuV/m dBuV/m dBuV dB/m dB dB cm deg 1 5350.69 52.04 74.00 -21.96 39.68 36.42 9.37 33.43 397 78 PEAK	Blank
Avg	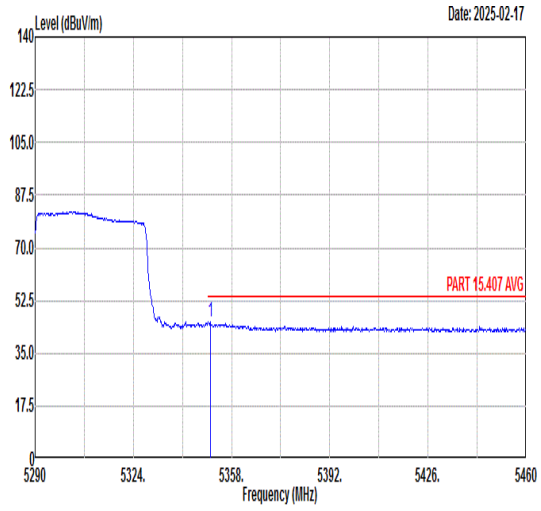 Freq Level Limit Line Margin (dB) Read Level Ant Factor Cable Loss Preamp Factor APos TPos Remark MHz dBuV/m dBuV/m dBuV dB/m dB dB cm deg 1 5350.69 45.68 54.00 -8.32 33.32 36.42 9.37 33.43 397 78 AVERAGE	Blank

Mode	63	
	Band Edge - L	
	U-NII-2A_5.25-5.35_802.11ac VHT80_CH58_Full RU_5290MHz	
ANT	9	
Pol.	Vertical	Fundamental
Peak	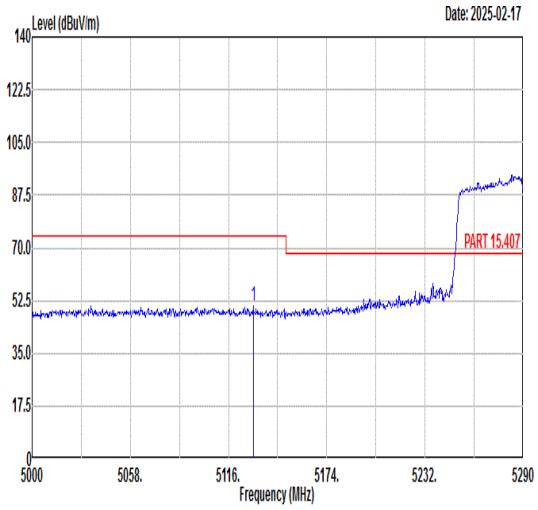 Freq Level Limit Line Margin (dB) Read Level Ant Factor Cable Loss Preamp Factor APos TPos Remark 1 5130.50 50.69 74.00 -23.31 39.06 36.60 8.50 33.47 218 0 PEAK	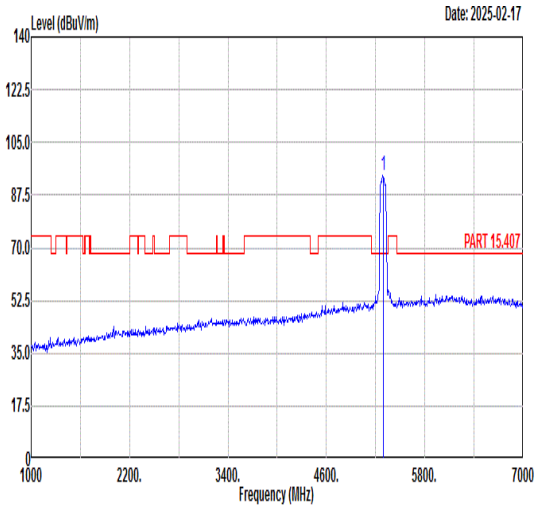 Freq Level Limit Line Margin (dB) Read Level Ant Factor Cable Loss Preamp Factor APos TPos Remark 1 5290.00 94.17 ------ ------ 82.12 36.47 9.02 33.44 218 0 PEAK
Avg	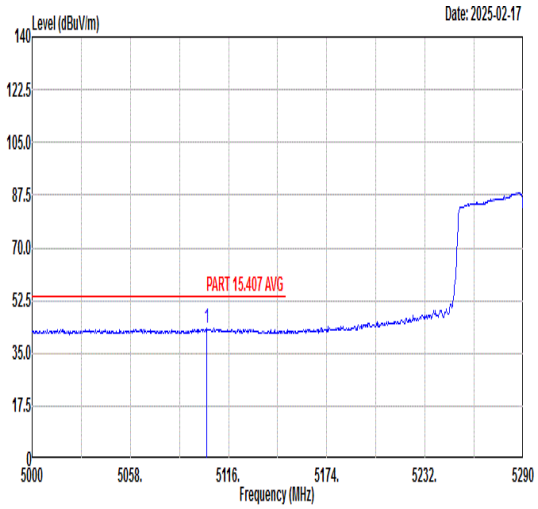 Freq Level Limit Line Margin (dB) Read Level Ant Factor Cable Loss Preamp Factor APos TPos Remark 1 5103.24 43.38 54.00 -10.62 31.79 36.62 8.45 33.48 218 0 AVERAGE	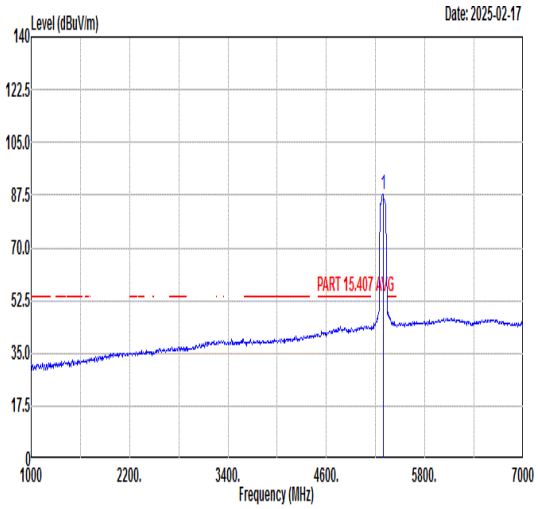 Freq Level Limit Line Margin (dB) Read Level Ant Factor Cable Loss Preamp Factor APos TPos Remark 1 5290.00 87.91 ------ ------ 75.86 36.47 9.02 33.44 218 0 AVERAGE

Mode	63	
	Band Edge - R	
	U-NII-2A_5.25-5.35_802.11ac VHT80_CH58_Full RU_5290MHz	
ANT	9	
Pol.	Vertical	Fundamental
Peak	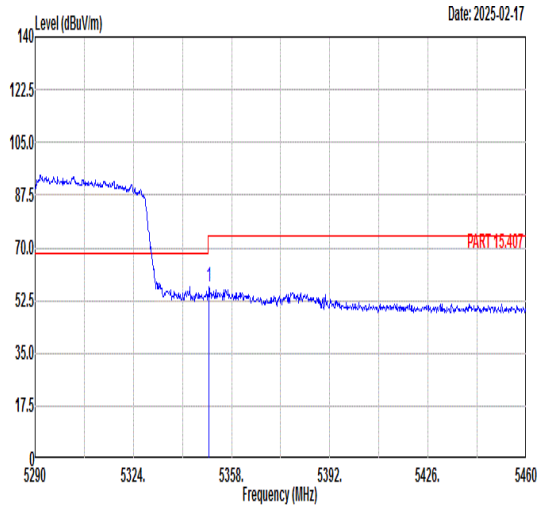 Freq Level Limit Line Margin (dB) Read Level Ant Factor Cable Loss Preamp Factor APos TPos Remark MHz dBuV/m dBuV/m dBuV dB/m dB dB cm deg 1 5350.18 56.93 74.00 -17.07 44.57 36.42 9.37 33.43 218 0 PEAK	Blank
Avg	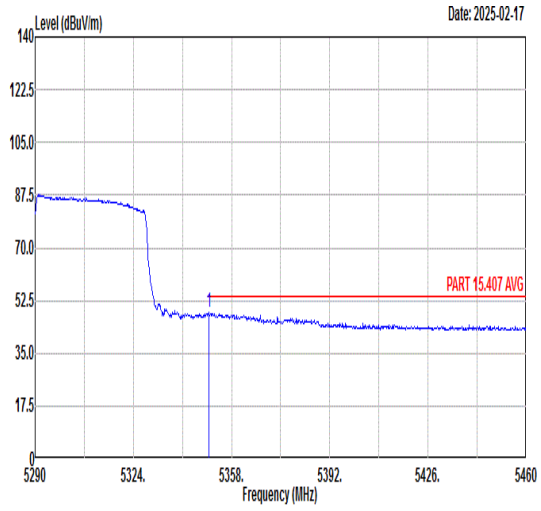 Freq Level Limit Line Margin (dB) Read Level Ant Factor Cable Loss Preamp Factor APos TPos Remark MHz dBuV/m dBuV/m dBuV dB/m dB dB cm deg 1 5350.18 48.34 54.00 -5.66 35.98 36.42 9.37 33.43 218 0 AVERAGE	Blank

Mode	64	
	Band Edge - L	
	U-NII-2C_5.47-5.725_802.11ac VHT80_CH106_Full RU_5530MHz	
ANT	9	
Pol.	Horizontal	Fundamental
Peak	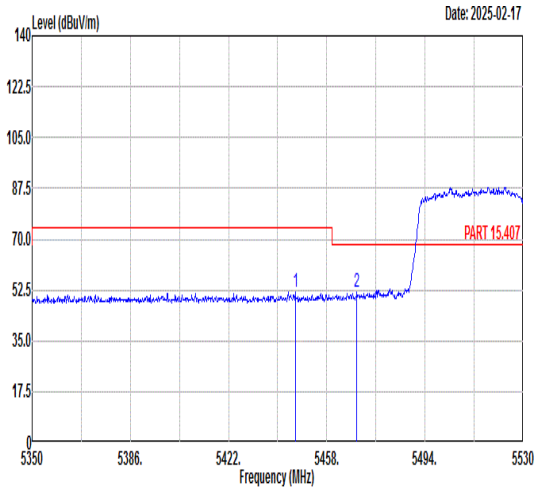 Freq Level Limit Line Margin (dB) Read Level Ant Factor Cable Loss Preamp Factor APos TPos Remark MHz dBuV/m dBuV/m dBuV dB/m dB dB cm deg 1 5446.48 51.71 74.00 -22.29 39.10 36.34 9.68 33.41 372 95 PEAK 2 5468.98 51.54 68.30 -16.76 38.94 36.32 9.69 33.41 372 95 PEAK	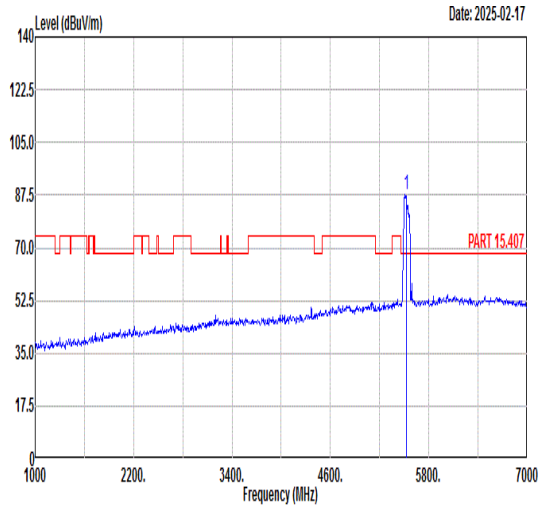 Freq Level Limit Line Margin (dB) Read Level Ant Factor Cable Loss Preamp Factor APos TPos Remark MHz dBuV/m dBuV/m dBuV dB/m dB dB cm deg 1 5530.00 87.64 ------ ------ 75.02 36.31 9.71 33.40 372 95 PEAK
Avg	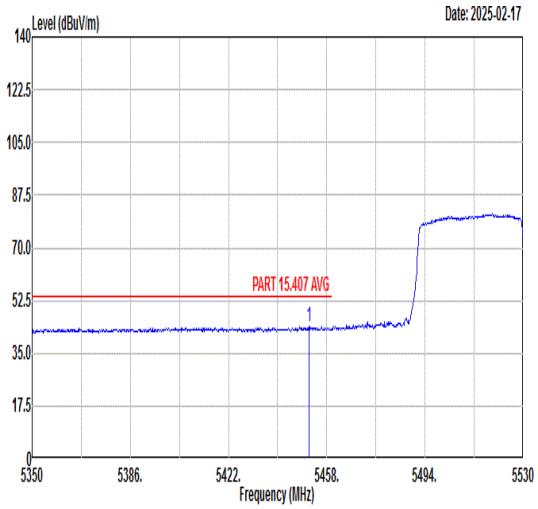 Freq Level Limit Line Margin (dB) Read Level Ant Factor Cable Loss Preamp Factor APos TPos Remark MHz dBuV/m dBuV/m dBuV dB/m dB dB cm deg 1 5451.52 43.87 54.00 -10.13 31.26 36.34 9.68 33.41 372 95 AVERAGE	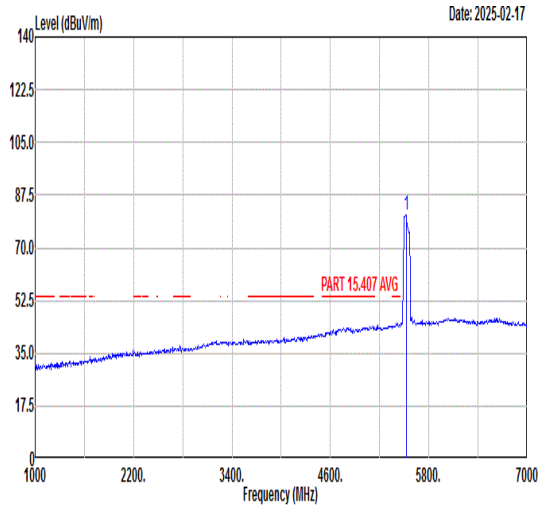 Freq Level Limit Line Margin (dB) Read Level Ant Factor Cable Loss Preamp Factor APos TPos Remark MHz dBuV/m dBuV/m dBuV dB/m dB dB cm deg 1 5530.00 81.08 ------ ------ 68.44 36.32 9.72 33.40 372 95 AVERAGE

Mode	64	
	Band Edge - R	
	U-NII-2C_5.47-5.725_802.11ac VHT80_CH106_Full RU_5530MHz	
ANT	9	
Pol.	Horizontal	Fundamental
Peak	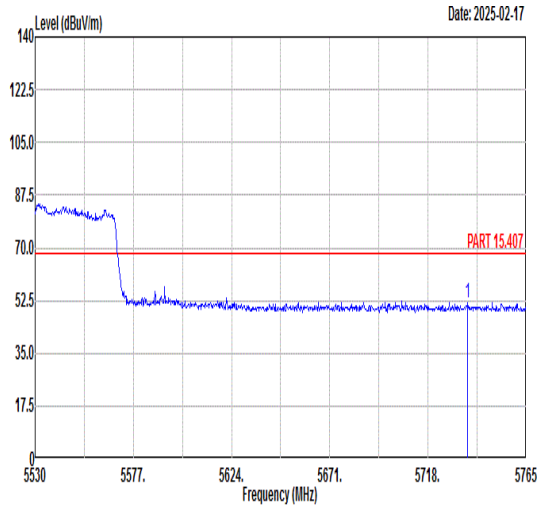 Freq Level Limit Line Margin (dB) Read Level Ant Factor Cable Loss Preamp Factor APos TPos Remark MHz dBuV/m dBuV/m dBuV dB/m dB dB cm deg 1 5737.04 51.82 68.30 -16.48 38.69 36.54 10.04 33.45 372 95 PEAK	Blank

Mode	64
	Band Edge - L
	U-NII-2C_5.47-5.725_802.11ac VHT80_CH106_Full RU_5530MHz
ANT	9

Pol.	Vertical	Fundamental
Peak	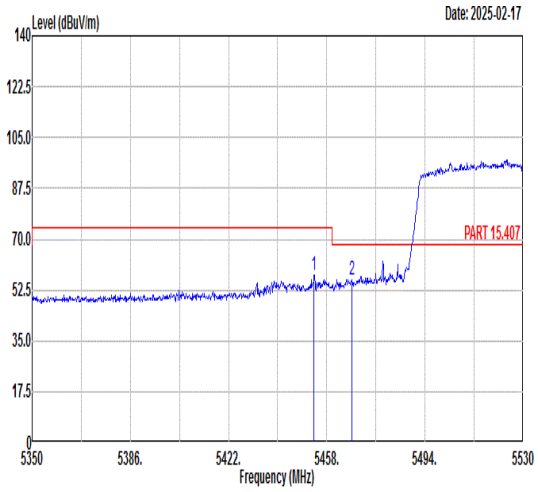 Freq Level Limit Line Margin (dB) Read Level Ant Factor Cable Loss Preamp Factor APos TPos Remark MHz dBuV/m dBuV/m dBuV dB/m dB dB cm deg 1 5453.32 57.57 74.00 -16.43 44.96 36.34 9.68 33.41 235 0 PEAK 2 5467.18 56.22 68.30 -12.08 43.61 36.33 9.69 33.41 235 0 PEAK	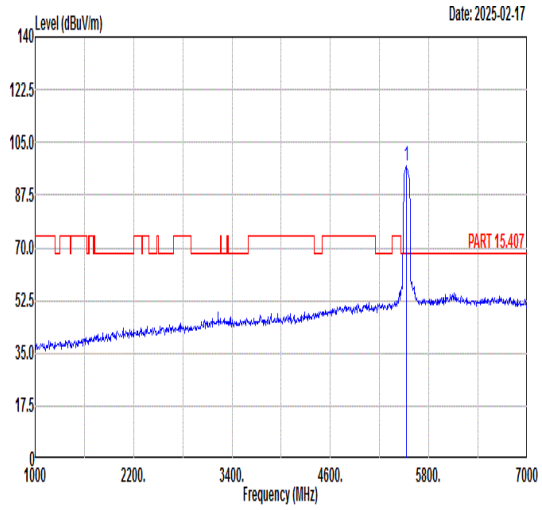 Freq Level Limit Line Margin (dB) Read Level Ant Factor Cable Loss Preamp Factor APos TPos Remark MHz dBuV/m dBuV/m dBuV dB/m dB dB cm deg 1 5530.00 97.01 ------ ------ 84.37 36.32 9.72 33.40 235 0 PEAK
Avg	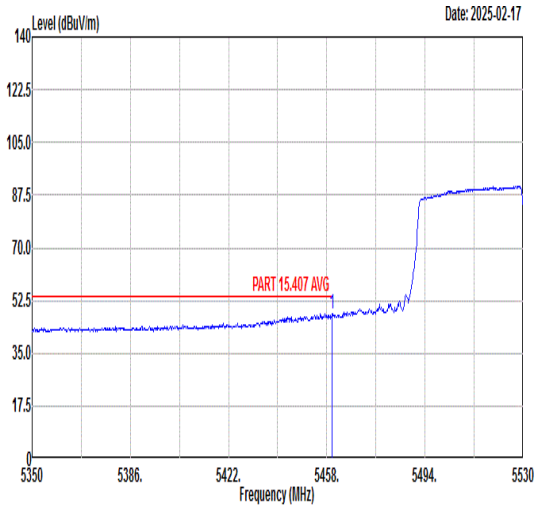 Freq Level Limit Line Margin (dB) Read Level Ant Factor Cable Loss Preamp Factor APos TPos Remark MHz dBuV/m dBuV/m dBuV dB/m dB dB cm deg 1 5459.98 48.17 54.00 -5.83 35.56 36.33 9.69 33.41 235 0 AVERAGE	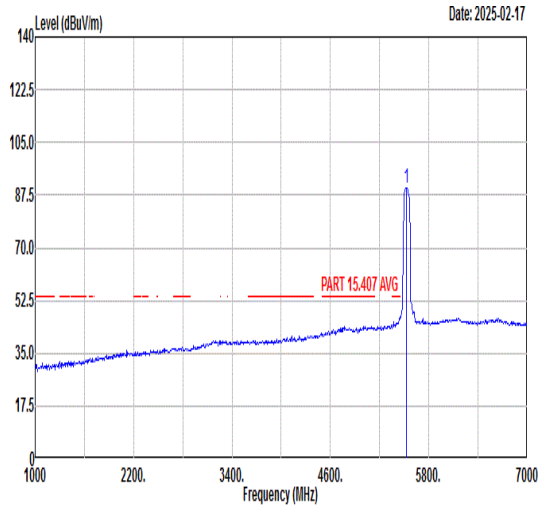 Freq Level Limit Line Margin (dB) Read Level Ant Factor Cable Loss Preamp Factor APos TPos Remark MHz dBuV/m dBuV/m dBuV dB/m dB dB cm deg 1 5530.00 89.87 ------ ------ 77.23 36.33 9.72 33.41 235 0 AVERAGE

Mode	64	
	Band Edge - R	
	U-NII-2C_5.47-5.725_802.11ac VHT80_CH106_Full RU_5530MHz	
ANT	9	
Pol.	Vertical	Fundamental
Peak	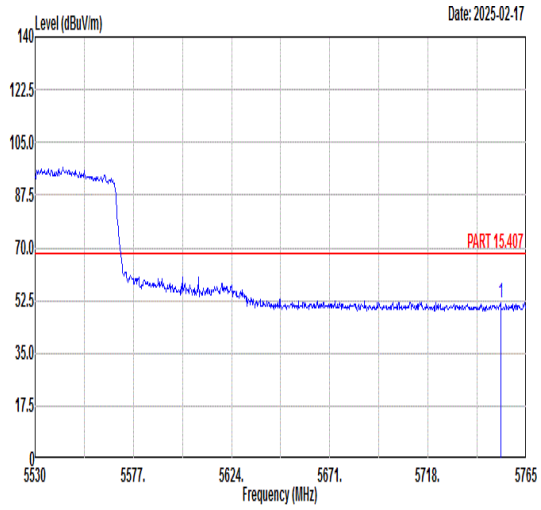 Freq Level Limit Line Margin (dB) Read Level Ant Factor Cable Loss Preamp Factor APos TPos Remark MHz dBuV/m dBuV/m dBuV dB/m dB dB cm deg 1 5752.78 51.74 68.30 -16.56 38.56 36.55 10.08 33.45 235 0 PEAK	Blank

Mode	65
	Band Edge - L
	U-NII-2C_5.47-5.725_802.11ac VHT80_CH122_Full RU_5610MHz
ANT	9

Pol.	Horizontal	Fundamental
Peak	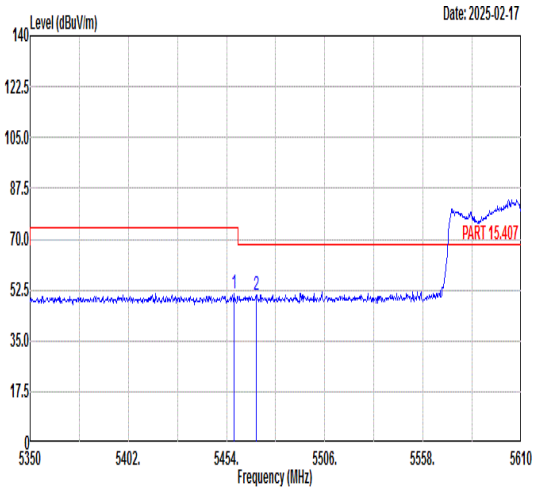 Freq Level Limit Line Margin (dB) Read Level Ant Factor Cable Loss Preamp Factor APos TPos Remark MHz dBuV/m dBuV/m dBuV dB/m dB dB cm deg 1 5457.90 51.41 74.00 -22.59 38.80 36.33 9.69 33.41 100 350 PEAK 2 5469.60 50.59 68.30 -17.71 37.99 36.32 9.69 33.41 100 350 PEAK	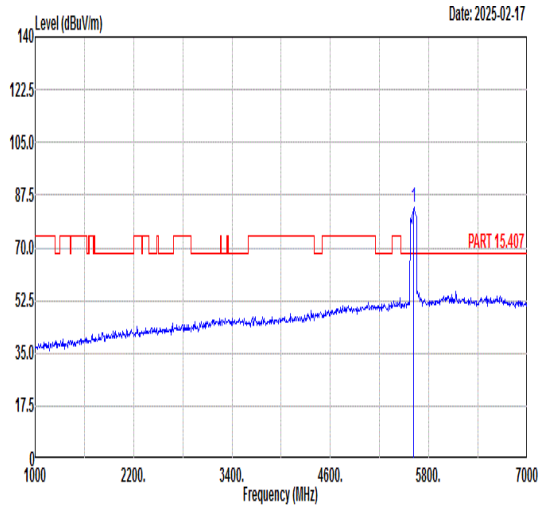 Freq Level Limit Line Margin (dB) Read Level Ant Factor Cable Loss Preamp Factor APos TPos Remark MHz dBuV/m dBuV/m dBuV dB/m dB dB cm deg 1 5610.00 83.42 ------ ------ 70.62 36.42 9.80 33.42 100 350 PEAK
Avg	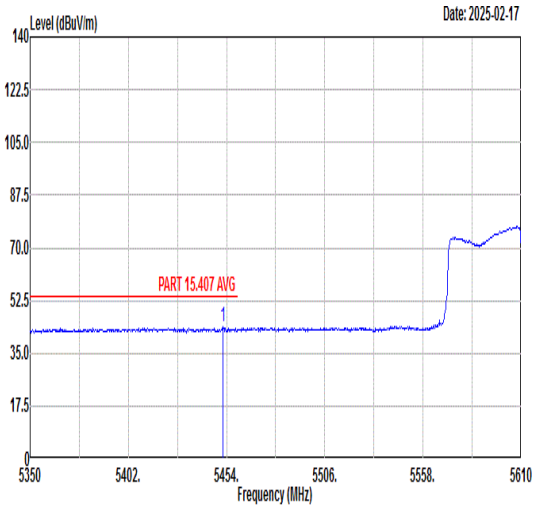 Freq Level Limit Line Margin (dB) Read Level Ant Factor Cable Loss Preamp Factor APos TPos Remark MHz dBuV/m dBuV/m dBuV dB/m dB dB cm deg 1 5451.92 43.61 54.00 -10.39 31.00 36.34 9.68 33.41 100 350 AVERAGE	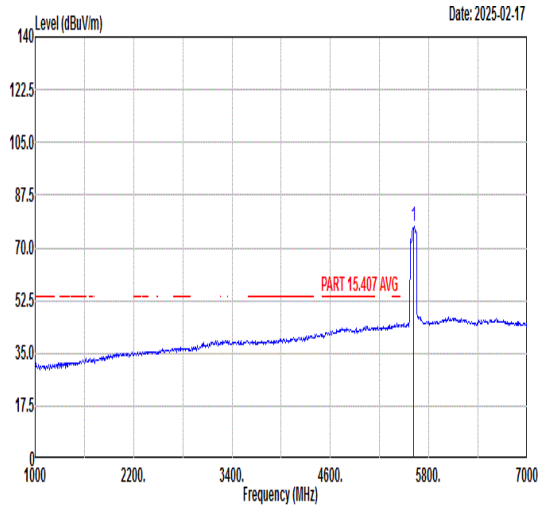 Freq Level Limit Line Margin (dB) Read Level Ant Factor Cable Loss Preamp Factor APos TPos Remark MHz dBuV/m dBuV/m dBuV dB/m dB dB cm deg 1 5610.00 77.38 ------ ------ 64.58 36.42 9.80 33.42 100 350 AVERAGE

Mode	65	
	Band Edge - R	
	U-NII-2C_5.47-5.725_802.11ac VHT80_CH122_Full RU_5610MHz	
ANT	9	
Pol.	Horizontal	Fundamental
Peak	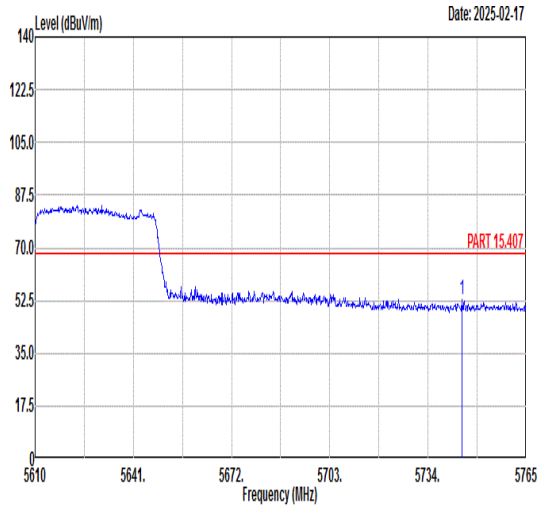 Freq Level Limit Line Margin (dB) Read Level Ant Factor Cable Loss Preamp Factor APos TPos Remark MHz dBuV/m dBuV/m dBuV dB/m dB dB cm deg 1 5744.70 52.57 68.30 -15.73 39.42 36.54 10.06 33.45 100 350 PEAK	Blank

Mode	65
	Band Edge - L
	U-NII-2C_5.47-5.725_802.11ac VHT80_CH122_Full RU_5610MHz
ANT	9

Pol.	Vertical	Fundamental
Peak	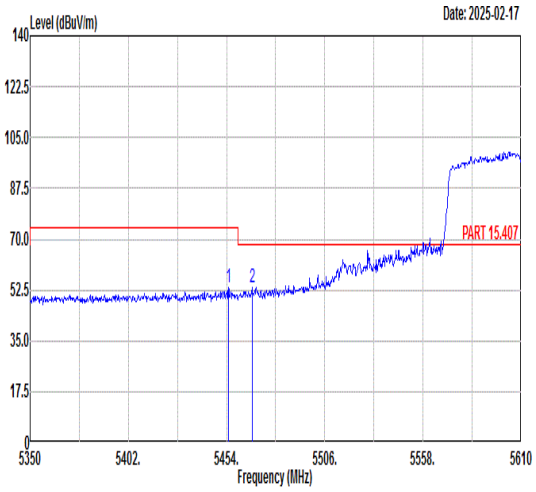 Freq Level Limit Line Margin (dB) Read Level Ant Factor Cable Loss Preamp Factor APos TPos Remark MHz dBuV/m dBuV/m dBuV dB/m dB dB cm deg 1 5455.04 53.30 74.00 -20.70 40.69 36.34 9.68 33.41 284 0 PEAK 2 5467.52 53.37 68.30 -14.93 40.76 36.33 9.69 33.41 284 0 PEAK	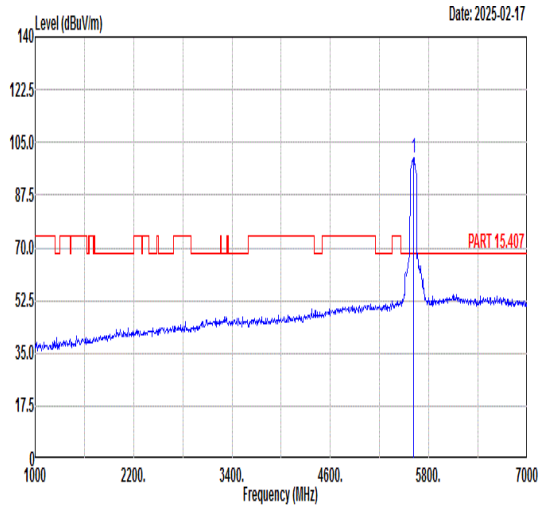 Freq Level Limit Line Margin (dB) Read Level Ant Factor Cable Loss Preamp Factor APos TPos Remark MHz dBuV/m dBuV/m dBuV dB/m dB dB cm deg 1 5610.00 99.83 ------ ------ 87.03 36.42 9.80 33.42 284 0 PEAK
Avg	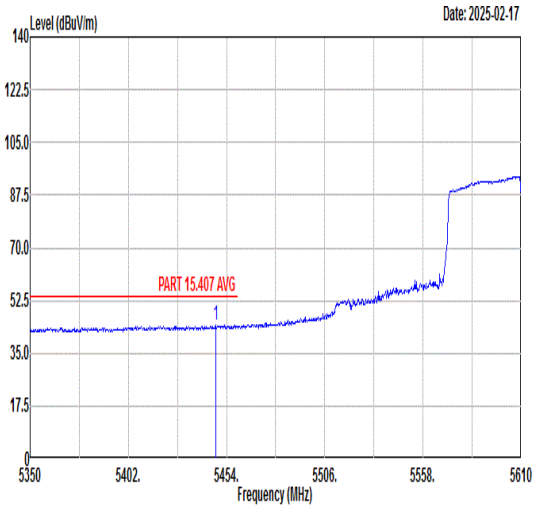 Freq Level Limit Line Margin (dB) Read Level Ant Factor Cable Loss Preamp Factor APos TPos Remark MHz dBuV/m dBuV/m dBuV dB/m dB dB cm deg 1 5448.28 44.40 54.00 -9.60 31.79 36.34 9.68 33.41 284 0 AVERAGE	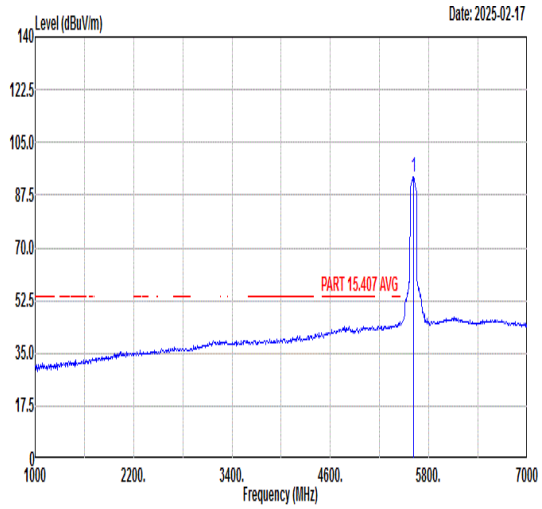 Freq Level Limit Line Margin (dB) Read Level Ant Factor Cable Loss Preamp Factor APos TPos Remark MHz dBuV/m dBuV/m dBuV dB/m dB dB cm deg 1 5610.00 93.57 ------ ------ 80.79 36.41 9.79 33.42 284 0 AVERAGE

Mode	65	
	Band Edge - R	
	U-NII-2C_5.47-5.725_802.11ac VHT80_CH122_Full RU_5610MHz	
ANT	9	
Pol.	Vertical	Fundamental
Peak	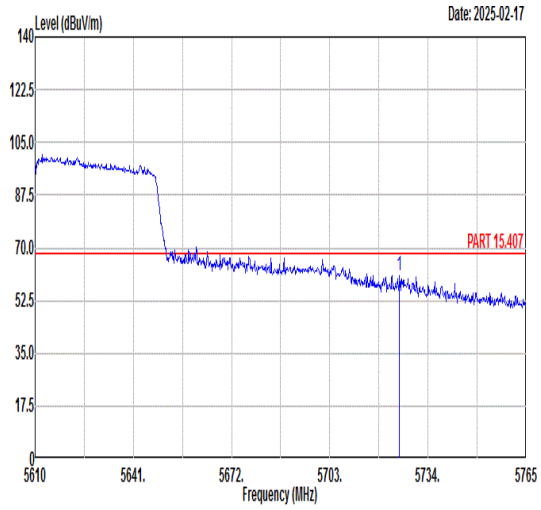 Freq Level Limit Line Margin (dB) Read Level Ant Factor Cable Loss Preamp Factor APos TPos Remark MHz dBuV/m dBuV/m dBuV dB/m dB dB cm deg 1 5725.01 60.58 68.30 -7.72 47.47 36.53 10.02 33.44 284 0 PEAK	Blank

Mode	66	
	Band Edge	
	U-NII-3_5.725-5.85_802.11a_CH149_5745MHz	
ANT	9	
Pol.	Horizontal	Fundamental
Peak	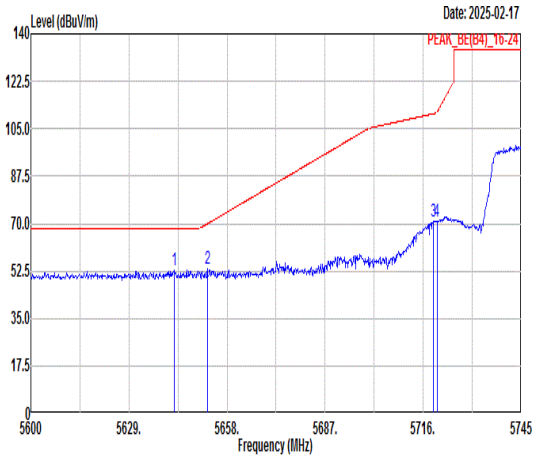 Freq Level Limit Line Margin (dB) Read Level Ant Factor Cable Loss Preamp Factor APos TPos Remark MHz dBuV/m dBuV/m dBuV dB/m dB dB cm deg 1 5642.34 52.67 68.30 -15.63 39.82 36.44 9.84 33.43 259 8 PEAK 2 5652.20 53.35 69.93 -16.58 40.46 36.45 9.87 33.43 259 8 PEAK 3 5718.90 71.04 110.49 -39.45 57.95 36.52 10.01 33.44 259 8 PEAK 4 5720.06 70.53 110.94 -40.41 57.44 36.52 10.01 33.44 259 8 PEAK	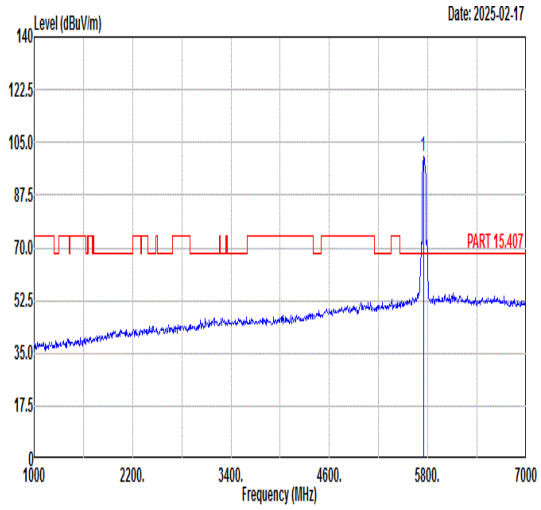 Freq Level Limit Line Margin (dB) Read Level Ant Factor Cable Loss Preamp Factor APos TPos Remark MHz dBuV/m dBuV/m dBuV dB/m dB dB cm deg 1 5745.00 100.51 ------ ------ 87.33 36.55 10.08 33.45 259 8 PEAK
Avg	Blank	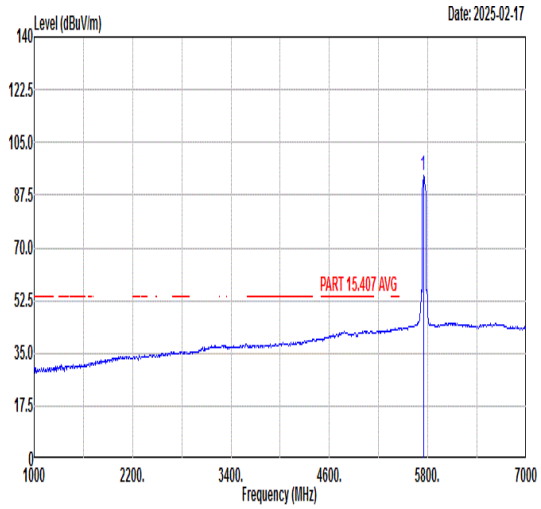 Freq Level Limit Line Margin (dB) Read Level Ant Factor Cable Loss Preamp Factor APos TPos Remark MHz dBuV/m dBuV/m dBuV dB/m dB dB cm deg 1 5745.00 93.92 ------ ------ 80.74 36.55 10.08 33.45 259 8 AVERAGE

Mode	66	
	Band Edge	
	U-NII-3_5.725-5.85_802.11a_CH149_5745MHz	
ANT	9	
Pol.	Vertical	Fundamental
Peak	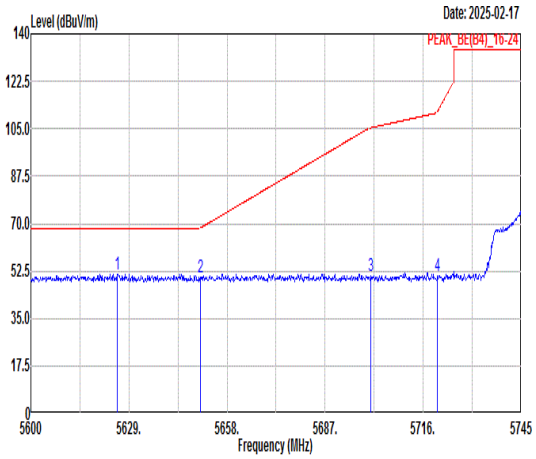 Freq Level Limit Line Margin (dB) Read Level Ant Factor Cable Loss Preamp Factor APos TPos Remark 1 5625.52 51.46 68.30 -16.84 38.65 36.43 9.81 33.43 192 360 PEAK 2 5650.03 50.32 68.32 -18.00 37.44 36.45 9.86 33.43 192 360 PEAK 3 5700.49 50.46 105.34 -54.88 37.43 36.50 9.97 33.44 192 360 PEAK 4 5720.21 50.49 111.27 -60.78 37.40 36.52 10.01 33.44 192 360 PEAK	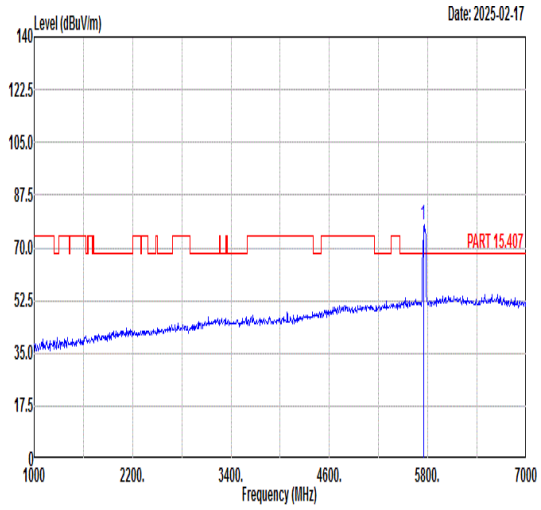 Freq Level Limit Line Margin (dB) Read Level Ant Factor Cable Loss Preamp Factor APos TPos Remark 1 5745.00 77.57 ------ ------ 64.37 36.56 10.09 33.45 192 360 PEAK
Avg	Blank	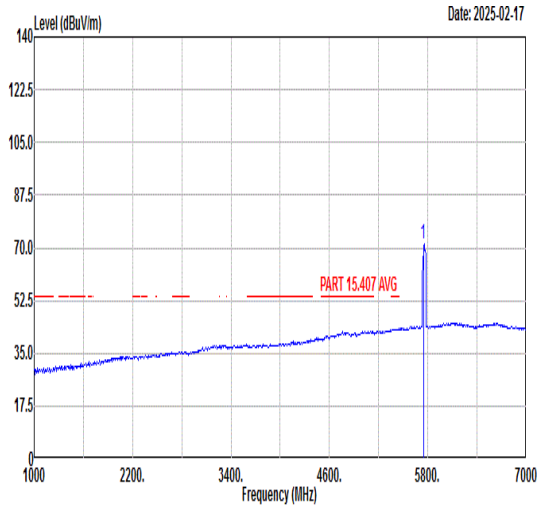 Freq Level Limit Line Margin (dB) Read Level Ant Factor Cable Loss Preamp Factor APos TPos Remark 1 5745.00 71.50 ------ ------ 58.30 36.56 10.09 33.45 192 360 AVERAGE

Mode	66	
	Harmonic	
	U-NII-3_5.725-5.85_802.11a_CH149_5745MHz	
ANT	9	
Pol.	Horizontal	Vertical
Peak Avg	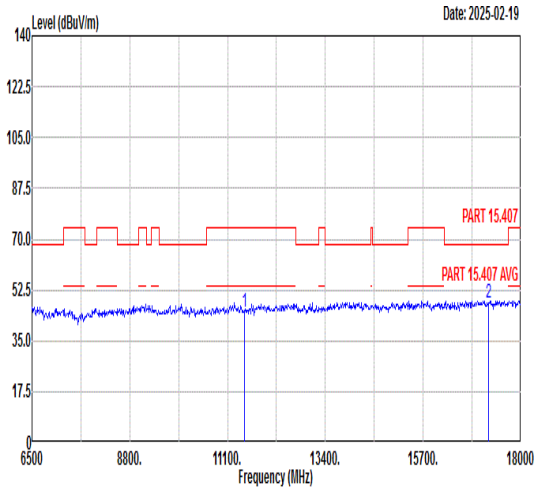 Freq Level Limit Line Margin Read Level Ant Factor Cable Loss Preamp Factor APos TPos Remark MHz dBuV/m dBuV/m dB dBuV dB/m dB dB cm deg 1 11490.00 45.11 74.00 -28.89 56.89 39.19 12.87 63.84 --- --- Peak 2 17235.00 48.07 68.30 -20.23 54.85 42.56 15.72 65.06 --- --- Peak	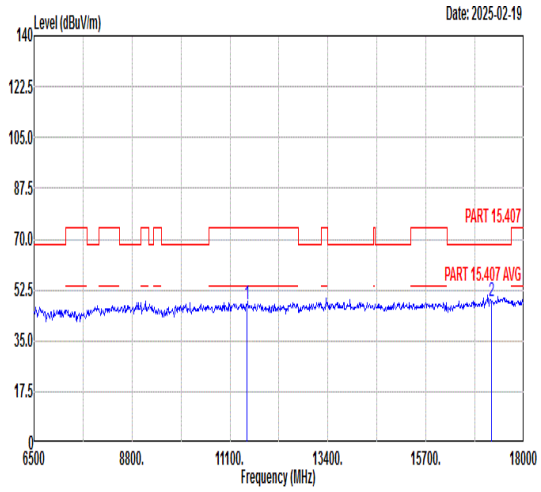 Freq Level Limit Line Margin Read Level Ant Factor Cable Loss Preamp Factor APos TPos Remark MHz dBuV/m dBuV/m dB dBuV dB/m dB dB cm deg 1 11490.00 47.46 74.00 -26.54 59.24 39.19 12.87 63.84 --- --- Peak 2 17235.00 48.58 68.30 -19.72 55.36 42.56 15.72 65.06 --- --- Peak

Mode	67	
	Harmonic	
	U-NII-3_5.725-5.85_802.11a_CH157_5785MHz	
ANT	9	
Pol.	Horizontal	Vertical
Peak Avg	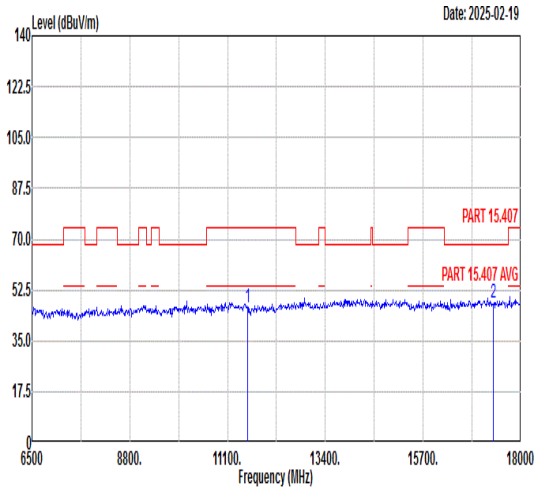 Freq Level Limit Line Margin Read Level Ant Factor Cable Loss Preamp Factor APos TPos Remark MHz dBuV/m dBuV/m dB dBuV dB/m dB dB cm deg 1 11570.00 46.71 74.00 -27.29 58.40 39.28 12.93 63.90 --- --- Peak 2 17355.00 48.27 68.30 -20.03 54.96 42.69 15.81 65.19 --- --- Peak	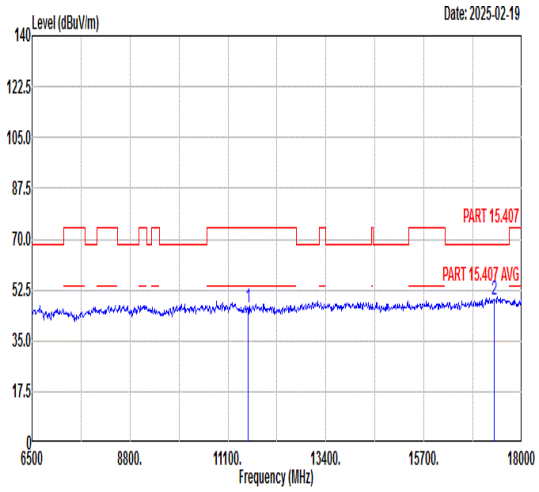 Freq Level Limit Line Margin Read Level Ant Factor Cable Loss Preamp Factor APos TPos Remark MHz dBuV/m dBuV/m dB dBuV dB/m dB dB cm deg 1 11570.00 46.29 74.00 -27.71 57.98 39.28 12.93 63.90 --- --- Peak 2 17355.00 49.17 68.30 -19.13 55.86 42.69 15.81 65.19 --- --- Peak

Mode	68	
	Band Edge	
	U-NII-3_5.725-5.85_802.11a_CH165_5825MHz	
ANT	9	
Pol.	Horizontal	Fundamental
Peak	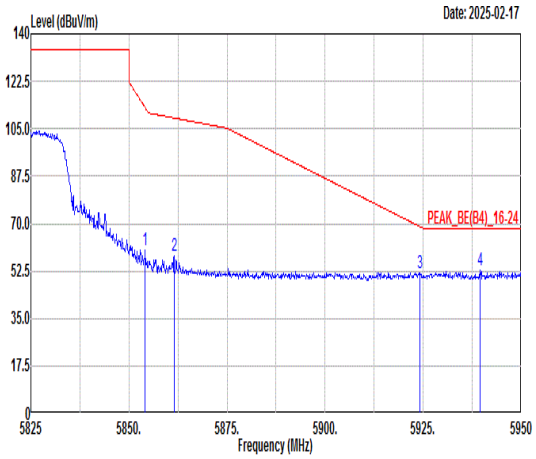 Freq Level Limit Line Margin (dB) Read Level Ant Factor Cable Loss Preamp Factor APos TPos Remark 1 5854.13 60.01 112.79 -52.78 46.54 36.65 10.29 33.47 247 0 PEAK 2 5861.50 58.12 108.98 -50.86 44.62 36.66 10.31 33.47 247 0 PEAK 3 5924.13 51.90 68.94 -17.04 38.22 36.72 10.44 33.48 247 0 PEAK 4 5939.50 52.61 68.30 -15.69 38.89 36.74 10.47 33.49 247 0 PEAK	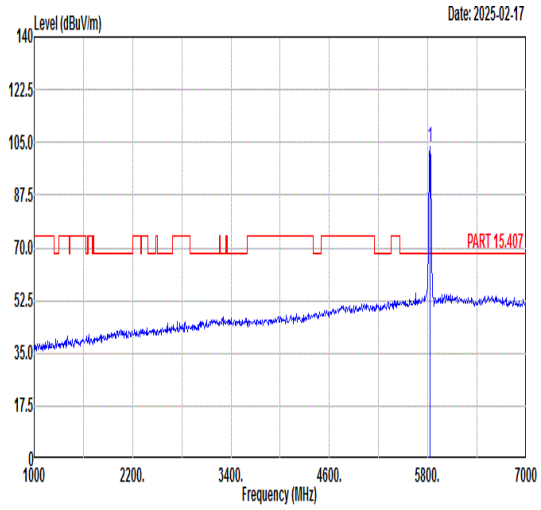 Freq Level Limit Line Margin (dB) Read Level Ant Factor Cable Loss Preamp Factor APos TPos Remark 1 5825.00 103.45 ------ ------ 90.06 36.62 10.23 33.46 247 0 PEAK
Avg	Blank	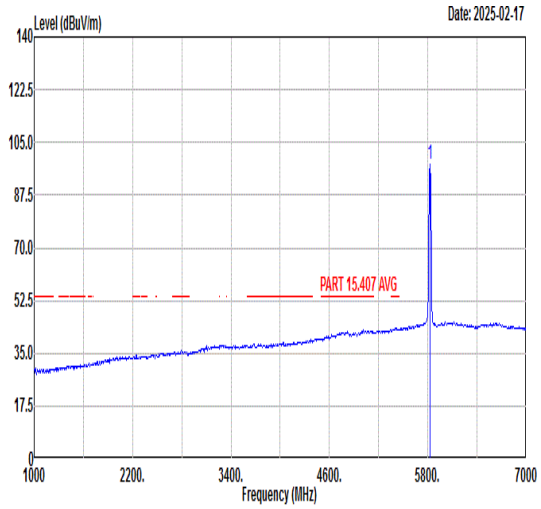 Freq Level Limit Line Margin (dB) Read Level Ant Factor Cable Loss Preamp Factor APos TPos Remark 1 5825.00 97.52 ------ ------ 84.13 36.62 10.23 33.46 247 0 AVERAGE

Mode	68	
	Band Edge	
	U-NII-3_5.725-5.85_802.11a_CH165_5825MHz	
ANT	9	
Pol.	Vertical	Fundamental
Peak	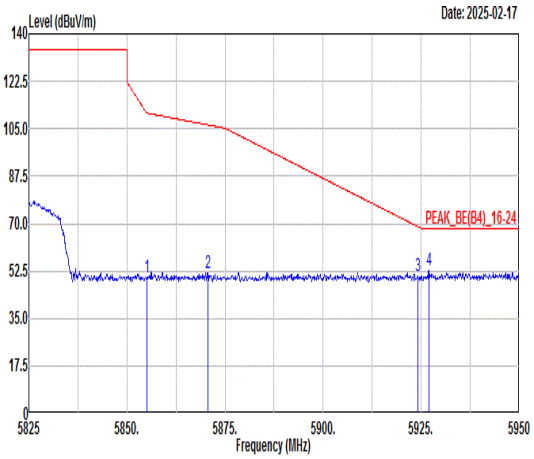 Freq Level Limit Line Margin (dB) Read Level Ant Factor Cable Loss Preamp Factor APos TPos Remark 1 5855.00 50.07 110.80 -60.73 36.60 36.65 10.29 33.47 118 360 PEAK 2 5870.63 51.81 106.42 -54.61 38.29 36.67 10.32 33.47 118 360 PEAK 3 5924.25 50.84 68.85 -18.01 37.16 36.72 10.44 33.48 118 360 PEAK 4 5927.00 52.69 68.30 -15.61 39.01 36.73 10.44 33.49 118 360 PEAK	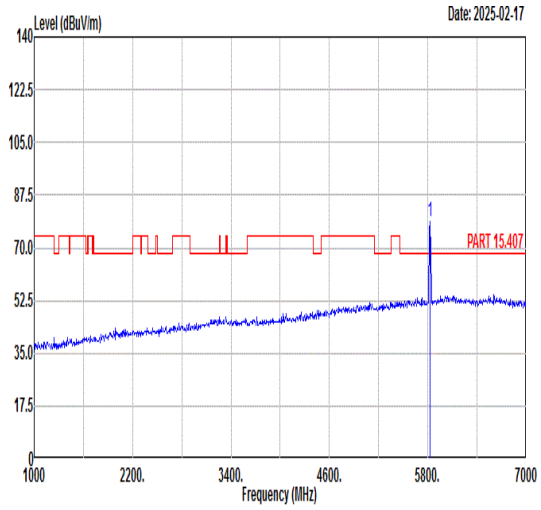 Freq Level Limit Line Margin (dB) Read Level Ant Factor Cable Loss Preamp Factor APos TPos Remark 1 5825.00 78.48 ------ ------ 65.09 36.62 10.23 33.46 118 360 PEAK
Avg	Blank	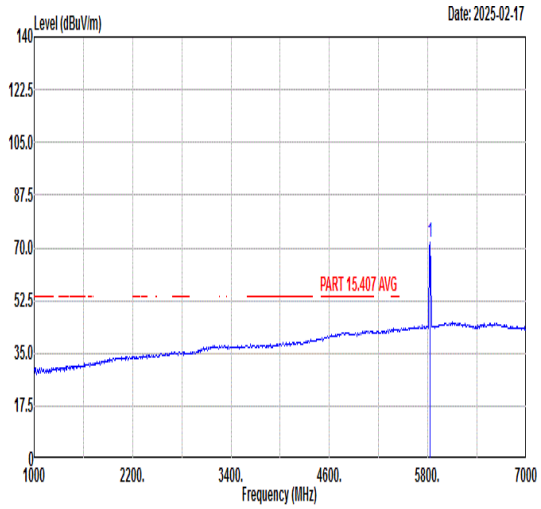 Freq Level Limit Line Margin (dB) Read Level Ant Factor Cable Loss Preamp Factor APos TPos Remark 1 5825.00 71.88 ------ ------ 58.49 36.62 10.23 33.46 118 360 AVERAGE

Mode	68	
	Harmonic	
	U-NII-3_5.725-5.85_802.11a_CH165_5825MHz	
ANT	9	
Pol.	Horizontal	Vertical
Peak Avg	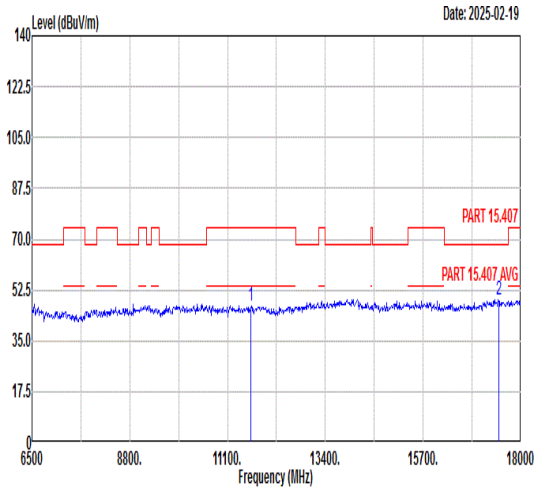 Freq Level Limit Line Margin Read Level Ant Factor Cable Loss Preamp Factor APos TPos Remark MHz dBuV/m dBuV/m dB dBuV dB/m dB dB cm deg 1 11650.00 46.77 74.00 -27.23 58.35 39.38 12.99 63.95 --- --- Peak 2 17475.00 49.15 68.30 -19.15 55.75 42.82 15.90 65.32 --- --- Peak	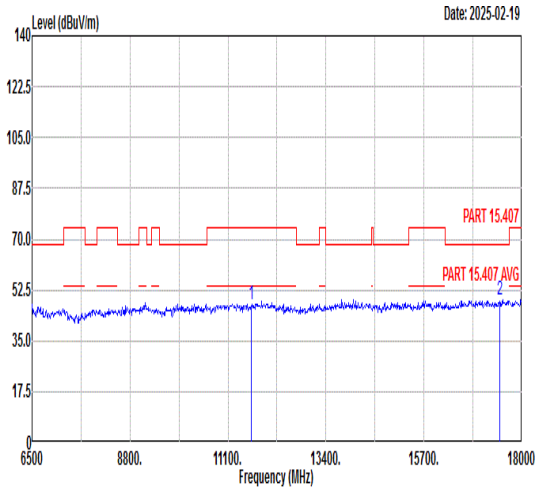 Freq Level Limit Line Margin Read Level Ant Factor Cable Loss Preamp Factor APos TPos Remark MHz dBuV/m dBuV/m dB dBuV dB/m dB dB cm deg 1 11650.00 47.43 74.00 -26.57 59.01 39.38 12.99 63.95 --- --- Peak 2 17475.00 49.19 68.30 -19.11 55.79 42.82 15.90 65.32 --- --- Peak

Mode	69	
	Band Edge	
	U-NII-3_5.725-5.85_802.11n HT20_CH149_Full RU_5745MHz	
ANT	9	
Pol.	Horizontal	Fundamental
Peak	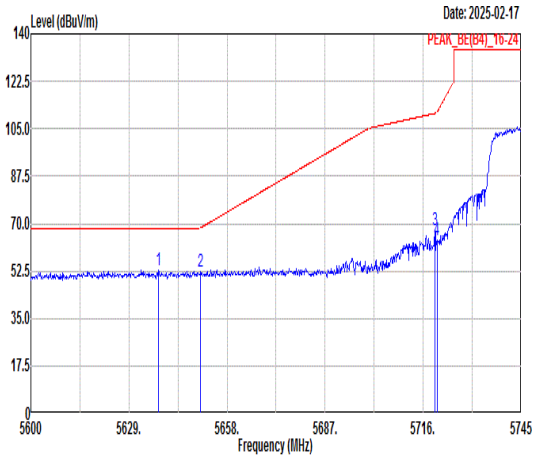 Freq Level Limit Line Margin (dB) Read Level Ant Factor Cable Loss Preamp Factor APos TPos Remark 1 5637.70 53.08 68.30 -15.22 40.23 36.44 9.84 33.43 225 33 PEAK 2 5650.17 52.10 68.43 -16.33 39.22 36.45 9.86 33.43 225 33 PEAK 3 5719.48 67.43 110.65 -43.22 54.34 36.52 10.01 33.44 225 33 PEAK 4 5720.06 64.15 110.94 -46.79 51.06 36.52 10.01 33.44 225 33 PEAK	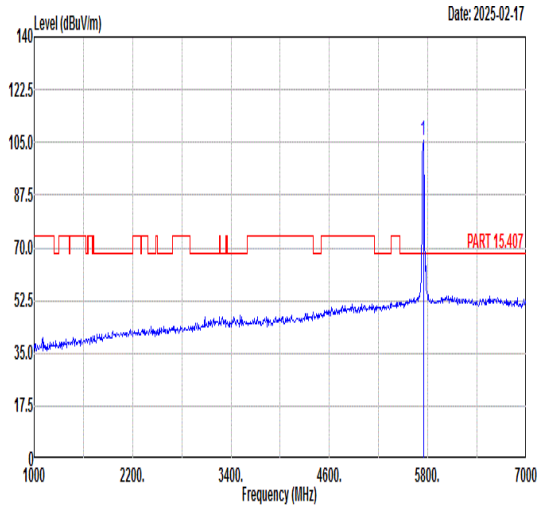 Freq Level Limit Line Margin (dB) Read Level Ant Factor Cable Loss Preamp Factor APos TPos Remark 1 5745.00 105.68 ------ ------ 92.52 36.55 10.06 33.45 225 33 PEAK
Avg	Blank	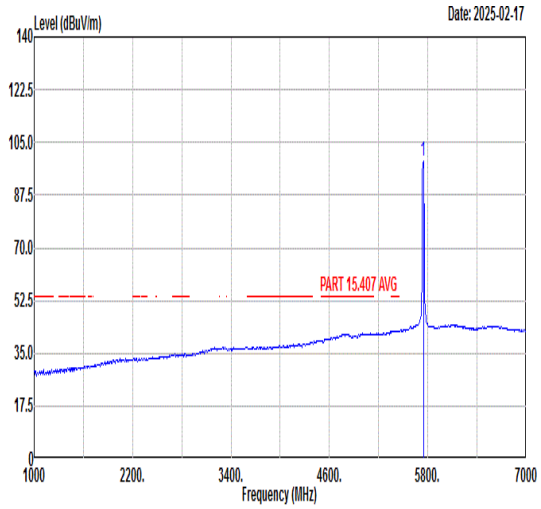 Freq Level Limit Line Margin (dB) Read Level Ant Factor Cable Loss Preamp Factor APos TPos Remark 1 5745.00 98.53 ------ ------ 85.37 36.55 10.06 33.45 225 33 AVERAGE

Mode	69	
	Band Edge	
	U-NII-3_5.725-5.85_802.11n HT20_CH149_Full RU_5745MHz	
ANT	9	
Pol.	Vertical	Fundamental
Peak	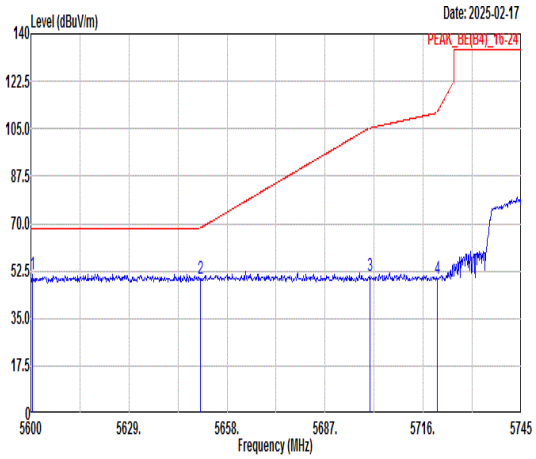 Freq Level Limit Line Margin (dB) Read Level Ant Factor Cable Loss Preamp Factor APos TPos Remark 1 5600.44 51.48 68.30 -16.82 38.74 36.40 9.76 33.42 200 0 PEAK 2 5650.03 49.88 68.32 -18.44 37.00 36.45 9.86 33.43 200 0 PEAK 3 5700.20 50.55 105.25 -54.70 37.52 36.50 9.97 33.44 200 0 PEAK 4 5720.21 49.65 111.27 -61.62 36.56 36.52 10.01 33.44 200 0 PEAK	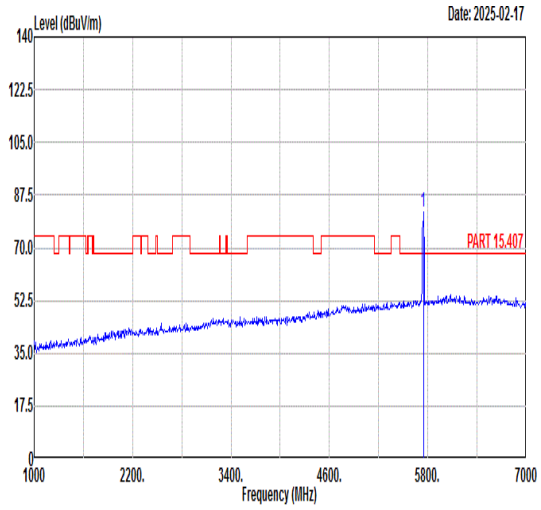 Freq Level Limit Line Margin (dB) Read Level Ant Factor Cable Loss Preamp Factor APos TPos Remark 1 5745.00 81.63 ------ ------ 68.45 36.55 10.08 33.45 200 0 PEAK
Avg	Blank	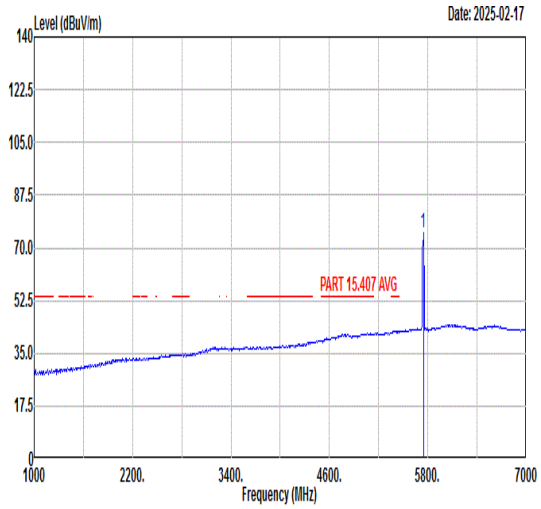 Freq Level Limit Line Margin (dB) Read Level Ant Factor Cable Loss Preamp Factor APos TPos Remark 1 5745.00 75.25 ------ ------ 62.07 36.55 10.08 33.45 200 0 AVERAGE

Mode	69	
	Harmonic	
	U-NII-3_5.725-5.85_802.11n HT20_CH149_Full RU_5745MHz	
ANT	9	
Pol.	Horizontal	Vertical
Peak Avg	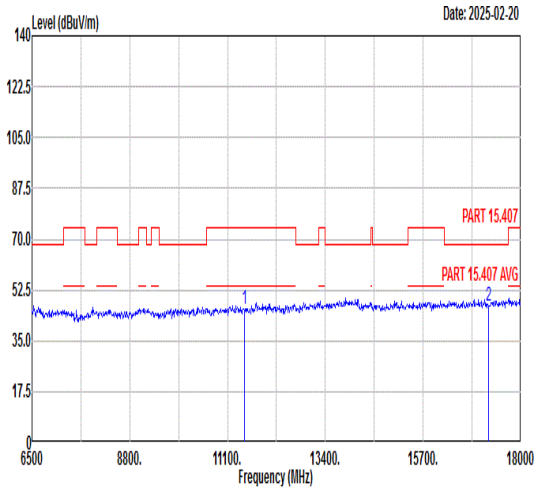 Freq Level Limit Line Margin Read Level Ant Factor Cable Loss Preamp Factor APos TPos Remark MHz dBuV/m dBuV/m dB dBuV dB/m dB dB cm deg 1 11490.00 46.13 74.00 -27.87 57.91 39.19 12.87 63.84 --- --- Peak 2 17235.00 47.01 68.30 -21.29 53.79 42.56 15.72 65.06 --- --- Peak	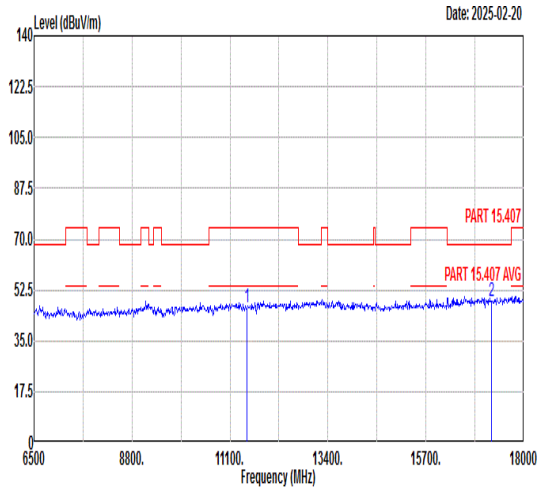 Freq Level Limit Line Margin Read Level Ant Factor Cable Loss Preamp Factor APos TPos Remark MHz dBuV/m dBuV/m dB dBuV dB/m dB dB cm deg 1 11490.00 46.57 74.00 -27.43 58.35 39.19 12.87 63.84 --- --- Peak 2 17235.00 48.52 68.30 -19.78 55.30 42.56 15.72 65.06 --- --- Peak

Mode	70	
	Harmonic	
	U-NII-3_5.725-5.85_802.11n HT20_CH157_Full RU_5785MHz	
ANT	9	
Pol.	Horizontal	Vertical
Peak Avg	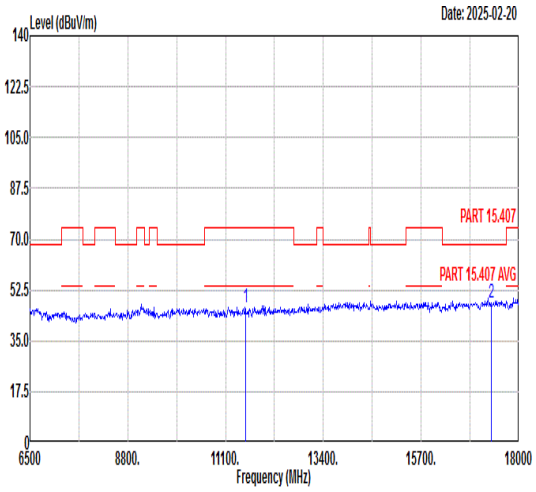 Freq Level Limit Line Margin Read Level Ant Factor Cable Loss Preamp Factor APos TPos Remark MHz dBuV/m dBuV/m dB dBuV dB/m dB dB cm deg 1 11570.00 46.58 74.00 -27.42 58.27 39.28 12.93 63.90 --- --- Peak 2 17355.00 48.16 68.30 -20.14 54.85 42.69 15.81 65.19 --- --- Peak	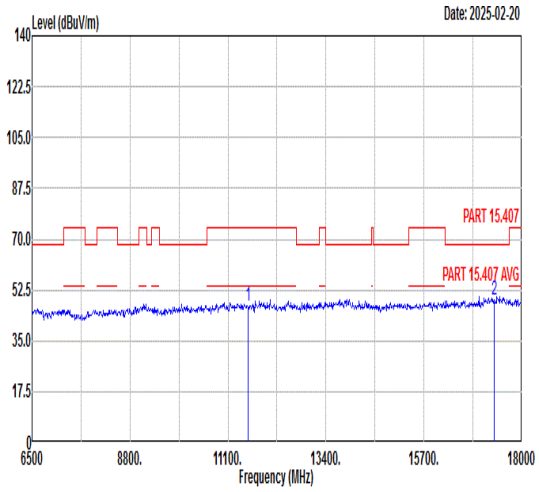 Freq Level Limit Line Margin Read Level Ant Factor Cable Loss Preamp Factor APos TPos Remark MHz dBuV/m dBuV/m dB dBuV dB/m dB dB cm deg 1 11570.00 46.80 74.00 -27.20 58.49 39.28 12.93 63.90 --- --- Peak 2 17355.00 49.18 68.30 -19.12 55.87 42.69 15.81 65.19 --- --- Peak

Mode	71	
	Band Edge	
	U-NII-3_5.725-5.85_802.11n HT20_CH165_Full RU_5825MHz	
ANT	9	
Pol.	Horizontal	Fundamental
Peak	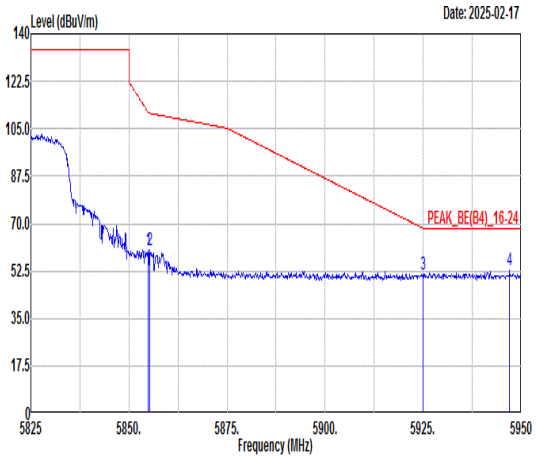 Freq Level Limit Line Margin (dB) Read Level Ant Factor Cable Loss Preamp Factor APos TPos Remark 1 5854.88 60.15 111.08 -50.93 46.68 36.65 10.29 33.47 200 6 PEAK 2 5855.25 60.19 110.73 -50.54 46.71 36.66 10.29 33.47 200 6 PEAK 3 5925.00 51.47 68.30 -16.83 37.80 36.72 10.44 33.49 200 6 PEAK 4 5947.00 52.79 68.30 -15.51 39.04 36.75 10.49 33.49 200 6 PEAK	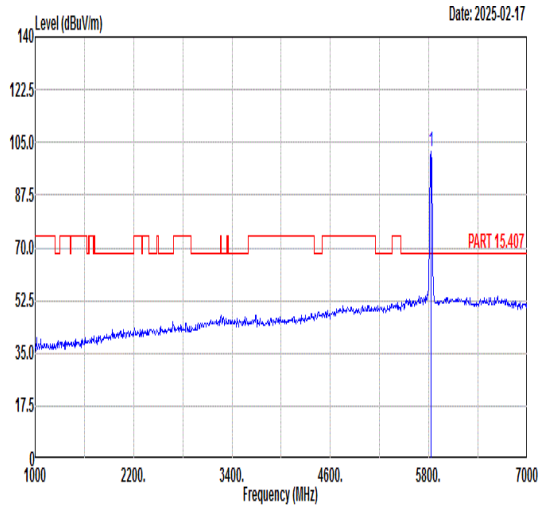 Freq Level Limit Line Margin (dB) Read Level Ant Factor Cable Loss Preamp Factor APos TPos Remark 1 5825.00 102.01 ------ ------ 88.62 36.62 10.23 33.46 200 6 PEAK
Avg	Blank	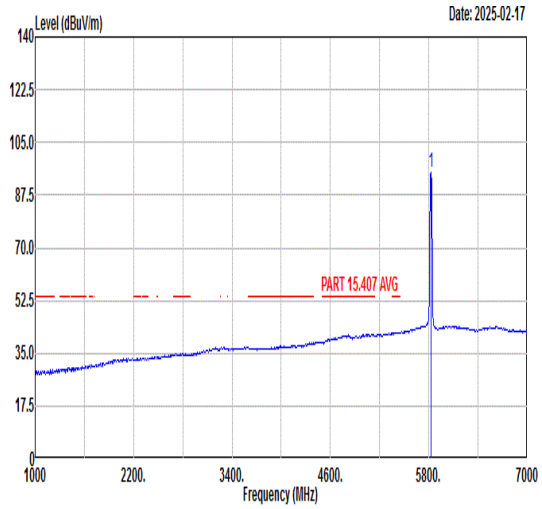 Freq Level Limit Line Margin (dB) Read Level Ant Factor Cable Loss Preamp Factor APos TPos Remark 1 5825.00 95.33 ------ ------ 81.94 36.62 10.23 33.46 200 6 AVERAGE

Mode	71	
	Band Edge	
	U-NII-3_5.725-5.85_802.11n HT20_CH165_Full RU_5825MHz	
ANT	9	
Pol.	Vertical	Fundamental
Peak	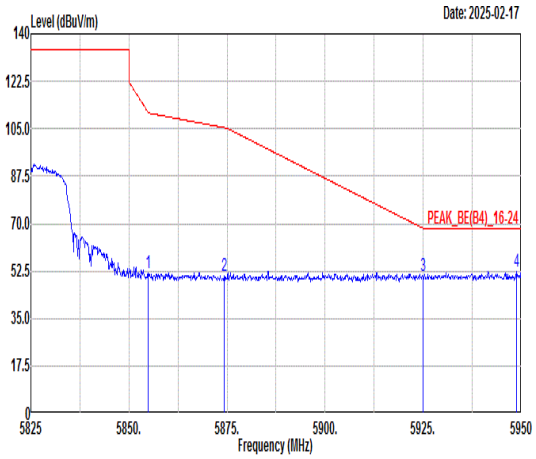 Freq Level Limit Line Margin (dB) Read Level Ant Factor Cable Loss Preamp Factor APos TPos Remark 1 5854.88 52.03 111.08 -59.05 38.56 36.65 10.29 33.47 200 239 PEAK 2 5874.25 50.88 105.41 -54.53 37.35 36.67 10.33 33.47 200 239 PEAK 3 5925.00 50.90 68.30 -17.40 37.23 36.72 10.44 33.49 200 239 PEAK 4 5948.88 52.48 68.30 -15.82 38.73 36.75 10.49 33.49 200 239 PEAK	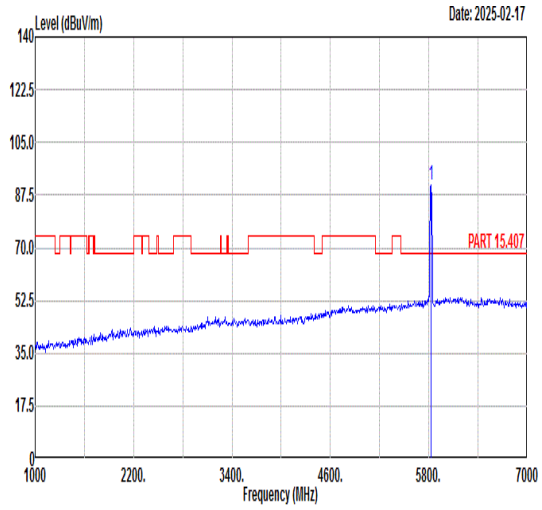 Freq Level Limit Line Margin (dB) Read Level Ant Factor Cable Loss Preamp Factor APos TPos Remark 1 5825.00 91.10 ------ ------ 77.71 36.62 10.23 33.46 200 239 PEAK
Avg	Blank	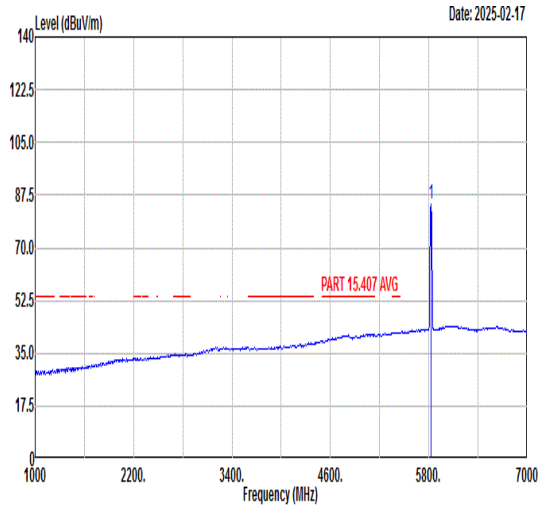 Freq Level Limit Line Margin (dB) Read Level Ant Factor Cable Loss Preamp Factor APos TPos Remark 1 5825.00 84.33 ------ ------ 70.94 36.62 10.23 33.46 200 239 AVERAGE

Mode	71	
	Harmonic	
	U-NII-3_5.725-5.85_802.11n HT20_CH165_Full RU_5825MHz	
ANT	9	
Pol.	Horizontal	Vertical
Peak Avg	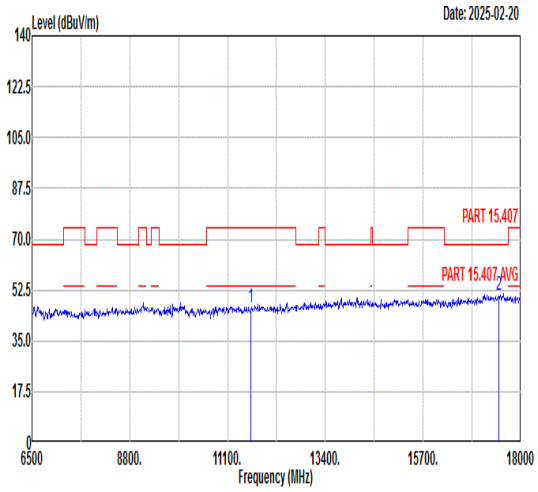 Freq Level Limit Line Margin Read Level Ant Factor Cable Loss Preamp Factor APos TPos Remark MHz dBuV/m dBuV/m dB dBuV dB/m dB dB cm deg 1 11650.00 46.64 74.00 -27.36 58.22 39.38 12.99 63.95 --- --- Peak 2 17475.00 50.71 68.30 -17.59 57.31 42.82 15.90 65.32 --- --- Peak	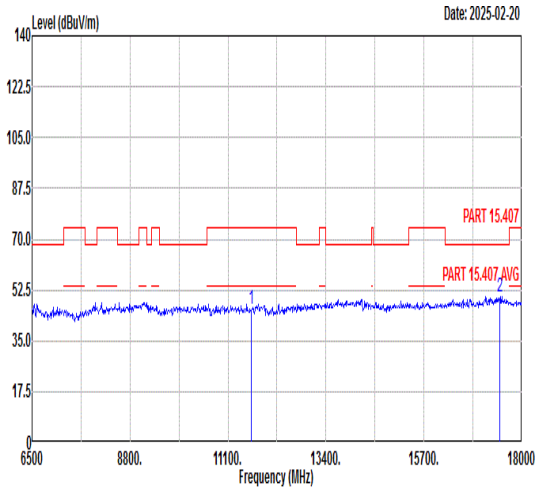 Freq Level Limit Line Margin Read Level Ant Factor Cable Loss Preamp Factor APos TPos Remark MHz dBuV/m dBuV/m dB dBuV dB/m dB dB cm deg 1 11650.00 45.73 74.00 -28.27 57.31 39.38 12.99 63.95 --- --- Peak 2 17475.00 50.41 68.30 -17.89 57.01 42.82 15.90 65.32 --- --- Peak

Mode	72	
	Band Edge - L	
	U-NII-3_5.725-5.85_802.11n HT40_CH151_Full RU_5755MHz	
ANT	9	
Pol.	Horizontal	Fundamental
Peak	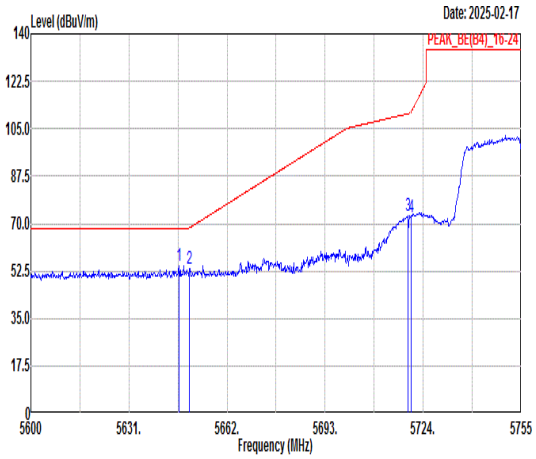 Freq Level Limit Line Margin (dB) Read Level Ant Factor Cable Loss Preamp Factor APos TPos Remark 1 5646.81 54.34 68.30 -13.96 41.47 36.45 9.85 33.43 219 32 PEAK 2 5650.07 53.12 68.35 -15.23 40.24 36.45 9.86 33.43 219 32 PEAK 3 5719.20 72.95 110.57 -37.62 59.86 36.52 10.01 33.44 219 32 PEAK 4 5720.13 72.54 111.09 -38.55 59.45 36.52 10.01 33.44 219 32 PEAK	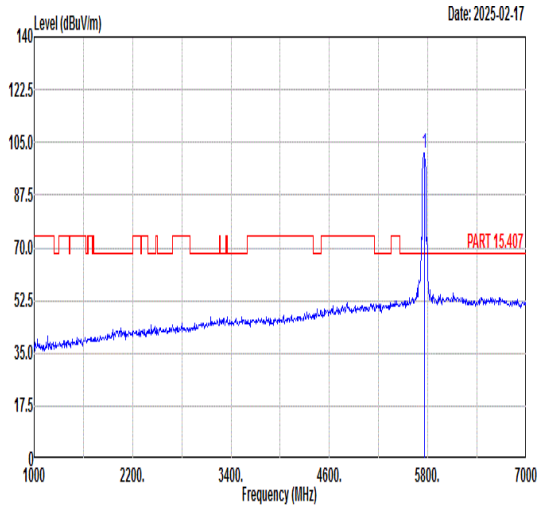 Freq Level Limit Line Margin (dB) Read Level Ant Factor Cable Loss Preamp Factor APos TPos Remark 1 5755.00 101.64 ------ ------ 88.43 36.56 10.10 33.45 219 32 PEAK
Avg	Blank	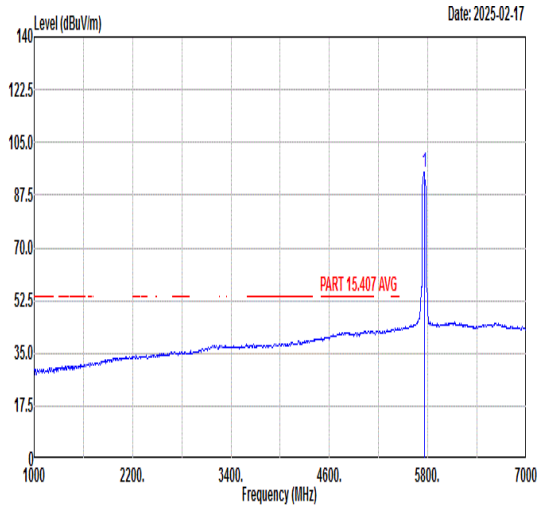 Freq Level Limit Line Margin (dB) Read Level Ant Factor Cable Loss Preamp Factor APos TPos Remark 1 5755.00 95.25 ------ ------ 82.05 36.56 10.09 33.45 219 32 AVERAGE

Mode	72	
	Band Edge - R	
	U-NII-3_5.725-5.85_802.11n HT40_CH151_Full RU_5755MHz	
ANT	9	
Pol.	Horizontal	Fundamental
Peak	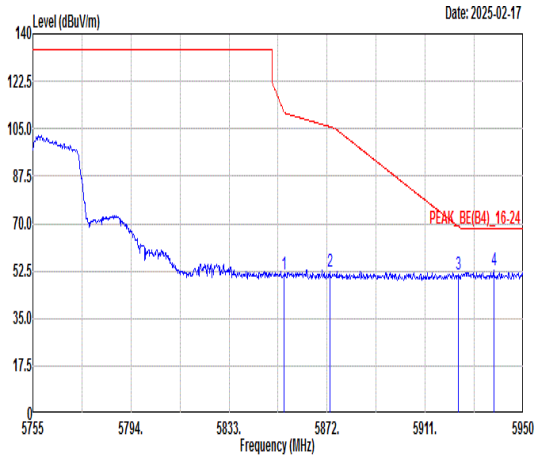 Freq Level Limit Line Margin (dB) Read Level Ant Factor Cable Loss Preamp Factor APos TPos Remark MHz dBuV/m dBuV/m dBuV dB/m dB dB cm deg 1 5854.84 51.21 111.17 -59.96 37.74 36.65 10.29 33.47 219 32 PEAK 2 5873.17 52.24 105.71 -53.47 38.71 36.67 10.33 33.47 219 32 PEAK 3 5924.07 51.36 68.99 -17.63 37.68 36.72 10.44 33.48 219 32 PEAK 4 5938.30 52.74 68.30 -15.56 39.02 36.74 10.47 33.49 219 32 PEAK	Blank

Mode	72
	Band Edge - L
	U-NII-3_5.725-5.85_802.11n HT40_CH151_Full RU_5755MHz
ANT	9

Pol.	Vertical	Fundamental
Peak	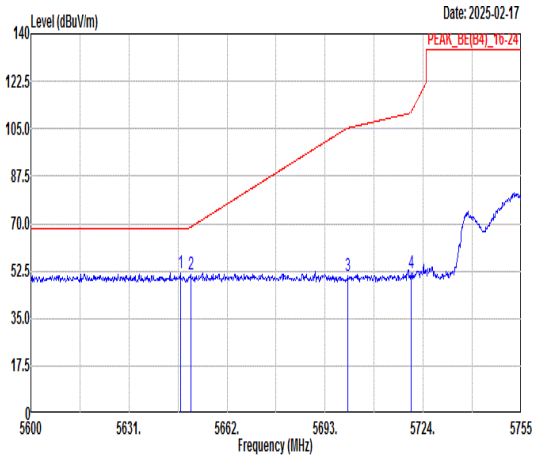 Freq Level Limit Line Margin (dB) Read Level Ant Factor Cable Loss Preamp Factor APos TPos Remark 1 5647.28 51.53 68.30 -16.77 38.65 36.45 9.86 33.43 194 0 PEAK 2 5650.53 50.99 68.69 -17.70 38.11 36.45 9.86 33.43 194 0 PEAK 3 5700.29 50.67 105.28 -54.61 37.64 36.50 9.97 33.44 194 0 PEAK 4 5720.13 51.56 111.09 -59.53 38.47 36.52 10.01 33.44 194 0 PEAK	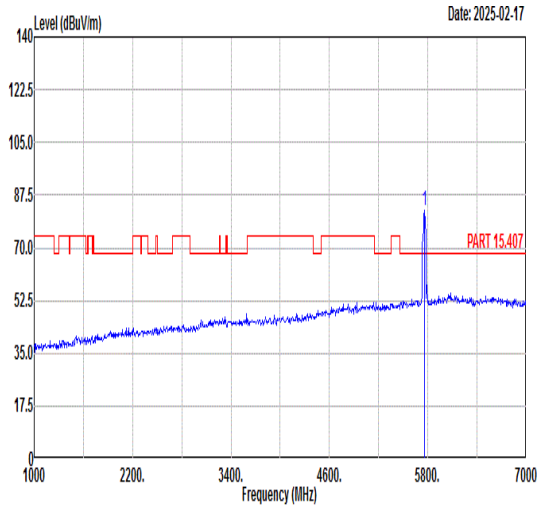 Freq Level Limit Line Margin (dB) Read Level Ant Factor Cable Loss Preamp Factor APos TPos Remark 1 5755.00 82.20 ------ ------ 69.00 36.56 10.09 33.45 194 0 PEAK
Avg	Blank	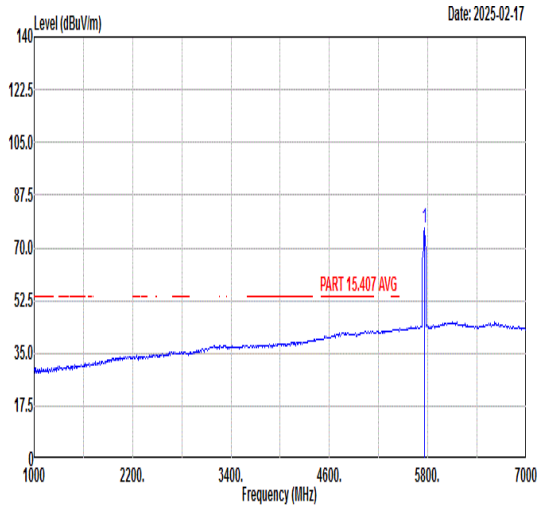 Freq Level Limit Line Margin (dB) Read Level Ant Factor Cable Loss Preamp Factor APos TPos Remark 1 5755.00 76.36 ------ ------ 63.16 36.56 10.09 33.45 194 0 AVERAGE

Mode	72	
	Band Edge - R	
	U-NII-3_5.725-5.85_802.11n HT40_CH151_Full RU_5755MHz	
ANT	9	
Pol.	Vertical	Fundamental
Peak	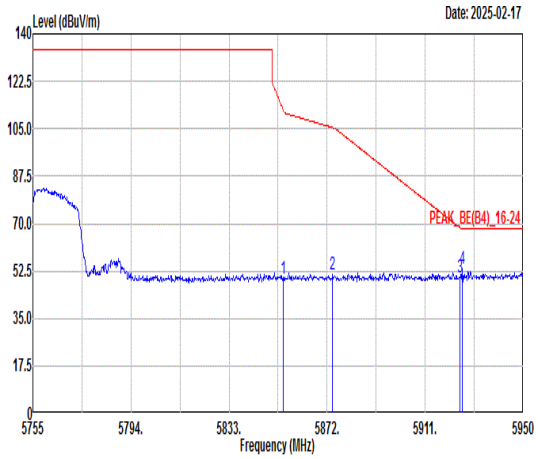 Freq Level Limit Line Margin (dB) Read Level Ant Factor Cable Loss Preamp Factor APos TPos Remark MHz dBuV/m dBuV/m dBuV dB/m dB dB cm deg 1 5854.65 49.90 111.61 -61.71 36.43 36.65 10.29 33.47 194 0 PEAK 2 5874.15 51.06 105.44 -54.38 37.53 36.67 10.33 33.47 194 0 PEAK 3 5924.85 50.02 68.41 -18.39 36.34 36.72 10.44 33.48 194 0 PEAK 4 5925.63 53.23 68.30 -15.07 39.55 36.73 10.44 33.49 194 0 PEAK	Blank

Mode	73	
	Band Edge - L	
	U-NII-3_5.725-5.85_802.11n HT40_CH159_Full RU_5795MHz	
ANT	9	
Pol.	Horizontal	Fundamental
Peak	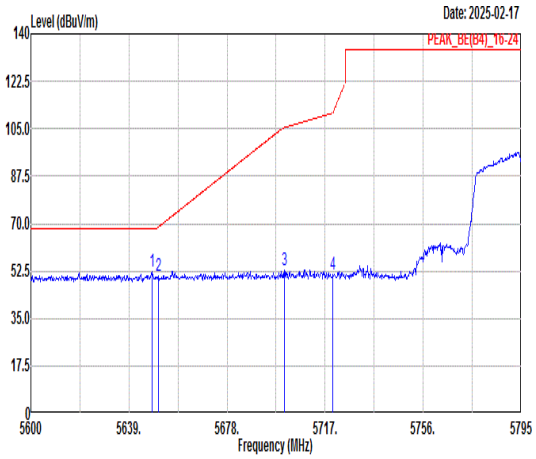 Freq Level Limit Line Margin (dB) Read Level Ant Factor Cable Loss Preamp Factor APos TPos Remark 1 5648.17 52.25 68.30 -16.05 39.37 36.45 9.86 33.43 400 47 PEAK 2 5650.70 50.86 68.82 -17.96 37.98 36.45 9.86 33.43 400 47 PEAK 3 5700.82 52.57 105.43 -52.86 39.54 36.50 9.97 33.44 400 47 PEAK 4 5720.12 51.39 111.07 -59.68 38.30 36.52 10.01 33.44 400 47 PEAK	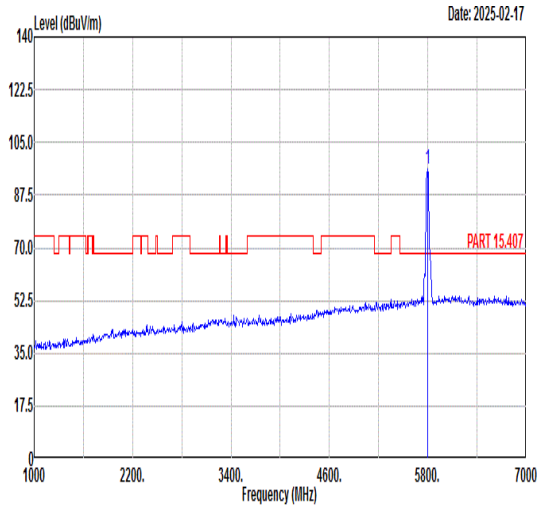 Freq Level Limit Line Margin (dB) Read Level Ant Factor Cable Loss Preamp Factor APos TPos Remark 1 5795.00 96.36 ------ ------ 83.04 36.60 10.18 33.46 400 47 PEAK
Avg	Blank	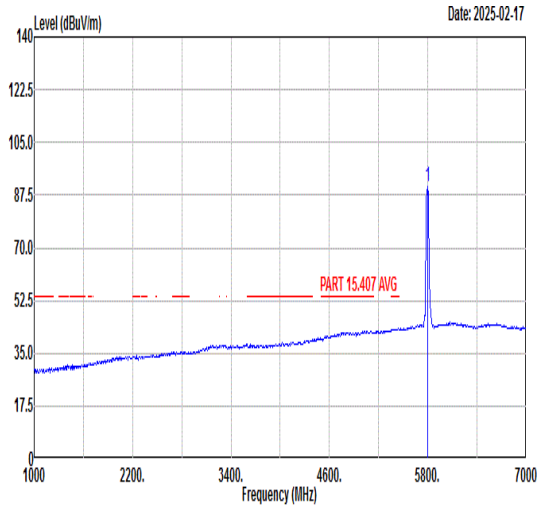 Freq Level Limit Line Margin (dB) Read Level Ant Factor Cable Loss Preamp Factor APos TPos Remark 1 5795.00 90.19 ------ ------ 76.90 36.59 10.16 33.46 400 47 AVERAGE

Mode	73	
	Band Edge - R	
	U-NII-3_5.725-5.85_802.11n HT40_CH159_Full RU_5795MHz	
ANT	9	
Pol.	Horizontal	Fundamental
Peak	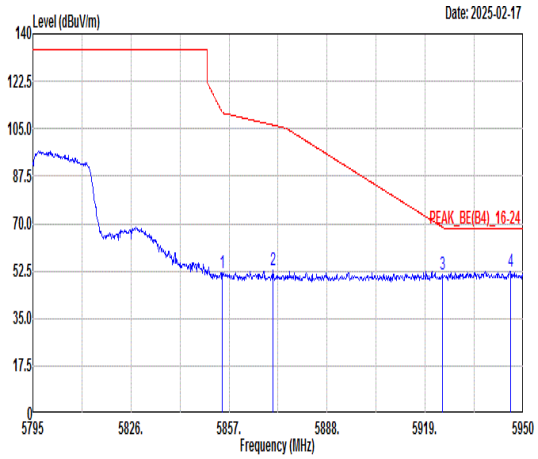 Freq Level Limit Line Margin (dB) Read Level Ant Factor Cable Loss Preamp Factor APos TPos Remark MHz dBuV/m dBuV/m dBuV dB/m dB dB cm deg 1 5854.83 51.60 111.19 -59.59 38.13 36.65 10.29 33.47 400 47 PEAK 2 5870.80 52.81 106.38 -53.57 39.28 36.67 10.33 33.47 400 47 PEAK 3 5924.43 51.01 68.72 -17.71 37.33 36.72 10.44 33.48 400 47 PEAK 4 5945.97 52.47 68.30 -15.83 38.73 36.75 10.48 33.49 400 47 PEAK	Blank

Mode	73
	Band Edge - L
	U-NII-3_5.725-5.85_802.11n HT40_CH159_Full RU_5795MHz
ANT	9

Pol.	Vertical	Fundamental
Peak	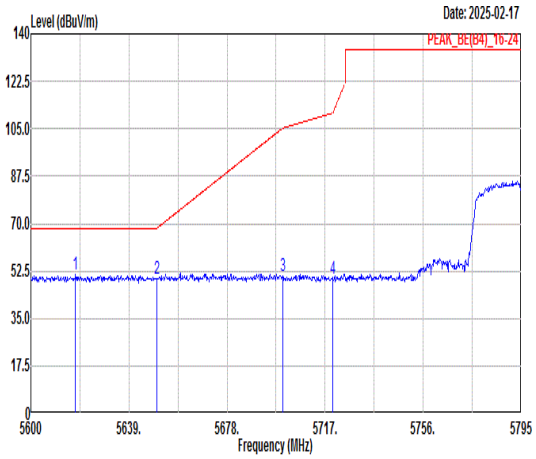 Freq Level Limit Line Margin (dB) Read Level Ant Factor Cable Loss Preamp Factor APos TPos Remark 1 5617.75 51.10 68.30 -17.20 38.31 36.42 9.79 33.42 100 220 PEAK 2 5650.12 49.66 68.39 -18.73 36.78 36.45 9.86 33.43 100 220 PEAK 3 5700.04 50.82 105.21 -54.39 37.79 36.50 9.97 33.44 100 220 PEAK 4 5720.12 49.50 111.07 -61.57 36.41 36.52 10.01 33.44 100 220 PEAK	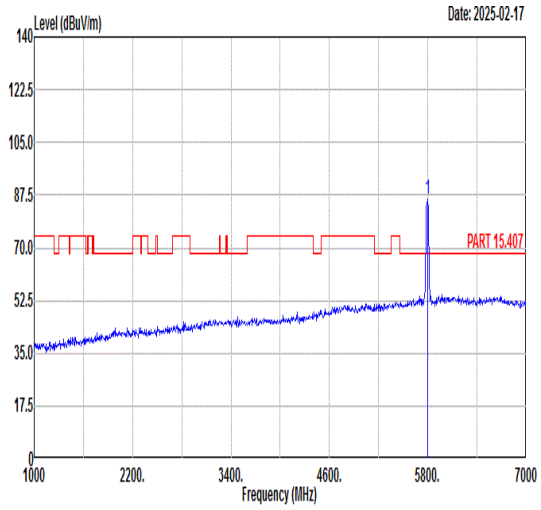 Freq Level Limit Line Margin (dB) Read Level Ant Factor Cable Loss Preamp Factor APos TPos Remark 1 5795.00 86.23 ------ ------ 72.91 36.60 10.18 33.46 100 220 PEAK
Avg	Blank	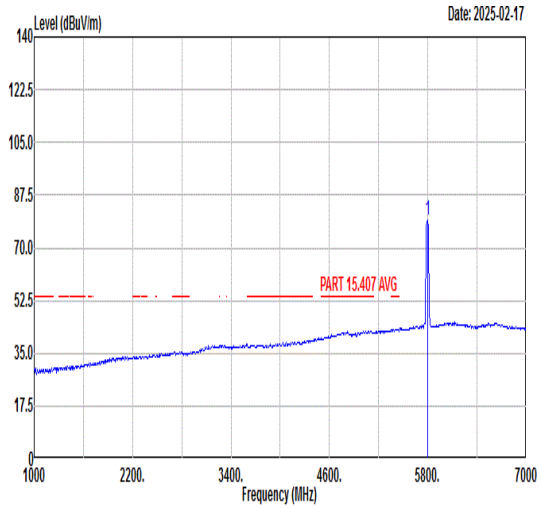 Freq Level Limit Line Margin (dB) Read Level Ant Factor Cable Loss Preamp Factor APos TPos Remark 1 5795.00 79.23 ------ ------ 65.94 36.59 10.16 33.46 100 220 AVERAGE

Mode	73	
	Band Edge - R	
	U-NII-3_5.725-5.85_802.11n HT40_CH159_Full RU_5795MHz	
ANT	9	
Pol.	Vertical	Fundamental
Peak	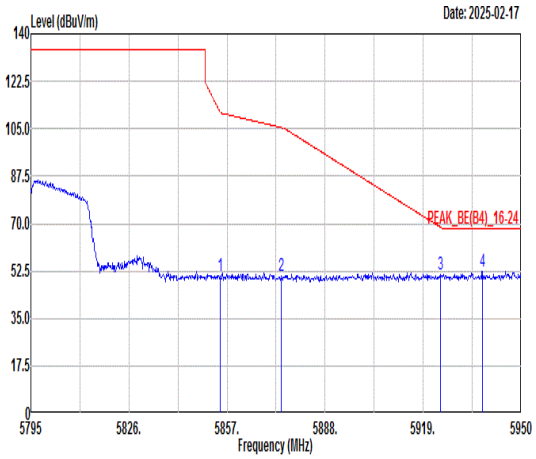 Freq Level Limit Line Margin (dB) Read Level Ant Factor Cable Loss Preamp Factor APos TPos Remark MHz dBuV/m dBuV/m dBuV dB/m dB dB cm deg 1 5854.83 50.95 111.19 -60.24 37.48 36.65 10.29 33.47 100 220 PEAK 2 5874.05 50.68 105.47 -54.79 37.15 36.67 10.33 33.47 100 220 PEAK 3 5924.43 51.35 68.72 -17.37 37.67 36.72 10.44 33.48 100 220 PEAK 4 5937.76 52.51 68.30 -15.79 38.79 36.74 10.47 33.49 100 220 PEAK	Blank

Mode	74	
	Band Edge - L	
	U-NII-3_5.725-5.85_802.11ac VHT80_CH155_Full RU_5775MHz	
ANT	9	
Pol.	Horizontal	Fundamental
Peak	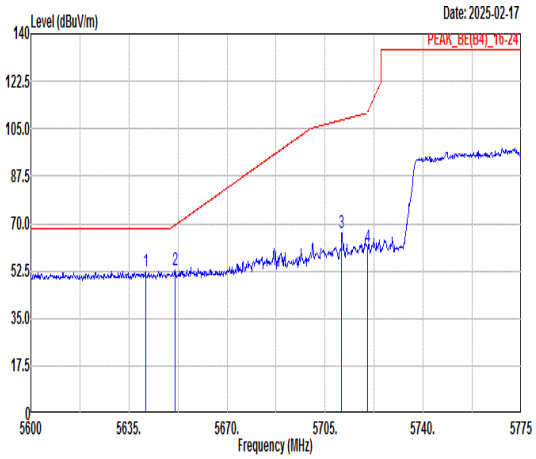 Freq Level Limit Line Margin (dB) Read Level Ant Factor Cable Loss Preamp Factor APos TPos Remark MHz dBuV/m dBuV/m dBuV dB/m dB dB cm deg 1 5640.95 52.25 68.30 -16.05 39.40 36.44 9.84 33.43 231 43 PEAK 2 5651.45 52.57 69.37 -16.80 39.69 36.45 9.86 33.43 231 43 PEAK 3 5710.95 66.56 108.27 -41.71 53.50 36.51 9.99 33.44 231 43 PEAK 4 5720.05 61.53 110.91 -49.38 48.44 36.52 10.01 33.44 231 43 PEAK	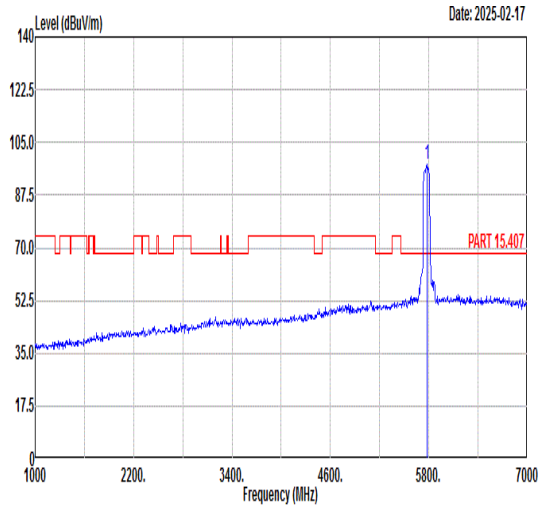 Freq Level Limit Line Margin (dB) Read Level Ant Factor Cable Loss Preamp Factor APos TPos Remark MHz dBuV/m dBuV/m dBuV dB/m dB dB cm deg 1 5775.00 97.57 ------ ------ 84.31 36.58 10.14 33.46 231 43 PEAK
Avg	Blank	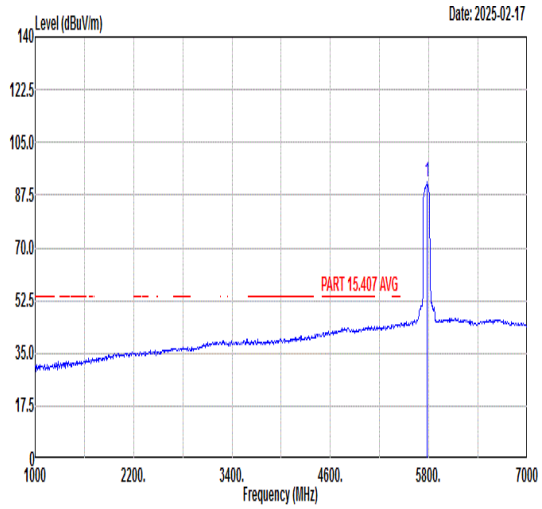 Freq Level Limit Line Margin (dB) Read Level Ant Factor Cable Loss Preamp Factor APos TPos Remark MHz dBuV/m dBuV/m dBuV dB/m dB dB cm deg 1 5775.00 91.70 ------ ------ 78.44 36.58 10.14 33.46 231 43 AVERAGE

Mode	74	
	Band Edge - R	
	U-NII-3_5.725-5.85_802.11ac VHT80_CH155_Full RU_5775MHz	
ANT	9	
Pol.	Horizontal	Fundamental
Peak	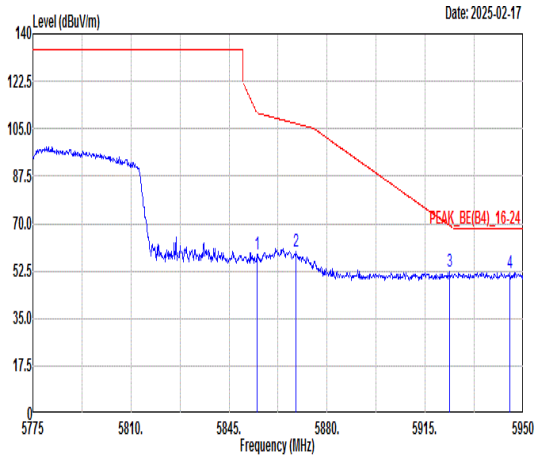 Freq Level Limit Line Margin (dB) Read Level Ant Factor Cable Loss Preamp Factor APos TPos Remark MHz dBuV/m dBuV/m dBuV dB/m dB dB cm deg 1 5854.98 58.38 110.86 -52.48 44.91 36.65 10.29 33.47 231 43 PEAK 2 5868.98 59.72 106.89 -47.17 46.20 36.67 10.32 33.47 231 43 PEAK 3 5923.75 52.25 69.22 -16.97 38.57 36.72 10.44 33.48 231 43 PEAK 4 5945.28 52.01 68.30 -16.29 38.27 36.75 10.48 33.49 231 43 PEAK	Blank

Mode	74	
	Band Edge - L	
	U-NII-3_5.725-5.85_802.11ac VHT80_CH155_Full RU_5775MHz	
ANT	9	
Pol.	Vertical	Fundamental
Peak	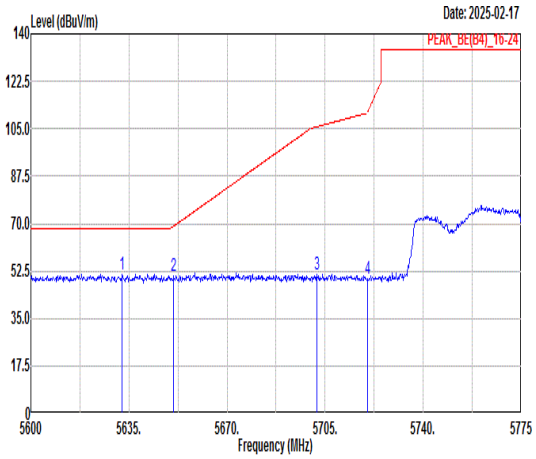 Freq Level Limit Line Margin (dB) Read Level Ant Factor Cable Loss Preamp Factor APos TPos Remark MHz dBuV/m dBuV/m dBuV dB/m dB dB cm deg 1 5632.55 51.50 68.30 -16.80 38.68 36.43 9.82 33.43 202 0 PEAK 2 5650.93 50.45 68.99 -18.54 37.57 36.45 9.86 33.43 202 0 PEAK 3 5702.03 51.01 105.77 -54.76 37.98 36.50 9.97 33.44 202 0 PEAK 4 5720.05 49.80 110.91 -61.11 36.71 36.52 10.01 33.44 202 0 PEAK	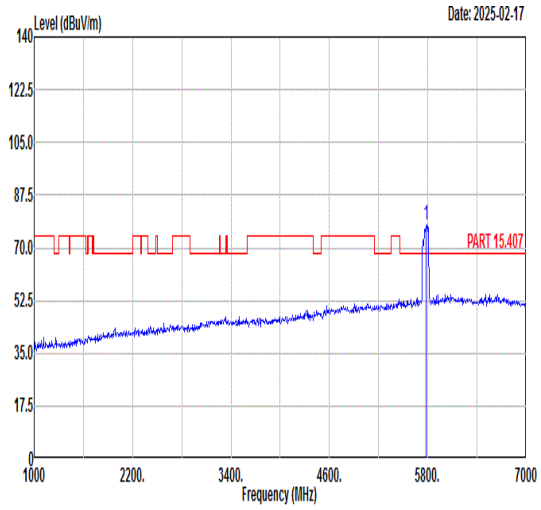 Freq Level Limit Line Margin (dB) Read Level Ant Factor Cable Loss Preamp Factor APos TPos Remark MHz dBuV/m dBuV/m dBuV dB/m dB dB cm deg 1 5775.00 77.62 ------ ------ 64.34 36.59 10.15 33.46 202 0 PEAK
Avg	Blank	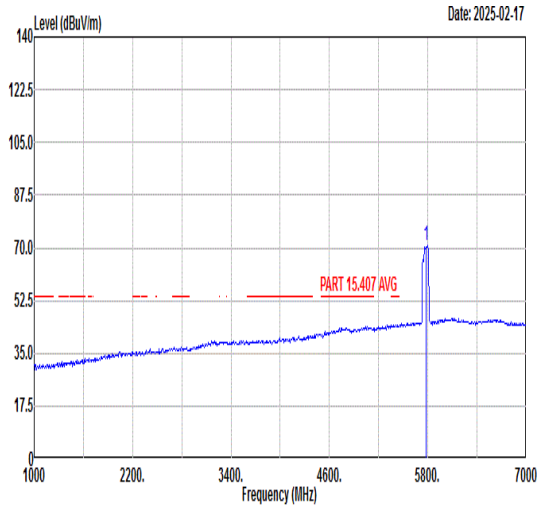 Freq Level Limit Line Margin (dB) Read Level Ant Factor Cable Loss Preamp Factor APos TPos Remark MHz dBuV/m dBuV/m dBuV dB/m dB dB cm deg 1 5775.00 70.78 ------ ------ 57.46 36.60 10.18 33.46 202 0 AVERAGE

Mode	74	
	Band Edge - R	
	U-NII-3_5.725-5.85_802.11ac VHT80_CH155_Full RU_5775MHz	
ANT	9	
Pol.	Vertical	Fundamental
Peak	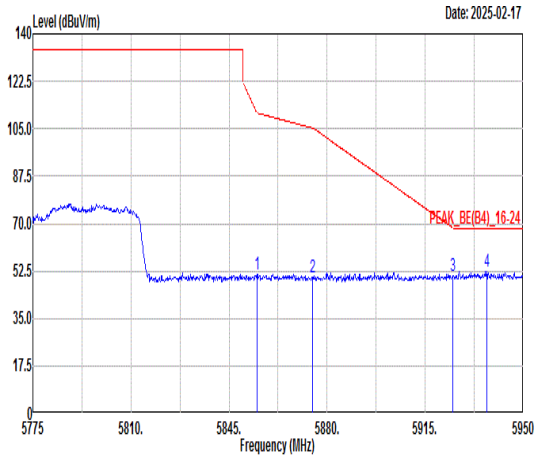 Freq Level Limit Line Margin (dB) Read Level Ant Factor Cable Loss Preamp Factor APos TPos Remark MHz dBuV/m dBuV/m dBuV dB/m dB dB cm deg 1 5854.98 51.06 110.86 -59.80 37.59 36.65 10.29 33.47 202 0 PEAK 2 5874.75 50.37 105.27 -54.90 36.84 36.67 10.33 33.47 202 0 PEAK 3 5924.80 50.89 68.45 -17.56 37.21 36.72 10.44 33.48 202 0 PEAK 4 5936.88 52.38 68.30 -15.92 38.67 36.74 10.46 33.49 202 0 PEAK	Blank

Mode	19	
	LF	
	U-NII-1_5.15-5.25_802.11n HT40-LF_CH38_Full RU_5190MHz	
ANT	8	
Pol.	Horizontal	Vertical
Peak	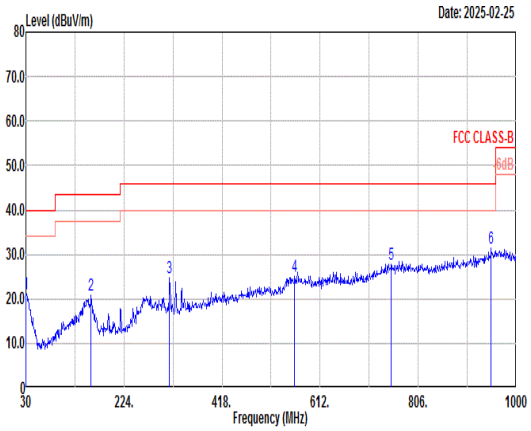	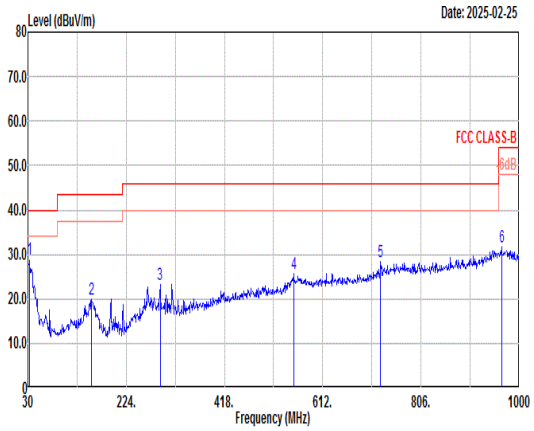

Horizontal:

	Freq	Level	Limit Line	Margin	Read Level	Ant Factor	Cable Loss	Preamp Factor	APos	TPos	Remark
	MHz	dBuV/m	dBuV/m	dB	dBuV	dB/m	dB	dB	cm	deg	
1	30.00	21.09	40.00	-18.91	26.77	25.29	0.53	31.50	---	---	Peak
2	159.01	20.77	43.50	-22.73	34.51	16.55	1.29	31.58	---	---	Peak
3	314.21	24.90	46.00	-21.10	34.98	19.64	1.85	31.57	---	---	Peak
4	561.56	25.15	46.00	-20.85	26.95	26.97	2.48	31.25	---	---	Peak
5	752.65	27.78	46.00	-18.22	27.12	28.81	2.86	31.01	---	---	Peak
6	950.53	31.35	46.00	-14.65	27.53	31.44	3.23	30.85	---	---	Peak

Vertical:

	Freq	Level	Limit Line	Margin	Read Level	Ant Factor	Cable Loss	Preamp Factor	APos	TPos	Remark
	MHz	dBuV/m	dBuV/m	dB	dBuV	dB/m	dB	dB	cm	deg	
1	33.88	29.03	40.00	-10.97	36.89	23.24	0.56	31.66	---	---	Peak
2	155.13	20.02	43.50	-23.48	33.56	16.78	1.27	31.59	---	---	Peak
3	290.93	23.24	46.00	-22.76	33.79	19.26	1.77	31.58	---	---	Peak
4	554.77	25.74	46.00	-20.26	27.69	26.86	2.47	31.28	---	---	Peak
5	726.46	28.30	46.00	-17.70	28.66	27.88	2.81	31.05	---	---	Peak
6	965.08	31.56	54.00	-22.44	27.36	31.75	3.25	30.80	---	---	Peak

Mode	30	
	LF	
	U-NII-3_5.725-5.85_802.11a-LF_CH157_5785MHz	
ANT	8	
Pol.	Horizontal	Vertical
Peak	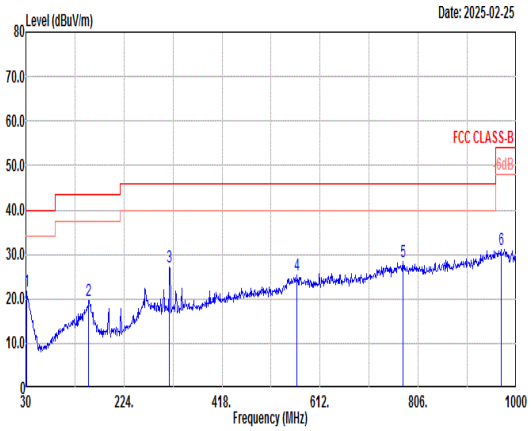 Freq Level Limit Line Margin Read Level Ant Factor Cable Loss Preamp Factor APos TPos Remark MHz dBuV/m dBuV/m dB dBuV dB/m dB dB cm deg 1 30.97 21.83 40.00 -18.17 28.11 24.72 0.54 31.54 --- --- Peak 2 154.16 19.71 43.50 -23.79 33.19 16.84 1.27 31.59 --- --- Peak 3 314.21 27.12 46.00 -18.88 37.20 19.64 1.85 31.57 --- --- Peak 4 566.41 25.30 46.00 -20.70 27.34 26.70 2.49 31.23 --- --- Peak 5 775.93 28.35 46.00 -17.65 27.54 28.96 2.90 31.05 --- --- Peak 6 969.93 31.20 54.00 -22.80 27.07 31.66 3.26 30.79 --- --- Peak	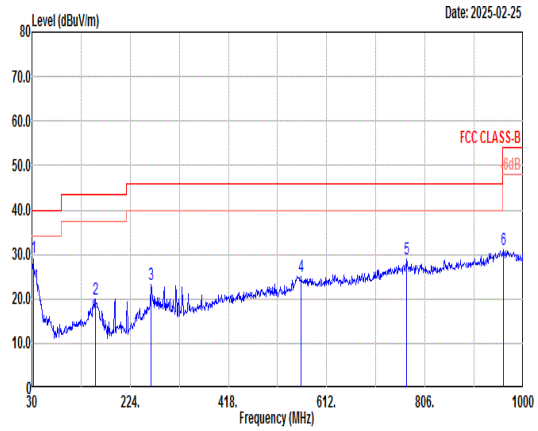 Freq Level Limit Line Margin Read Level Ant Factor Cable Loss Preamp Factor APos TPos Remark MHz dBuV/m dBuV/m dB dBuV dB/m dB dB cm deg 1 32.91 29.32 40.00 -10.68 36.64 23.75 0.55 31.62 --- --- Peak 2 155.13 20.06 43.50 -23.44 33.60 16.78 1.27 31.59 --- --- Peak 3 265.71 23.30 46.00 -22.70 33.80 19.33 1.70 31.53 --- --- Peak 4 561.56 24.98 46.00 -21.02 26.78 26.97 2.48 31.25 --- --- Peak 5 770.11 28.97 46.00 -17.03 28.18 28.94 2.89 31.04 --- --- Peak 6 960.23 31.06 54.00 -22.94 26.87 31.76 3.25 30.82 --- --- Peak

Co-location mode:

Mode	75	
	Band Edge - L	
	U-NII-1_5.15-5.25_802.11n HT40_CH38_Full RU_5190MHz+LTE B13 Link CO_TX	
ANT	8	
Pol.	Horizontal	Fundamental
Peak	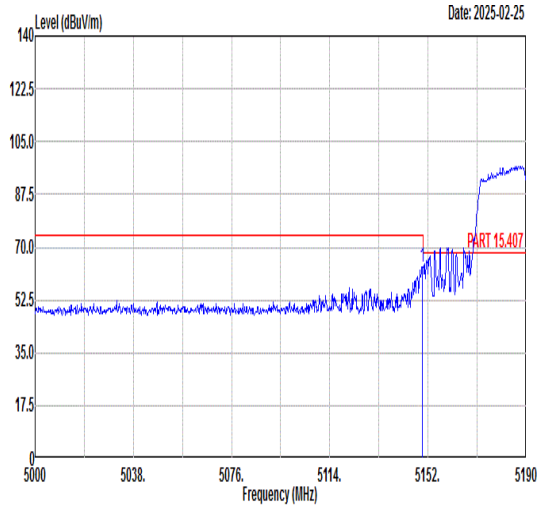 Freq Level Limit Line Margin Read Level Ant Factor Cable Loss Preamp Factor APos TPos Remark MHz dBuV/m dBuV/m dB dBuV dB/m dB dB cm deg 1 5149.91 63.59 74.00 -10.41 51.94 36.58 8.54 33.47 203 299 PEAK	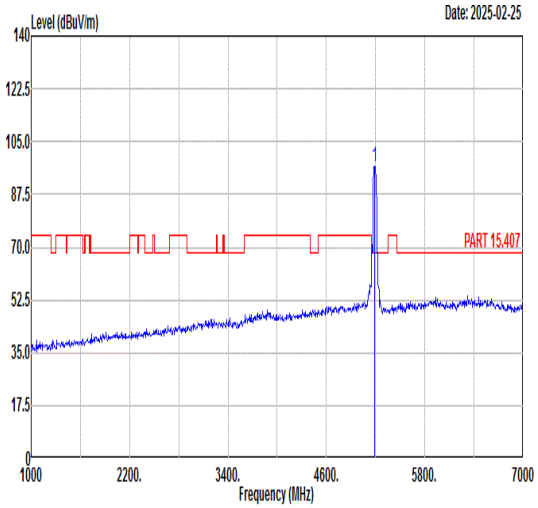 Freq Level Limit Line Margin Read Level Ant Factor Cable Loss Preamp Factor APos TPos Remark MHz dBuV/m dBuV/m dB dBuV dB/m dB dB cm deg 1 5190.00 96.91 ------ ------ 85.21 36.54 8.62 33.46 203 299 PEAK
Avg	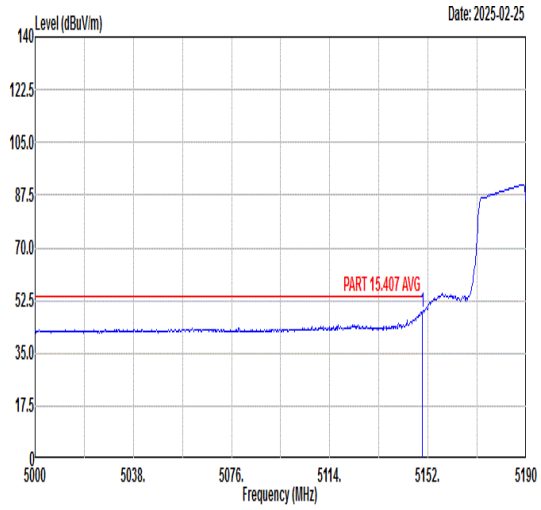 Freq Level Limit Line Margin Read Level Ant Factor Cable Loss Preamp Factor APos TPos Remark MHz dBuV/m dBuV/m dB dBuV dB/m dB dB cm deg 1 5149.91 48.74 54.00 -5.26 37.09 36.58 8.54 33.47 203 299 AVERAGE	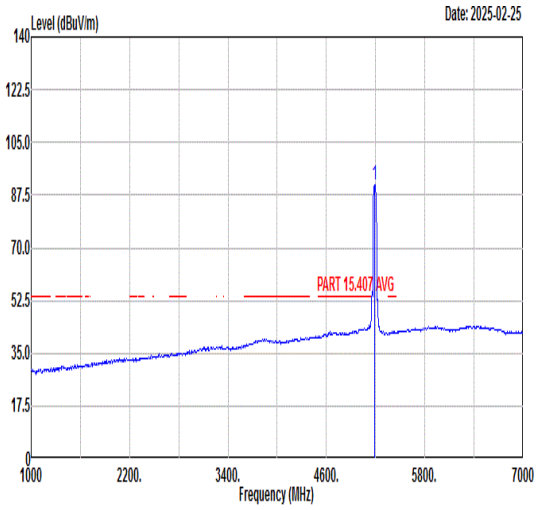 Freq Level Limit Line Margin Read Level Ant Factor Cable Loss Preamp Factor APos TPos Remark MHz dBuV/m dBuV/m dB dBuV dB/m dB dB cm deg 1 5190.00 91.04 ------ ------ 79.34 36.54 8.62 33.46 203 299 AVERAGE

Mode	75	
	Band Edge - R	
	U-NII-1_5.15-5.25_802.11n HT40_CH38_Full RU_5190MHz+LTE B13 Link CO_TX	
ANT	8	
Pol.	Horizontal	Fundamental
Peak	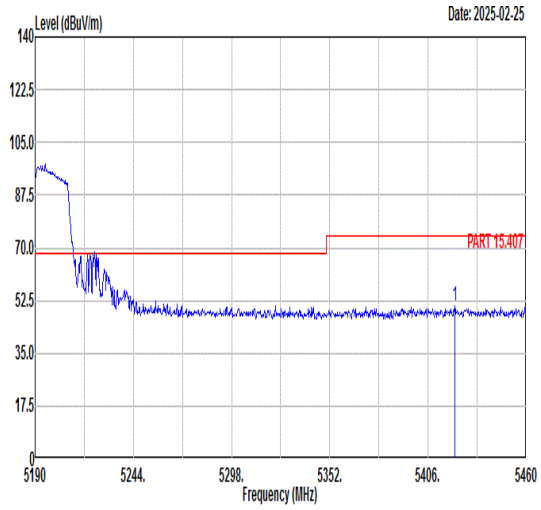 Limit Read Ant Cable Preamp APos TPos Freq Level Line Margin Level Factor Loss Factor Remark MHz dBuV/m dBuV/m dB dBuV dB/m dB dB cm deg 1 5420.85 50.70 74.00 -23.30 38.09 36.36 9.67 33.42 203 299 PEAK	Blank
Avg	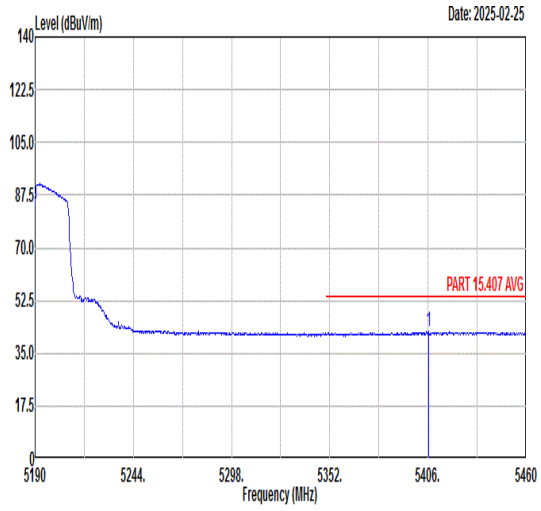 Limit Read Ant Cable Preamp APos TPos Freq Level Line Margin Level Factor Loss Factor Remark MHz dBuV/m dBuV/m dB dBuV dB/m dB dB cm deg 1 5406.54 42.24 54.00 -11.76 29.63 36.37 9.66 33.42 203 299 AVERAGE	Blank

Mode	75	
	Band Edge - L	
	U-NII-1_5.15-5.25_802.11n HT40_CH38_Full RU_5190MHz+LTE B13 Link CO_TX	
ANT	8	
Pol.	Vertical	Fundamental
Peak	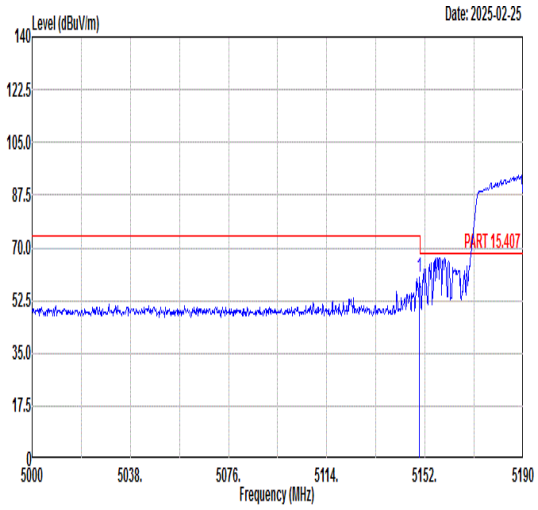 Limit Read Ant Cable Preamp APos TPos Freq Level Line Margin Level Factor Loss Factor Remark MHz dBuV/m dBuV/m dB dBuV dB/m dB dB cm deg 1 5149.91 60.29 74.00 -13.71 48.64 36.58 8.54 33.47 310 273 PEAK	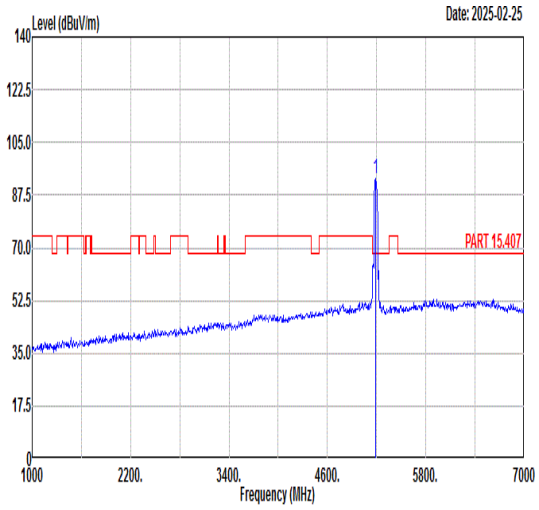 Limit Read Ant Cable Preamp APos TPos Freq Level Line Margin Level Factor Loss Factor Remark MHz dBuV/m dBuV/m dB dBuV dB/m dB dB cm deg 1 5190.00 93.22 ------ ------ 81.52 36.55 8.61 33.46 310 273 PEAK
Avg	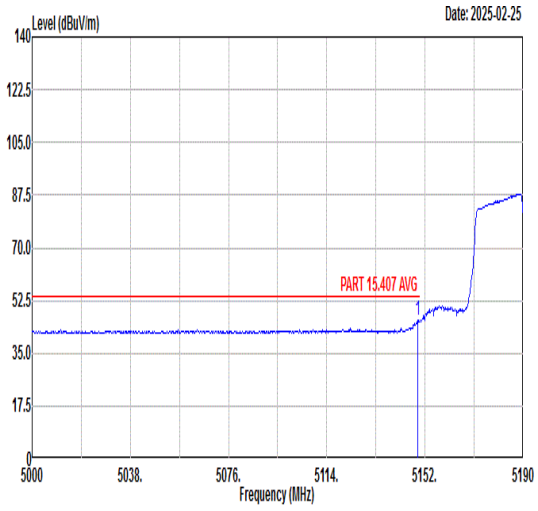 Limit Read Ant Cable Preamp APos TPos Freq Level Line Margin Level Factor Loss Factor Remark MHz dBuV/m dBuV/m dB dBuV dB/m dB dB cm deg 1 5149.15 46.07 54.00 -7.93 34.43 36.58 8.53 33.47 310 273 AVERAGE	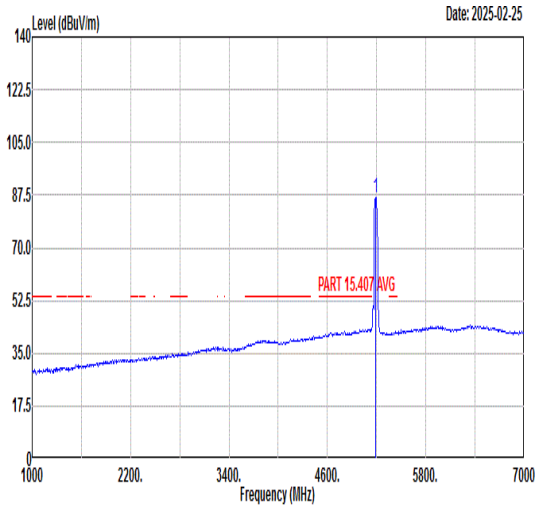 Limit Read Ant Cable Preamp APos TPos Freq Level Line Margin Level Factor Loss Factor Remark MHz dBuV/m dBuV/m dB dBuV dB/m dB dB cm deg 1 5190.00 86.89 ------ ------ 75.19 36.55 8.61 33.46 310 273 AVERAGE

Mode	75	
	Band Edge - R	
	U-NII-1_5.15-5.25_802.11n HT40_CH38_Full RU_5190MHz+LTE B13 Link CO_TX	
ANT	8	
Pol.	Vertical	Fundamental
Peak	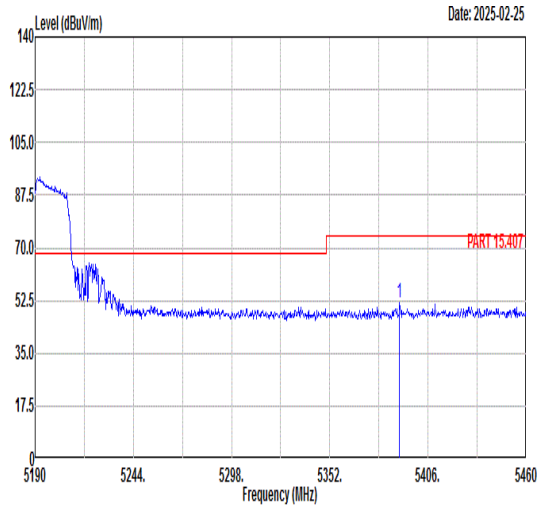 Limit Read Ant Cable Preamp APos TPos Freq Level Line Margin Level Factor Loss Factor Remark MHz dBuV/m dBuV/m dB dBuV dB/m dB dB cm deg 1 5390.34 51.54 74.00 -22.46 39.00 36.39 9.57 33.42 310 273 PEAK	Blank
Avg	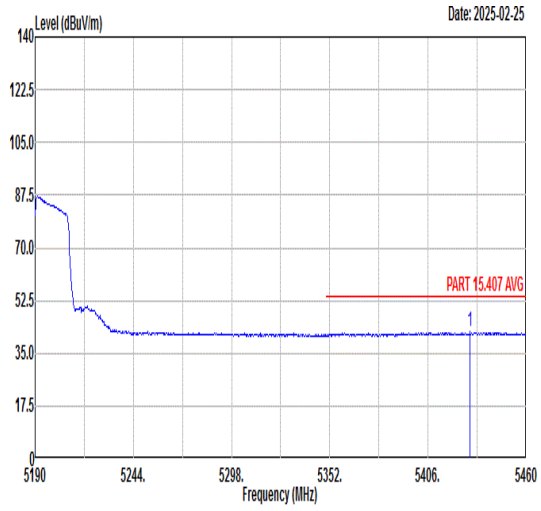 Limit Read Ant Cable Preamp APos TPos Freq Level Line Margin Level Factor Loss Factor Remark MHz dBuV/m dBuV/m dB dBuV dB/m dB dB cm deg 1 5429.22 42.05 54.00 -11.95 29.43 36.36 9.67 33.41 310 273 AVERAGE	Blank

Mode	75	
	Harmonic	
	U-NII-1_5.15-5.25_802.11n HT40_CH38_Full RU_5190MHz+LTE B13 Link CO_TX	
ANT	8	
Pol.	Horizontal	Vertical
Peak Avg	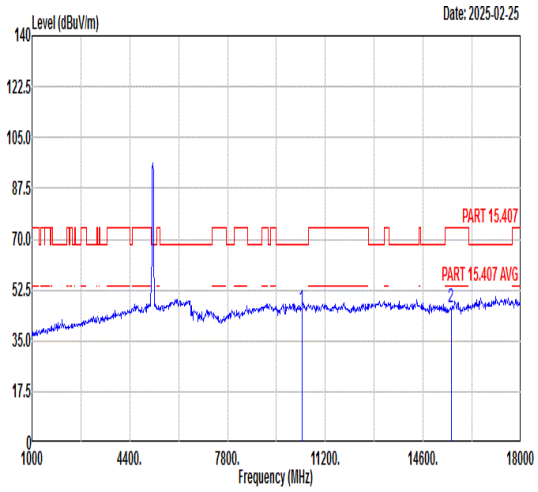 Freq Level Limit Line Margin Read Level Ant Factor Cable Loss Preamp Factor APos TPos Remark MHz dBuV/m dBuV/m dB dBuV dB/m dB dB cm deg 1 10380.00 46.09 68.30 -22.21 29.41 38.48 12.08 33.88 --- --- Peak 2 15570.00 46.60 74.00 -27.40 25.59 41.34 14.60 34.93 --- --- Peak	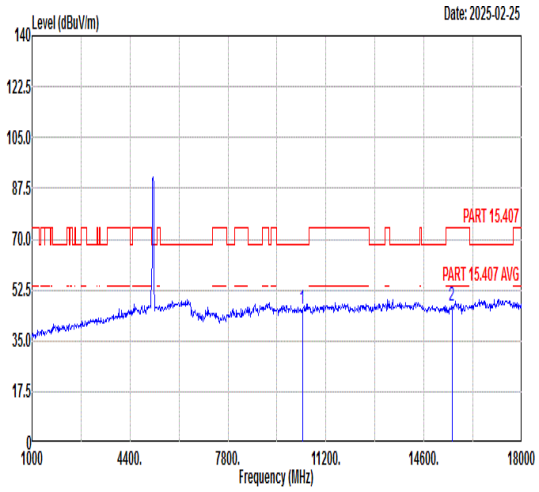 Freq Level Limit Line Margin Read Level Ant Factor Cable Loss Preamp Factor APos TPos Remark MHz dBuV/m dBuV/m dB dBuV dB/m dB dB cm deg 1 10380.00 45.86 68.30 -22.44 29.18 38.48 12.08 33.88 --- --- Peak 2 15570.00 46.82 74.00 -27.18 25.81 41.34 14.60 34.93 --- --- Peak

Mode	76	
	Band Edge - L	
	U-NII-1_5.15-5.25_802.11n HT40_CH38_Full RU_5190MHz+ Bluetooth BR_GFSK_Ch00+LTE B13 Link CO_TX	
ANT	8	
Pol.	Horizontal	Fundamental
Peak	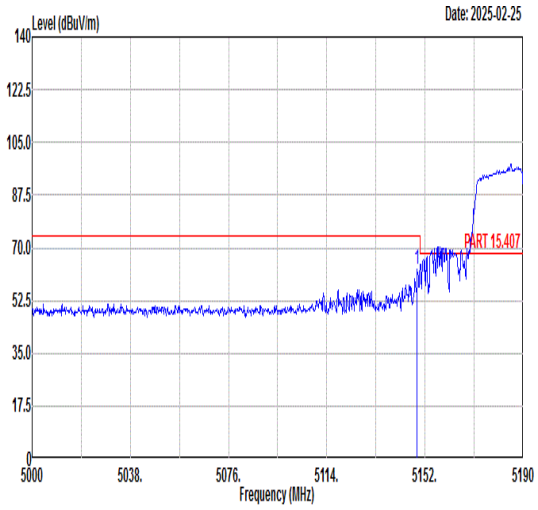 Freq Level Limit Line Margin Read Level Ant Factor Cable Loss Preamp Factor APos TPos Remark MHz dBuV/m dBuV/m dB dBuV dB/m dB dB cm deg 1 5148.96 62.72 74.00 -11.28 51.08 36.58 8.53 33.47 115 301 PEAK	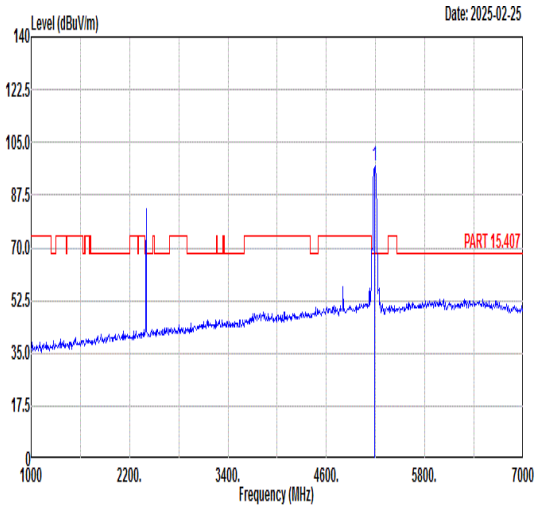 Freq Level Limit Line Margin Read Level Ant Factor Cable Loss Preamp Factor APos TPos Remark MHz dBuV/m dBuV/m dB dBuV dB/m dB dB cm deg 1 5190.00 97.01 ------ ------ 85.31 36.54 8.62 33.46 115 301 PEAK
Avg	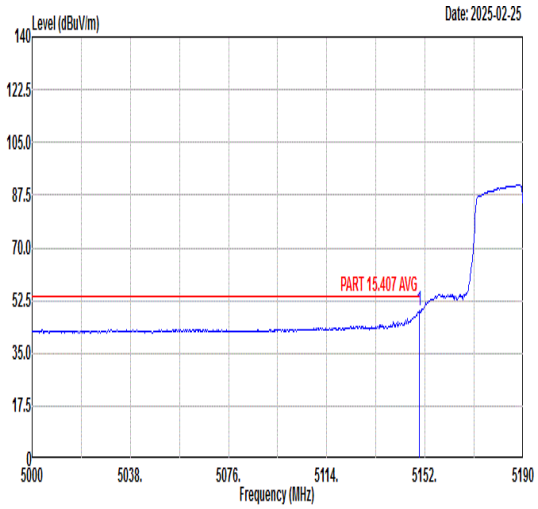 Freq Level Limit Line Margin Read Level Ant Factor Cable Loss Preamp Factor APos TPos Remark MHz dBuV/m dBuV/m dB dBuV dB/m dB dB cm deg 1 5149.91 48.99 54.00 -5.01 37.34 36.58 8.54 33.47 115 301 AVERAGE	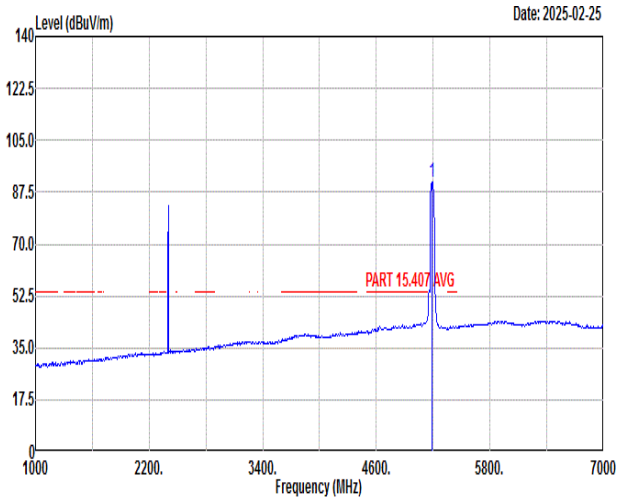 Freq Level Limit Line Margin Read Level Ant Factor Cable Loss Preamp Factor APos TPos Remark MHz dBuV/m dBuV/m dB dBuV dB/m dB dB cm deg 1 5190.00 90.76 ------ ------ 79.06 36.55 8.61 33.46 115 301 AVERAGE

Mode	76	
	Band Edge - R	
	U-NII-1_5.15-5.25_802.11n HT40_CH38_Full RU_5190MHz+ Bluetooth BR_GFSK_Ch00+LTE B13 Link CO_TX	
ANT	8	
Pol.	Horizontal	Fundamental
Peak	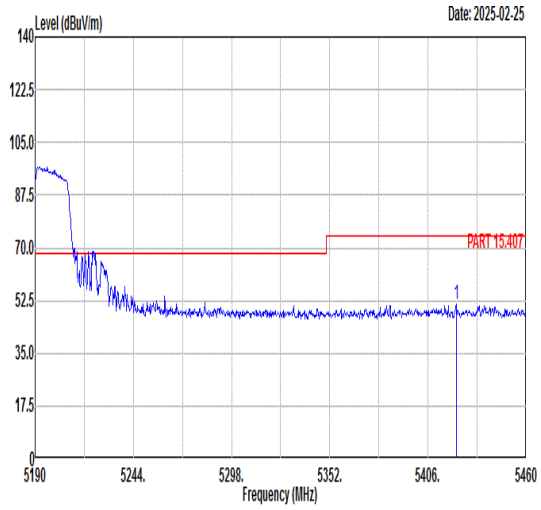 Freq Level Limit Line Margin Read Level Ant Factor Cable Loss Preamp Factor APos TPos Remark MHz dBuV/m dBuV/m dB dBuV dB/m dB dB cm deg 1 5421.66 51.19 74.00 -22.81 38.58 36.36 9.67 33.42 115 301 PEAK	Blank
Avg	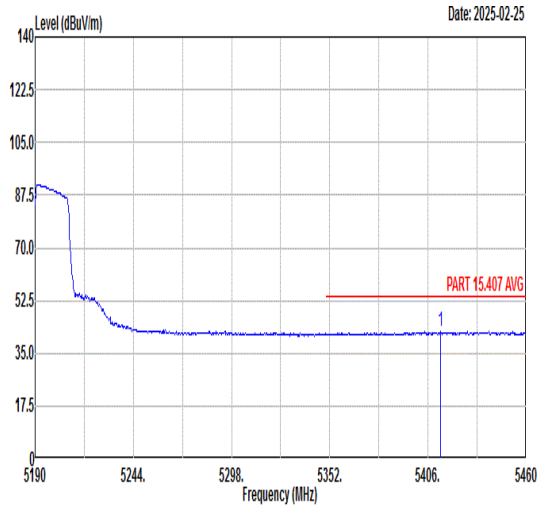 Freq Level Limit Line Margin Read Level Ant Factor Cable Loss Preamp Factor APos TPos Remark MHz dBuV/m dBuV/m dB dBuV dB/m dB dB cm deg 1 5413.02 42.13 54.00 -11.87 29.52 36.37 9.66 33.42 115 301 AVERAGE	Blank

Mode	76	
	Band Edge - L	
	U-NII-1_5.15-5.25_802.11n HT40_CH38_Full RU_5190MHz+ Bluetooth BR_GFSK_Ch00+LTE B13 Link CO_TX	
ANT	8	
Pol.	Vertical	Fundamental
Peak	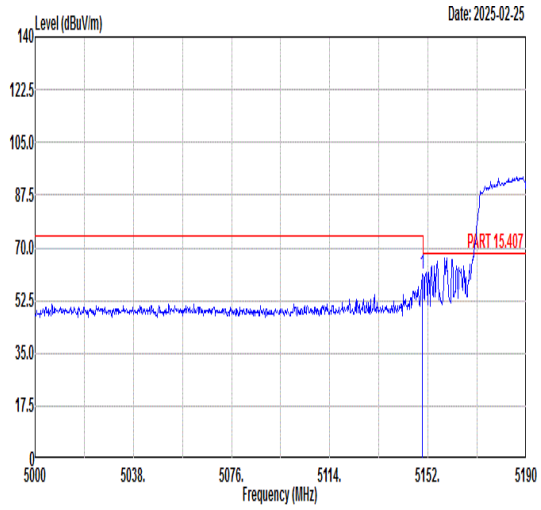 Limit Read Ant Cable Preamp APos TPos Freq Level Line Margin Level Factor Loss Factor Remark MHz dBuV/m dBuV/m dB dBuV dB/m dB dB cm deg 1 5149.91 61.12 74.00 -12.88 49.47 36.58 8.54 33.47 300 268 PEAK	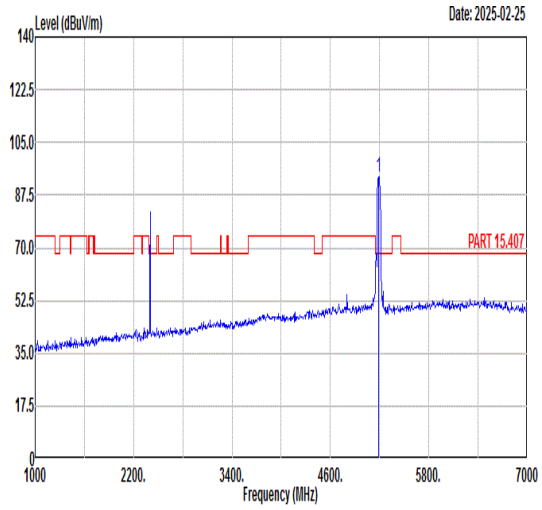 Limit Read Ant Cable Preamp APos TPos Freq Level Line Margin Level Factor Loss Factor Remark MHz dBuV/m dBuV/m dB dBuV dB/m dB dB cm deg 1 5190.00 93.76 ------ ------ 82.06 36.55 8.61 33.46 300 268 PEAK
Avg	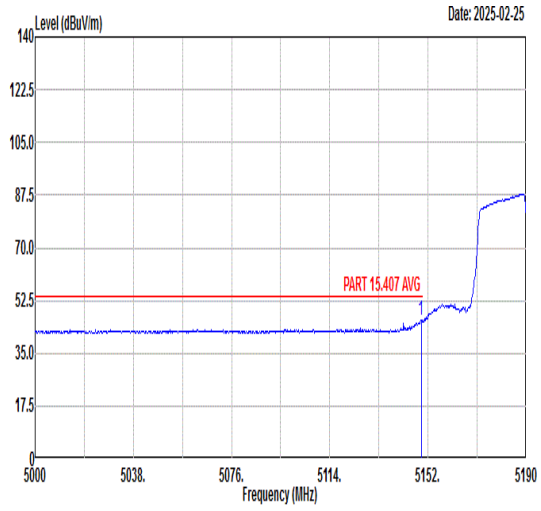 Limit Read Ant Cable Preamp APos TPos Freq Level Line Margin Level Factor Loss Factor Remark MHz dBuV/m dBuV/m dB dBuV dB/m dB dB cm deg 1 5149.34 46.09 54.00 -7.91 34.45 36.58 8.53 33.47 300 268 AVERAGE	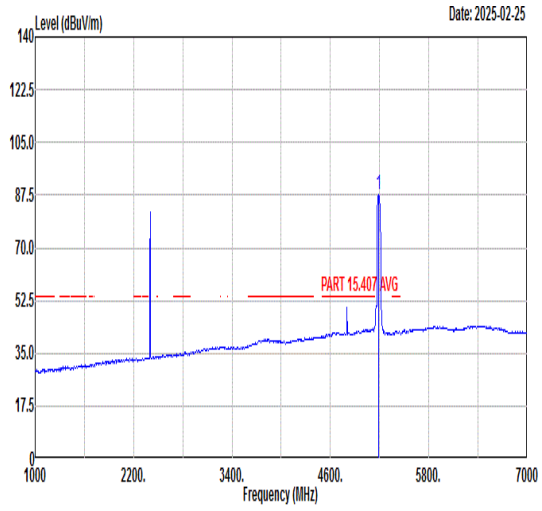 Limit Read Ant Cable Preamp APos TPos Freq Level Line Margin Level Factor Loss Factor Remark MHz dBuV/m dBuV/m dB dBuV dB/m dB dB cm deg 1 5190.00 87.50 ------ ------ 75.80 36.55 8.61 33.46 300 268 AVERAGE

Mode	76	
	Band Edge - R	
	U-NII-1_5.15-5.25_802.11n HT40_CH38_Full RU_5190MHz+ Bluetooth BR_GFSK_Ch00+LTE B13 Link CO_TX	
ANT	8	
Pol.	Vertical	Fundamental
Peak	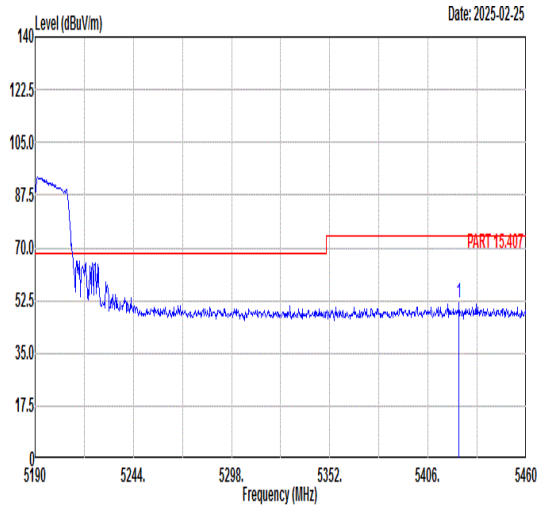 Freq Level Limit Line Margin Read Level Ant Factor Cable Loss Preamp Factor APos TPos Remark MHz dBuV/m dBuV/m dB dBuV dB/m dB dB cm deg 1 5423.01 51.63 74.00 -22.37 39.02 36.36 9.67 33.42 300 268 PEAK	Blank
Avg	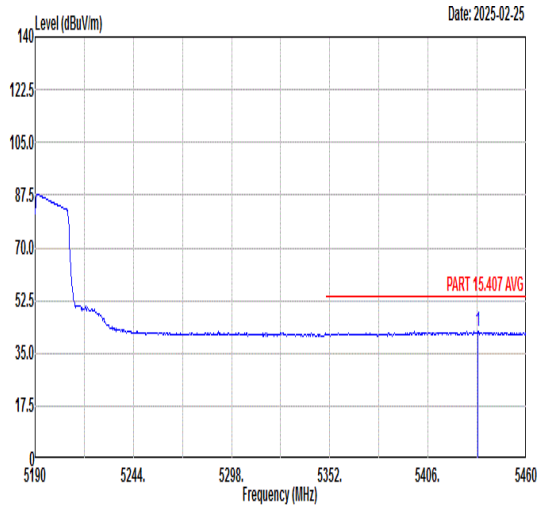 Freq Level Limit Line Margin Read Level Ant Factor Cable Loss Preamp Factor APos TPos Remark MHz dBuV/m dBuV/m dB dBuV dB/m dB dB cm deg 1 5433.54 42.13 54.00 -11.87 29.52 36.35 9.67 33.41 300 268 AVERAGE	Blank

Mode	76	
	Band Edge	
	U-NII-1_5.15-5.25_802.11n HT40_CH38_Full RU_5190MHz+ Bluetooth BR_GFSK_Ch00+LTE B13 Link CO_TX	
ANT	8	
Pol.	Horizontal	Fundamental
Peak	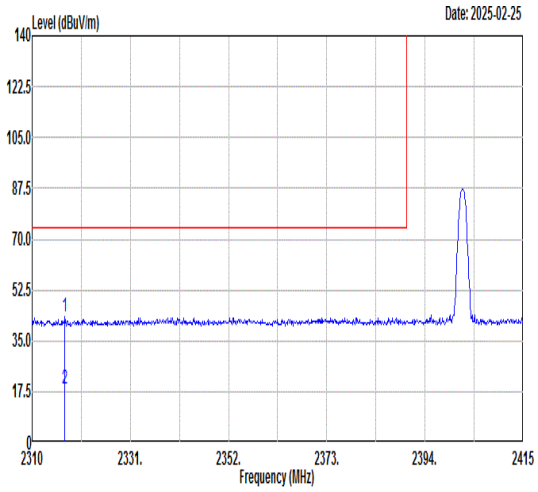 Freq Level Limit Line Margin Read Level Ant Factor Cable Loss Preamp Factor APos TPos Remark MHz dBuV/m dBuV/m dB dBuV dB/m dB dB cm deg 1 2317.04 43.26 74.00 -30.74 41.37 30.76 5.30 34.17 290 314 PEAK 2 2317.04 18.47 54.00 -35.53 16.58 30.76 5.30 34.17 290 314 AVERAGE	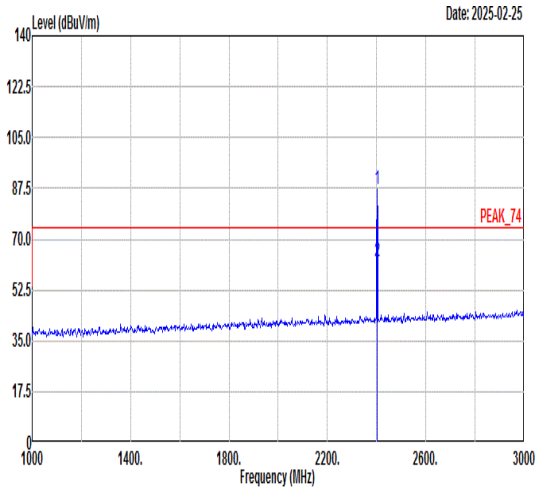 Freq Level Limit Line Margin Read Level Ant Factor Cable Loss Preamp Factor APos TPos Remark MHz dBuV/m dBuV/m dB dBuV dB/m dB dB cm deg 1 2402.00 87.15 ------ ------ 85.14 30.78 5.37 34.14 290 314 PEAK 2 2402.00 62.36 ------ ------ 60.35 30.78 5.37 34.14 290 314 AVERAGE

Mode	76	
	Band Edge	
	U-NII-1_5.15-5.25_802.11n HT40_CH38_Full RU_5190MHz+ Bluetooth BR_GFSK_Ch00+LTE B13 Link CO_TX	
ANT	8	
Pol.	Vertical	Fundamental
Peak	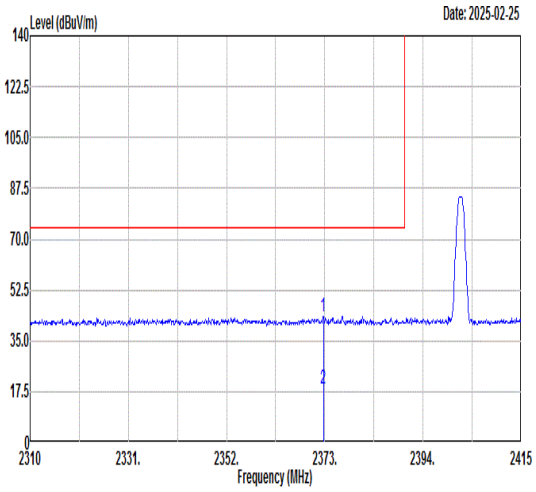 Freq Level Limit Line Margin Read Level Ant Factor Cable Loss Preamp Factor APos TPos Remark MHz dBuV/m dBuV/m dB dBuV dB/m dB dB cm deg 1 2372.69 43.21 74.00 -30.79 41.25 30.77 5.34 34.15 261 272 PEAK 2 2372.69 18.42 54.00 -35.58 16.46 30.77 5.34 34.15 261 272 AVERAGE	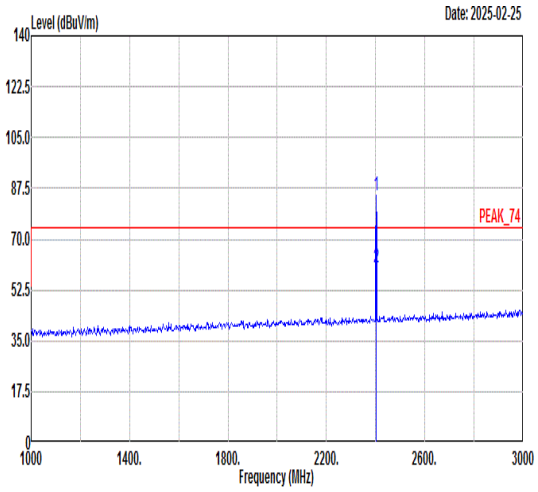 Freq Level Limit Line Margin Read Level Ant Factor Cable Loss Preamp Factor APos TPos Remark MHz dBuV/m dBuV/m dB dBuV dB/m dB dB cm deg 1 2402.00 84.82 ------ ------ 82.81 30.78 5.37 34.14 261 272 PEAK 2 2402.00 60.03 ------ ------ 58.02 30.78 5.37 34.14 261 272 AVERAGE

Mode	76	
	Harmonic	
	U-NII-1_5.15-5.25_802.11n HT40_CH38_Full RU_5190MHz+ Bluetooth BR_GFSK_Ch00+LTE B13 Link CO_TX	
ANT	8	
Pol.	Horizontal	Vertical
Peak Avg	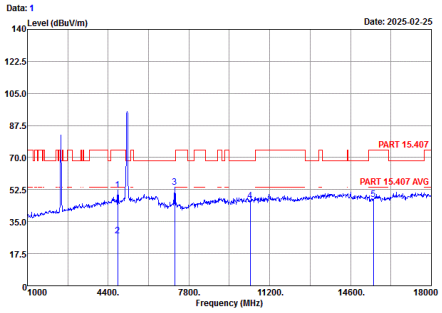 Freq Level Over Limit Limit Line ReadAntenna Level Cable Loss Preamp Factor A/Pos T/Pos Remark MHz dBuV/m dB dBuV/m dBuV dB/m dB dB cm deg 1 4804.00 52.13 -21.87 74.00 71.70 36.39 8.88 64.84 --- --- Peak 2 4804.00 27.34 -26.66 54.00 46.91 36.39 8.88 64.84 --- --- Average 3 * 7206.00 53.77 -14.53 68.30 71.64 36.99 10.18 65.04 --- --- Peak 4 10380.00 46.56 -21.74 68.30 59.74 38.48 12.09 63.75 --- --- Peak 5 15570.00 47.28 -26.72 74.00 55.74 41.34 14.60 64.40 --- --- Peak	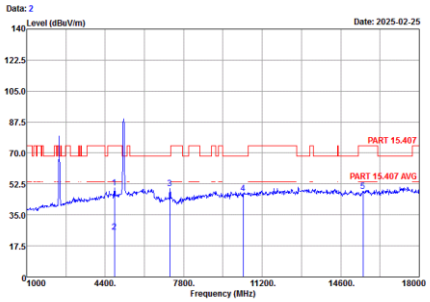 Freq Level Over Limit Limit Line ReadAntenna Level Cable Loss Preamp Factor A/Pos T/Pos Remark MHz dBuV/m dB dBuV/m dBuV dB/m dB dB cm deg 1 4804.00 50.20 -23.80 74.00 69.77 36.39 8.88 64.84 --- --- Peak 2 4804.00 25.41 -28.59 54.00 44.98 36.39 8.88 64.84 --- --- Average 3 * 7206.00 49.74 -18.56 68.30 67.61 36.99 10.18 65.04 --- --- Peak 4 10380.00 47.17 -21.13 68.30 60.35 38.48 12.09 63.75 --- --- Peak 5 15570.00 48.20 -25.80 74.00 56.66 41.34 14.60 64.40 --- --- Peak

Note:

1. For all the above plots, the frequency points over limit line are fundamental signals, which can be ignored.
2. For the above frequencies which fall in the non-restricted frequency band, the limit is 100kHz-PSD down 20dB.

Appendix D. Duty Cycle Plots

Antenna	Band	Duty Cycle(%)	T(ms)	1/T(kHz)	VBW Setting
8/9	802.11a	97.89	1.39	0.719	1kHz
8/9	802.11n HT20	97.76	1.31	0.763	1kHz
8/9	802.11n HT40	94.20	0.65	1.538	3kHz
8/9	802.11ac VHT80	88.89	0.32	3.125	10kHz

802.11a

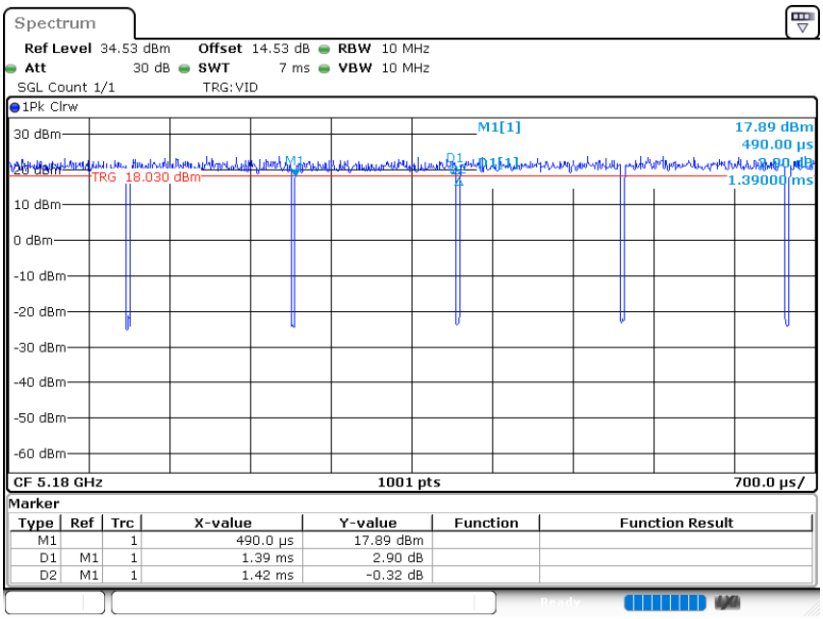

802.11n HT20

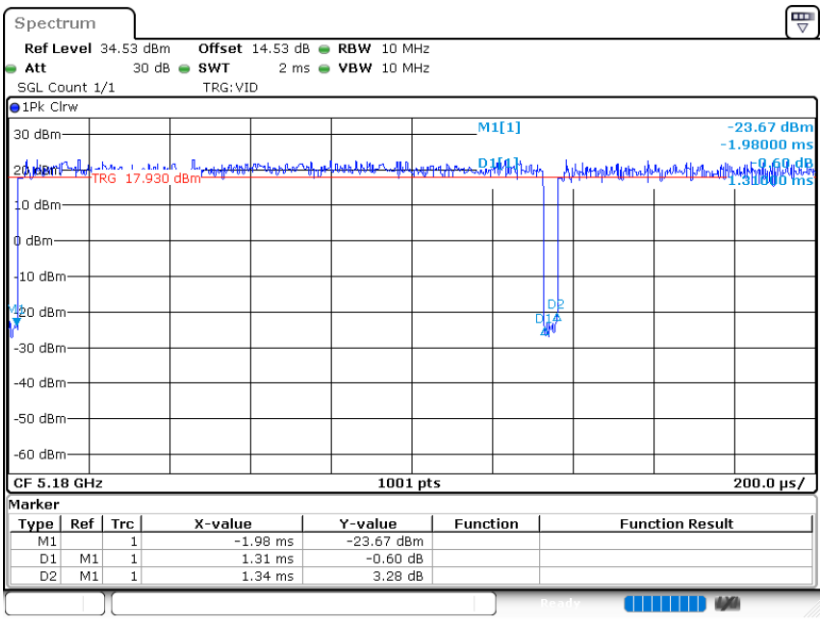

802.11n HT40

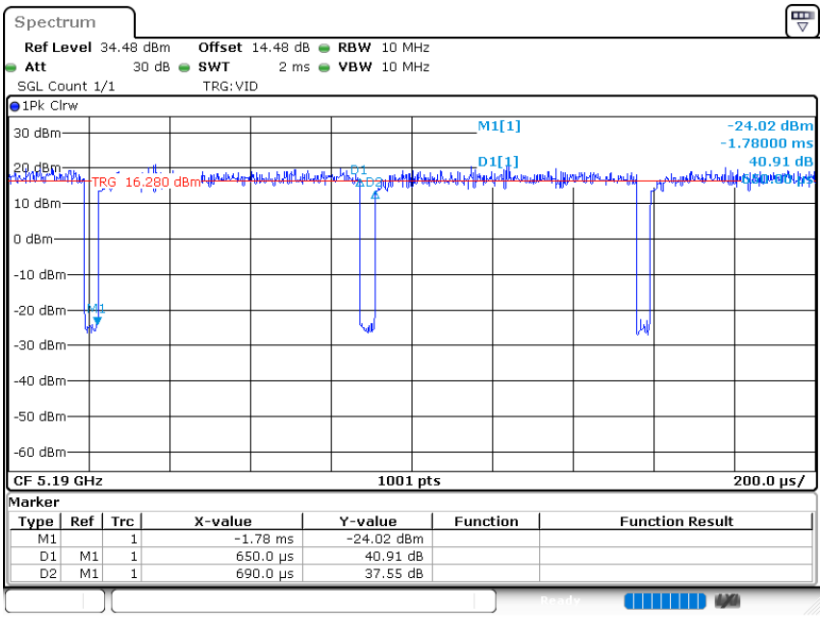
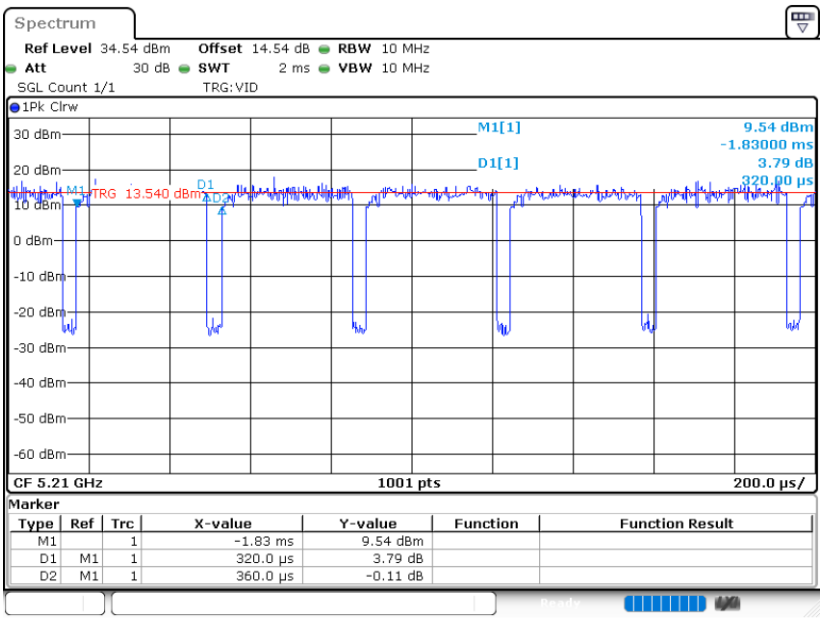
802.11ac VHT80