Mode	9	
	Harmonic	
	U-NII-2C_5.47-5.725_802.11a_CH140_5700MHz	
ANT	8	
Pol.	Horizontal	Vertical
Peak Avg	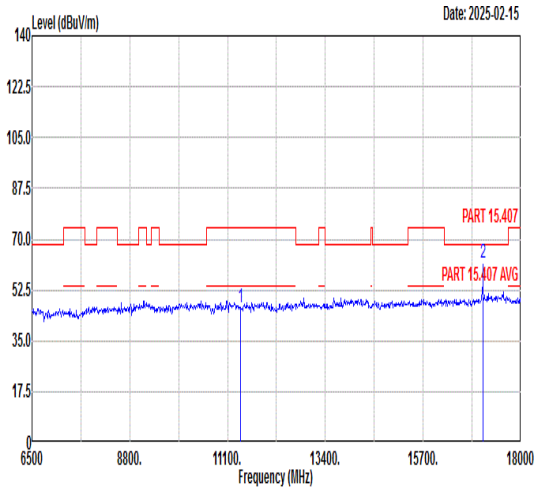 Freq Level Limit Line Margin Read Level Ant Factor Cable Loss Preamp Factor APos TPos Remark MHz dBuV/m dBuV/m dB dBuV dB/m dB dB cm deg 1 11400.00 46.63 74.00 -27.37 58.52 39.08 12.81 63.78 --- --- Peak 2 17100.00 61.69 68.30 -6.61 68.57 42.41 15.62 64.91 198 155 Peak	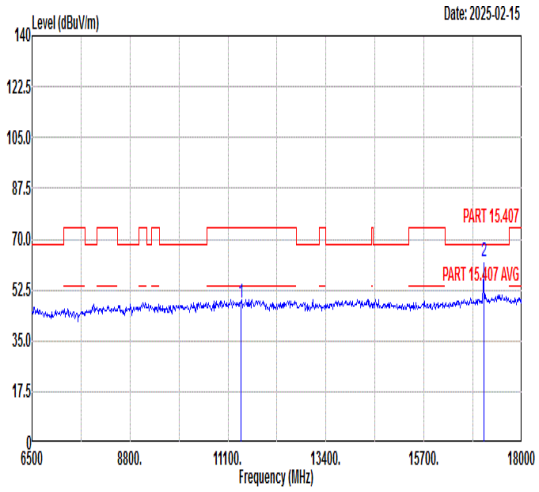 Freq Level Limit Line Margin Read Level Ant Factor Cable Loss Preamp Factor APos TPos Remark MHz dBuV/m dBuV/m dB dBuV dB/m dB dB cm deg 1 11400.00 48.26 74.00 -25.74 60.15 39.08 12.81 63.78 --- --- Peak 2 17100.00 62.24 68.30 -6.06 69.12 42.41 15.62 64.91 115 23 Peak

Mode	10	
	Band Edge	
	U-NII-1_5.15-5.25_802.11n HT20_CH36_Full RU_5180MHz	
ANT	8	
Pol.	Horizontal	Fundamental
Peak	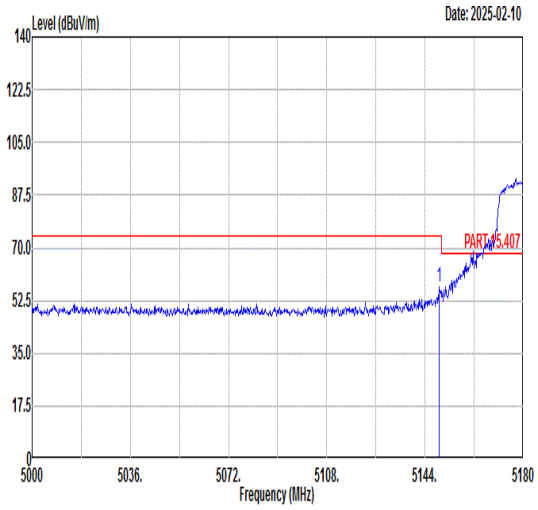 Freq Level Limit Line Margin (dB) Read Level Ant Factor Cable Loss Preamp Factor APos TPos Remark MHz dBuV/m dBuV/m dBuV dB/m dB dB cm deg 1 5149.22 56.83 74.00 -17.17 45.19 36.58 8.53 33.47 102 301 PEAK	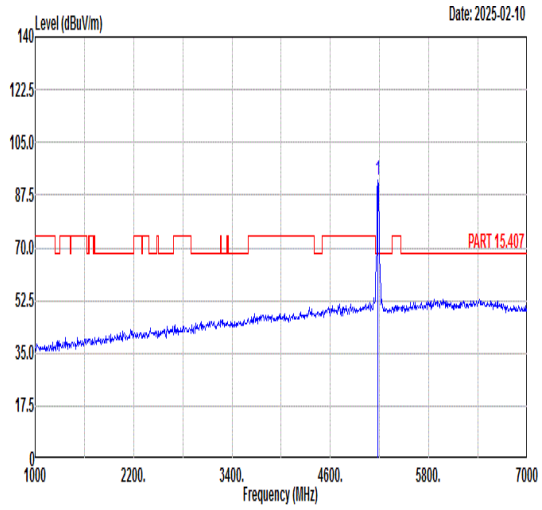 Freq Level Limit Line Margin (dB) Read Level Ant Factor Cable Loss Preamp Factor APos TPos Remark MHz dBuV/m dBuV/m dBuV dB/m dB dB cm deg 1 5180.00 92.47 ------ ------ 80.79 36.55 8.59 33.46 102 301 PEAK
Avg	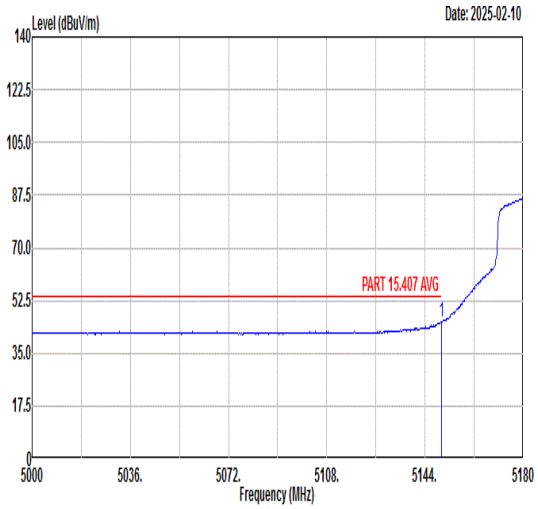 Freq Level Limit Line Margin (dB) Read Level Ant Factor Cable Loss Preamp Factor APos TPos Remark MHz dBuV/m dBuV/m dBuV dB/m dB dB cm deg 1 5149.94 45.44 54.00 -8.56 33.79 36.58 8.54 33.47 102 301 AVERAGE	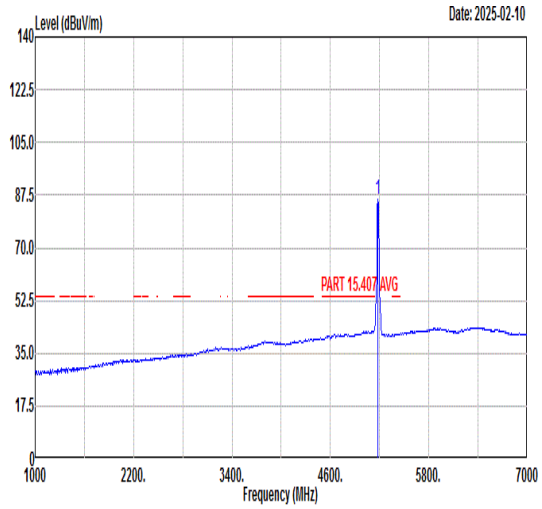 Freq Level Limit Line Margin (dB) Read Level Ant Factor Cable Loss Preamp Factor APos TPos Remark MHz dBuV/m dBuV/m dBuV dB/m dB dB cm deg 1 5180.00 85.90 ------ ------ 74.22 36.55 8.59 33.46 102 301 AVERAGE

Mode	10	
	Band Edge	
	U-NII-1_5.15-5.25_802.11n HT20_CH36_Full RU_5180MHz	
ANT	8	
Pol.	Vertical	Fundamental
Peak	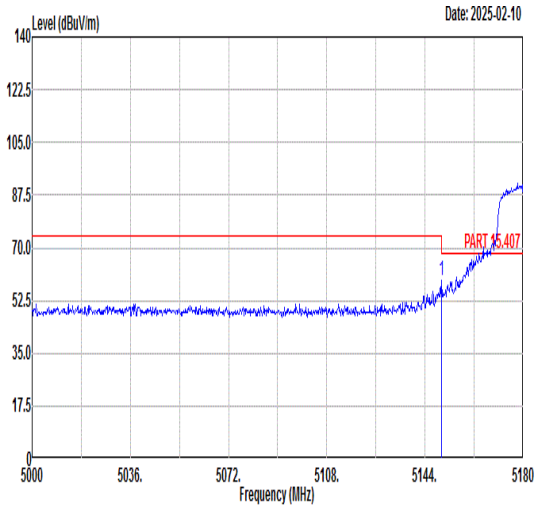 Freq Level Limit Line Margin (dB) Read Level Ant Factor Cable Loss Preamp Factor APos TPos Remark MHz dBuV/m dBuV/m dBuV dB/m dB dB cm deg 1 5149.94 59.34 74.00 -14.66 47.69 36.58 8.54 33.47 147 0 PEAK	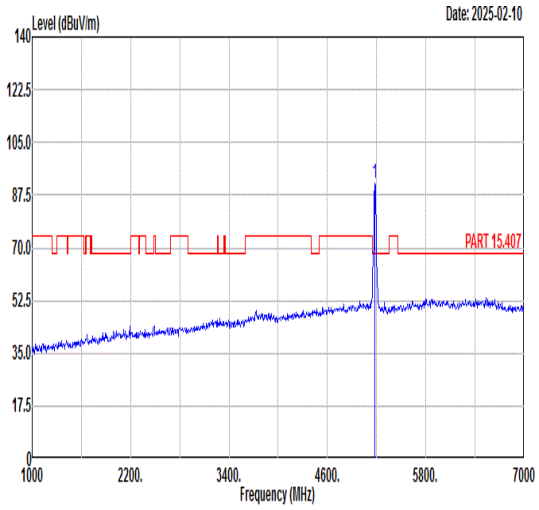 Freq Level Limit Line Margin (dB) Read Level Ant Factor Cable Loss Preamp Factor APos TPos Remark MHz dBuV/m dBuV/m dBuV dB/m dB dB cm deg 1 5180.00 91.34 ------ ------ 79.66 36.55 8.59 33.46 147 0 PEAK
Avg	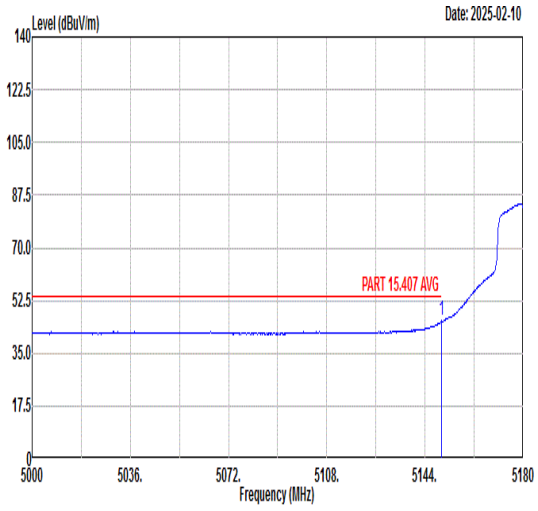 Freq Level Limit Line Margin (dB) Read Level Ant Factor Cable Loss Preamp Factor APos TPos Remark MHz dBuV/m dBuV/m dBuV dB/m dB dB cm deg 1 5149.94 45.73 54.00 -8.27 34.08 36.58 8.54 33.47 147 0 AVERAGE	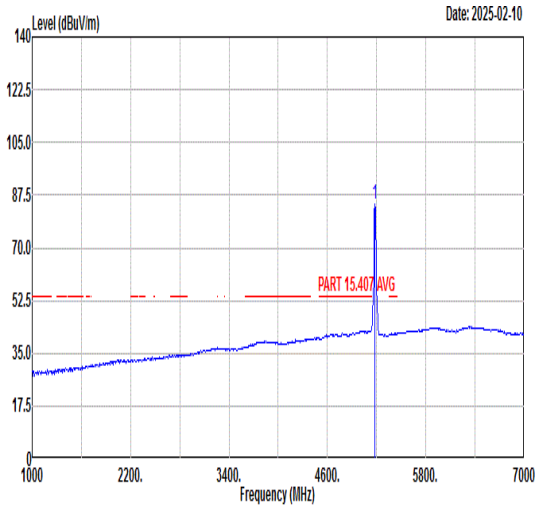 Freq Level Limit Line Margin (dB) Read Level Ant Factor Cable Loss Preamp Factor APos TPos Remark MHz dBuV/m dBuV/m dBuV dB/m dB dB cm deg 1 5180.00 84.54 ------ ------ 72.86 36.55 8.59 33.46 147 0 AVERAGE

Mode	10	
	Harmonic	
	U-NII-1_5.15-5.25_802.11n HT20_CH36_Full RU_5180MHz	
ANT	8	
Pol.	Horizontal	Vertical
Peak Avg	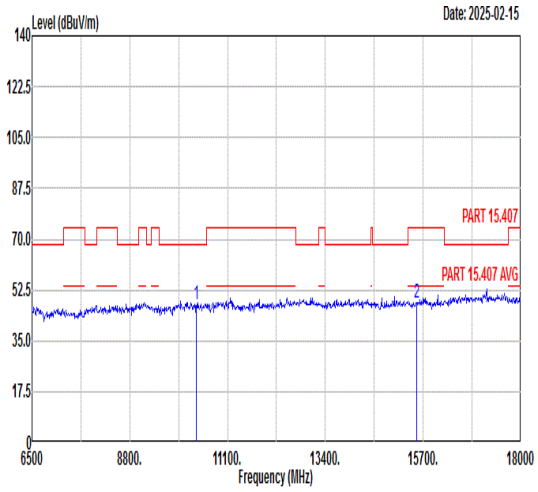 Freq Level Limit Line Margin Read Level Ant Factor Cable Loss Preamp Factor APos TPos Remark MHz dBuV/m dBuV/m dB dBuV dB/m dB dB cm deg 1 10360.00 47.33 68.30 -20.97 60.56 38.47 12.06 63.76 --- --- Peak 2 15540.00 48.28 74.00 -25.72 56.76 41.32 14.58 64.38 --- --- Peak	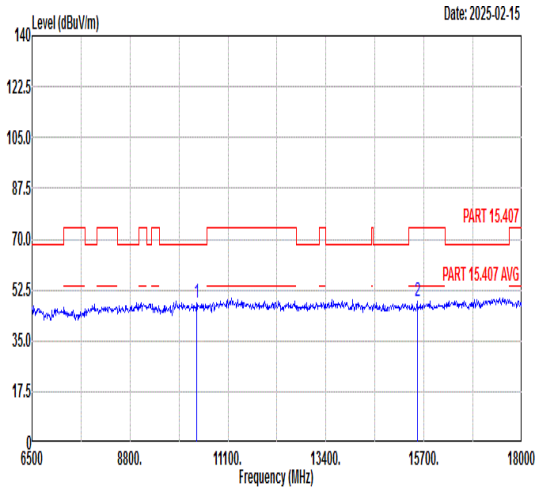 Freq Level Limit Line Margin Read Level Ant Factor Cable Loss Preamp Factor APos TPos Remark MHz dBuV/m dBuV/m dB dBuV dB/m dB dB cm deg 1 10360.00 47.88 68.30 -20.42 61.11 38.47 12.06 63.76 --- --- Peak 2 15540.00 48.58 74.00 -25.42 57.06 41.32 14.58 64.38 --- --- Peak

Mode	11	
	Harmonic	
	U-NII-1_5.15-5.25_802.11n HT20_CH44_Full RU_5220MHz	
ANT	8	
Pol.	Horizontal	Vertical
Peak Avg	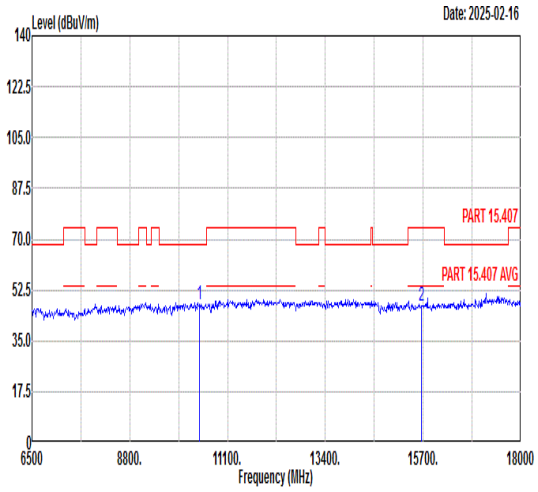 Freq Level Limit Line Margin Read Level Ant Factor Cable Loss Preamp Factor APos TPos Remark MHz dBuV/m dBuV/m dB dBuV dB/m dB dB cm deg 1 10440.00 47.36 68.30 -20.94 60.47 38.49 12.12 63.72 --- --- Peak 2 15660.00 47.01 74.00 -26.99 55.43 41.40 14.64 64.46 --- --- Peak	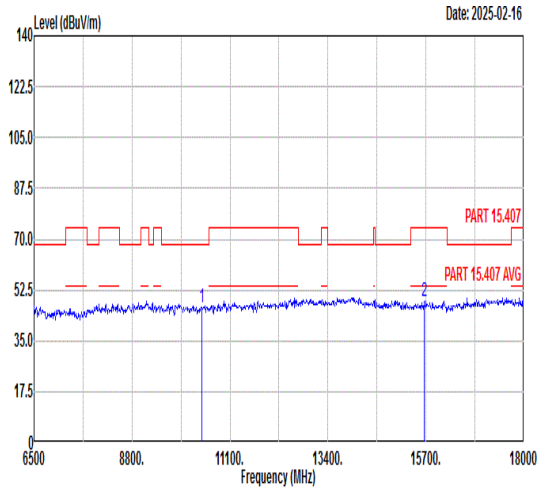 Freq Level Limit Line Margin Read Level Ant Factor Cable Loss Preamp Factor APos TPos Remark MHz dBuV/m dBuV/m dB dBuV dB/m dB dB cm deg 1 10440.00 46.44 68.30 -21.86 59.55 38.49 12.12 63.72 --- --- Peak 2 15660.00 48.71 74.00 -25.29 57.13 41.40 14.64 64.46 --- --- Peak

Mode	12	
	Harmonic	
	U-NII-1_5.15-5.25_802.11n HT20_CH48_Full RU_5240MHz	
ANT	8	
Pol.	Horizontal	Vertical
Peak Avg	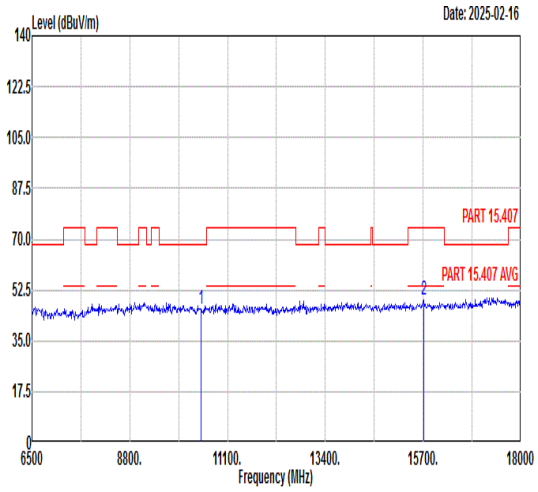 Freq Level Limit Line Margin Read Level Ant Factor Cable Loss Preamp Factor APos TPos Remark MHz dBuV/m dBuV/m dB dBuV dB/m dB dB cm deg 1 10480.00 46.21 68.30 -22.09 59.27 38.50 12.15 63.71 --- --- Peak 2 15720.00 48.94 74.00 -25.06 57.35 41.43 14.66 64.50 --- --- Peak	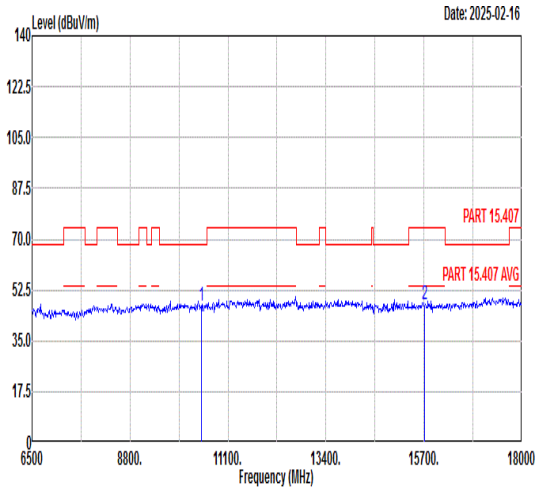 Freq Level Limit Line Margin Read Level Ant Factor Cable Loss Preamp Factor APos TPos Remark MHz dBuV/m dBuV/m dB dBuV dB/m dB dB cm deg 1 10480.00 47.13 68.30 -21.17 60.19 38.50 12.15 63.71 --- --- Peak 2 15720.00 47.55 74.00 -26.45 55.96 41.43 14.66 64.50 --- --- Peak

Mode	13	
	Harmonic	
	U-NII-2A_5.25-5.35_802.11n HT20_CH52_Full RU_5260MHz	
ANT	8	
Pol.	Horizontal	Vertical
Peak Avg	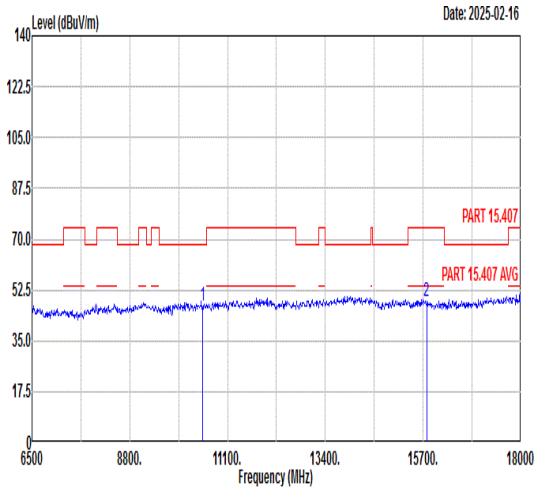 Freq Level Limit Line Margin Read Level Ant Factor Cable Loss Preamp Factor APos TPos Remark MHz dBuV/m dBuV/m dB dBuV dB/m dB dB cm deg 1 10520.00 47.01 68.30 -21.29 60.02 38.50 12.18 63.69 --- --- Peak 2 15780.00 48.46 74.00 -25.54 56.85 41.47 14.69 64.55 --- --- Peak	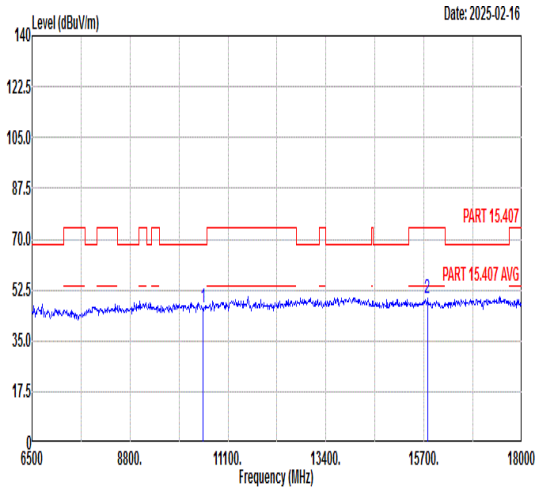 Freq Level Limit Line Margin Read Level Ant Factor Cable Loss Preamp Factor APos TPos Remark MHz dBuV/m dBuV/m dB dBuV dB/m dB dB cm deg 1 10520.00 46.45 68.30 -21.85 59.46 38.50 12.18 63.69 --- --- Peak 2 15780.00 49.62 74.00 -24.38 58.01 41.47 14.69 64.55 --- --- Peak

Mode	14	
	Harmonic	
	U-NII-2A_5.25-5.35_802.11n HT20_CH60_Full RU_5300MHz	
ANT	8	
Pol.	Horizontal	Vertical
Peak Avg	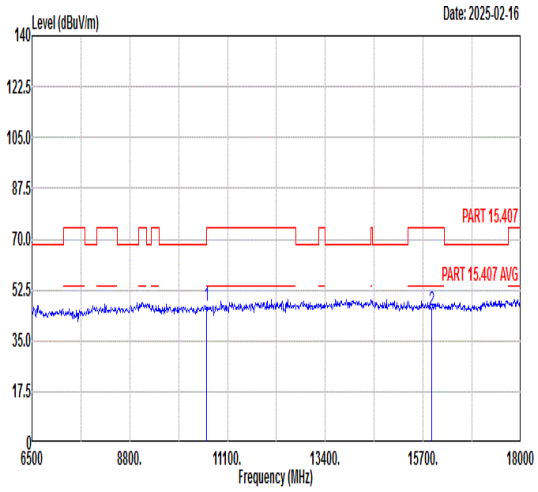 Freq Level Limit Line Margin Read Level Ant Factor Cable Loss Preamp Factor APos TPos Remark MHz dBuV/m dBuV/m dB dBuV dB/m dB dB cm deg 1 10600.00 46.81 74.00 -27.19 59.72 38.52 12.23 63.66 --- --- Peak 2 15900.00 45.52 74.00 -28.48 53.86 41.54 14.75 64.63 --- --- Peak	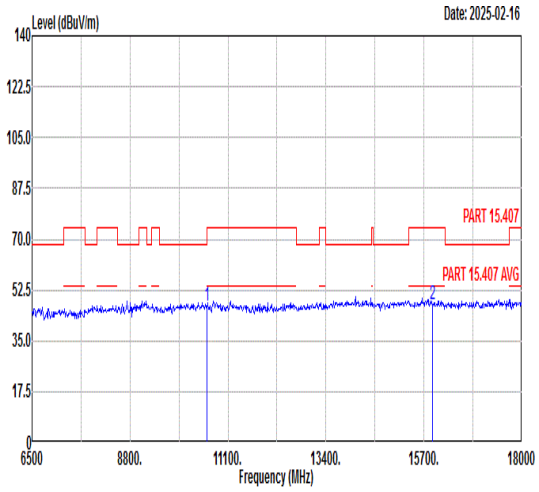 Freq Level Limit Line Margin Read Level Ant Factor Cable Loss Preamp Factor APos TPos Remark MHz dBuV/m dBuV/m dB dBuV dB/m dB dB cm deg 1 10600.00 46.78 74.00 -27.22 59.69 38.52 12.23 63.66 --- --- Peak 2 15900.00 47.44 74.00 -26.56 55.78 41.54 14.75 64.63 --- --- Peak

Mode	15	
	Band Edge	
	U-NII-2A_5.25-5.35_802.11n HT20_CH64_Full RU_5320MHz	
ANT	8	
Pol.	Horizontal	Fundamental
Peak	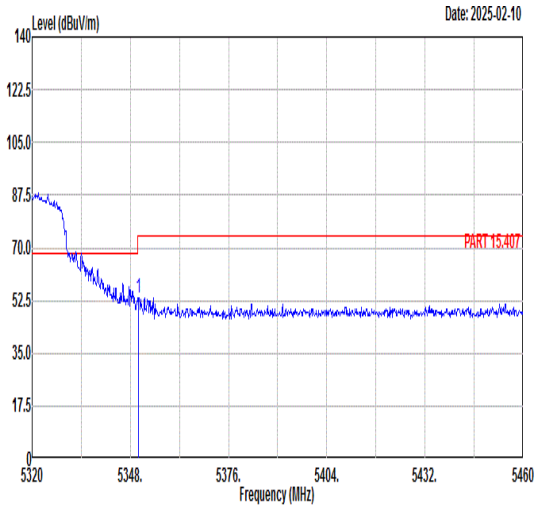 Freq Level Limit Line Margin (dB) Read Level Ant Factor Cable Loss Preamp Factor APos TPos Remark MHz dBuV/m dBuV/m dBuV dB/m dB dB cm deg 1 5350.38 53.45 74.00 -20.55 41.09 36.42 9.37 33.43 191 351 PEAK	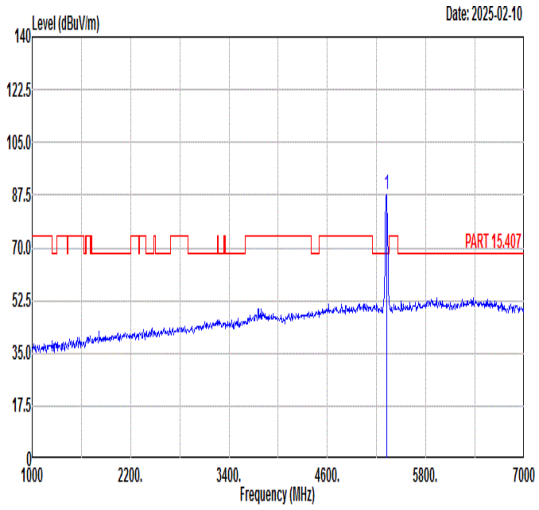 Freq Level Limit Line Margin (dB) Read Level Ant Factor Cable Loss Preamp Factor APos TPos Remark MHz dBuV/m dBuV/m dBuV dB/m dB dB cm deg 1 5320.00 87.50 ------ ------ 75.29 36.44 9.21 33.44 191 351 PEAK
Avg	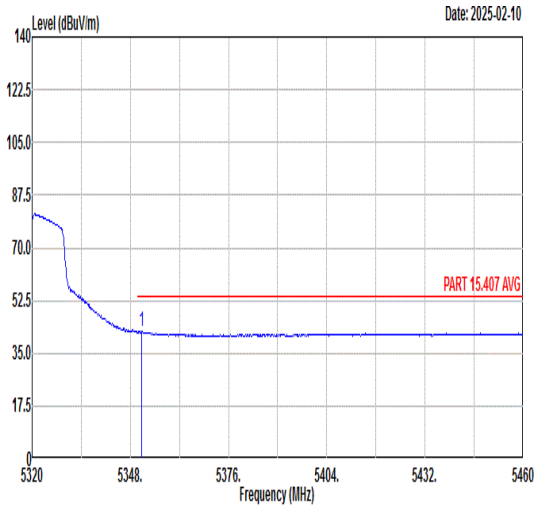 Freq Level Limit Line Margin (dB) Read Level Ant Factor Cable Loss Preamp Factor APos TPos Remark MHz dBuV/m dBuV/m dBuV dB/m dB dB cm deg 1 5351.22 42.23 54.00 -11.77 29.87 36.42 9.37 33.43 191 351 AVERAGE	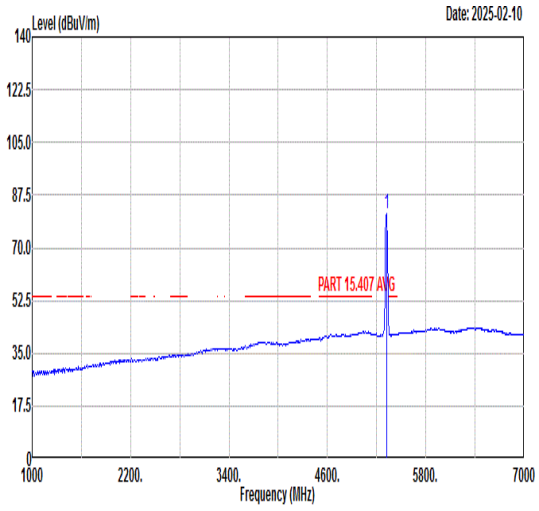 Freq Level Limit Line Margin (dB) Read Level Ant Factor Cable Loss Preamp Factor APos TPos Remark MHz dBuV/m dBuV/m dBuV dB/m dB dB cm deg 1 5320.00 81.32 ------ ------ 69.11 36.44 9.21 33.44 191 351 AVERAGE

Mode	15	
	Band Edge	
	U-NII-2A_5.25-5.35_802.11n HT20_CH64_Full RU_5320MHz	
ANT	8	
Pol.	Vertical	Fundamental
Peak	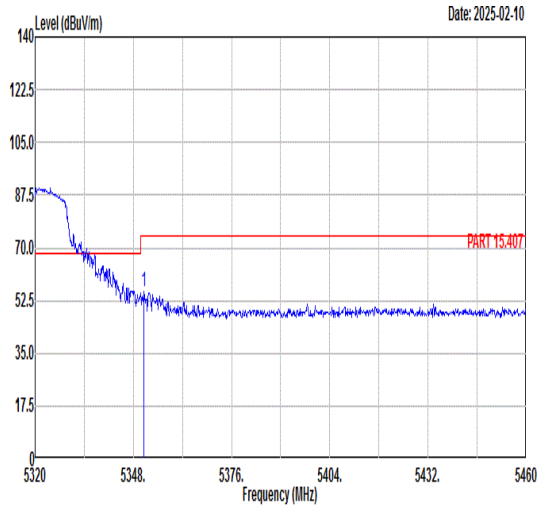 Freq Level Limit Line Margin (dB) Read Level Ant Factor Cable Loss Preamp Factor APos TPos Remark MHz dBuV/m dBuV/m dBuV dB/m dB dB cm deg 1 5351.08 55.33 74.00 -18.67 42.97 36.42 9.37 33.43 249 10 PEAK	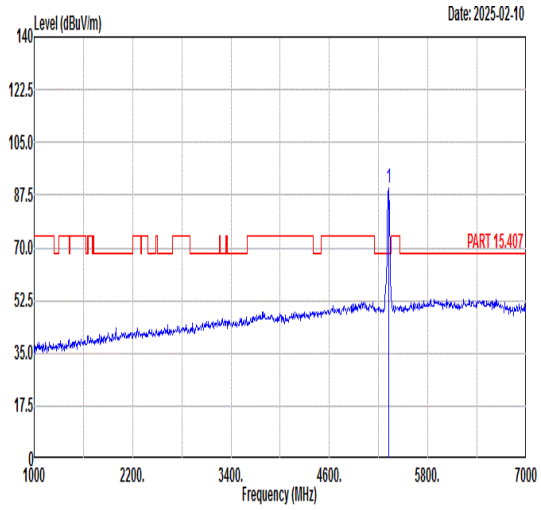 Freq Level Limit Line Margin (dB) Read Level Ant Factor Cable Loss Preamp Factor APos TPos Remark MHz dBuV/m dBuV/m dBuV dB/m dB dB cm deg 1 5320.00 89.97 ------ ------ 77.76 36.44 9.21 33.44 249 10 PEAK
Avg	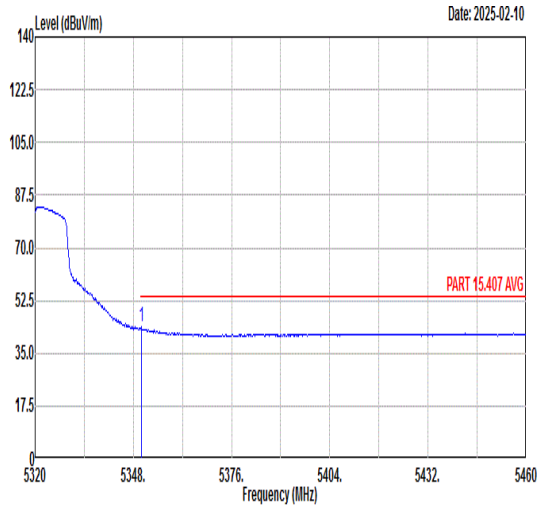 Freq Level Limit Line Margin (dB) Read Level Ant Factor Cable Loss Preamp Factor APos TPos Remark MHz dBuV/m dBuV/m dBuV dB/m dB dB cm deg 1 5350.24 43.74 54.00 -10.26 31.38 36.42 9.37 33.43 249 10 AVERAGE	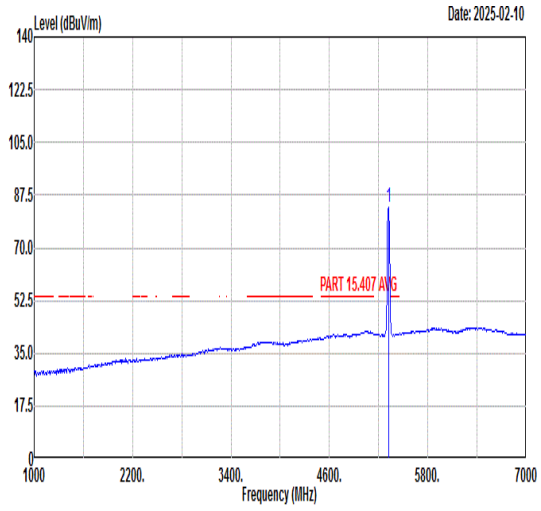 Freq Level Limit Line Margin (dB) Read Level Ant Factor Cable Loss Preamp Factor APos TPos Remark MHz dBuV/m dBuV/m dBuV dB/m dB dB cm deg 1 5320.00 83.52 ------ ------ 71.31 36.44 9.21 33.44 249 10 AVERAGE

Mode	15	
	Harmonic	
	U-NII-2A_5.25-5.35_802.11n HT20_CH64_Full RU_5320MHz	
ANT	8	
Pol.	Horizontal	Vertical
Peak Avg	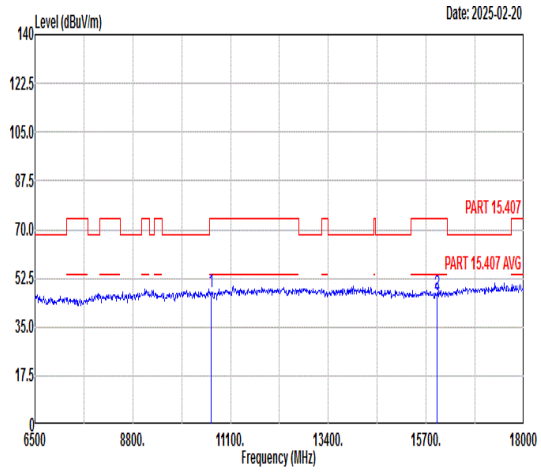 Freq Level Limit Line Margin Read Level Ant Factor Cable Loss Preamp Factor APos TPos Remark MHz dBuV/m dBuV/m dB dBuV dB/m dB dB cm deg 1 10640.00 47.49 74.00 -26.51 60.34 38.53 12.26 63.64 --- --- Peak 2 15960.00 46.80 74.00 -27.20 55.12 41.58 14.77 64.67 100 49 Peak 3 15960.00 44.33 54.00 -9.67 52.65 41.58 14.77 64.67 100 49 Average	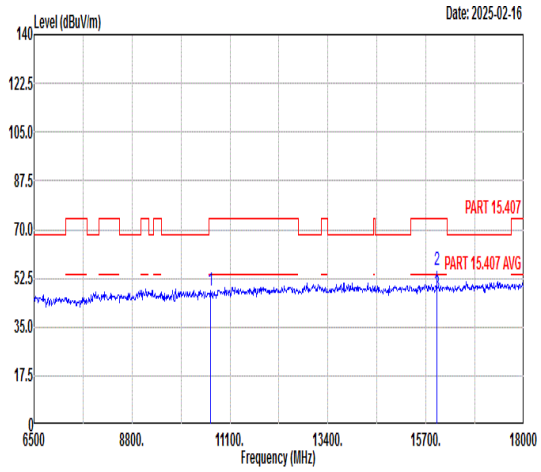 Freq Level Limit Line Margin Read Level Ant Factor Cable Loss Preamp Factor APos TPos Remark MHz dBuV/m dBuV/m dB dBuV dB/m dB dB cm deg 1 10640.00 47.86 74.00 -26.14 60.71 38.53 12.26 63.64 --- --- Peak 2 15960.00 55.50 74.00 -18.50 63.82 41.58 14.77 64.67 149 62 Peak 3 15960.00 47.25 54.00 -6.75 55.57 41.58 14.77 64.67 149 62 Average

Mode	16	
	Band Edge	
	U-NII-2C_5.47-5.725_802.11n HT20_CH100_Full RU_5500MHz	
ANT	8	
Pol.	Horizontal	Fundamental
Peak	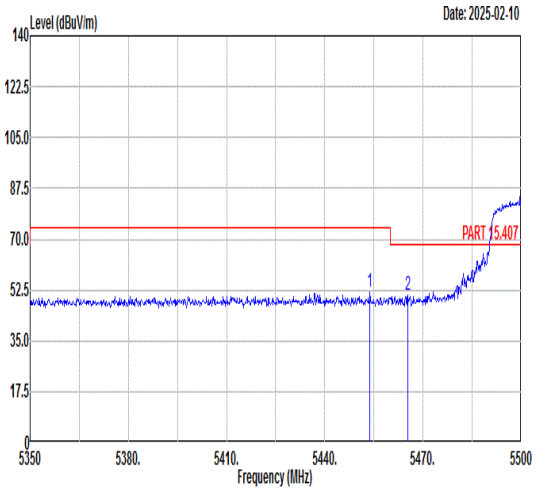 Freq Level Limit Line Margin (dB) Read Level Ant Factor Cable Loss Preamp Factor APos TPos Remark MHz dBuV/m dBuV/m dBuV dB/m dB dB cm deg 1 5453.80 51.59 74.00 -22.41 38.98 36.34 9.68 33.41 400 352 PEAK 2 5465.35 50.53 68.30 -17.77 37.92 36.33 9.69 33.41 400 352 PEAK	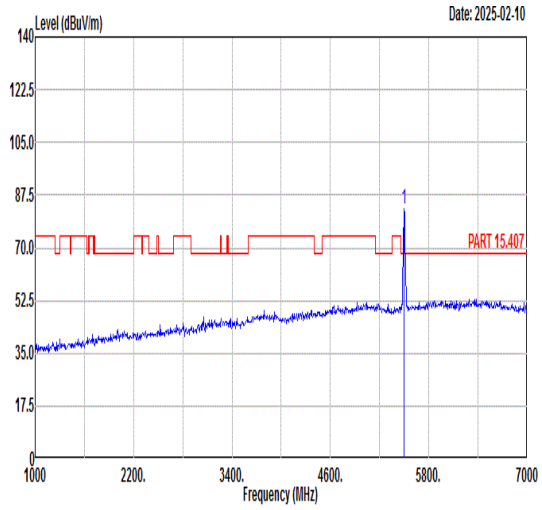 Freq Level Limit Line Margin (dB) Read Level Ant Factor Cable Loss Preamp Factor APos TPos Remark MHz dBuV/m dBuV/m dBuV dB/m dB dB cm deg 1 5500.00 83.11 ------ ------ 70.50 36.30 9.71 33.40 400 352 PEAK
Avg	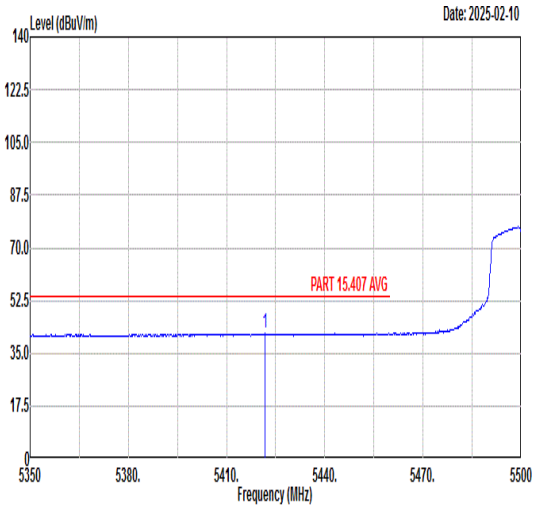 Freq Level Limit Line Margin (dB) Read Level Ant Factor Cable Loss Preamp Factor APos TPos Remark MHz dBuV/m dBuV/m dBuV dB/m dB dB cm deg 1 5421.70 41.58 54.00 -12.42 28.97 36.36 9.67 33.42 400 352 AVERAGE	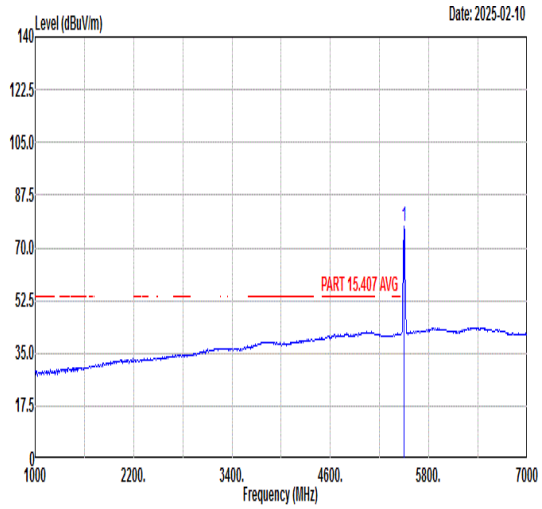 Freq Level Limit Line Margin (dB) Read Level Ant Factor Cable Loss Preamp Factor APos TPos Remark MHz dBuV/m dBuV/m dBuV dB/m dB dB cm deg 1 5500.00 77.03 ------ ------ 64.42 36.30 9.71 33.40 400 352 AVERAGE

Mode	16	
	Band Edge	
	U-NII-2C_5.47-5.725_802.11n HT20_CH100_Full RU_5500MHz	
ANT	8	
Pol.	Vertical	Fundamental
Peak	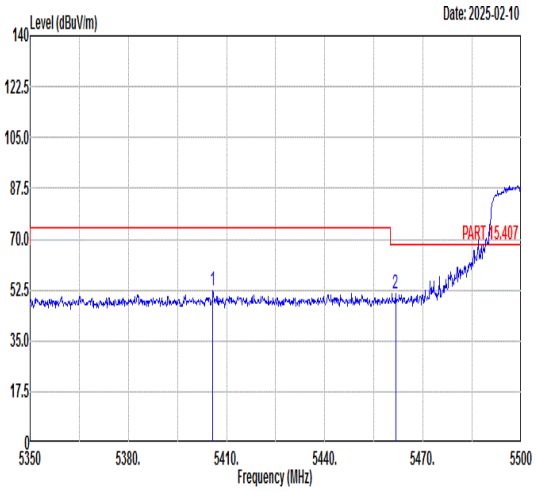 Freq Level Limit Line Margin (dB) Read Level Ant Factor Cable Loss Preamp Factor APos TPos Remark MHz dBuV/m dBuV/m dBuV dB/m dB dB cm deg 1 5405.80 52.04 74.00 -21.96 39.43 36.38 9.65 33.42 253 360 PEAK 2 5461.60 51.41 68.30 -16.89 38.80 36.33 9.69 33.41 253 360 PEAK	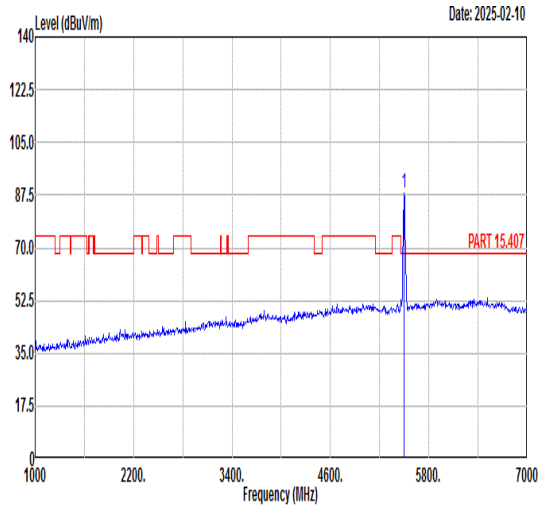 Freq Level Limit Line Margin (dB) Read Level Ant Factor Cable Loss Preamp Factor APos TPos Remark MHz dBuV/m dBuV/m dBuV dB/m dB dB cm deg 1 5500.00 88.46 ------ ------ 75.85 36.30 9.71 33.40 253 360 PEAK
Avg	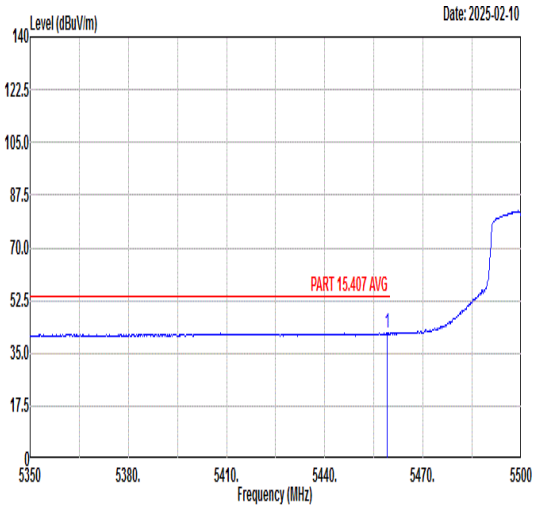 Freq Level Limit Line Margin (dB) Read Level Ant Factor Cable Loss Preamp Factor APos TPos Remark MHz dBuV/m dBuV/m dBuV dB/m dB dB cm deg 1 5459.05 41.73 54.00 -12.27 29.12 36.33 9.69 33.41 253 360 AVERAGE	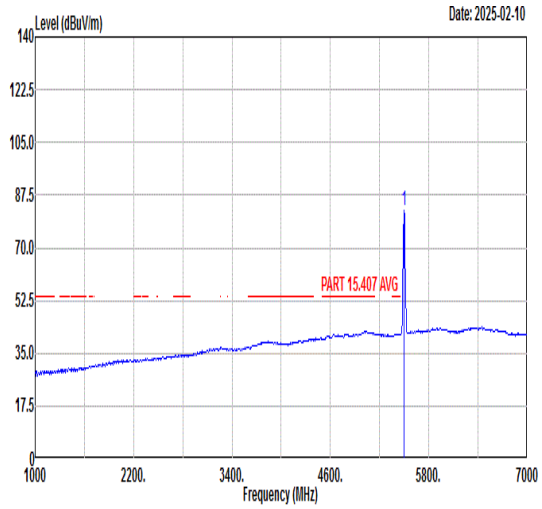 Freq Level Limit Line Margin (dB) Read Level Ant Factor Cable Loss Preamp Factor APos TPos Remark MHz dBuV/m dBuV/m dBuV dB/m dB dB cm deg 1 5500.00 82.25 ------ ------ 69.64 36.30 9.71 33.40 253 360 AVERAGE

Mode	16	
	Harmonic	
	U-NII-2C_5.47-5.725_802.11n HT20_CH100_Full RU_5500MHz	
ANT	8	
Pol.	Horizontal	Vertical
Peak Avg	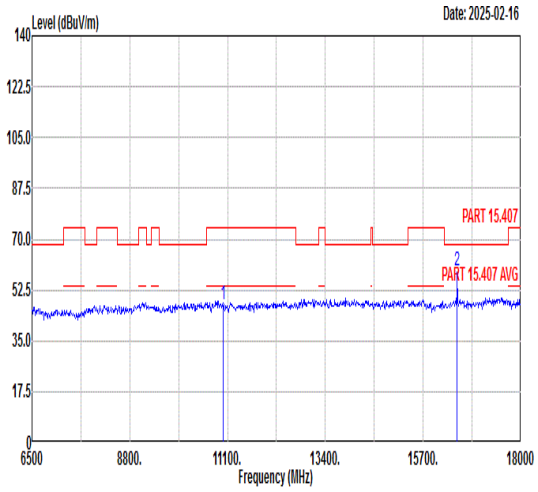 Freq Level Limit Line Margin Read Level Ant Factor Cable Loss Preamp Factor APos TPos Remark MHz dBuV/m dBuV/m dB dBuV dB/m dB dB cm deg 1 11000.00 47.81 74.00 -26.19 60.19 38.60 12.52 63.50 --- --- Peak 2 16500.00 58.96 68.30 -9.34 66.59 41.95 15.17 64.75 199 215 Peak	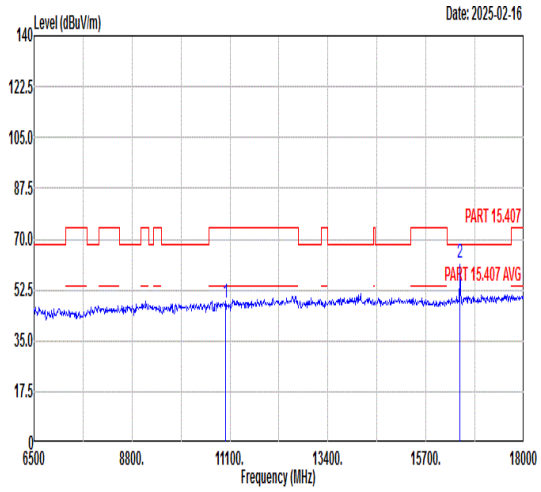 Freq Level Limit Line Margin Read Level Ant Factor Cable Loss Preamp Factor APos TPos Remark MHz dBuV/m dBuV/m dB dBuV dB/m dB dB cm deg 1 11000.00 48.18 74.00 -25.82 60.56 38.60 12.52 63.50 --- --- Peak 2 16500.00 61.90 68.30 -6.40 69.53 41.95 15.17 64.75 153 35 Peak

Mode	17	
	Harmonic	
	U-NII-2C_5.47-5.725_802.11n HT20_CH116_Full RU_5580MHz	
ANT	8	
Pol.	Horizontal	Vertical
Peak Avg	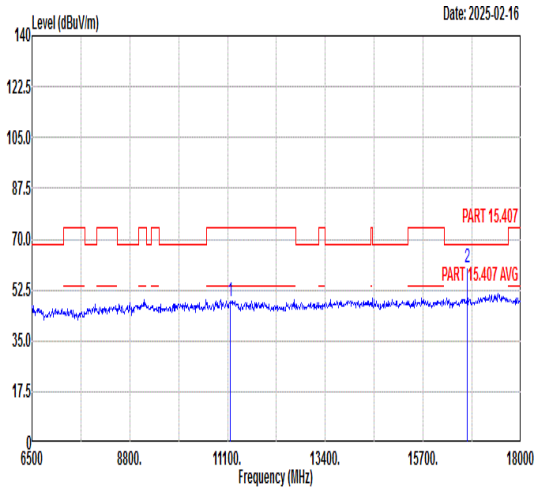 Freq Level Limit Line Margin Read Level Ant Factor Cable Loss Preamp Factor APos TPos Remark MHz dBuV/m dBuV/m dB dBuV dB/m dB dB cm deg 1 11160.00 48.67 74.00 -25.33 60.85 38.79 12.64 63.61 --- --- Peak 2 16740.00 60.11 68.30 -8.19 67.41 42.12 15.35 64.77 201 314 Peak	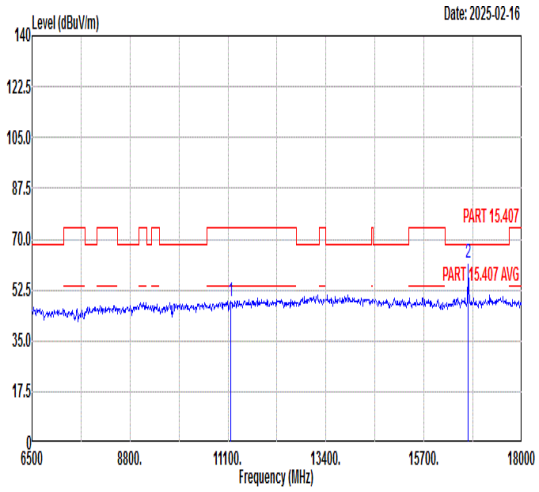 Freq Level Limit Line Margin Read Level Ant Factor Cable Loss Preamp Factor APos TPos Remark MHz dBuV/m dBuV/m dB dBuV dB/m dB dB cm deg 1 11160.00 48.58 74.00 -25.42 60.76 38.79 12.64 63.61 --- --- Peak 2 16740.00 61.85 68.30 -6.45 69.15 42.12 15.35 64.77 131 20 Peak

Mode	18	
	Band Edge	
	U-NII-2C_5.47-5.725_802.11n HT20_CH140_Full RU_5700MHz	
ANT	8	
Pol.	Horizontal	Fundamental
Peak	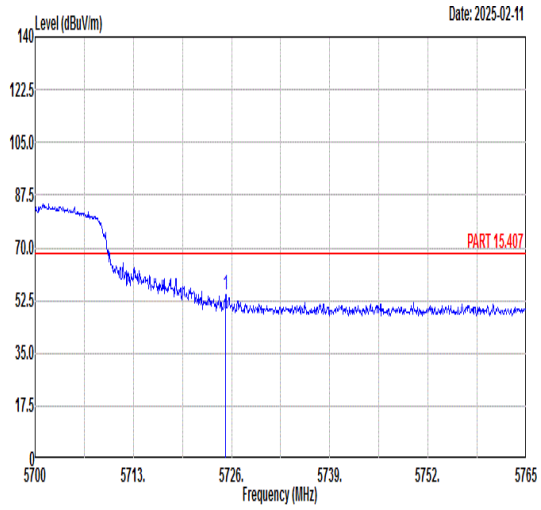 Freq Level Limit Line Margin (dB) Read Level Ant Factor Cable Loss Preamp Factor APos TPos Remark MHz dBuV/m dBuV/m dBuV dB/m dB dB cm deg 1 5725.22 54.36 68.30 -13.94 41.26 36.53 10.02 33.45 100 326 PEAK	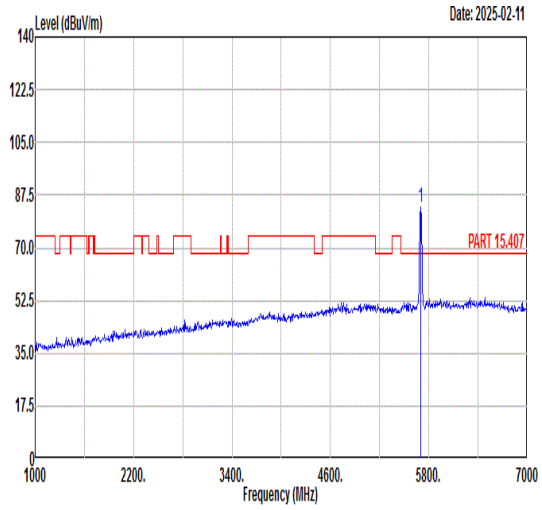 Freq Level Limit Line Margin (dB) Read Level Ant Factor Cable Loss Preamp Factor APos TPos Remark MHz dBuV/m dBuV/m dBuV dB/m dB dB cm deg 1 5700.00 83.54 ------ ------ 70.51 36.50 9.97 33.44 100 326 PEAK
Avg	Blank	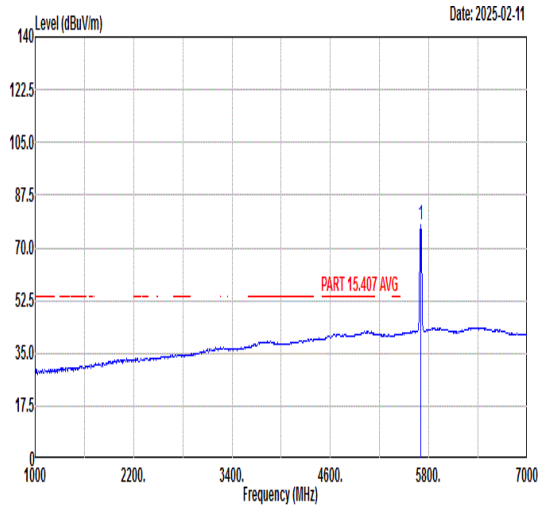 Freq Level Limit Line Margin (dB) Read Level Ant Factor Cable Loss Preamp Factor APos TPos Remark MHz dBuV/m dBuV/m dBuV dB/m dB dB cm deg 1 5700.00 77.77 ------ ------ 64.74 36.50 9.97 33.44 100 326 AVERAGE

Mode	18	
	Band Edge	
	U-NII-2C_5.47-5.725_802.11n HT20_CH140_Full RU_5700MHz	
ANT	8	
Pol.	Vertical	Fundamental
Peak	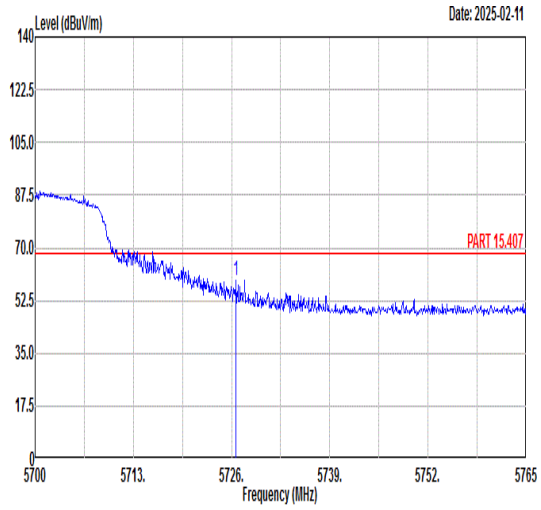 Freq Level Limit Line Margin (dB) Read Level Ant Factor Cable Loss Preamp Factor APos TPos Remark MHz dBuV/m dBuV/m dBuV dB/m dB dB cm deg 1 5726.59 59.41 68.30 -8.89 46.31 36.53 10.02 33.45 200 52 PEAK	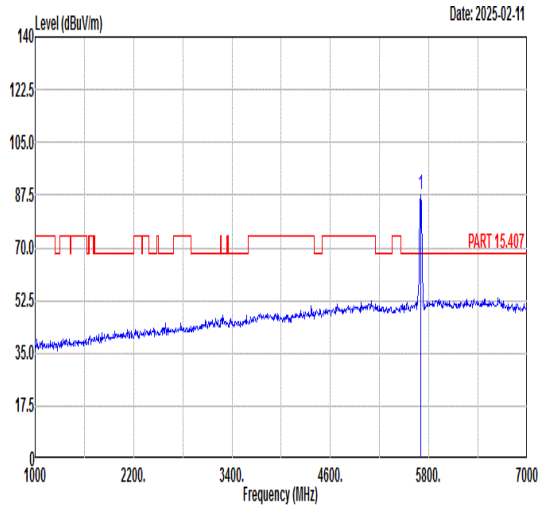 Freq Level Limit Line Margin (dB) Read Level Ant Factor Cable Loss Preamp Factor APos TPos Remark MHz dBuV/m dBuV/m dBuV dB/m dB dB cm deg 1 5700.00 87.82 ------ ------ 74.79 36.50 9.97 33.44 200 52 PEAK
Avg	Blank	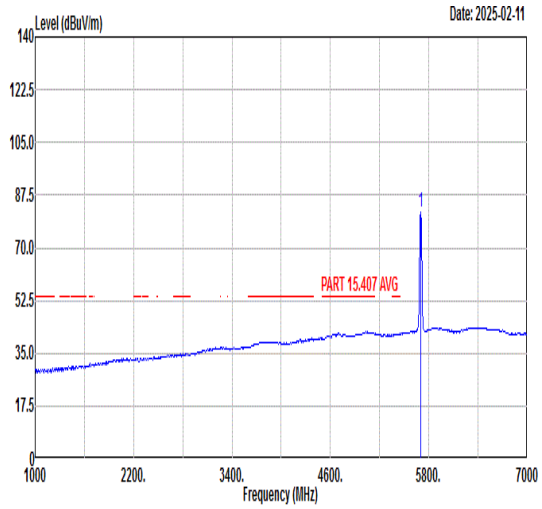 Freq Level Limit Line Margin (dB) Read Level Ant Factor Cable Loss Preamp Factor APos TPos Remark MHz dBuV/m dBuV/m dBuV dB/m dB dB cm deg 1 5700.00 82.05 ------ ------ 69.02 36.50 9.97 33.44 200 52 AVERAGE

Mode	18	
	Harmonic	
	U-NII-2C_5.47-5.725_802.11n HT20_CH140_Full RU_5700MHz	
ANT	8	
Pol.	Horizontal	Vertical
Peak Avg	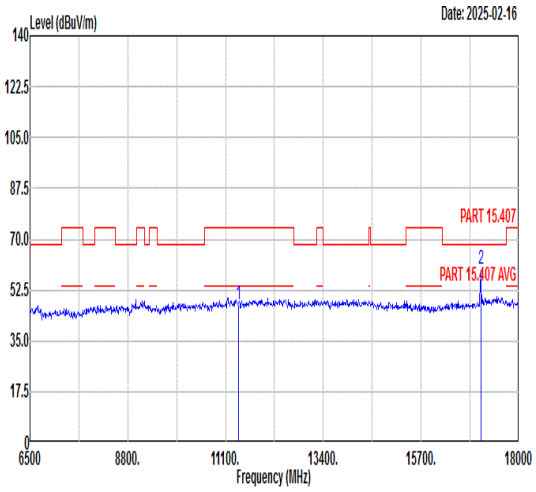 Freq Level Limit Line Margin Read Level Ant Factor Cable Loss Preamp Factor APos TPos Remark MHz dBuV/m dBuV/m dB dBuV dB/m dB dB cm deg 1 11400.00 47.74 74.00 -26.26 59.63 39.08 12.81 63.78 --- --- Peak 2 17100.00 59.65 68.30 -8.65 66.53 42.41 15.62 64.91 231 52 Peak	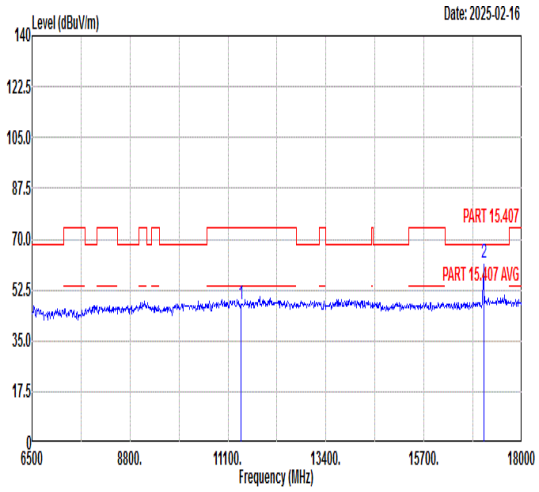 Freq Level Limit Line Margin Read Level Ant Factor Cable Loss Preamp Factor APos TPos Remark MHz dBuV/m dBuV/m dB dBuV dB/m dB dB cm deg 1 11400.00 47.71 74.00 -26.29 59.60 39.08 12.81 63.78 --- --- Peak 2 17100.00 61.92 68.30 -6.38 68.80 42.41 15.62 64.91 147 8 Peak

Mode	19	
	Band Edge - L	
	U-NII-1_5.15-5.25_802.11n HT40_CH38_Full RU_5190MHz	
ANT	8	
Pol.	Horizontal	Fundamental
Peak	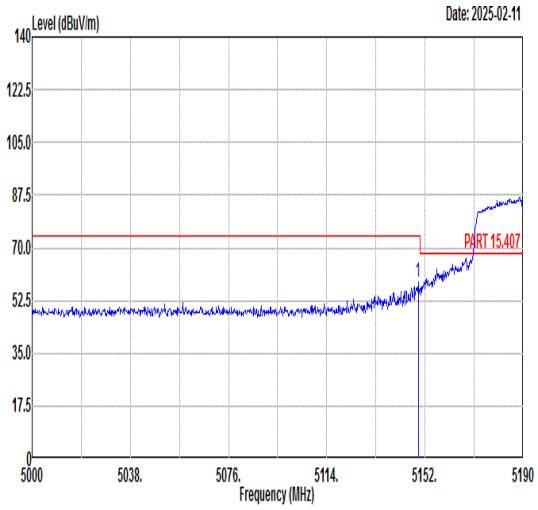 Freq Level Limit Line Margin (dB) Read Level Ant Factor Cable Loss Preamp Factor APos TPos Remark 1 5149.34 58.72 74.00 -15.28 47.08 36.58 8.53 33.47 222 53 PEAK	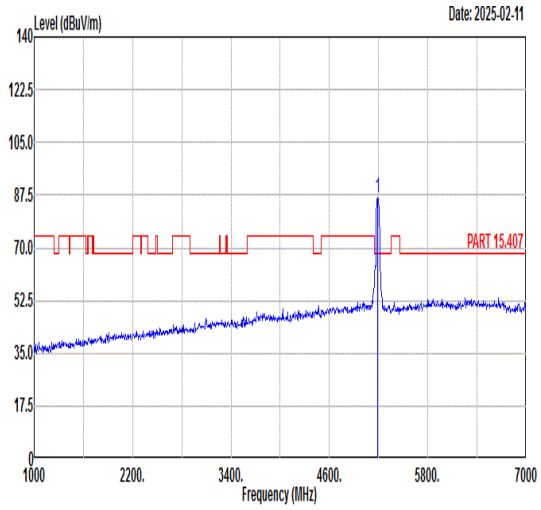 Freq Level Limit Line Margin (dB) Read Level Ant Factor Cable Loss Preamp Factor APos TPos Remark 1 5190.00 86.72 ------ ------ 75.02 36.55 8.61 33.46 222 53 PEAK
Avg	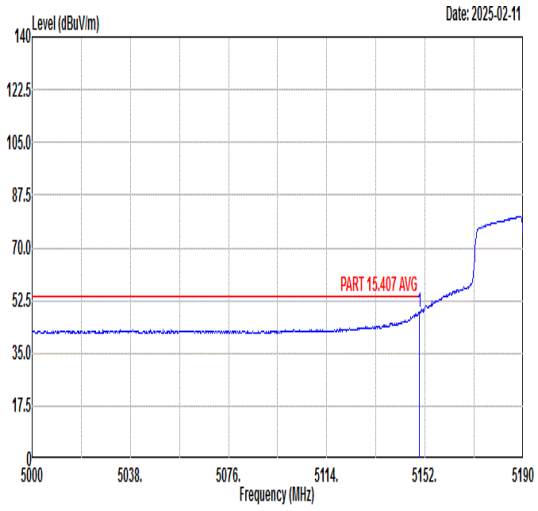 Freq Level Limit Line Margin (dB) Read Level Ant Factor Cable Loss Preamp Factor APos TPos Remark 1 5149.91 48.53 54.00 -5.47 36.88 36.58 8.54 33.47 222 53 AVERAGE	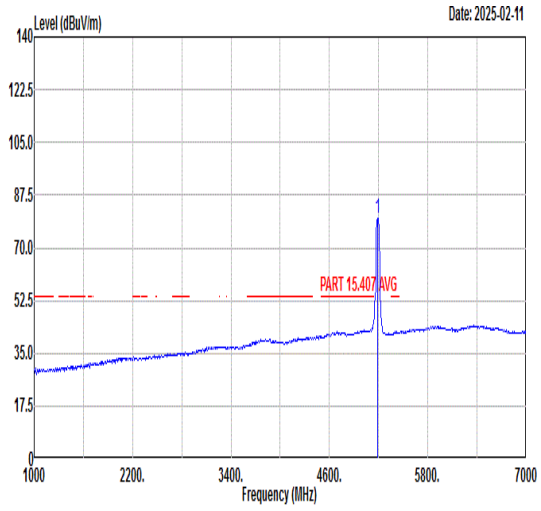 Freq Level Limit Line Margin (dB) Read Level Ant Factor Cable Loss Preamp Factor APos TPos Remark 1 5190.00 79.96 ------ ------ 68.26 36.55 8.61 33.46 222 53 AVERAGE

Mode	19	
	Band Edge - R	
	U-NII-1_5.15-5.25_802.11n HT40_CH38_Full RU_5190MHz	
ANT	8	
Pol.	Horizontal	Fundamental
Peak	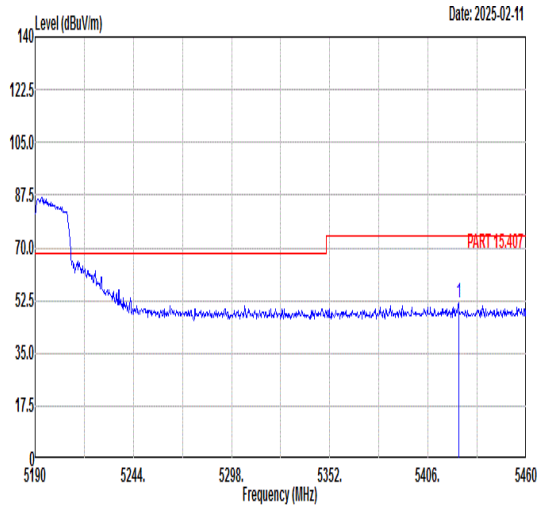 Freq Level Limit Line Margin (dB) Read Level Ant Factor Cable Loss Preamp Factor APos TPos Remark MHz dBuV/m dBuV/m dBuV dB/m dB dB cm deg 1 5422.74 51.68 74.00 -22.32 39.07 36.36 9.67 33.42 222 53 PEAK	Blank
Avg	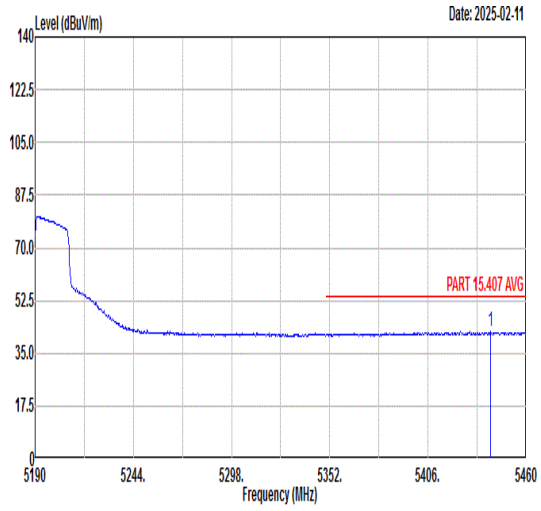 Freq Level Limit Line Margin (dB) Read Level Ant Factor Cable Loss Preamp Factor APos TPos Remark MHz dBuV/m dBuV/m dBuV dB/m dB dB cm deg 1 5440.56 42.17 54.00 -11.83 29.55 36.35 9.68 33.41 222 53 AVERAGE	Blank

Mode	19	
	Band Edge - L	
	U-NII-1_5.15-5.25_802.11n HT40_CH38_Full RU_5190MHz	
ANT	8	
Pol.	Vertical	Fundamental
Peak	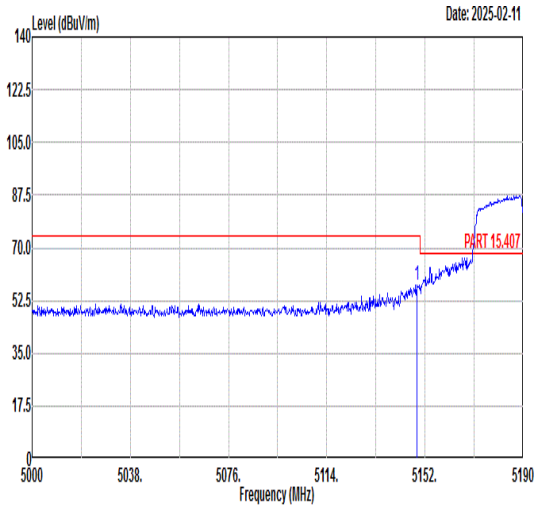 Freq Level Limit Line Margin (dB) Read Level Ant Factor Cable Loss Preamp Factor APos TPos Remark MHz dBuV/m dBuV/m dBuV dB/m dB dB cm deg 1 5148.77 57.71 74.00 -16.29 46.07 36.58 8.53 33.47 235 72 PEAK	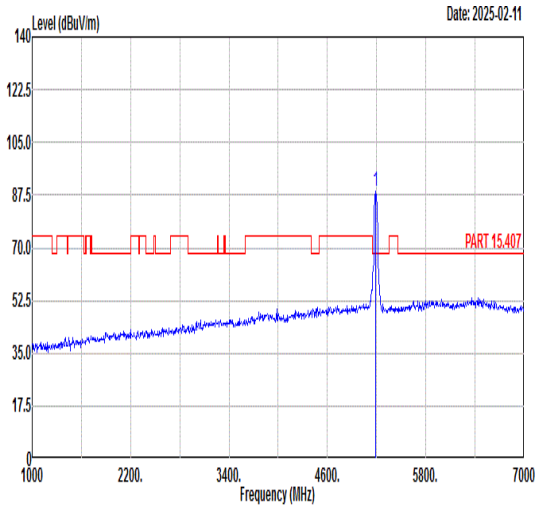 Freq Level Limit Line Margin (dB) Read Level Ant Factor Cable Loss Preamp Factor APos TPos Remark MHz dBuV/m dBuV/m dBuV dB/m dB dB cm deg 1 5190.00 88.70 ------ ------ 77.00 36.55 8.61 33.46 235 72 PEAK
Avg	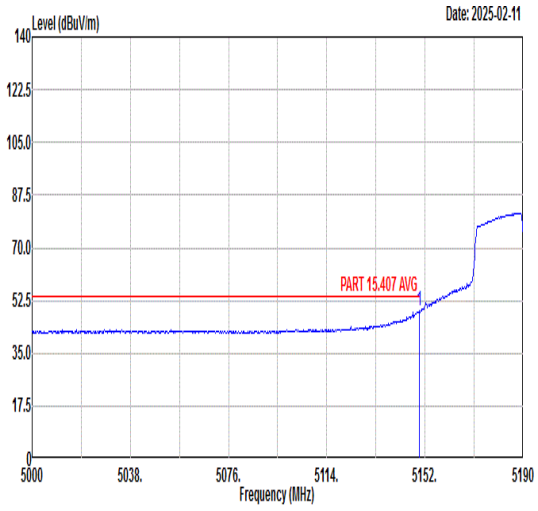 Freq Level Limit Line Margin (dB) Read Level Ant Factor Cable Loss Preamp Factor APos TPos Remark MHz dBuV/m dBuV/m dBuV dB/m dB dB cm deg 1 5149.91 48.93 54.00 -5.07 37.28 36.58 8.54 33.47 235 72 AVERAGE	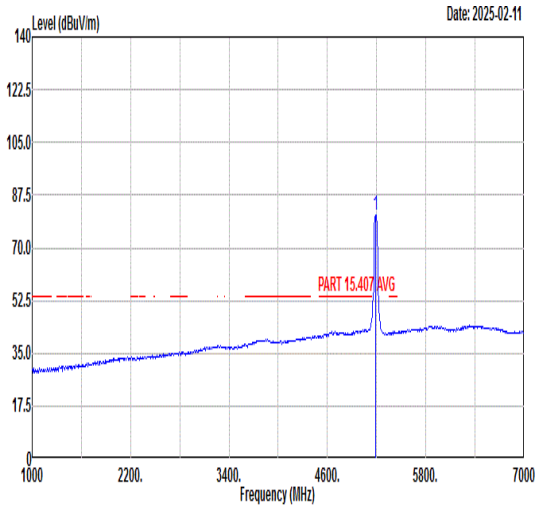 Freq Level Limit Line Margin (dB) Read Level Ant Factor Cable Loss Preamp Factor APos TPos Remark MHz dBuV/m dBuV/m dBuV dB/m dB dB cm deg 1 5190.00 81.06 ------ ------ 69.36 36.54 8.62 33.46 235 72 AVERAGE

Mode	19	
	Band Edge - R	
	U-NII-1_5.15-5.25_802.11n HT40_CH38_Full RU_5190MHz	
ANT	8	
Pol.	Vertical	Fundamental
Peak	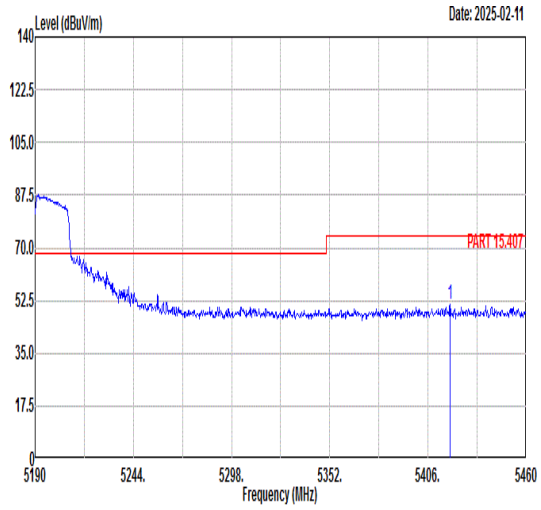 Freq Level Limit Line Margin (dB) Read Level Ant Factor Cable Loss Preamp Factor APos TPos Remark MHz dBuV/m dBuV/m dBuV dB/m dB dB cm deg 1 5418.15 51.25 74.00 -22.75 38.63 36.37 9.67 33.42 235 72 PEAK	Blank
Avg	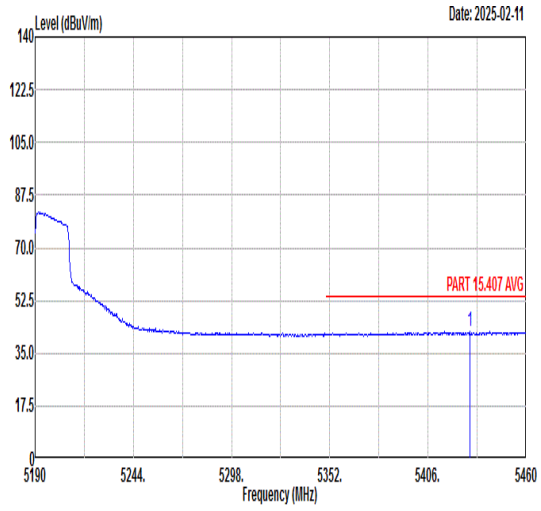 Freq Level Limit Line Margin (dB) Read Level Ant Factor Cable Loss Preamp Factor APos TPos Remark MHz dBuV/m dBuV/m dBuV dB/m dB dB cm deg 1 5428.95 42.06 54.00 -11.94 29.44 36.36 9.67 33.41 235 72 AVERAGE	Blank

Mode	19	
	Harmonic	
	U-NII-1_5.15-5.25_802.11n HT40_CH38_Full RU_5190MHz	
ANT	8	
Pol.	Horizontal	Vertical
Peak Avg	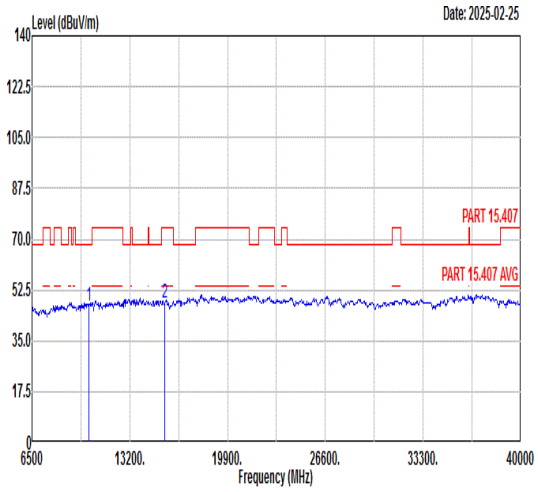 Freq Level Limit Line Margin Read Level Ant Factor Cable Loss Preamp Factor APos TPos Remark MHz dBuV/m dBuV/m dB dBuV dB/m dB dB cm deg 1 10380.00 46.80 68.30 -21.50 59.99 38.48 12.08 63.75 --- --- Peak 2 15570.00 47.95 74.00 -26.05 56.41 41.34 14.60 64.40 --- --- Peak	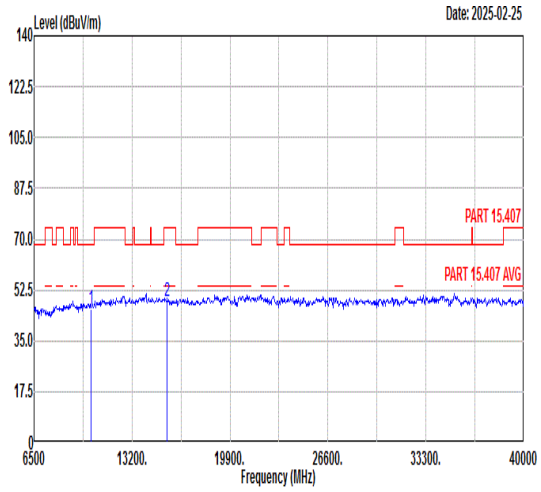 Freq Level Limit Line Margin Read Level Ant Factor Cable Loss Preamp Factor APos TPos Remark MHz dBuV/m dBuV/m dB dBuV dB/m dB dB cm deg 1 10380.00 45.99 68.30 -22.31 59.18 38.48 12.08 63.75 --- --- Peak 2 15570.00 48.70 74.00 -25.30 57.16 41.34 14.60 64.40 --- --- Peak

Mode	20	
	Band Edge - L	
	U-NII-1_5.15-5.25_802.11n HT40_CH46_Full RU_5230MHz	
ANT	8	
Pol.	Horizontal	Fundamental
Peak	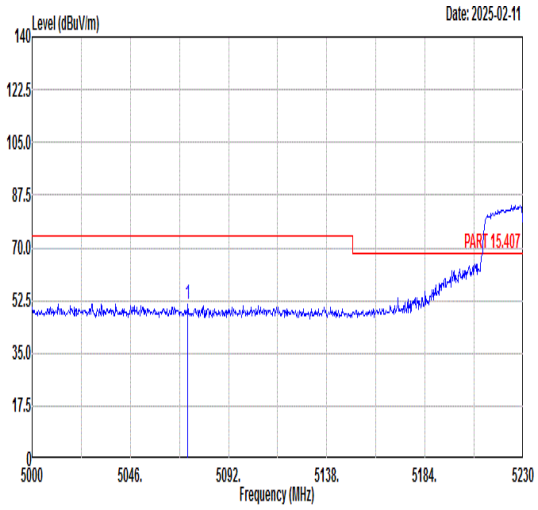 Freq Level Limit Line Margin (dB) Read Level Ant Factor Cable Loss Preamp Factor APos TPos Remark MHz dBuV/m dBuV/m dBuV dB/m dB dB cm deg 1 5072.91 51.50 74.00 -22.50 39.96 36.64 8.39 33.49 100 44 PEAK	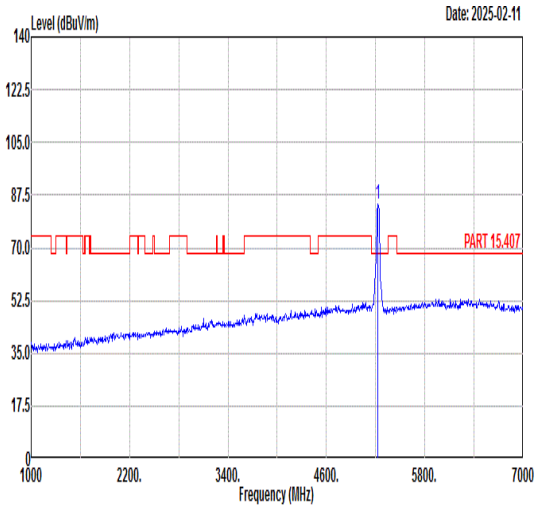 Freq Level Limit Line Margin (dB) Read Level Ant Factor Cable Loss Preamp Factor APos TPos Remark MHz dBuV/m dBuV/m dBuV dB/m dB dB cm deg 1 5230.00 84.54 ------ ------ 72.73 36.52 8.74 33.45 100 44 PEAK
Avg	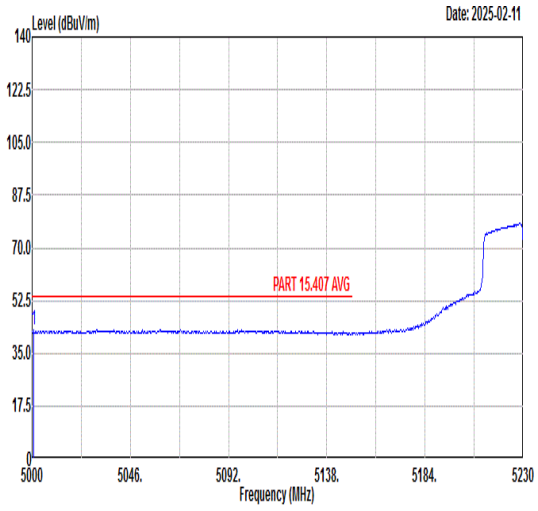 Freq Level Limit Line Margin (dB) Read Level Ant Factor Cable Loss Preamp Factor APos TPos Remark MHz dBuV/m dBuV/m dBuV dB/m dB dB cm deg 1 5000.92 42.74 54.00 -11.26 31.20 36.70 8.34 33.50 100 44 AVERAGE	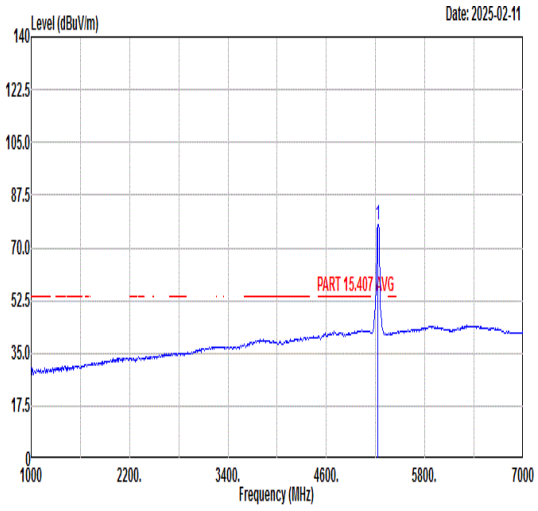 Freq Level Limit Line Margin (dB) Read Level Ant Factor Cable Loss Preamp Factor APos TPos Remark MHz dBuV/m dBuV/m dBuV dB/m dB dB cm deg 1 5230.00 77.78 ------ ------ 65.97 36.52 8.74 33.45 100 44 AVERAGE

Mode	20	
	Band Edge - R	
	U-NII-1_5.15-5.25_802.11n HT40_CH46_Full RU_5230MHz	
ANT	8	
Pol.	Horizontal	Fundamental
Peak	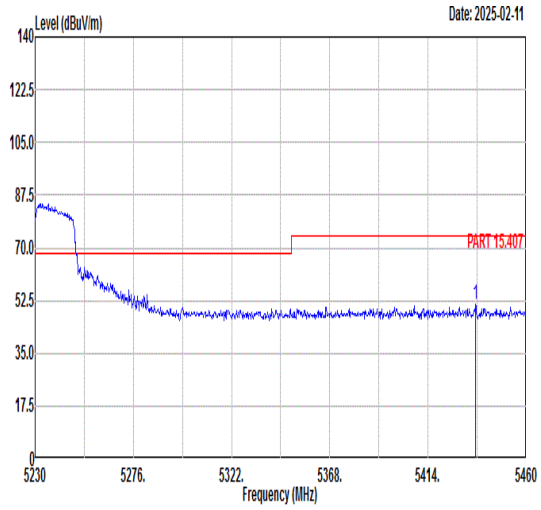 Limit Margin Read Ant Cable Preamp APos TPos Freq Level Line (dB) Level Factor Loss Factor Remark MHz dBuV/m dBuV/m dBuV dB/m dB dB cm deg 1 5436.31 51.13 74.00 -22.87 38.51 36.35 9.68 33.41 100 44 PEAK	Blank
Avg	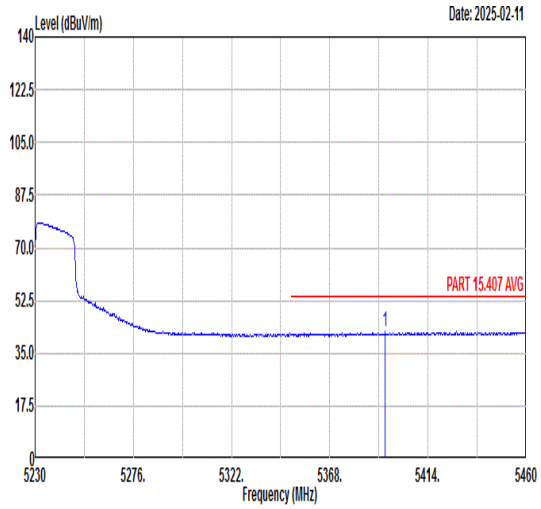 Limit Margin Read Ant Cable Preamp APos TPos Freq Level Line (dB) Level Factor Loss Factor Remark MHz dBuV/m dBuV/m dBuV dB/m dB dB cm deg 1 5393.99 42.08 54.00 -11.92 29.53 36.38 9.59 33.42 100 44 AVERAGE	Blank

Mode	20	
	Band Edge - L	
	U-NII-1_5.15-5.25_802.11n HT40_CH46_Full RU_5230MHz	
ANT	8	
Pol.	Vertical	Fundamental
Peak	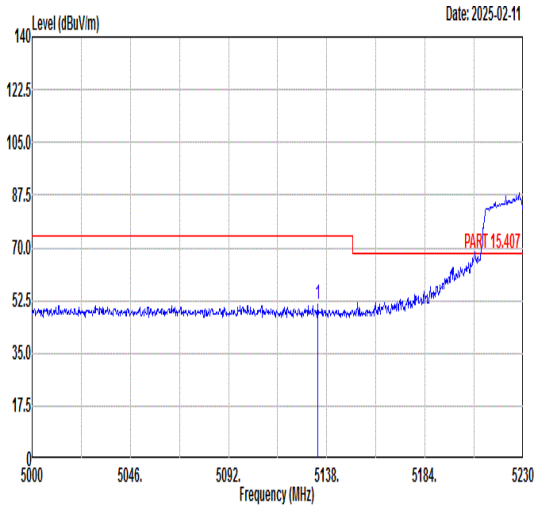 Freq Level Limit Line Margin (dB) Read Level Ant Factor Cable Loss Preamp Factor APos TPos Remark MHz dBuV/m dBuV/m dBuV dB/m dB dB cm deg 1 5133.63 51.08 74.00 -22.92 39.45 36.59 8.51 33.47 149 0 PEAK	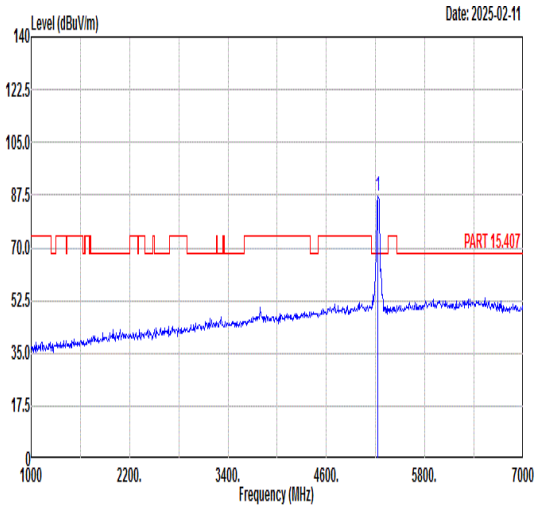 Freq Level Limit Line Margin (dB) Read Level Ant Factor Cable Loss Preamp Factor APos TPos Remark MHz dBuV/m dBuV/m dBuV dB/m dB dB cm deg 1 5230.00 87.14 ------ ------ 75.33 36.52 8.74 33.45 149 0 PEAK
Avg	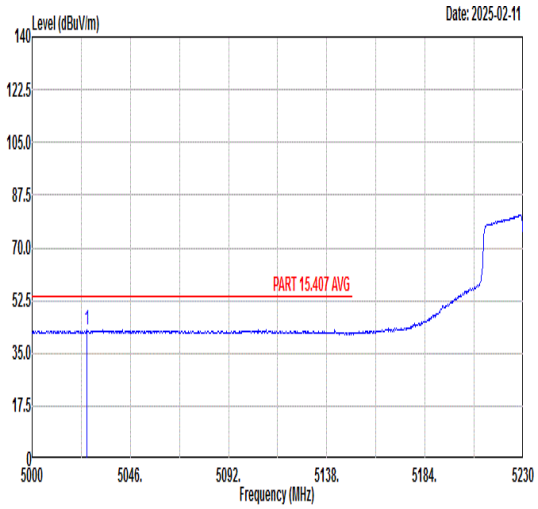 Freq Level Limit Line Margin (dB) Read Level Ant Factor Cable Loss Preamp Factor APos TPos Remark MHz dBuV/m dBuV/m dBuV dB/m dB dB cm deg 1 5025.53 42.66 54.00 -11.34 31.16 36.68 8.31 33.49 149 0 AVERAGE	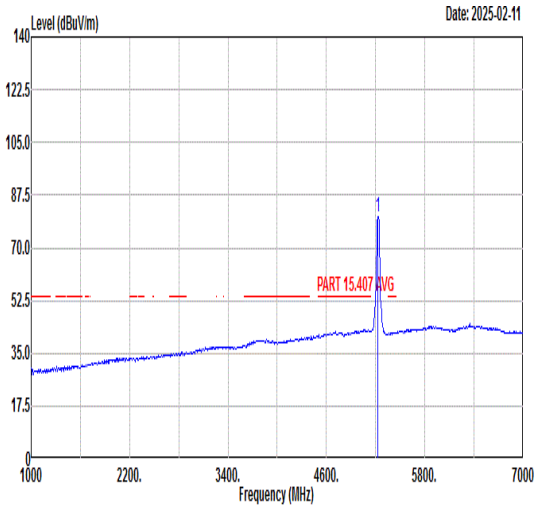 Freq Level Limit Line Margin (dB) Read Level Ant Factor Cable Loss Preamp Factor APos TPos Remark MHz dBuV/m dBuV/m dBuV dB/m dB dB cm deg 1 5230.00 80.36 ------ ------ 68.55 36.52 8.74 33.45 149 0 AVERAGE

Mode	20	
	Band Edge - R	
	U-NII-1_5.15-5.25_802.11n HT40_CH46_Full RU_5230MHz	
ANT	8	
Pol.	Vertical	Fundamental
Peak	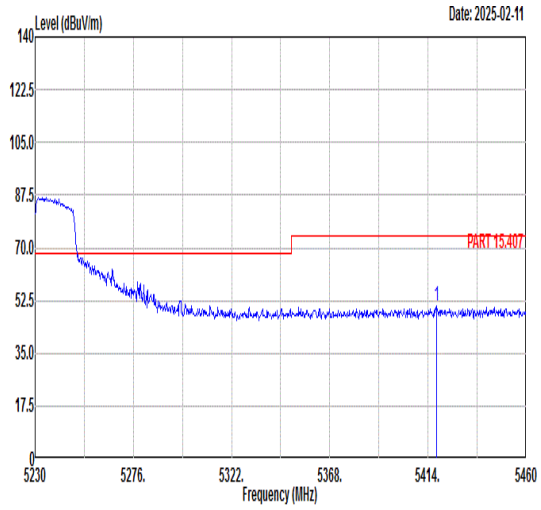 Freq Level Limit Line Margin (dB) Read Level Ant Factor Cable Loss Preamp Factor APos TPos Remark MHz dBuV/m dBuV/m dBuV dB/m dB dB cm deg 1 5417.91 50.52 74.00 -23.48 37.90 36.37 9.67 33.42 149 0 PEAK	Blank
Avg	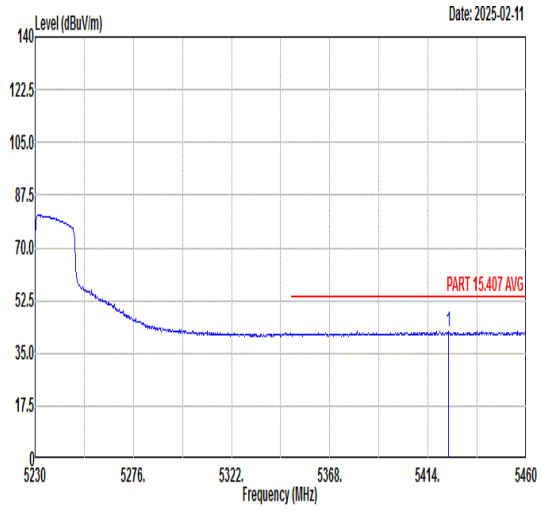 Freq Level Limit Line Margin (dB) Read Level Ant Factor Cable Loss Preamp Factor APos TPos Remark MHz dBuV/m dBuV/m dBuV dB/m dB dB cm deg 1 5423.43 42.14 54.00 -11.86 29.53 36.36 9.67 33.42 149 0 AVERAGE	Blank

Mode	21	
	Band Edge - L	
	U-NII-2A_5.25-5.35_802.11n HT40_CH54_Full RU_5270MHz	
ANT	8	
Pol.	Horizontal	Fundamental
Peak	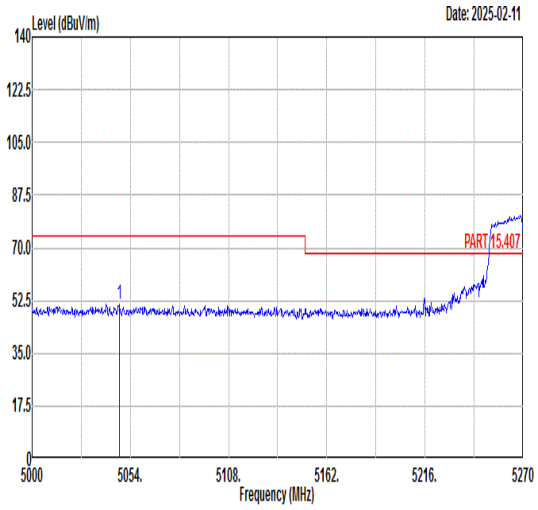 Freq Level Limit Line Margin (dB) Read Level Ant Factor Cable Loss Preamp Factor APos TPos Remark 1 5048.06 51.37 74.00 -22.63 39.85 36.66 8.35 33.49 100 45 PEAK	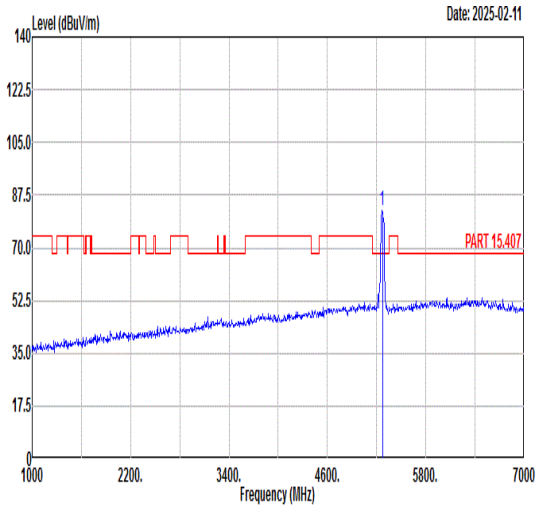 Freq Level Limit Line Margin (dB) Read Level Ant Factor Cable Loss Preamp Factor APos TPos Remark 1 5270.00 82.38 ------ ------ 70.41 36.49 8.93 33.45 100 45 PEAK
Avg	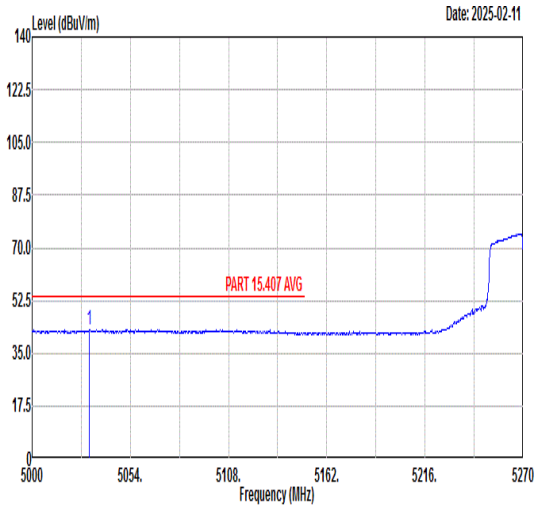 Freq Level Limit Line Margin (dB) Read Level Ant Factor Cable Loss Preamp Factor APos TPos Remark 1 5031.59 42.95 54.00 -11.05 31.45 36.67 8.32 33.49 100 45 AVERAGE	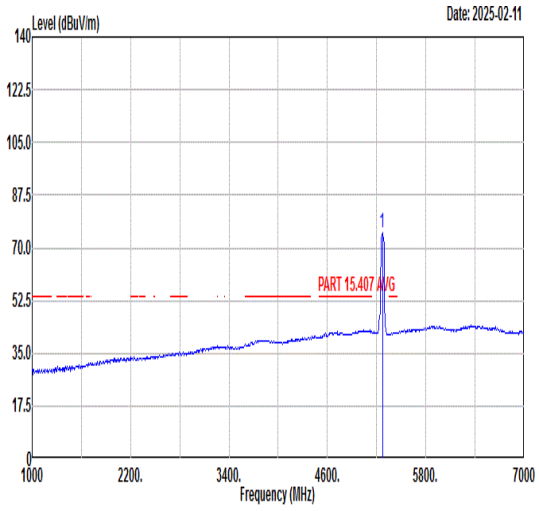 Freq Level Limit Line Margin (dB) Read Level Ant Factor Cable Loss Preamp Factor APos TPos Remark 1 5270.00 74.84 ------ ------ 62.85 36.48 8.96 33.45 100 45 AVERAGE

Mode	21	
	Band Edge - R	
	U-NII-2A_5.25-5.35_802.11n HT40_CH54_Full RU_5270MHz	
ANT	8	
Pol.	Horizontal	Fundamental
Peak	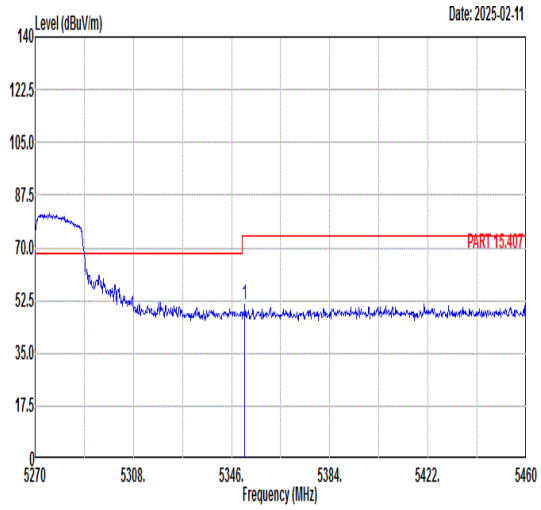 Freq Level Limit Line Margin (dB) Read Level Ant Factor Cable Loss Preamp Factor APos TPos Remark MHz dBuV/m dBuV/m dBuV dB/m dB dB cm deg 1 5351.13 51.19 74.00 -22.81 38.83 36.42 9.37 33.43 100 45 PEAK	Blank
Avg	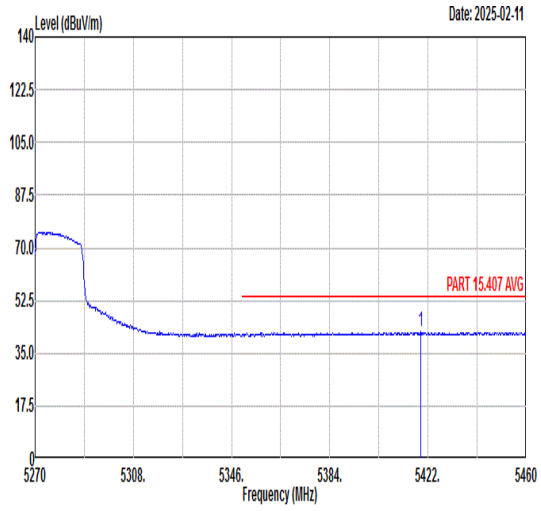 Freq Level Limit Line Margin (dB) Read Level Ant Factor Cable Loss Preamp Factor APos TPos Remark MHz dBuV/m dBuV/m dBuV dB/m dB dB cm deg 1 5419.15 42.03 54.00 -11.97 29.42 36.36 9.67 33.42 100 45 AVERAGE	Blank

Mode	21	
	Band Edge - L	
	U-NII-2A_5.25-5.35_802.11n HT40_CH54_Full RU_5270MHz	
ANT	8	
Pol.	Vertical	Fundamental
Peak	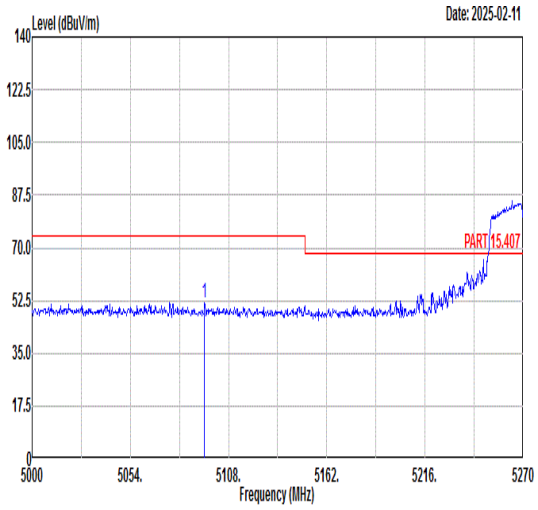 Freq Level Limit Line Margin (dB) Read Level Ant Factor Cable Loss Preamp Factor APos TPos Remark MHz dBuV/m dBuV/m dBuV dB/m dB dB cm deg 1 5094.77 51.86 74.00 -22.14 40.29 36.62 8.43 33.48 124 360 PEAK	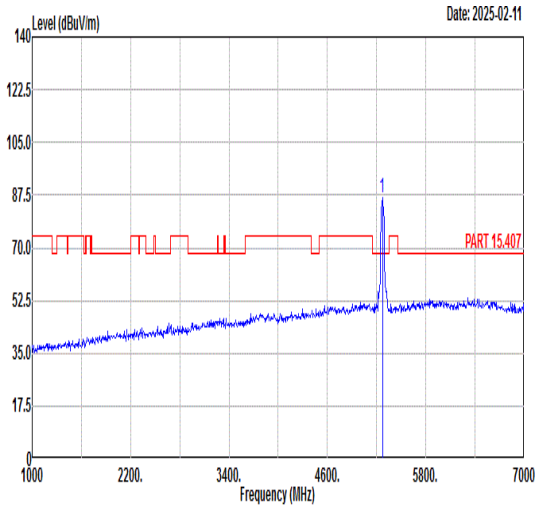 Freq Level Limit Line Margin (dB) Read Level Ant Factor Cable Loss Preamp Factor APos TPos Remark MHz dBuV/m dBuV/m dBuV dB/m dB dB cm deg 1 5270.00 86.79 ------ ------ 74.80 36.48 8.96 33.45 124 360 PEAK
Avg	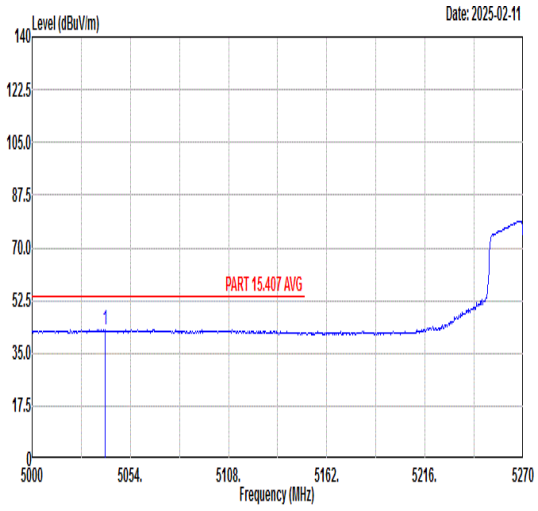 Freq Level Limit Line Margin (dB) Read Level Ant Factor Cable Loss Preamp Factor APos TPos Remark MHz dBuV/m dBuV/m dBuV dB/m dB dB cm deg 1 5040.23 43.05 54.00 -10.95 31.54 36.67 8.33 33.49 124 360 AVERAGE	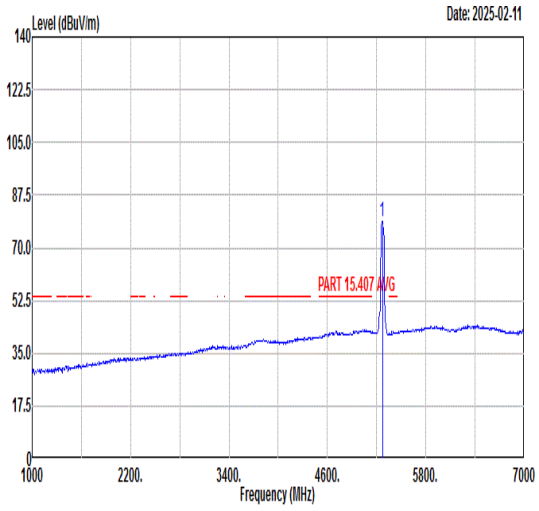 Freq Level Limit Line Margin (dB) Read Level Ant Factor Cable Loss Preamp Factor APos TPos Remark MHz dBuV/m dBuV/m dBuV dB/m dB dB cm deg 1 5270.00 78.52 ------ ------ 66.55 36.49 8.93 33.45 124 360 AVERAGE

Mode	21	
	Band Edge - R	
	U-NII-2A_5.25-5.35_802.11n HT40_CH54_Full RU_5270MHz	
ANT	8	
Pol.	Vertical	Fundamental
Peak	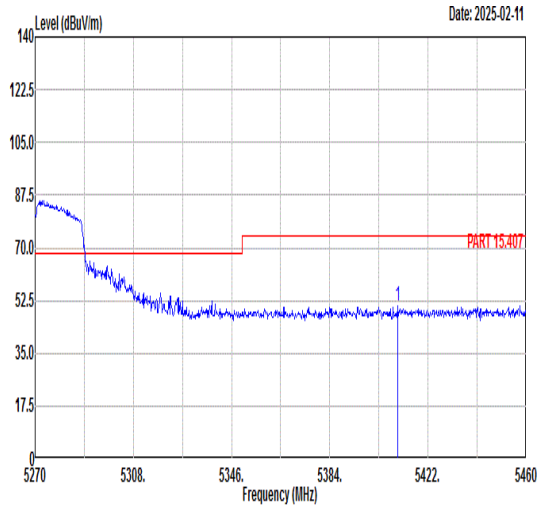 Freq Level Limit Line Margin (dB) Read Level Ant Factor Cable Loss Preamp Factor APos TPos Remark MHz dBuV/m dBuV/m dBuV dB/m dB dB cm deg 1 5410.41 50.76 74.00 -23.24 38.15 36.37 9.66 33.42 124 360 PEAK	Blank
Avg	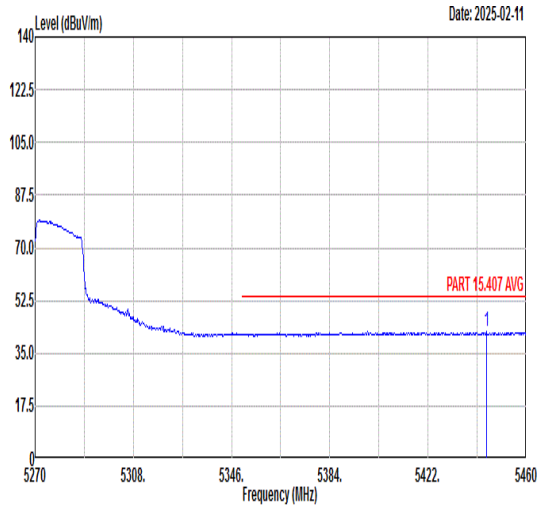 Freq Level Limit Line Margin (dB) Read Level Ant Factor Cable Loss Preamp Factor APos TPos Remark MHz dBuV/m dBuV/m dBuV dB/m dB dB cm deg 1 5444.80 42.03 54.00 -11.97 29.42 36.34 9.68 33.41 124 360 AVERAGE	Blank

Mode	22	
	Band Edge - L	
	U-NII-2A_5.25-5.35_802.11n HT40_CH62_Full RU_5310MHz	
ANT	8	
Pol.	Horizontal	Fundamental
Peak	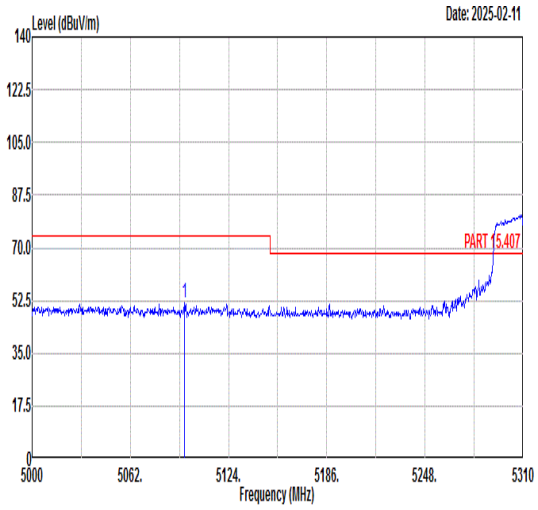 Freq Level Limit Line Margin (dB) Read Level Ant Factor Cable Loss Preamp Factor APos TPos Remark MHz dBuV/m dBuV/m dBuV dB/m dB dB cm deg 1 5096.10 51.57 74.00 -22.43 39.99 36.62 8.44 33.48 310 360 PEAK	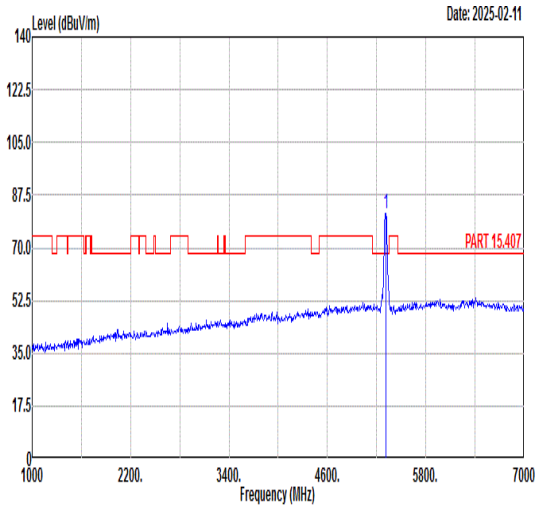 Freq Level Limit Line Margin (dB) Read Level Ant Factor Cable Loss Preamp Factor APos TPos Remark MHz dBuV/m dBuV/m dBuV dB/m dB dB cm deg 1 5310.00 81.20 ------ ------ 69.04 36.45 9.15 33.44 310 360 PEAK
Avg	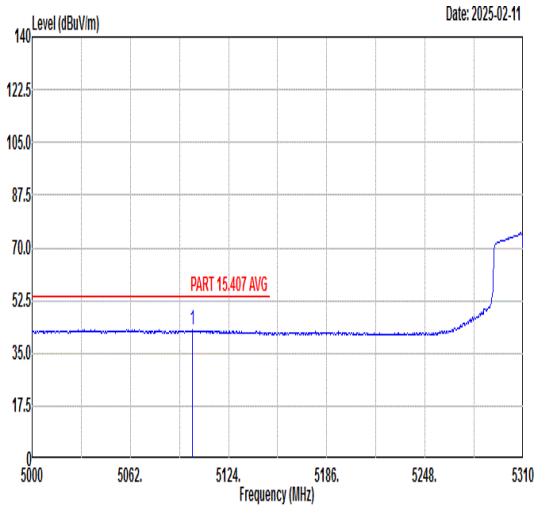 Freq Level Limit Line Margin (dB) Read Level Ant Factor Cable Loss Preamp Factor APos TPos Remark MHz dBuV/m dBuV/m dBuV dB/m dB dB cm deg 1 5101.06 42.77 54.00 -11.23 31.18 36.62 8.45 33.48 310 360 AVERAGE	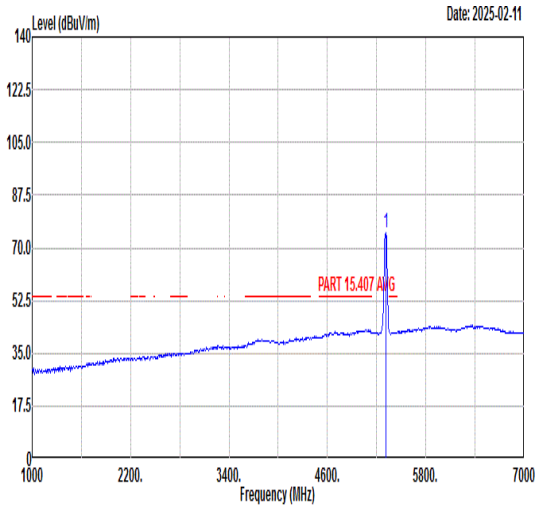 Freq Level Limit Line Margin (dB) Read Level Ant Factor Cable Loss Preamp Factor APos TPos Remark MHz dBuV/m dBuV/m dBuV dB/m dB dB cm deg 1 5310.00 74.81 ------ ------ 62.62 36.45 9.18 33.44 310 360 AVERAGE

Mode	22	
	Band Edge - R	
	U-NII-2A_5.25-5.35_802.11n HT40_CH62_Full RU_5310MHz	
ANT	8	
Pol.	Horizontal	Fundamental
Peak	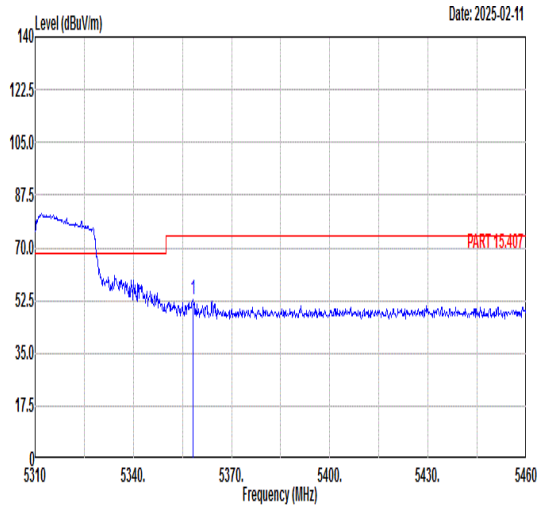 Freq Level Limit Line Margin (dB) Read Level Ant Factor Cable Loss Preamp Factor APos TPos Remark MHz dBuV/m dBuV/m dBuV dB/m dB dB cm deg 1 5358.15 52.67 74.00 -21.33 40.28 36.41 9.41 33.43 310 360 PEAK	Blank
Avg	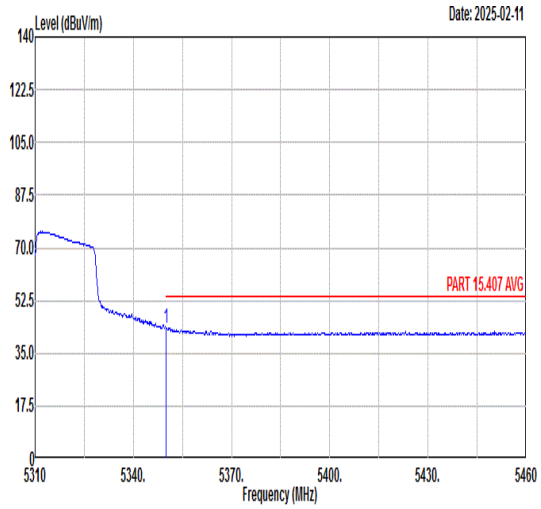 Freq Level Limit Line Margin (dB) Read Level Ant Factor Cable Loss Preamp Factor APos TPos Remark MHz dBuV/m dBuV/m dBuV dB/m dB dB cm deg 1 5350.05 43.29 54.00 -10.71 30.93 36.42 9.37 33.43 310 360 AVERAGE	Blank

Mode	22	
	Band Edge - L	
	U-NII-2A_5.25-5.35_802.11n HT40_CH62_Full RU_5310MHz	
ANT	8	
Pol.	Vertical	Fundamental
Peak	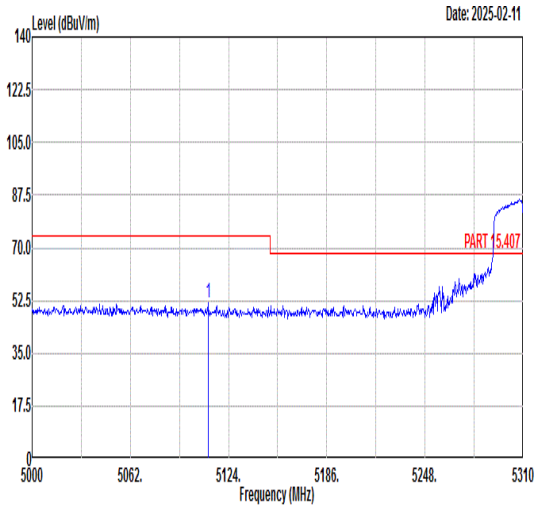 Freq Level Limit Line Margin (dB) Read Level Ant Factor Cable Loss Preamp Factor APos TPos Remark MHz dBuV/m dBuV/m dBuV dB/m dB dB cm deg 1 5110.98 51.56 74.00 -22.44 39.97 36.61 8.46 33.48 218 20 PEAK	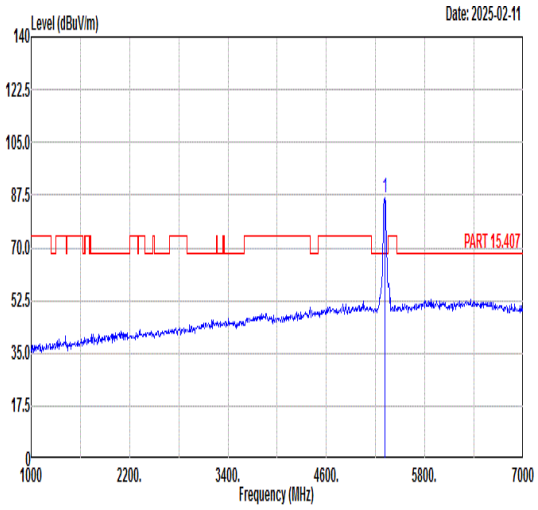 Freq Level Limit Line Margin (dB) Read Level Ant Factor Cable Loss Preamp Factor APos TPos Remark MHz dBuV/m dBuV/m dBuV dB/m dB dB cm deg 1 5310.00 86.49 ------ ------ 74.30 36.45 9.18 33.44 218 20 PEAK
Avg	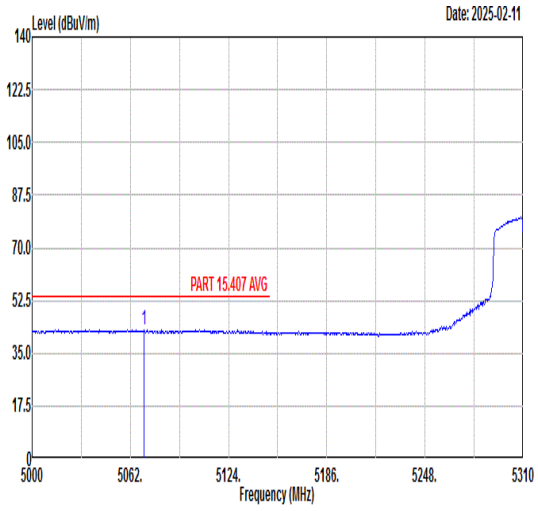 Freq Level Limit Line Margin (dB) Read Level Ant Factor Cable Loss Preamp Factor APos TPos Remark MHz dBuV/m dBuV/m dBuV dB/m dB dB cm deg 1 5070.68 42.86 54.00 -11.14 31.32 36.64 8.39 33.49 218 20 AVERAGE	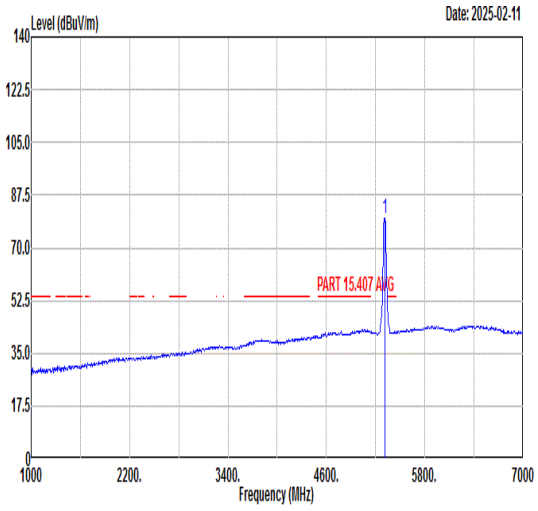 Freq Level Limit Line Margin (dB) Read Level Ant Factor Cable Loss Preamp Factor APos TPos Remark MHz dBuV/m dBuV/m dBuV dB/m dB dB cm deg 1 5310.00 79.89 ------ ------ 67.73 36.45 9.15 33.44 218 20 AVERAGE

Mode	22	
	Band Edge - R	
	U-NII-2A_5.25-5.35_802.11n HT40_CH62_Full RU_5310MHz	
ANT	8	
Pol.	Vertical	Fundamental
Peak	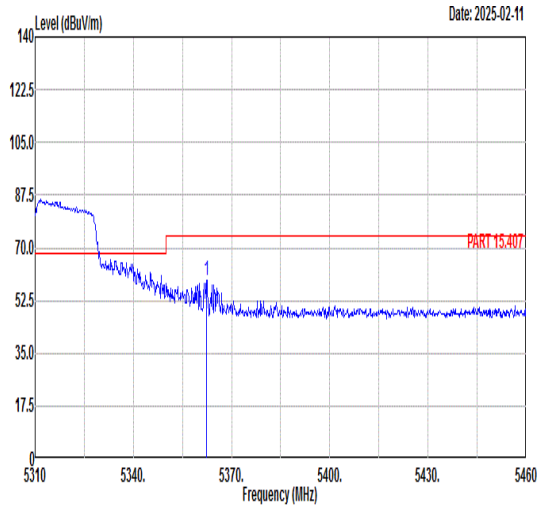 Freq Level Limit Line Margin (dB) Read Level Ant Factor Cable Loss Preamp Factor APos TPos Remark MHz dBuV/m dBuV/m dBuV dB/m dB dB cm deg 1 5362.35 59.11 74.00 -14.89 46.70 36.41 9.43 33.43 218 20 PEAK	Blank
Avg	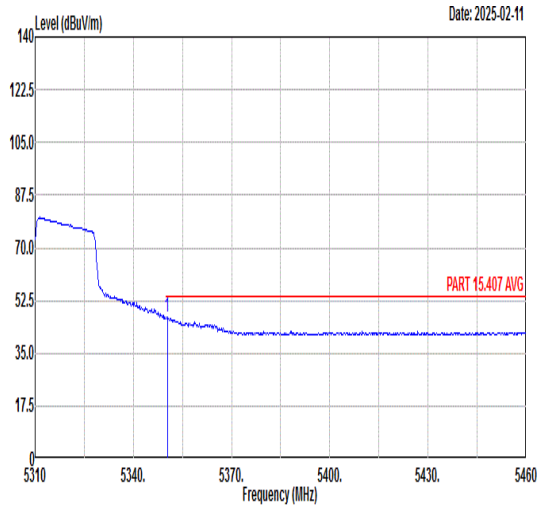 Freq Level Limit Line Margin (dB) Read Level Ant Factor Cable Loss Preamp Factor APos TPos Remark MHz dBuV/m dBuV/m dBuV dB/m dB dB cm deg 1 5350.35 47.04 54.00 -6.96 34.68 36.42 9.37 33.43 218 20 AVERAGE	Blank

Mode	23
	Band Edge - L
	U-NII-2C_5.47-5.725_802.11n HT40_CH102_Full RU_5510MHz
ANT	8

Pol.	Horizontal	Fundamental
Peak	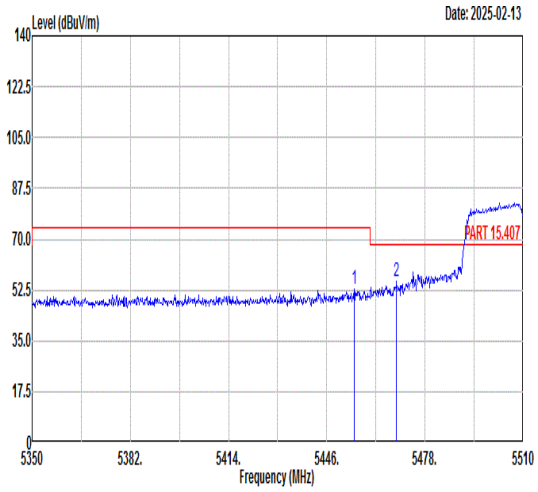 Freq Level Limit Line Margin (dB) Read Level Ant Factor Cable Loss Preamp Factor APos TPos Remark MHz dBuV/m dBuV/m dBuV dB/m dB dB cm deg 1 5454.96 53.04 74.00 -20.96 40.43 36.34 9.68 33.41 200 349 PEAK 2 5468.72 55.30 68.30 -13.00 42.69 36.33 9.69 33.41 200 349 PEAK	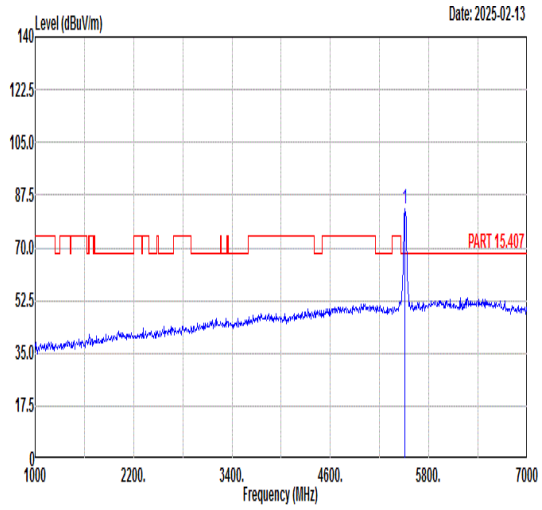 Freq Level Limit Line Margin (dB) Read Level Ant Factor Cable Loss Preamp Factor APos TPos Remark MHz dBuV/m dBuV/m dBuV dB/m dB dB cm deg 1 5510.00 83.07 ------ ------ 70.45 36.31 9.71 33.40 200 349 PEAK
Avg	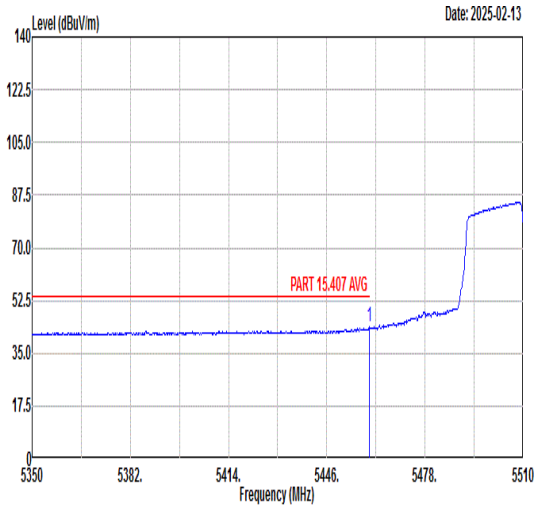 Freq Level Limit Line Margin (dB) Read Level Ant Factor Cable Loss Preamp Factor APos TPos Remark MHz dBuV/m dBuV/m dBuV dB/m dB dB cm deg 1 5459.76 43.64 54.00 -10.36 31.03 36.33 9.69 33.41 200 349 AVERAGE	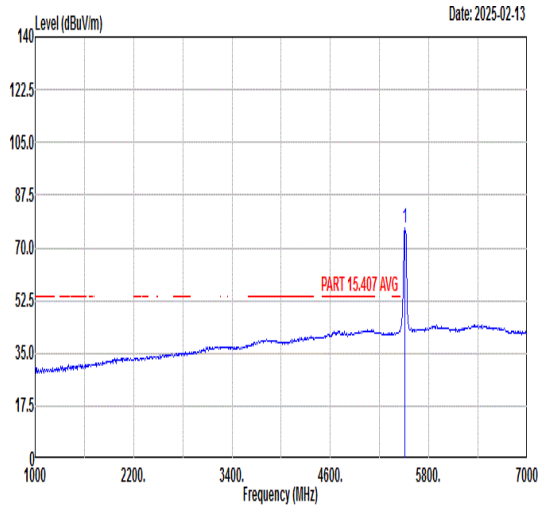 Freq Level Limit Line Margin (dB) Read Level Ant Factor Cable Loss Preamp Factor APos TPos Remark MHz dBuV/m dBuV/m dBuV dB/m dB dB cm deg 1 5510.00 76.56 ------ ------ 63.94 36.31 9.71 33.40 200 349 AVERAGE

Mode	23	
	Band Edge - R	
	U-NII-2C_5.47-5.725_802.11n HT40_CH102_Full RU_5510MHz	
ANT	8	
Pol.	Horizontal	Fundamental
Peak	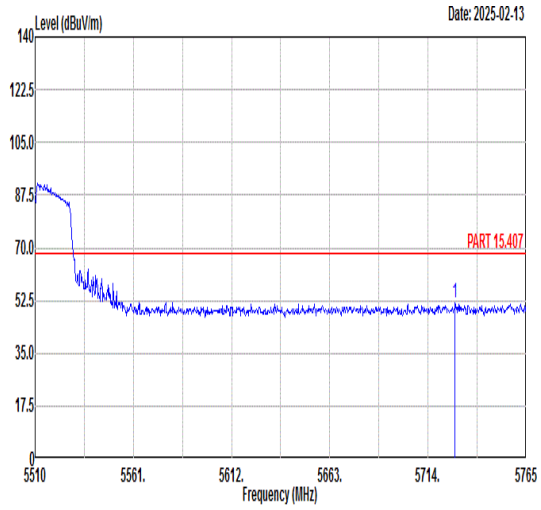 Freq Level Limit Line Margin (dB) Read Level Ant Factor Cable Loss Preamp Factor APos TPos Remark MHz dBuV/m dBuV/m dBuV dB/m dB dB cm deg 1 5728.03 51.65 68.30 -16.65 38.55 36.53 10.02 33.45 200 349 PEAK	Blank

Mode	23	
	Band Edge - L	
	U-NII-2C_5.47-5.725_802.11n HT40_CH102_Full RU_5510MHz	
ANT	8	
Pol.	Vertical	Fundamental
Peak	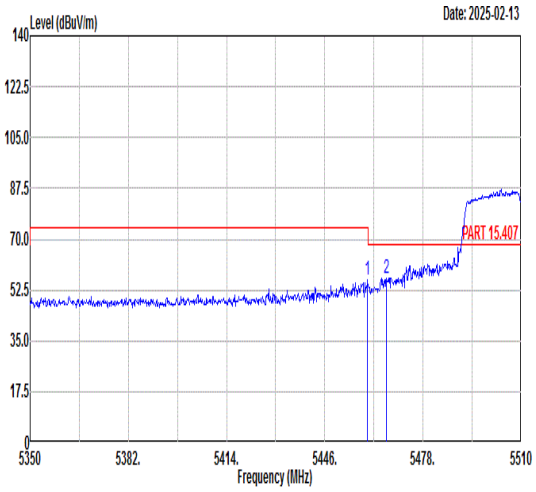 Freq Level Limit Line Margin (dB) Read Level Ant Factor Cable Loss Preamp Factor APos TPos Remark 1 5459.92 55.83 74.00 -18.17 43.22 36.33 9.69 33.41 154 360 PEAK 2 5466.00 56.76 68.30 -11.54 44.15 36.33 9.69 33.41 154 360 PEAK	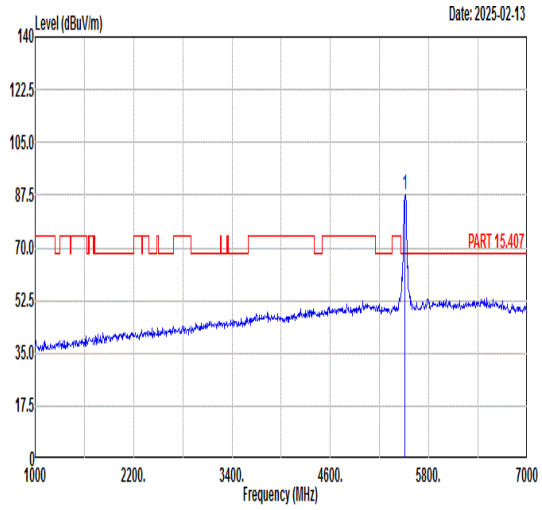 Freq Level Limit Line Margin (dB) Read Level Ant Factor Cable Loss Preamp Factor APos TPos Remark 1 5510.00 87.57 ------ ------ 74.93 36.32 9.72 33.40 154 360 PEAK
Avg	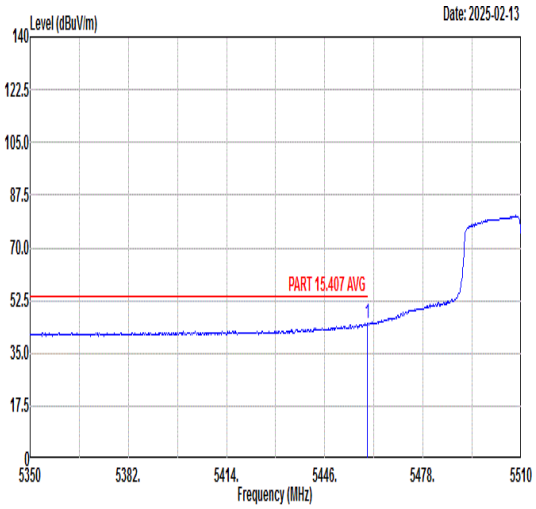 Freq Level Limit Line Margin (dB) Read Level Ant Factor Cable Loss Preamp Factor APos TPos Remark 1 5459.92 44.87 54.00 -9.13 32.26 36.33 9.69 33.41 154 360 AVERAGE	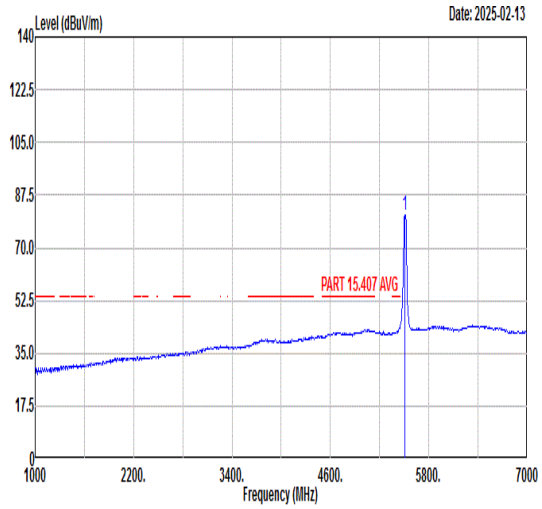 Freq Level Limit Line Margin (dB) Read Level Ant Factor Cable Loss Preamp Factor APos TPos Remark 1 5510.00 81.08 ------ ------ 68.46 36.31 9.71 33.40 154 360 AVERAGE

Mode	23	
	Band Edge - R	
	U-NII-2C_5.47-5.725_802.11n HT40_CH102_Full RU_5510MHz	
ANT	8	
Pol.	Vertical	Fundamental
Peak	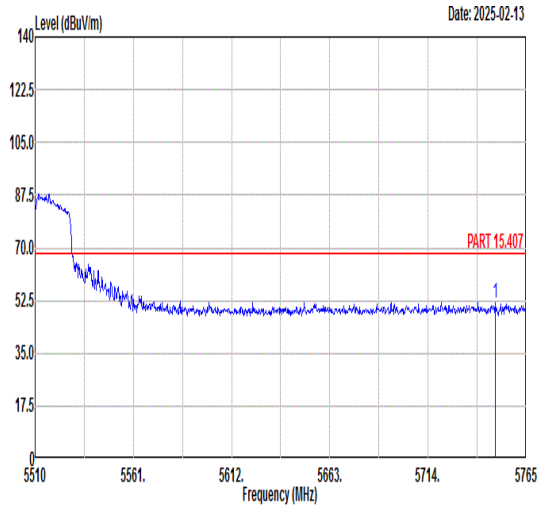 Freq Level Limit Line Margin (dB) Read Level Ant Factor Cable Loss Preamp Factor APos TPos Remark MHz dBuV/m dBuV/m dBuV dB/m dB dB cm deg 1 5748.94 51.90 68.30 -16.40 38.73 36.55 10.07 33.45 154 360 PEAK	Blank

Mode	24	
	Band Edge - L	
	U-NII-2C_5.47-5.725_802.11n HT40_CH134_Full RU_5670MHz	
ANT	8	
Pol.	Horizontal	Fundamental
Peak	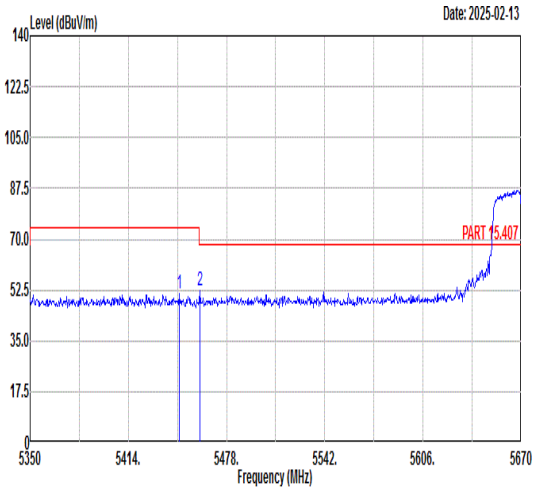 Freq Level Limit Line Margin (dB) Read Level Ant Factor Cable Loss Preamp Factor APos TPos Remark MHz dBuV/m dBuV/m dBuV dB/m dB dB cm deg 1 5447.28 51.15 74.00 -22.85 38.54 36.34 9.68 33.41 321 334 PEAK 2 5460.40 52.46 68.30 -15.84 39.85 36.33 9.69 33.41 321 334 PEAK	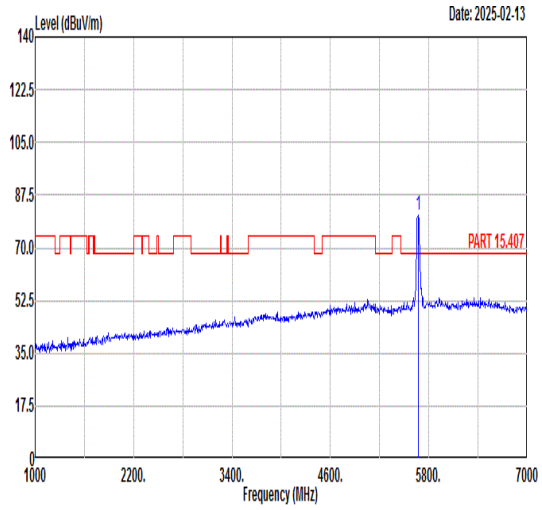 Freq Level Limit Line Margin (dB) Read Level Ant Factor Cable Loss Preamp Factor APos TPos Remark MHz dBuV/m dBuV/m dBuV dB/m dB dB cm deg 1 5670.00 80.71 ------ ------ 67.77 36.47 9.90 33.43 321 334 PEAK
Avg	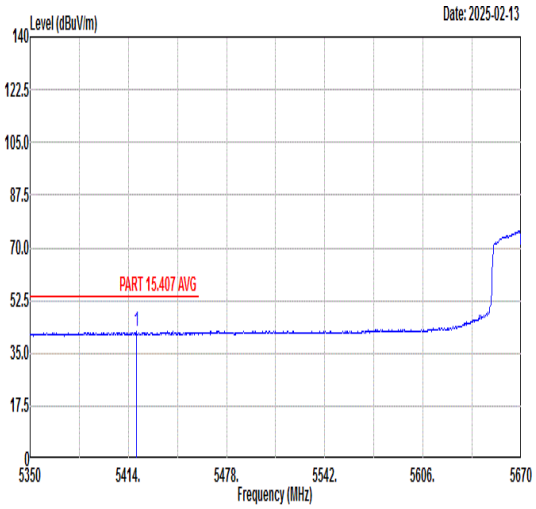 Freq Level Limit Line Margin (dB) Read Level Ant Factor Cable Loss Preamp Factor APos TPos Remark MHz dBuV/m dBuV/m dBuV dB/m dB dB cm deg 1 5419.12 42.24 54.00 -11.76 29.63 36.36 9.67 33.42 321 334 AVERAGE	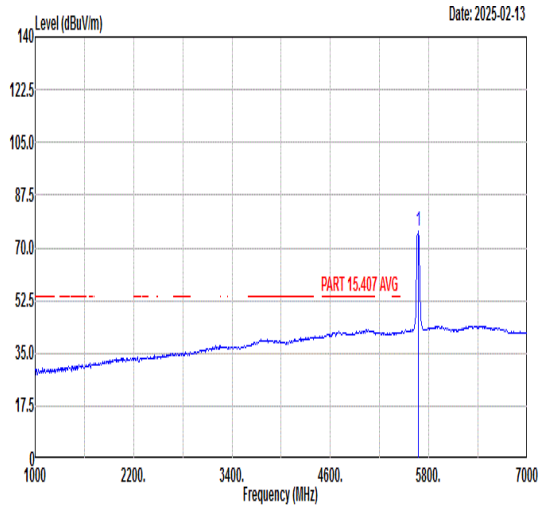 Freq Level Limit Line Margin (dB) Read Level Ant Factor Cable Loss Preamp Factor APos TPos Remark MHz dBuV/m dBuV/m dBuV dB/m dB dB cm deg 1 5670.00 75.60 ------ ------ 62.65 36.47 9.91 33.43 321 334 AVERAGE

Mode	24	
	Band Edge - R	
	U-NII-2C_5.47-5.725_802.11n HT40_CH134_Full RU_5670MHz	
ANT	8	
Pol.	Horizontal	Fundamental
Peak	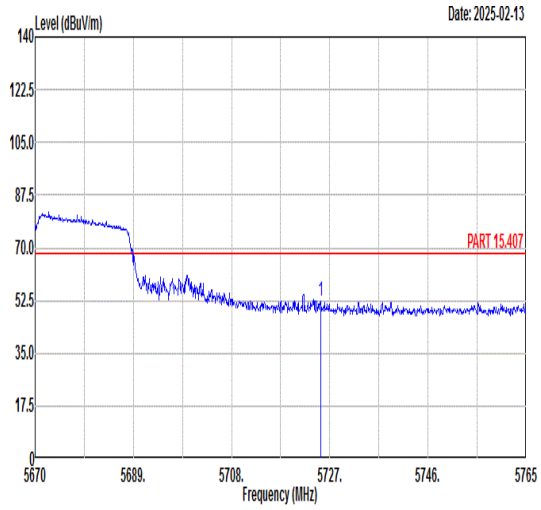 Freq Level Limit Line Margin (dB) Read Level Ant Factor Cable Loss Preamp Factor APos TPos Remark MHz dBuV/m dBuV/m dBuV dB/m dB dB cm deg 1 5725.20 52.20 68.30 -16.10 39.10 36.53 10.02 33.45 321 334 PEAK	Blank

Mode	24	
	Band Edge - L	
	U-NII-2C_5.47-5.725_802.11n HT40_CH134_Full RU_5670MHz	
ANT	8	
Pol.	Vertical	Fundamental
Peak	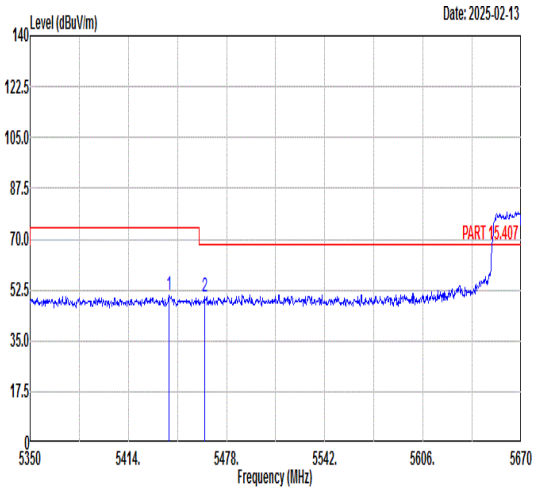 Freq Level Limit Line Margin (dB) Read Level Ant Factor Cable Loss Preamp Factor APos TPos Remark MHz dBuV/m dBuV/m dBuV dB/m dB dB cm deg 1 5440.24 50.74 74.00 -23.26 38.12 36.35 9.68 33.41 342 0 PEAK 2 5463.92 50.02 68.30 -18.28 37.41 36.33 9.69 33.41 342 0 PEAK	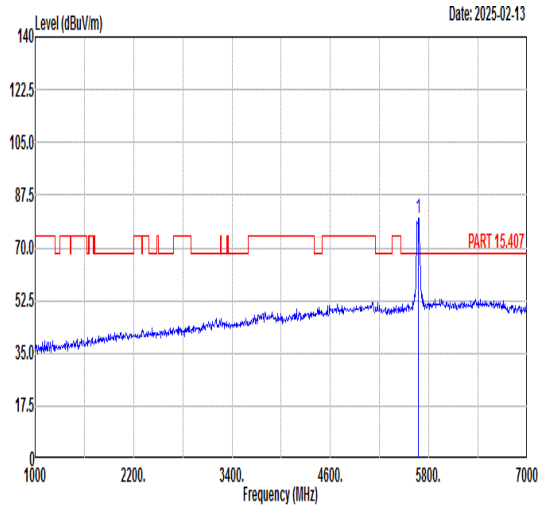 Freq Level Limit Line Margin (dB) Read Level Ant Factor Cable Loss Preamp Factor APos TPos Remark MHz dBuV/m dBuV/m dBuV dB/m dB dB cm deg 1 5670.00 79.98 ------ ------ 67.03 36.47 9.91 33.43 342 0 PEAK
Avg	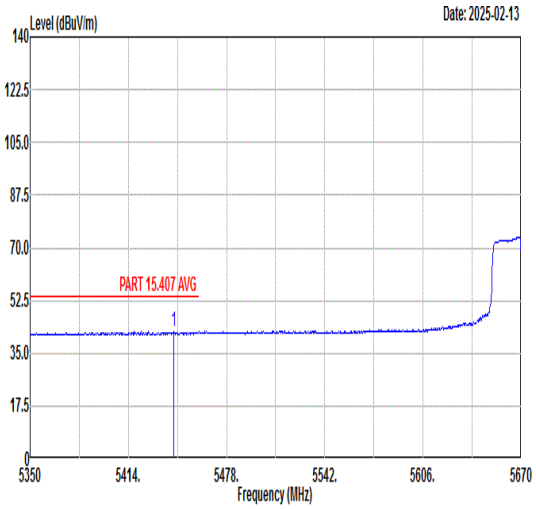 Freq Level Limit Line Margin (dB) Read Level Ant Factor Cable Loss Preamp Factor APos TPos Remark MHz dBuV/m dBuV/m dBuV dB/m dB dB cm deg 1 5443.76 42.15 54.00 -11.85 29.54 36.34 9.68 33.41 342 0 AVERAGE	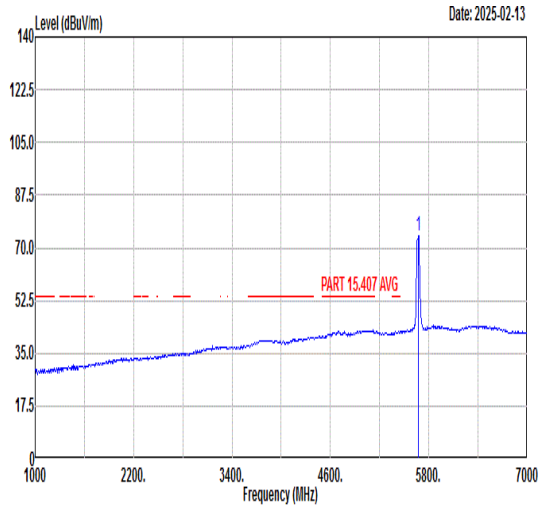 Freq Level Limit Line Margin (dB) Read Level Ant Factor Cable Loss Preamp Factor APos TPos Remark MHz dBuV/m dBuV/m dBuV dB/m dB dB cm deg 1 5670.00 74.03 ------ ------ 61.07 36.48 9.92 33.44 342 0 AVERAGE

Mode	24	
	Band Edge - R	
	U-NII-2C_5.47-5.725_802.11n HT40_CH134_Full RU_5670MHz	
ANT	8	
Pol.	Vertical	Fundamental
Peak	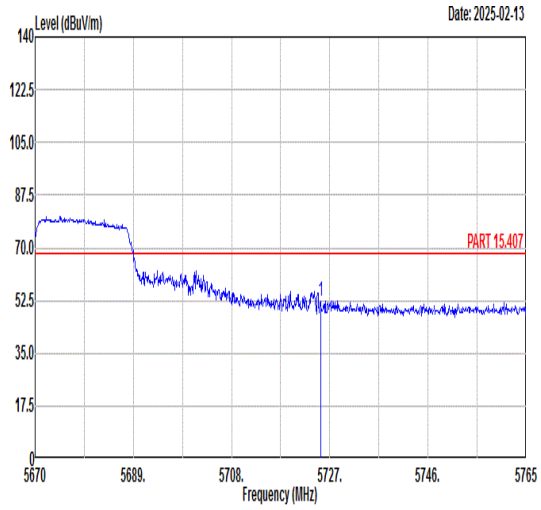 Freq Level Limit Line Margin (dB) Read Level Ant Factor Cable Loss Preamp Factor APos TPos Remark MHz dBuV/m dBuV/m dBuV dB/m dB dB cm deg 1 5725.20 52.35 68.30 -15.95 39.25 36.53 10.02 33.45 342 0 PEAK	Blank

Mode	25	
	Band Edge - L	
	U-NII-1_5.15-5.25_802.11ac VHT80_CH42_Full RU_5210MHz	
ANT	8	
Pol.	Horizontal	Fundamental
Peak	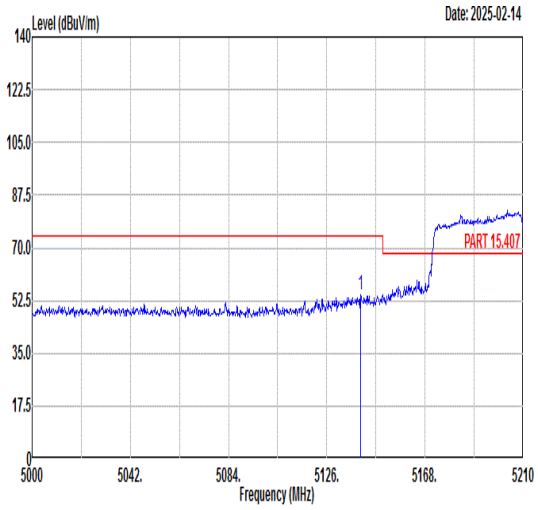 Freq Level Limit Line Margin (dB) Read Level Ant Factor Cable Loss Preamp Factor APos TPos Remark 1 5140.49 54.32 74.00 -19.68 42.68 36.59 8.52 33.47 100 300 PEAK	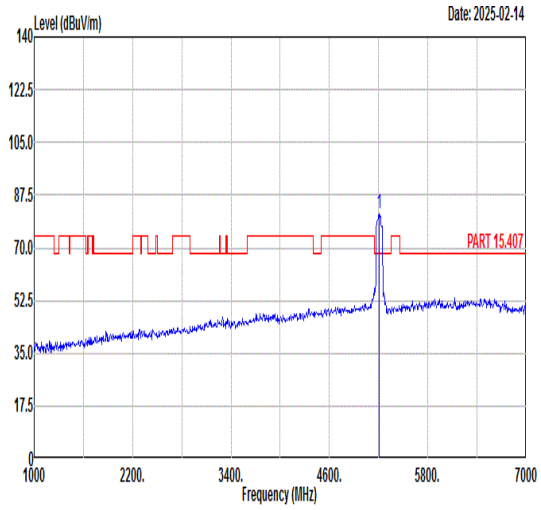 Freq Level Limit Line Margin (dB) Read Level Ant Factor Cable Loss Preamp Factor APos TPos Remark 1 5210.00 81.50 ------ ------ 69.78 36.54 8.64 33.46 100 300 PEAK
Avg	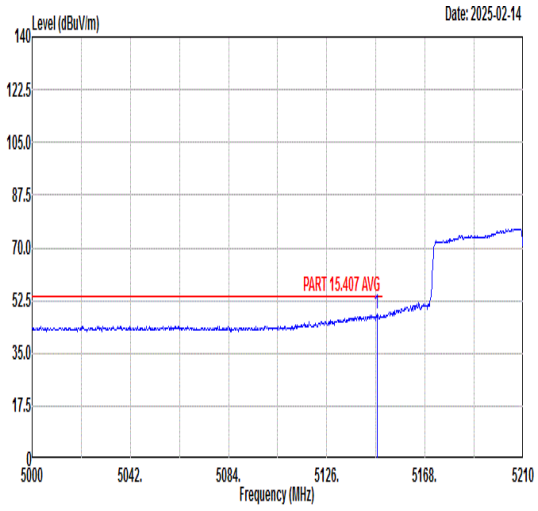 Freq Level Limit Line Margin (dB) Read Level Ant Factor Cable Loss Preamp Factor APos TPos Remark 1 5147.42 48.14 54.00 -5.86 36.50 36.58 8.53 33.47 100 300 AVERAGE	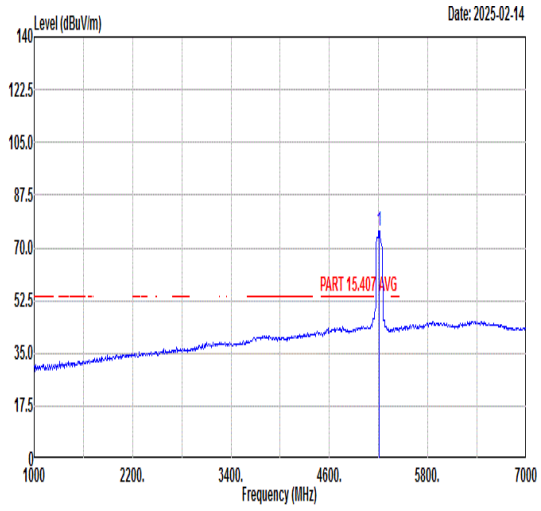 Freq Level Limit Line Margin (dB) Read Level Ant Factor Cable Loss Preamp Factor APos TPos Remark 1 5210.00 75.78 ------ ------ 64.06 36.54 8.64 33.46 100 300 AVERAGE

Mode	25	
	Band Edge - R	
	U-NII-1_5.15-5.25_802.11ac VHT80_CH42_Full RU_5210MHz	
ANT	8	
Pol.	Horizontal	Fundamental
Peak	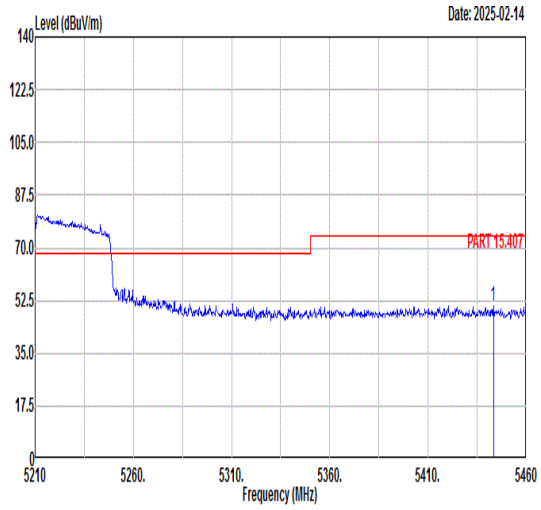 Freq Level Limit Line Margin (dB) Read Level Ant Factor Cable Loss Preamp Factor APos TPos Remark MHz dBuV/m dBuV/m dBuV dB/m dB dB cm deg 1 5443.25 50.86 74.00 -23.14 38.24 36.35 9.68 33.41 100 300 PEAK	Blank
Avg	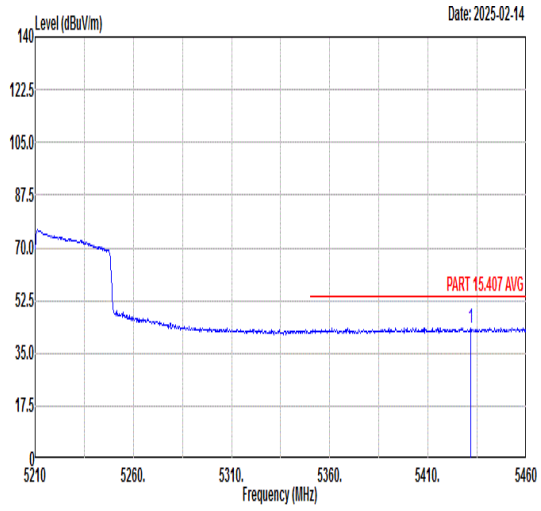 Freq Level Limit Line Margin (dB) Read Level Ant Factor Cable Loss Preamp Factor APos TPos Remark MHz dBuV/m dBuV/m dBuV dB/m dB dB cm deg 1 5431.75 43.47 54.00 -10.53 30.86 36.35 9.67 33.41 100 300 AVERAGE	Blank

Mode	25	
	Band Edge - L	
	U-NII-1_5.15-5.25_802.11ac VHT80_CH42_Full RU_5210MHz	
ANT	8	
Pol.	Vertical	Fundamental
Peak	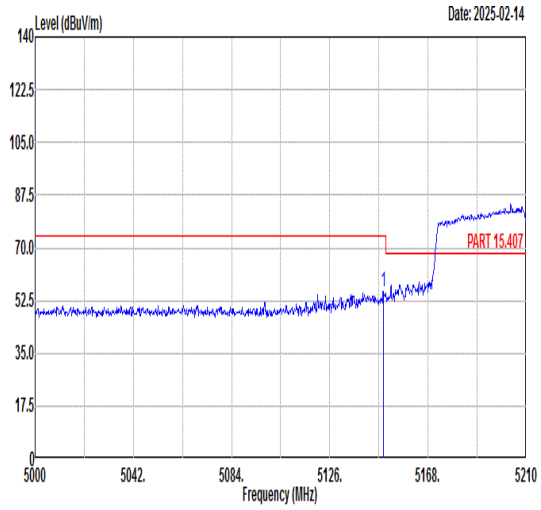 Freq Level Limit Line Margin (dB) Read Level Ant Factor Cable Loss Preamp Factor APos TPos Remark 1 5148.89 55.34 74.00 -18.66 43.70 36.58 8.53 33.47 135 360 PEAK	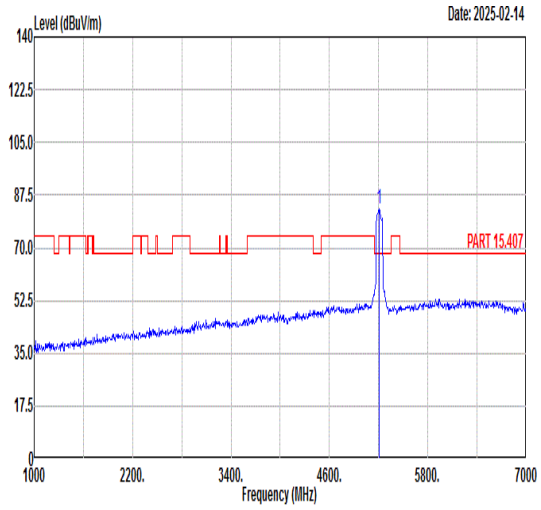 Freq Level Limit Line Margin (dB) Read Level Ant Factor Cable Loss Preamp Factor APos TPos Remark 1 5210.00 82.73 ------ ------ 71.01 36.54 8.64 33.46 135 360 PEAK
Avg	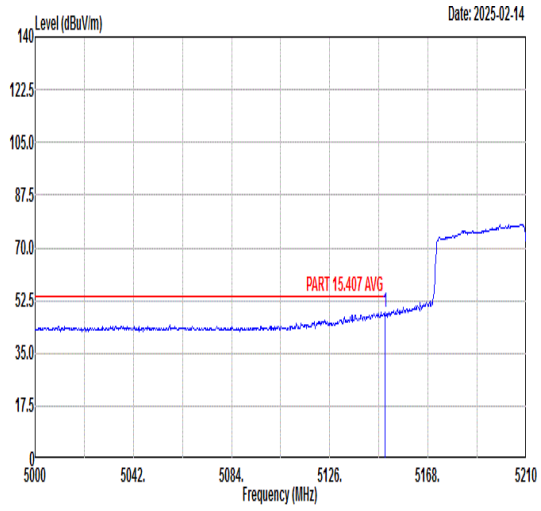 Freq Level Limit Line Margin (dB) Read Level Ant Factor Cable Loss Preamp Factor APos TPos Remark 1 5149.52 48.66 54.00 -5.34 37.02 36.58 8.53 33.47 135 360 AVERAGE	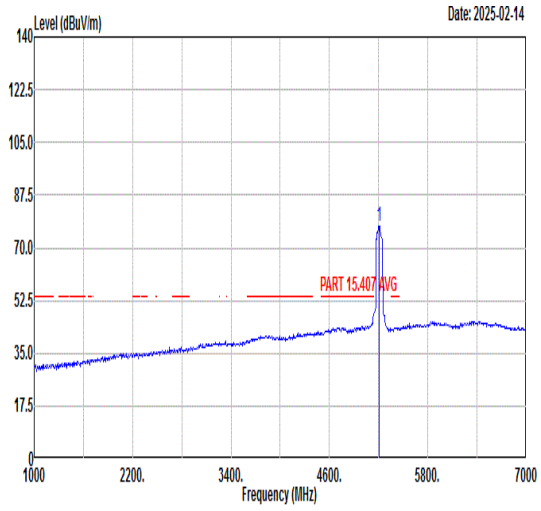 Freq Level Limit Line Margin (dB) Read Level Ant Factor Cable Loss Preamp Factor APos TPos Remark 1 5210.00 77.10 ------ ------ 65.38 36.54 8.64 33.46 135 360 AVERAGE

Mode	25	
	Band Edge - R	
	U-NII-1_5.15-5.25_802.11ac VHT80_CH42_Full RU_5210MHz	
ANT	8	
Pol.	Vertical	Fundamental
Peak	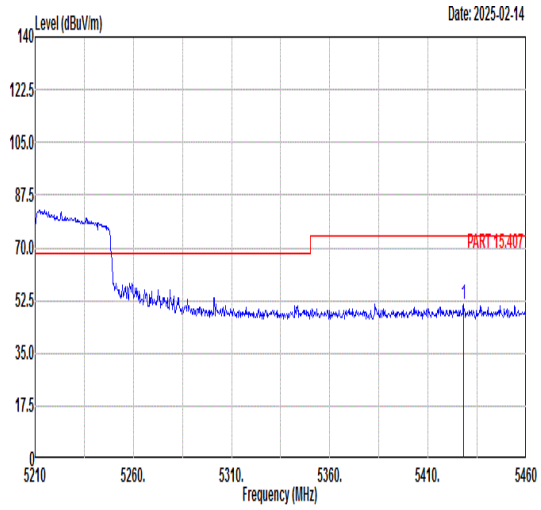 Freq Level Limit Line Margin (dB) Read Level Ant Factor Cable Loss Preamp Factor APos TPos Remark MHz dBuV/m dBuV/m dBuV dB/m dB dB cm deg 1 5428.00 51.30 74.00 -22.70 38.68 36.36 9.67 33.41 135 360 PEAK	Blank
Avg	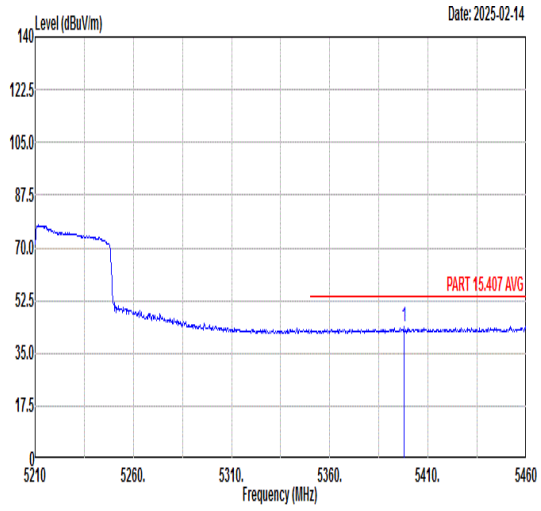 Freq Level Limit Line Margin (dB) Read Level Ant Factor Cable Loss Preamp Factor APos TPos Remark MHz dBuV/m dBuV/m dBuV dB/m dB dB cm deg 1 5397.75 43.64 54.00 -10.36 31.07 36.38 9.61 33.42 135 360 AVERAGE	Blank

Mode	26	
	Band Edge - L	
	U-NII-2A_5.25-5.35_802.11ac VHT80_CH58_Full RU_5290MHz	
ANT	8	
Pol.	Horizontal	Fundamental
Peak	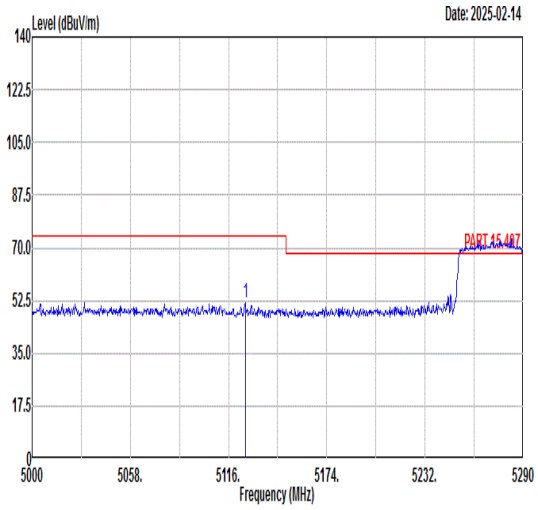 Freq Level Limit Line Margin (dB) Read Level Ant Factor Cable Loss Preamp Factor APos TPos Remark MHz dBuV/m dBuV/m dBuV dB/m dB dB cm deg 1 5125.86 51.83 74.00 -22.17 40.21 36.60 8.49 33.47 200 68 PEAK	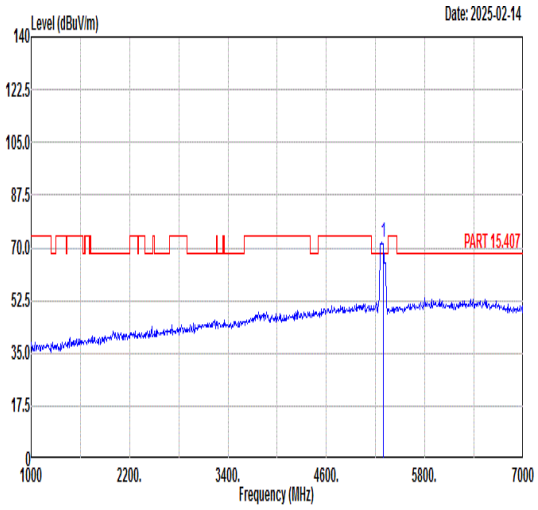 Freq Level Limit Line Margin (dB) Read Level Ant Factor Cable Loss Preamp Factor APos TPos Remark MHz dBuV/m dBuV/m dBuV dB/m dB dB cm deg 1 5290.00 71.64 ------ ------ 59.61 36.48 8.99 33.44 200 68 PEAK
Avg	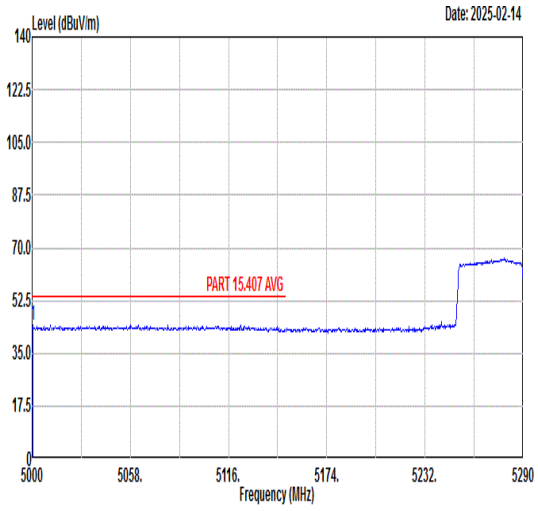 Freq Level Limit Line Margin (dB) Read Level Ant Factor Cable Loss Preamp Factor APos TPos Remark MHz dBuV/m dBuV/m dBuV dB/m dB dB cm deg 1 5000.58 44.27 54.00 -9.73 32.73 36.70 8.34 33.50 200 68 AVERAGE	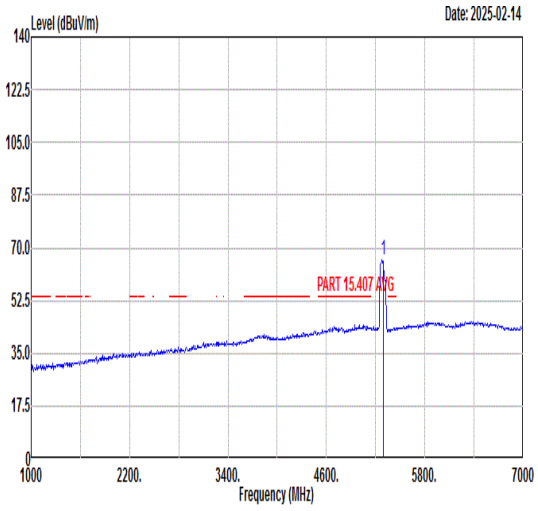 Freq Level Limit Line Margin (dB) Read Level Ant Factor Cable Loss Preamp Factor APos TPos Remark MHz dBuV/m dBuV/m dBuV dB/m dB dB cm deg 1 5290.00 66.20 ------ ------ 54.17 36.48 8.99 33.44 200 68 AVERAGE

Mode	26	
	Band Edge - R	
	U-NII-2A_5.25-5.35_802.11ac VHT80_CH58_Full RU_5290MHz	
ANT	8	
Pol.	Horizontal	Fundamental
Peak	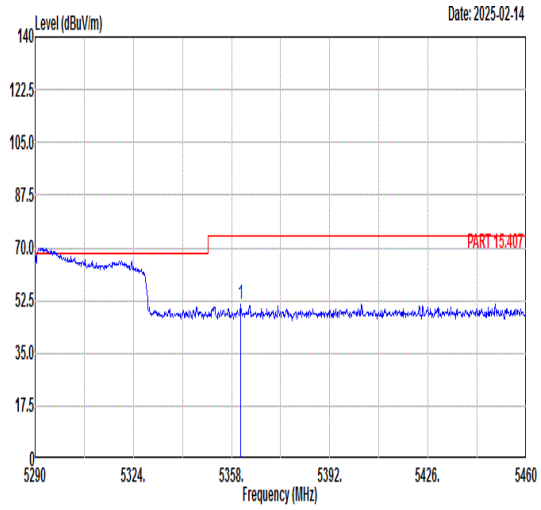 Freq Level Limit Line Margin (dB) Read Level Ant Factor Cable Loss Preamp Factor APos TPos Remark MHz dBuV/m dBuV/m dBuV dB/m dB dB cm deg 1 5361.23 51.45 74.00 -22.55 39.05 36.41 9.42 33.43 200 68 PEAK	Blank
Avg	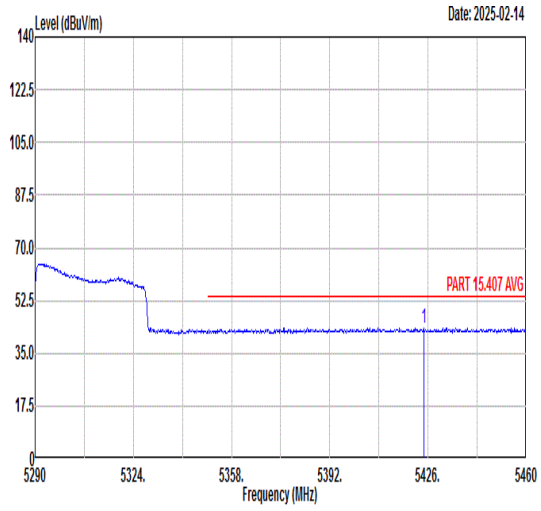 Freq Level Limit Line Margin (dB) Read Level Ant Factor Cable Loss Preamp Factor APos TPos Remark MHz dBuV/m dBuV/m dBuV dB/m dB dB cm deg 1 5424.47 43.29 54.00 -10.71 30.68 36.36 9.67 33.42 200 68 AVERAGE	Blank

Mode	26	
	Band Edge - L	
	U-NII-2A_5.25-5.35_802.11ac VHT80_CH58_Full RU_5290MHz	
ANT	8	
Pol.	Vertical	Fundamental
Peak	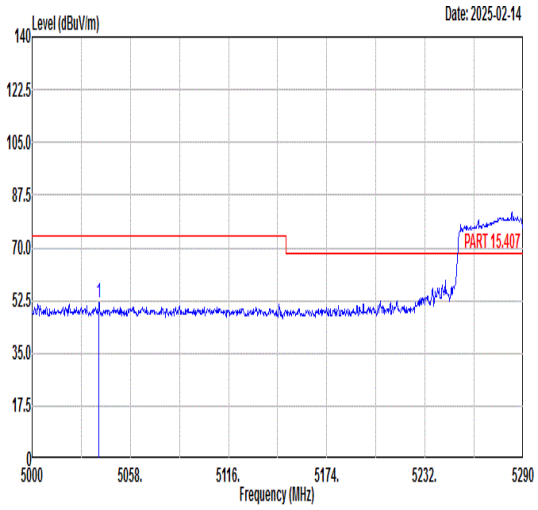 Freq Level Limit Line Margin (dB) Read Level Ant Factor Cable Loss Preamp Factor APos TPos Remark 1 5039.44 51.66 74.00 -22.34 40.15 36.67 8.33 33.49 249 360 PEAK	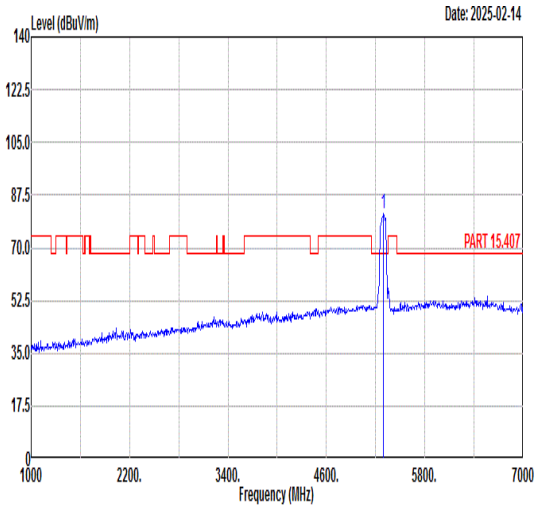 Freq Level Limit Line Margin (dB) Read Level Ant Factor Cable Loss Preamp Factor APos TPos Remark 1 5290.00 81.43 ------ ------ 69.32 36.46 9.09 33.44 249 360 PEAK
Avg	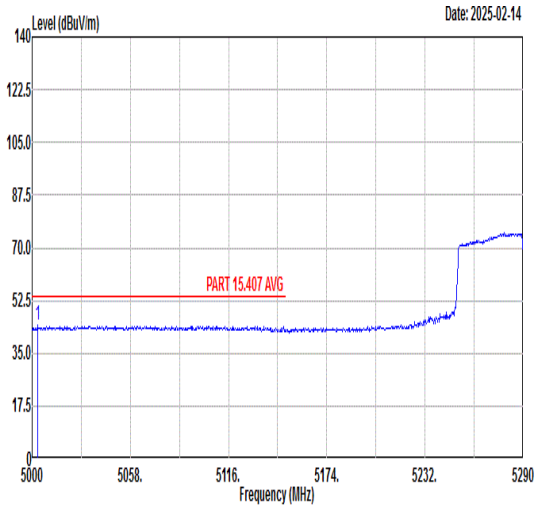 Freq Level Limit Line Margin (dB) Read Level Ant Factor Cable Loss Preamp Factor APos TPos Remark 1 5003.48 44.16 54.00 -9.84 32.63 36.70 8.33 33.50 249 360 AVERAGE	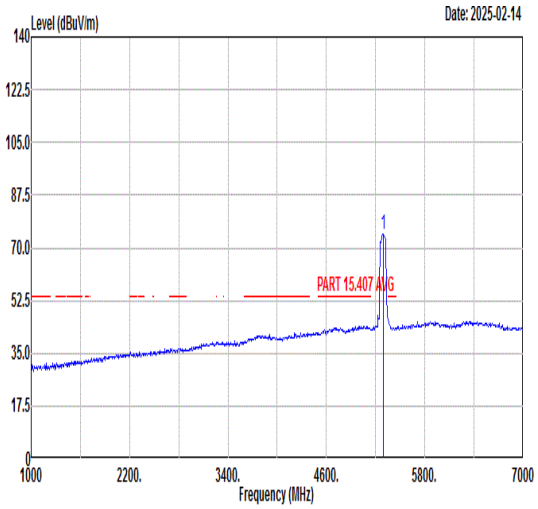 Freq Level Limit Line Margin (dB) Read Level Ant Factor Cable Loss Preamp Factor APos TPos Remark 1 5290.00 74.41 ------ ------ 62.33 36.47 9.05 33.44 249 360 AVERAGE

Mode	26	
	Band Edge - R	
	U-NII-2A_5.25-5.35_802.11ac VHT80_CH58_Full RU_5290MHz	
ANT	8	
Pol.	Vertical	Fundamental
Peak	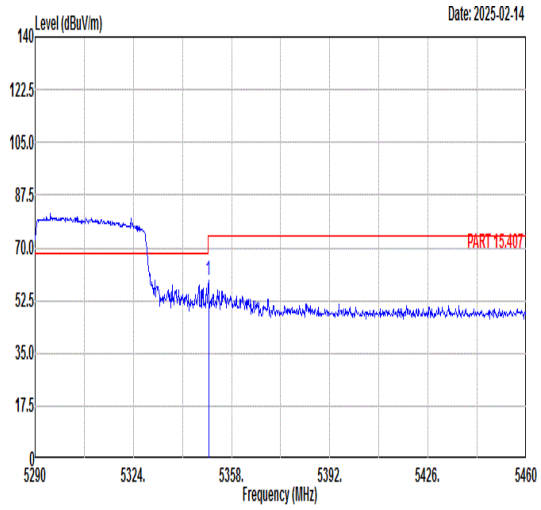 Freq Level Limit Line Margin (dB) Read Level Ant Factor Cable Loss Preamp Factor APos TPos Remark MHz dBuV/m dBuV/m dBuV dB/m dB dB cm deg 1 5350.01 59.42 74.00 -14.58 47.07 36.42 9.36 33.43 249 360 PEAK	Blank
Avg	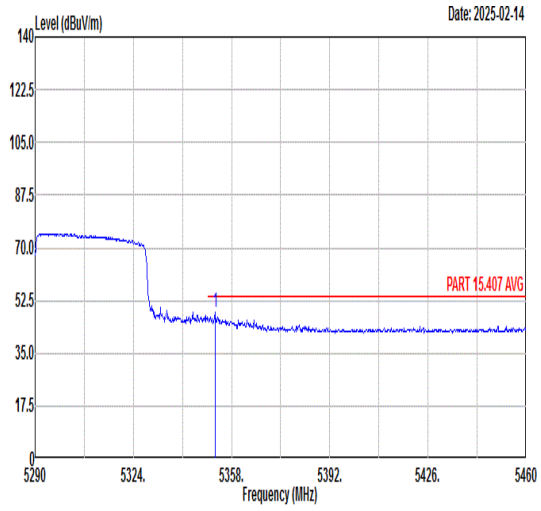 Freq Level Limit Line Margin (dB) Read Level Ant Factor Cable Loss Preamp Factor APos TPos Remark MHz dBuV/m dBuV/m dBuV dB/m dB dB cm deg 1 5352.22 48.43 54.00 -5.57 36.06 36.42 9.38 33.43 249 360 AVERAGE	Blank

Mode	27	
	Band Edge - L	
	U-NII-2C_5.47-5.725_802.11ac VHT80_CH106_Full RU_5530MHz	
ANT	8	
Pol.	Horizontal	Fundamental
Peak	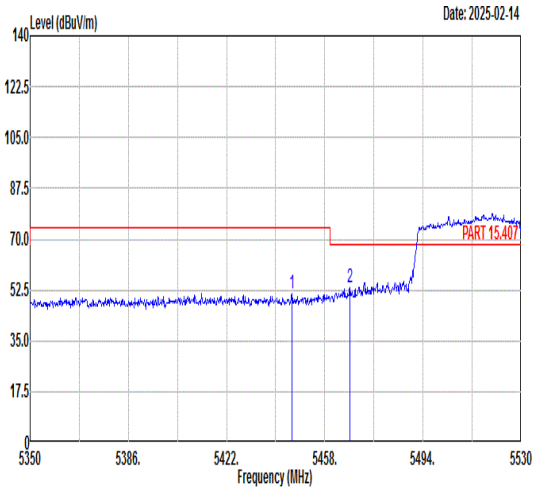 Freq Level Limit Line Margin (dB) Read Level Ant Factor Cable Loss Preamp Factor APos TPos Remark MHz dBuV/m dBuV/m dBuV dB/m dB dB cm deg 1 5445.94 51.11 74.00 -22.89 38.50 36.34 9.68 33.41 182 316 PEAK 2 5467.18 53.11 68.30 -15.19 40.50 36.33 9.69 33.41 182 316 PEAK	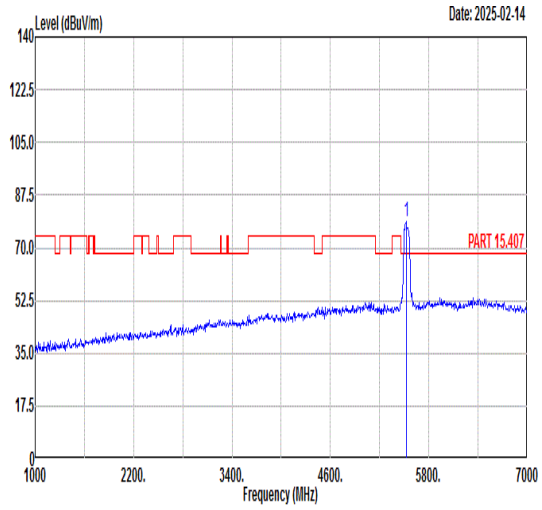 Freq Level Limit Line Margin (dB) Read Level Ant Factor Cable Loss Preamp Factor APos TPos Remark MHz dBuV/m dBuV/m dBuV dB/m dB dB cm deg 1 5530.00 78.46 ------ ------ 65.82 36.32 9.72 33.40 182 316 PEAK
Avg	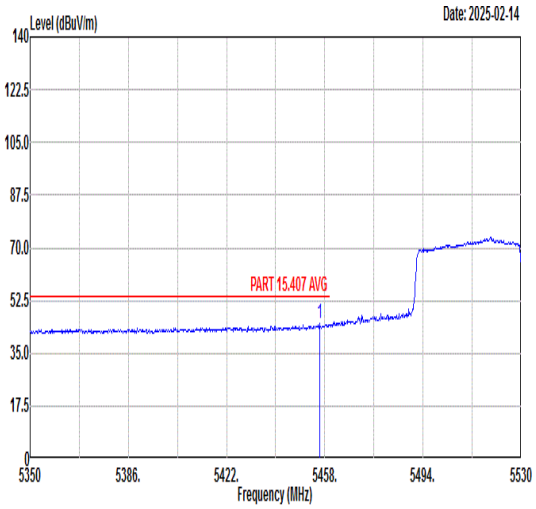 Freq Level Limit Line Margin (dB) Read Level Ant Factor Cable Loss Preamp Factor APos TPos Remark MHz dBuV/m dBuV/m dBuV dB/m dB dB cm deg 1 5456.02 45.03 54.00 -8.97 32.41 36.34 9.69 33.41 182 316 AVERAGE	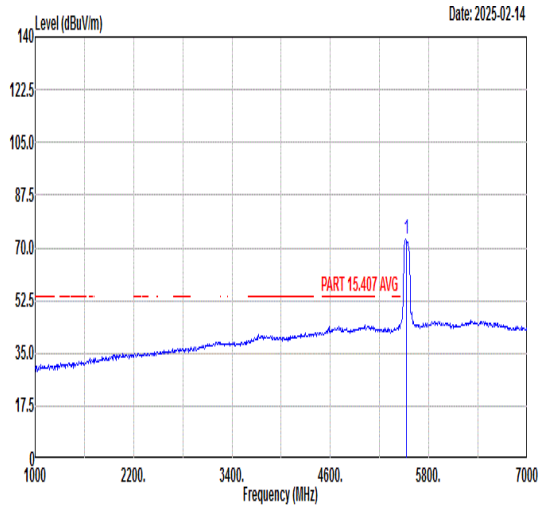 Freq Level Limit Line Margin (dB) Read Level Ant Factor Cable Loss Preamp Factor APos TPos Remark MHz dBuV/m dBuV/m dBuV dB/m dB dB cm deg 1 5530.00 73.01 ------ ------ 60.37 36.32 9.72 33.40 182 316 AVERAGE

Mode	27	
	Band Edge - R	
	U-NII-2C_5.47-5.725_802.11ac VHT80_CH106_Full RU_5530MHz	
ANT	8	
Pol.	Horizontal	Fundamental
Peak	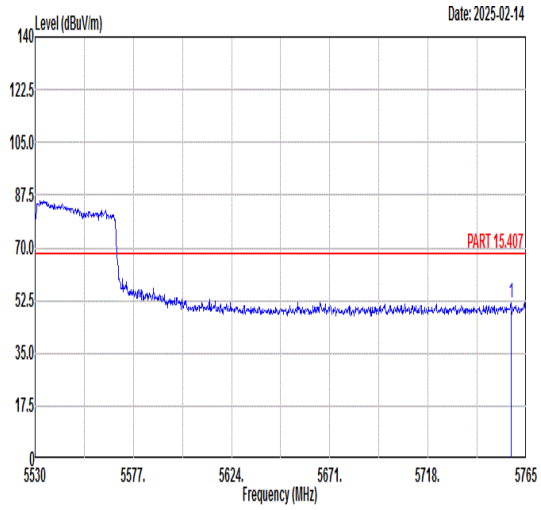 Freq Level Limit Line Margin (dB) Read Level Ant Factor Cable Loss Preamp Factor APos TPos Remark MHz dBuV/m dBuV/m dBuV dB/m dB dB cm deg 1 5757.72 51.62 68.30 -16.68 38.42 36.56 10.09 33.45 182 316 PEAK	Blank

Mode	27	
	Band Edge - L	
	U-NII-2C_5.47-5.725_802.11ac VHT80_CH106_Full RU_5530MHz	
ANT	8	
Pol.	Vertical	Fundamental
Peak	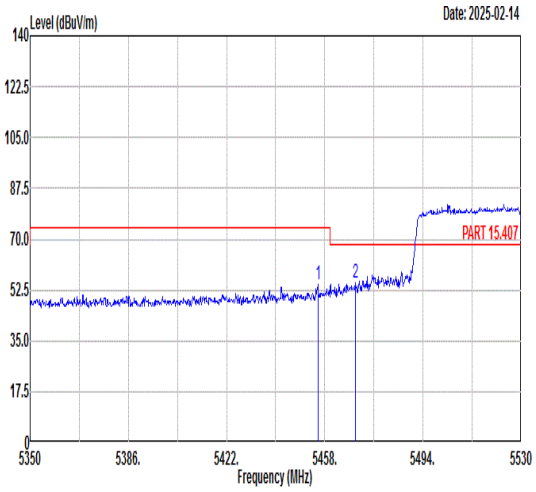 Freq Level Limit Line Margin (dB) Read Level Ant Factor Cable Loss Preamp Factor APos TPos Remark MHz dBuV/m dBuV/m dBuV dB/m dB dB cm deg 1 5455.48 54.15 74.00 -19.85 41.54 36.34 9.68 33.41 213 0 PEAK 2 5469.16 54.76 68.30 -13.54 42.16 36.32 9.69 33.41 213 0 PEAK	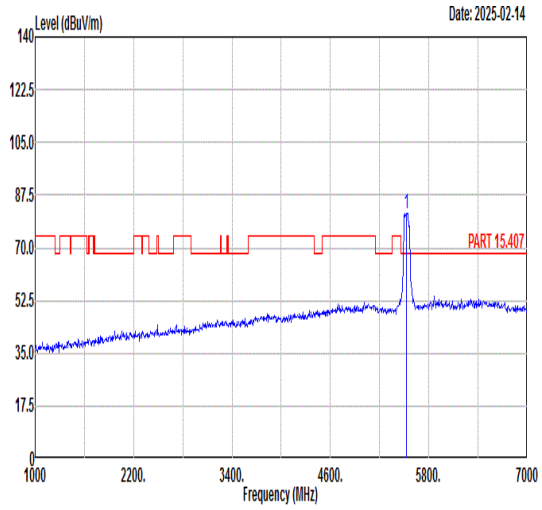 Freq Level Limit Line Margin (dB) Read Level Ant Factor Cable Loss Preamp Factor APos TPos Remark MHz dBuV/m dBuV/m dBuV dB/m dB dB cm deg 1 5530.00 81.57 ------ ------ 68.93 36.32 9.72 33.40 213 0 PEAK
Avg	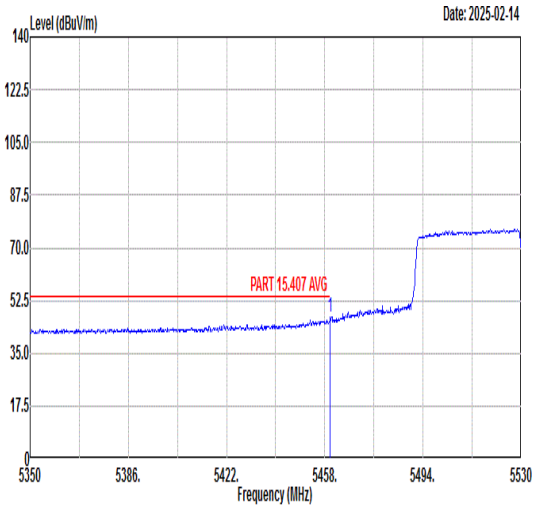 Freq Level Limit Line Margin (dB) Read Level Ant Factor Cable Loss Preamp Factor APos TPos Remark MHz dBuV/m dBuV/m dBuV dB/m dB dB cm deg 1 5459.98 46.83 54.00 -7.17 34.22 36.33 9.69 33.41 213 0 AVERAGE	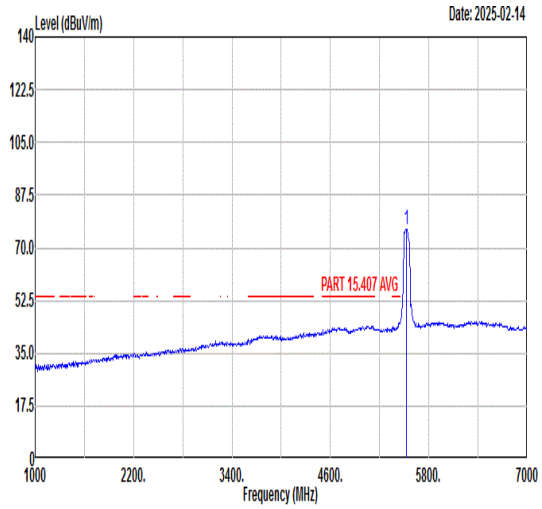 Freq Level Limit Line Margin (dB) Read Level Ant Factor Cable Loss Preamp Factor APos TPos Remark MHz dBuV/m dBuV/m dBuV dB/m dB dB cm deg 1 5530.00 76.23 ------ ------ 63.59 36.32 9.72 33.40 213 0 AVERAGE

Mode	27	
	Band Edge - R	
	U-NII-2C_5.47-5.725_802.11ac VHT80_CH106_Full RU_5530MHz	
ANT	8	
Pol.	Vertical	Fundamental
Peak	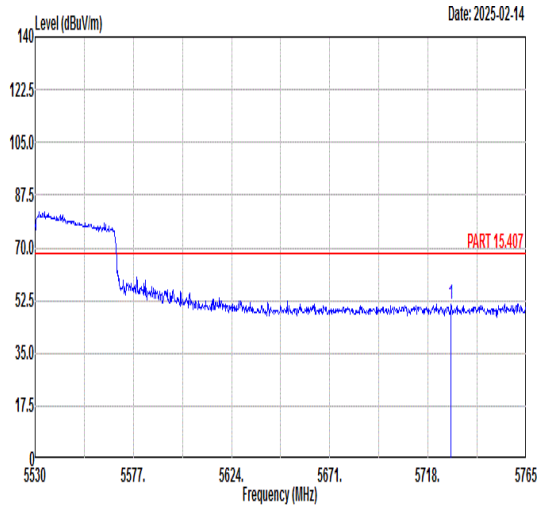 Freq Level Limit Line Margin (dB) Read Level Ant Factor Cable Loss Preamp Factor APos TPos Remark MHz dBuV/m dBuV/m dBuV dB/m dB dB cm deg 1 5729.05 51.22 68.30 -17.08 38.11 36.53 10.03 33.45 213 0 PEAK	Blank

Mode	28	
	Band Edge - L	
	U-NII-2C_5.47-5.725_802.11ac VHT80_CH122_Full RU_5610MHz	
ANT	8	
Pol.	Horizontal	Fundamental
Peak	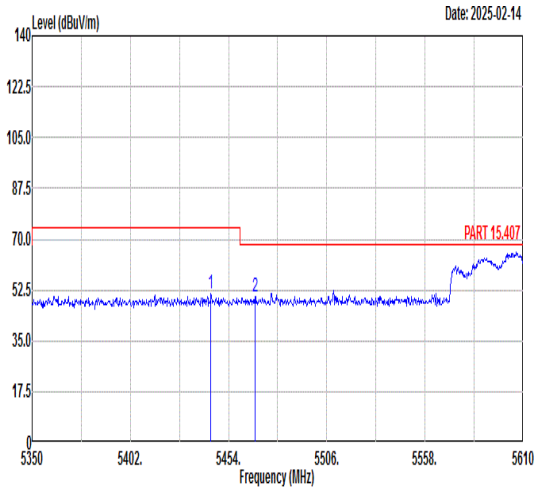 Freq Level Limit Line Margin (dB) Read Level Ant Factor Cable Loss Preamp Factor APos TPos Remark MHz dBuV/m dBuV/m dBuV dB/m dB dB cm deg 1 5444.64 51.08 74.00 -22.92 38.47 36.34 9.68 33.41 300 105 PEAK 2 5468.04 50.14 68.30 -18.16 37.53 36.33 9.69 33.41 300 105 PEAK	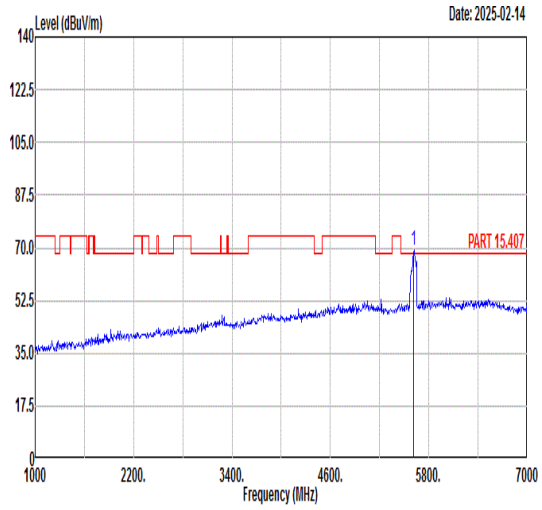 Freq Level Limit Line Margin (dB) Read Level Ant Factor Cable Loss Preamp Factor APos TPos Remark MHz dBuV/m dBuV/m dBuV dB/m dB dB cm deg 1 5610.00 69.22 ------ ------ 56.41 36.43 9.81 33.43 300 105 PEAK
Avg	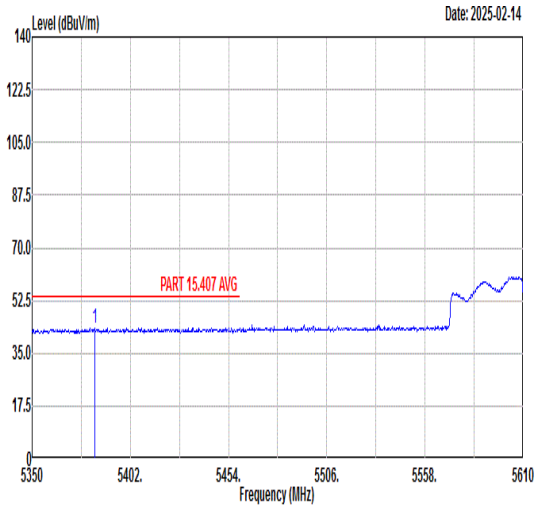 Freq Level Limit Line Margin (dB) Read Level Ant Factor Cable Loss Preamp Factor APos TPos Remark MHz dBuV/m dBuV/m dBuV dB/m dB dB cm deg 1 5383.02 43.57 54.00 -10.43 31.06 36.39 9.54 33.42 300 105 AVERAGE	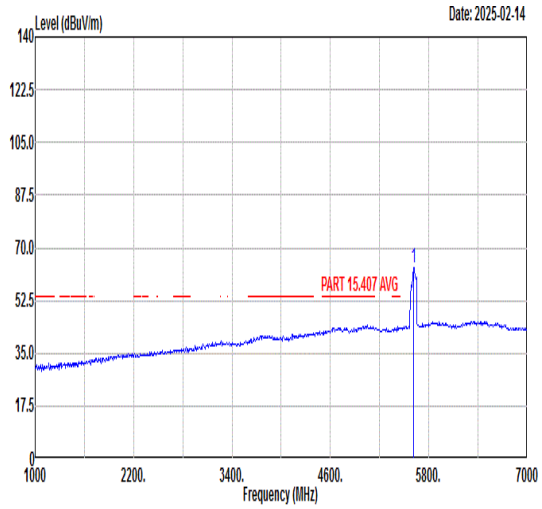 Freq Level Limit Line Margin (dB) Read Level Ant Factor Cable Loss Preamp Factor APos TPos Remark MHz dBuV/m dBuV/m dBuV dB/m dB dB cm deg 1 5610.00 63.47 ------ ------ 50.69 36.41 9.79 33.42 300 105 AVERAGE

Mode	28	
	Band Edge - R	
	U-NII-2C_5.47-5.725_802.11ac VHT80_CH122_Full RU_5610MHz	
ANT	8	
Pol.	Horizontal	Fundamental
Peak	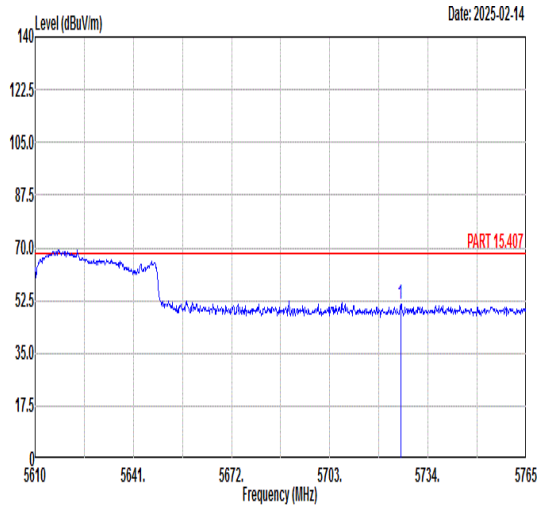 Freq Level Limit Line Margin (dB) Read Level Ant Factor Cable Loss Preamp Factor APos TPos Remark MHz dBuV/m dBuV/m dBuV dB/m dB dB cm deg 1 5725.32 51.06 68.30 -17.24 37.96 36.53 10.02 33.45 300 105 PEAK	Blank

Mode	28
	Band Edge - L
	U-NII-2C_5.47-5.725_802.11ac VHT80_CH122_Full RU_5610MHz
ANT	8

Pol.	Vertical	Fundamental
Peak	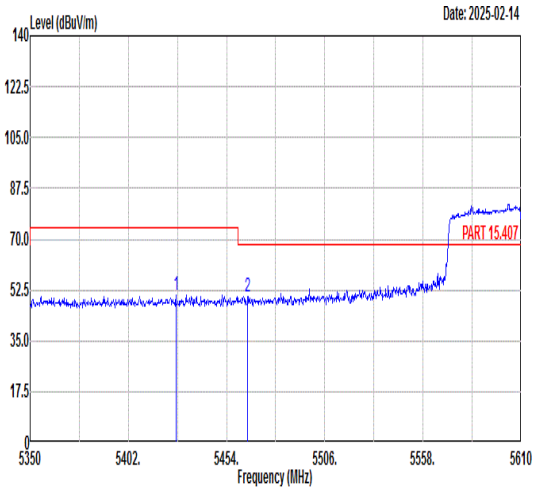 Freq Level Limit Line Margin (dB) Read Level Ant Factor Cable Loss Preamp Factor APos TPos Remark MHz dBuV/m dBuV/m dBuV dB/m dB dB cm deg 1 5427.22 50.70 74.00 -23.30 38.08 36.36 9.67 33.41 173 360 PEAK 2 5465.18 50.29 68.30 -18.01 37.68 36.33 9.69 33.41 173 360 PEAK	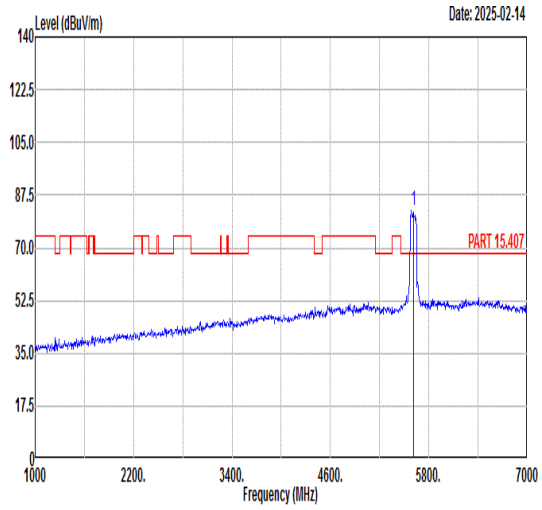 Freq Level Limit Line Margin (dB) Read Level Ant Factor Cable Loss Preamp Factor APos TPos Remark MHz dBuV/m dBuV/m dBuV dB/m dB dB cm deg 1 5610.00 82.17 ------ ------ 69.46 36.38 9.75 33.42 173 360 PEAK
Avg	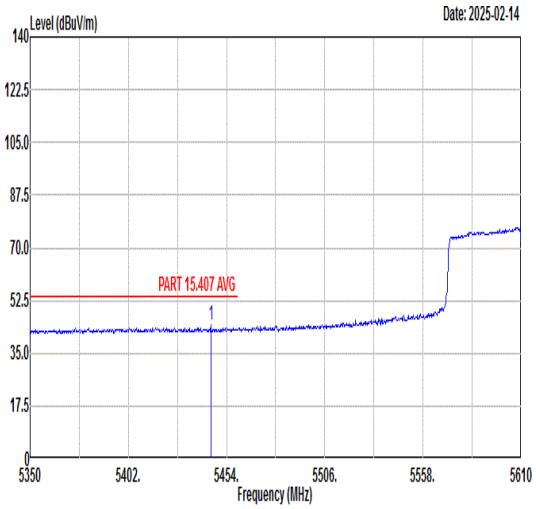 Freq Level Limit Line Margin (dB) Read Level Ant Factor Cable Loss Preamp Factor APos TPos Remark MHz dBuV/m dBuV/m dBuV dB/m dB dB cm deg 1 5445.68 44.33 54.00 -9.67 31.72 36.34 9.68 33.41 173 360 AVERAGE	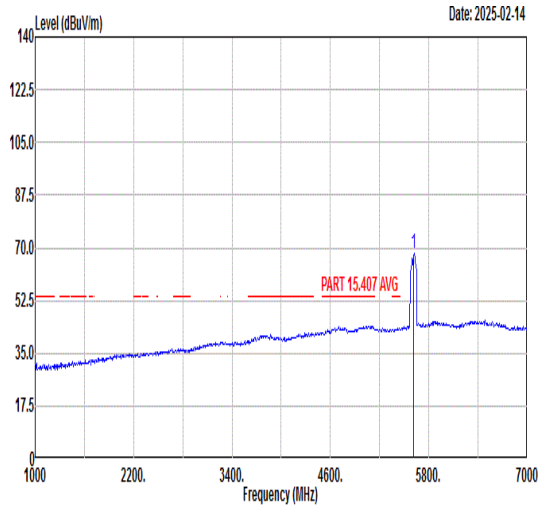 Freq Level Limit Line Margin (dB) Read Level Ant Factor Cable Loss Preamp Factor APos TPos Remark MHz dBuV/m dBuV/m dBuV dB/m dB dB cm deg 1 5610.00 68.30 ------ ------ 55.50 36.42 9.80 33.42 173 360 AVERAGE

Mode	28	
	Band Edge - R	
	U-NII-2C_5.47-5.725_802.11ac VHT80_CH122_Full RU_5610MHz	
ANT	8	
Pol.	Vertical	Fundamental
Peak	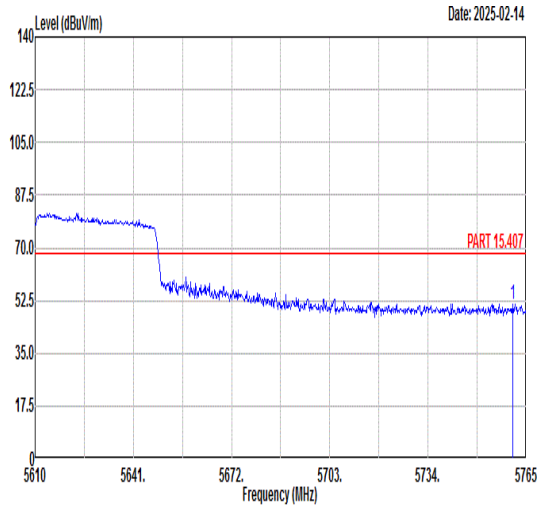 Freq Level Limit Line Margin (dB) Read Level Ant Factor Cable Loss Preamp Factor APos TPos Remark MHz dBuV/m dBuV/m dBuV dB/m dB dB cm deg 1 5760.66 51.44 68.30 -16.86 38.24 36.56 10.09 33.45 173 360 PEAK	Blank

Mode	29	
	Band Edge	
	U-NII-3_5.725-5.85_802.11a_CH149_5745MHz	
ANT	8	
Pol.	Horizontal	Fundamental
Peak	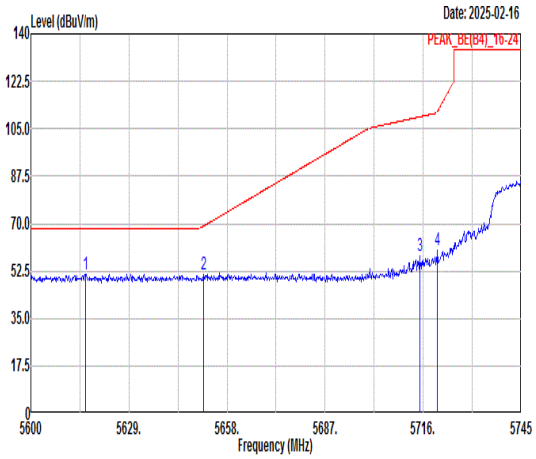 Freq Level Limit Line Margin (dB) Read Level Ant Factor Cable Loss Preamp Factor APos TPos Remark 1 5616.24 51.50 68.30 -16.80 38.71 36.42 9.79 33.42 300 336 PEAK 2 5651.04 50.98 69.07 -18.09 38.10 36.45 9.86 33.43 300 336 PEAK 3 5714.99 57.91 109.40 -51.49 44.84 36.51 10.00 33.44 300 336 PEAK 4 5720.21 60.21 111.27 -51.06 47.12 36.52 10.01 33.44 300 336 PEAK	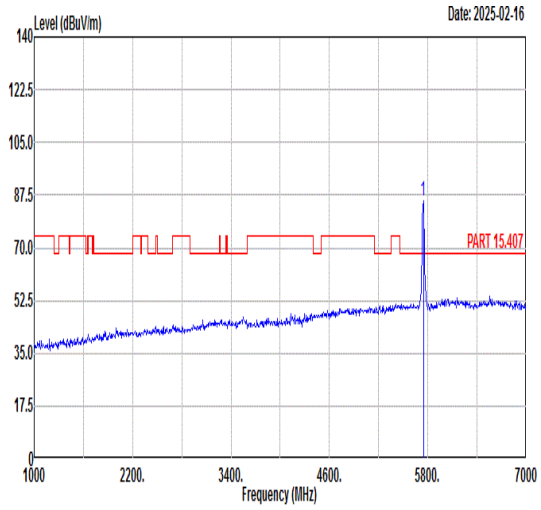 Freq Level Limit Line Margin (dB) Read Level Ant Factor Cable Loss Preamp Factor APos TPos Remark 1 5745.00 85.43 ------ ------ 72.27 36.55 10.06 33.45 300 336 PEAK
Avg	Blank	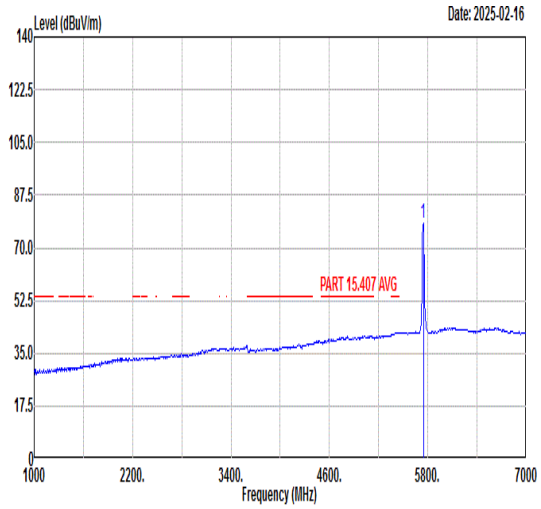 Freq Level Limit Line Margin (dB) Read Level Ant Factor Cable Loss Preamp Factor APos TPos Remark 1 5745.00 78.35 ------ ------ 65.19 36.55 10.06 33.45 300 336 AVERAGE

Mode	29	
	Band Edge	
	U-NII-3_5.725-5.85_802.11a_CH149_5745MHz	
ANT	8	
Pol.	Vertical	Fundamental
Peak	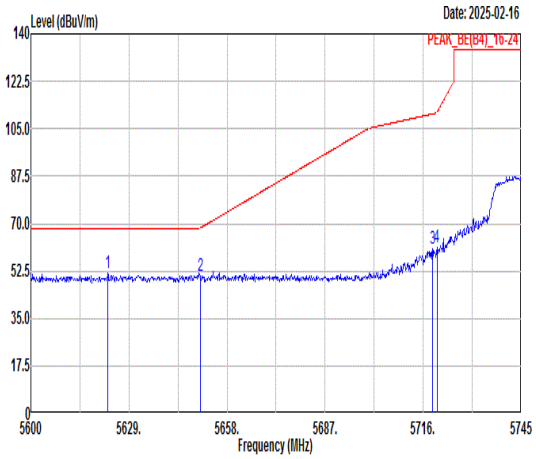 Freq Level Limit Line Margin (dB) Read Level Ant Factor Cable Loss Preamp Factor APos TPos Remark 1 5622.77 51.77 68.30 -16.53 38.97 36.42 9.80 33.42 352 360 PEAK 2 5650.03 50.91 68.32 -17.41 38.03 36.45 9.86 33.43 352 360 PEAK 3 5718.76 60.64 110.45 -49.81 47.55 36.52 10.01 33.44 352 360 PEAK 4 5720.06 61.39 110.94 -49.55 48.30 36.52 10.01 33.44 352 360 PEAK	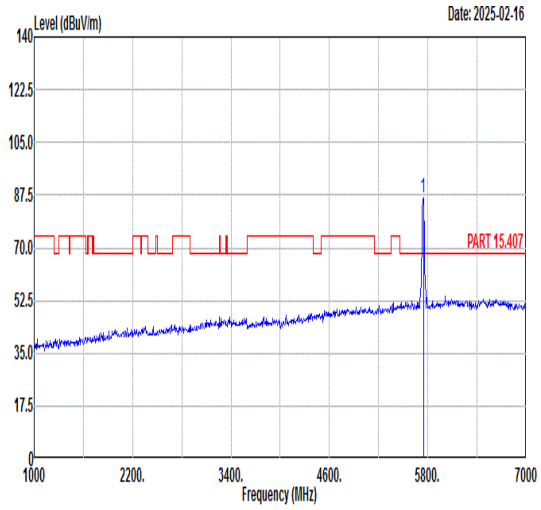 Freq Level Limit Line Margin (dB) Read Level Ant Factor Cable Loss Preamp Factor APos TPos Remark 1 5745.00 86.81 ------ ------ 73.65 36.55 10.06 33.45 352 360 PEAK
Avg	Blank	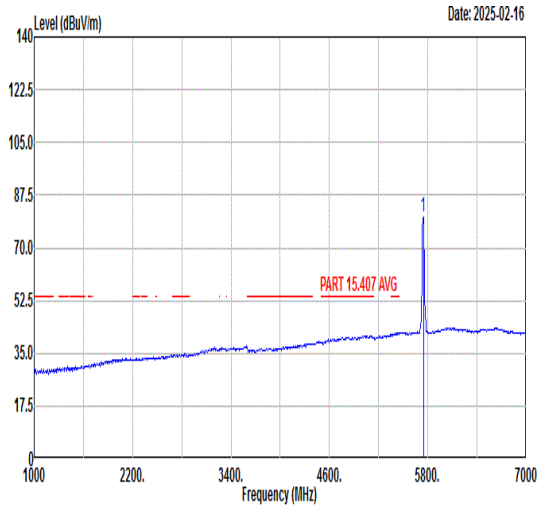 Freq Level Limit Line Margin (dB) Read Level Ant Factor Cable Loss Preamp Factor APos TPos Remark 1 5745.00 80.27 ------ ------ 67.11 36.55 10.06 33.45 352 360 AVERAGE

Mode	29	
	Harmonic	
	U-NII-3_5.725-5.85_802.11a_CH149_5745MHz	
ANT	8	
Pol.	Horizontal	Vertical
Peak Avg	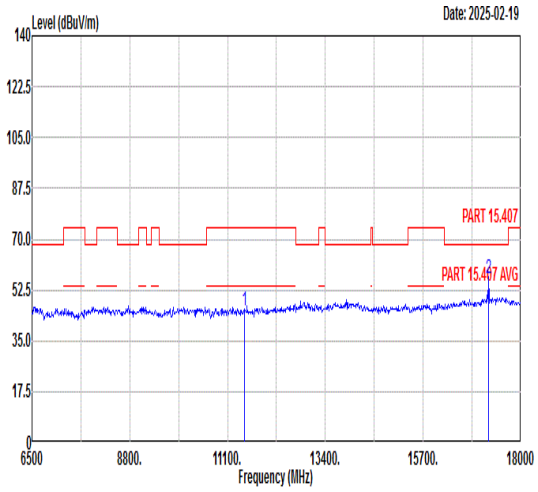 Freq Level Limit Line Margin Read Level Ant Factor Cable Loss Preamp Factor APos TPos Remark MHz dBuV/m dBuV/m dB dBuV dB/m dB dB cm deg 1 11490.00 45.34 74.00 -28.66 57.12 39.19 12.87 63.84 --- --- Peak 2 17235.00 56.69 68.30 -11.61 63.47 42.56 15.72 65.06 100 25 Peak	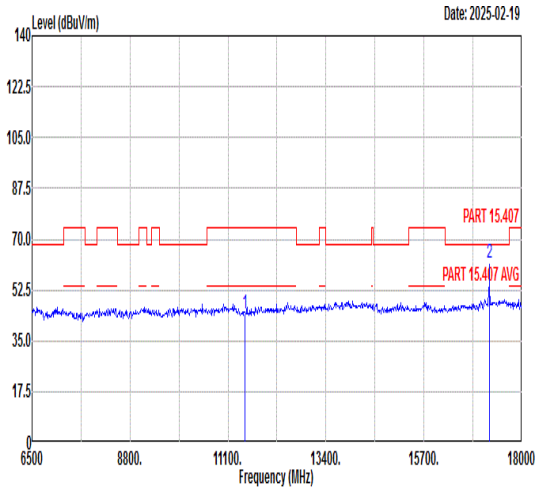 Freq Level Limit Line Margin Read Level Ant Factor Cable Loss Preamp Factor APos TPos Remark MHz dBuV/m dBuV/m dB dBuV dB/m dB dB cm deg 1 11490.00 44.63 74.00 -29.37 56.41 39.19 12.87 63.84 --- --- Peak 2 17235.00 61.62 68.30 -6.68 68.40 42.56 15.72 65.06 100 299 Peak

Mode	30	
	Harmonic	
	U-NII-3_5.725-5.85_802.11a_CH157_5785MHz	
ANT	8	
Pol.	Horizontal	Vertical
Peak Avg	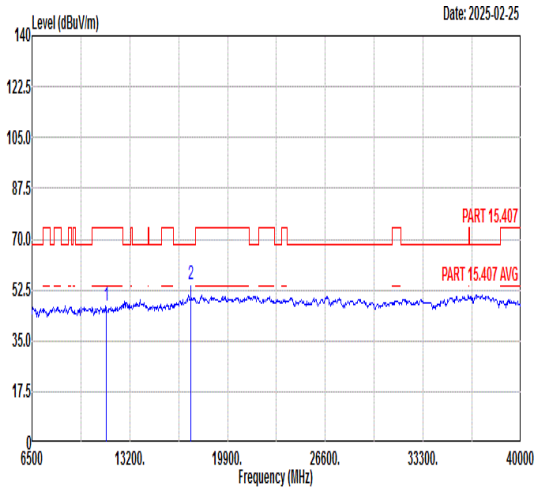 Freq Level Limit Line Margin Read Level Ant Factor Cable Loss Preamp Factor APos TPos Remark MHz dBuV/m dBuV/m dB dBuV dB/m dB dB cm deg 1 11570.00 46.95 74.00 -27.05 58.64 39.28 12.93 63.90 --- --- Peak 2 17355.00 54.16 68.30 -14.14 60.85 42.69 15.81 65.19 100 17 Peak	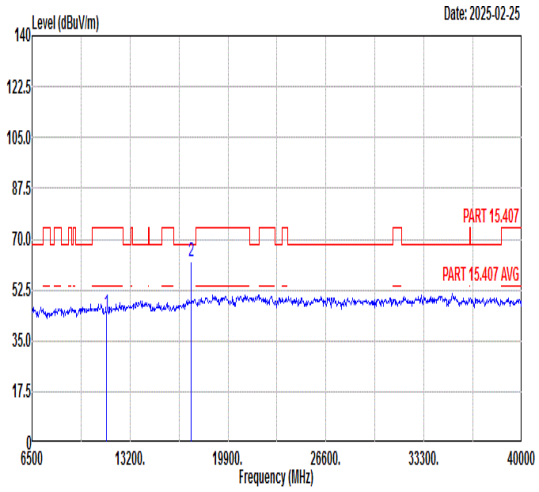 Freq Level Limit Line Margin Read Level Ant Factor Cable Loss Preamp Factor APos TPos Remark MHz dBuV/m dBuV/m dB dBuV dB/m dB dB cm deg 1 11570.00 44.54 74.00 -29.46 56.23 39.28 12.93 63.90 --- --- Peak 2 17355.00 62.20 68.30 -6.10 68.89 42.69 15.81 65.19 100 291 Peak

Mode	31	
	Band Edge	
	U-NII-3_5.725-5.85_802.11a_CH165_5825MHz	
ANT	8	
Pol.	Horizontal	Fundamental
Peak	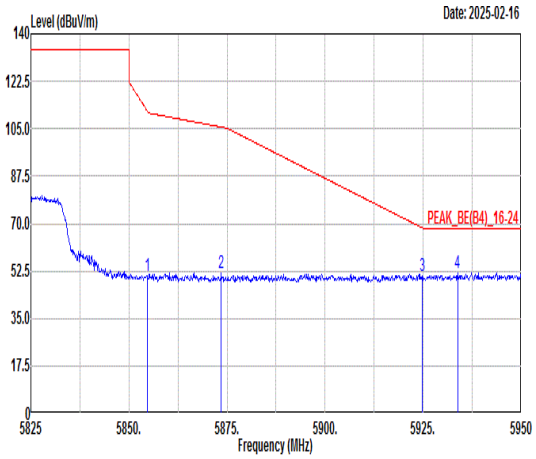 Freq Level Limit Line Margin (dB) Read Level Ant Factor Cable Loss Preamp Factor APos TPos Remark 1 5854.63 50.91 111.65 -60.74 37.44 36.65 10.29 33.47 100 11 PEAK 2 5873.50 51.56 105.62 -54.06 38.03 36.67 10.33 33.47 100 11 PEAK 3 5924.75 50.87 68.48 -17.61 37.19 36.72 10.44 33.48 100 11 PEAK 4 5933.75 52.02 68.30 -16.28 38.32 36.73 10.46 33.49 100 11 PEAK	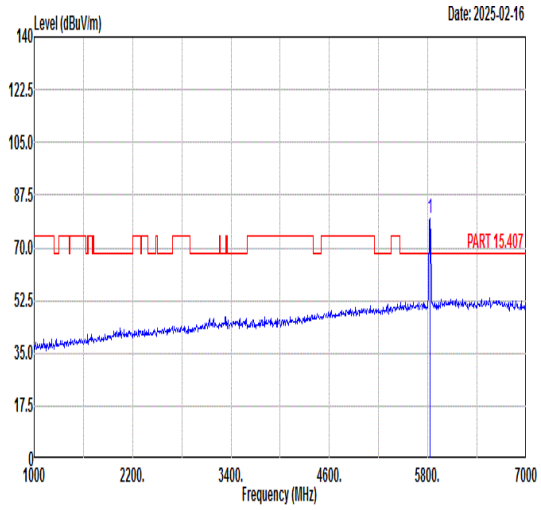 Freq Level Limit Line Margin (dB) Read Level Ant Factor Cable Loss Preamp Factor APos TPos Remark 1 5825.00 79.57 ------ ------ 66.18 36.62 10.23 33.46 100 11 PEAK
Avg	Blank	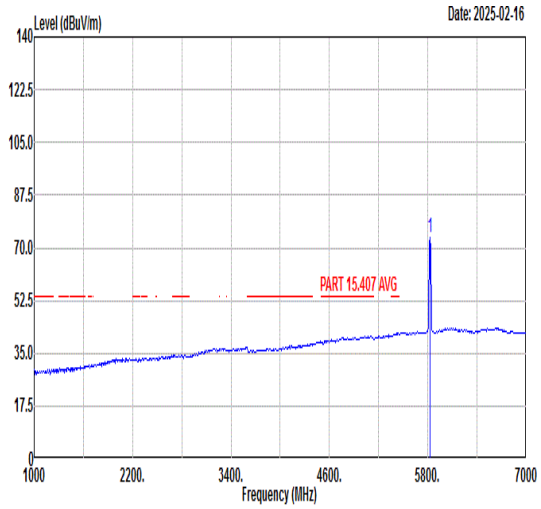 Freq Level Limit Line Margin (dB) Read Level Ant Factor Cable Loss Preamp Factor APos TPos Remark 1 5825.00 73.18 ------ ------ 59.79 36.62 10.23 33.46 100 11 AVERAGE

Mode	31	
	Band Edge	
	U-NII-3_5.725-5.85_802.11a_CH165_5825MHz	
ANT	8	
Pol.	Vertical	Fundamental
Peak	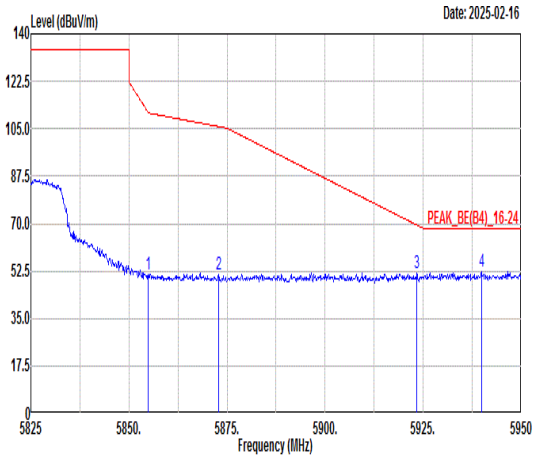 Freq Level Limit Line Margin (dB) Read Level Ant Factor Cable Loss Preamp Factor APos TPos Remark 1 5854.88 51.16 111.08 -59.92 37.69 36.65 10.29 33.47 400 9 PEAK 2 5872.88 51.21 105.79 -54.58 37.68 36.67 10.33 33.47 400 9 PEAK 3 5923.38 52.02 69.49 -17.47 38.34 36.72 10.44 33.48 400 9 PEAK 4 5939.88 52.31 68.30 -15.99 38.59 36.74 10.47 33.49 400 9 PEAK	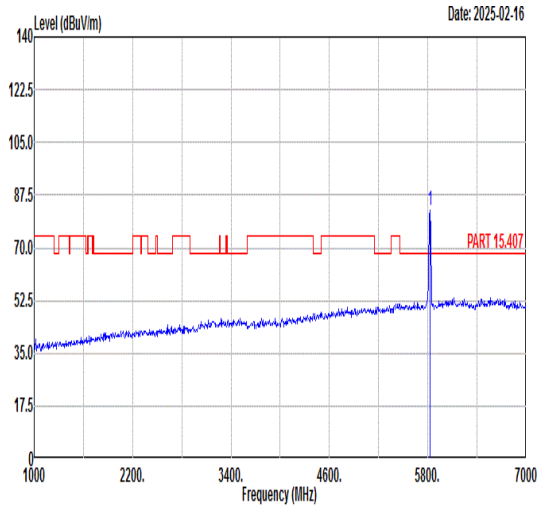 Freq Level Limit Line Margin (dB) Read Level Ant Factor Cable Loss Preamp Factor APos TPos Remark 1 5825.00 82.62 ------ ------ 69.23 36.62 10.23 33.46 400 9 PEAK
Avg	Blank	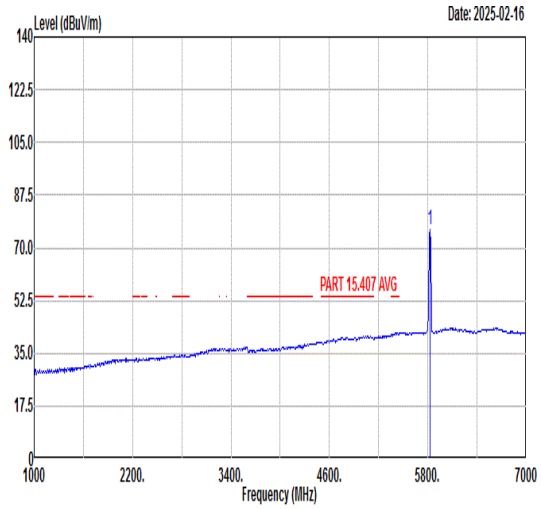 Freq Level Limit Line Margin (dB) Read Level Ant Factor Cable Loss Preamp Factor APos TPos Remark 1 5825.00 76.14 ------ ------ 62.75 36.62 10.23 33.46 400 9 AVERAGE

Mode	31	
	Harmonic	
	U-NII-3_5.725-5.85_802.11a_CH165_5825MHz	
ANT	8	
Pol.	Horizontal	Vertical
Peak Avg	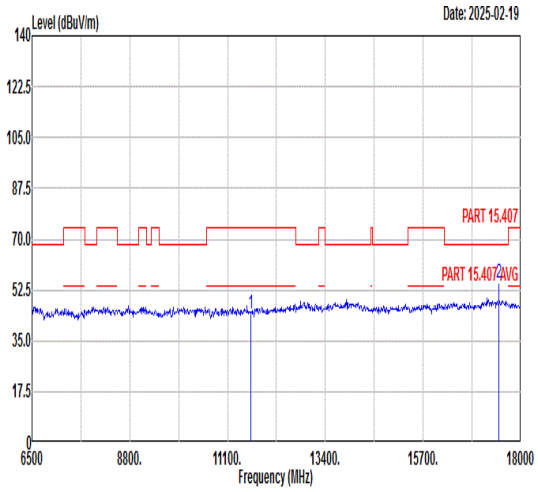 Freq Level Limit Line Margin Read Level Ant Factor Cable Loss Preamp Factor APos TPos Remark MHz dBuV/m dBuV/m dB dBuV dB/m dB dB cm deg 1 11650.00 44.62 74.00 -29.38 56.20 39.38 12.99 63.95 --- --- Peak 2 17475.00 54.89 68.30 -13.41 61.49 42.82 15.90 65.32 100 16 Peak	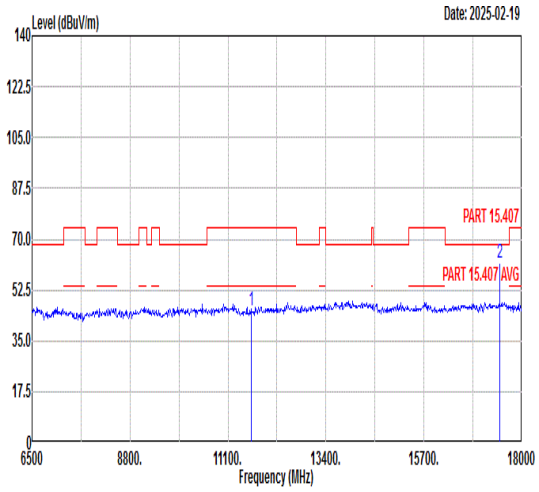 Freq Level Limit Line Margin Read Level Ant Factor Cable Loss Preamp Factor APos TPos Remark MHz dBuV/m dBuV/m dB dBuV dB/m dB dB cm deg 1 11650.00 45.39 74.00 -28.61 56.97 39.38 12.99 63.95 --- --- Peak 2 17475.00 61.85 68.30 -6.45 68.45 42.82 15.90 65.32 100 299 Peak

Mode	32	
	Band Edge	
	U-NII-3_5.725-5.85_802.11n HT20_CH149_Full RU_5745MHz	
ANT	8	
Pol.	Horizontal	Fundamental
Peak	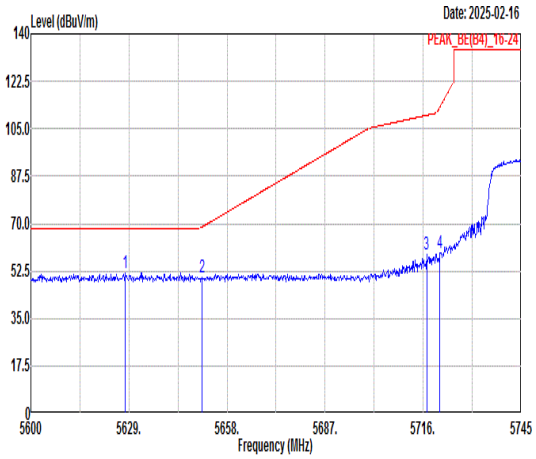 Freq Level Limit Line Margin (dB) Read Level Ant Factor Cable Loss Preamp Factor APos TPos Remark 1 5627.99 52.00 68.30 -16.30 39.19 36.43 9.81 33.43 200 307 PEAK 2 5650.61 50.27 68.75 -18.48 37.39 36.45 9.86 33.43 200 307 PEAK 3 5717.02 58.40 109.97 -51.57 45.32 36.52 10.00 33.44 200 307 PEAK 4 5720.93 58.97 112.92 -53.95 45.88 36.52 10.01 33.44 200 307 PEAK	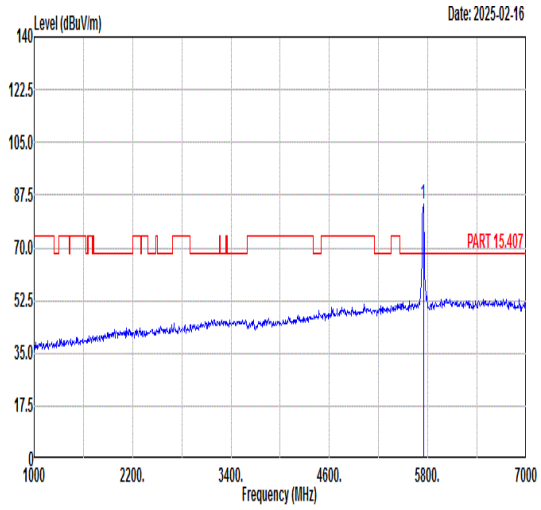 Freq Level Limit Line Margin (dB) Read Level Ant Factor Cable Loss Preamp Factor APos TPos Remark 1 5745.00 84.29 ------ ------ 71.13 36.55 10.06 33.45 200 307 PEAK
Avg	Blank	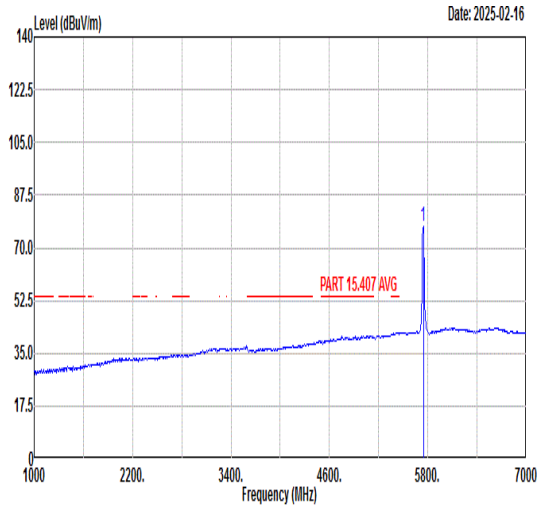 Freq Level Limit Line Margin (dB) Read Level Ant Factor Cable Loss Preamp Factor APos TPos Remark 1 5745.00 77.15 ------ ------ 63.99 36.55 10.06 33.45 200 307 AVERAGE

Mode	32	
	Band Edge	
	U-NII-3_5.725-5.85_802.11n HT20_CH149_Full RU_5745MHz	
ANT	8	
Pol.	Vertical	Fundamental
Peak	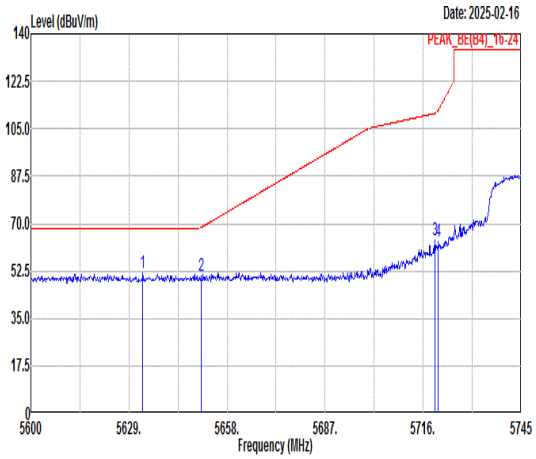 Freq Level Limit Line Margin (dB) Read Level Ant Factor Cable Loss Preamp Factor APos TPos Remark 1 5633.06 51.63 68.30 -16.67 38.80 36.43 9.83 33.43 100 358 PEAK 2 5650.32 50.61 68.53 -17.92 37.73 36.45 9.86 33.43 100 358 PEAK 3 5719.48 63.92 110.65 -46.73 50.83 36.52 10.01 33.44 100 358 PEAK 4 5720.50 63.32 111.93 -48.61 50.23 36.52 10.01 33.44 100 358 PEAK	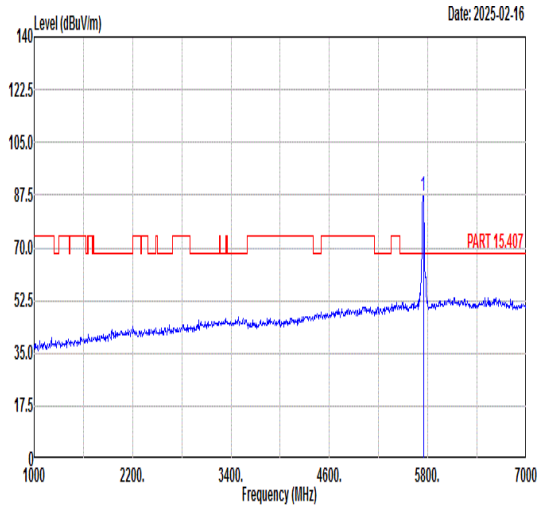 Freq Level Limit Line Margin (dB) Read Level Ant Factor Cable Loss Preamp Factor APos TPos Remark 1 5745.00 87.35 ------ ------ 74.19 36.55 10.06 33.45 100 358 PEAK
Avg	Blank	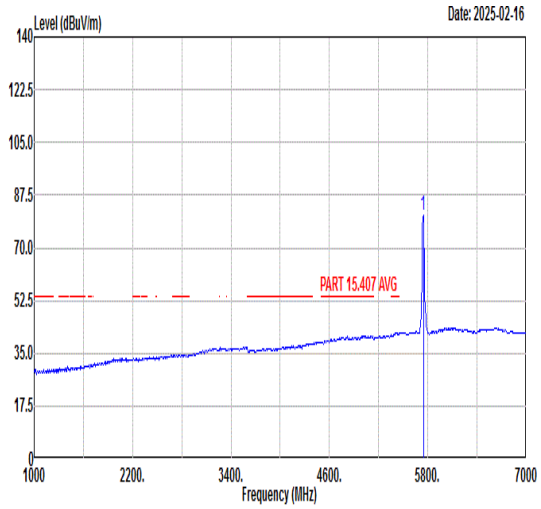 Freq Level Limit Line Margin (dB) Read Level Ant Factor Cable Loss Preamp Factor APos TPos Remark 1 5745.00 80.90 ------ ------ 67.74 36.55 10.06 33.45 100 358 AVERAGE

Mode	32	
	Harmonic	
	U-NII-3_5.725-5.85_802.11n HT20_CH149_Full RU_5745MHz	
ANT	8	
Pol.	Horizontal	Vertical
Peak Avg	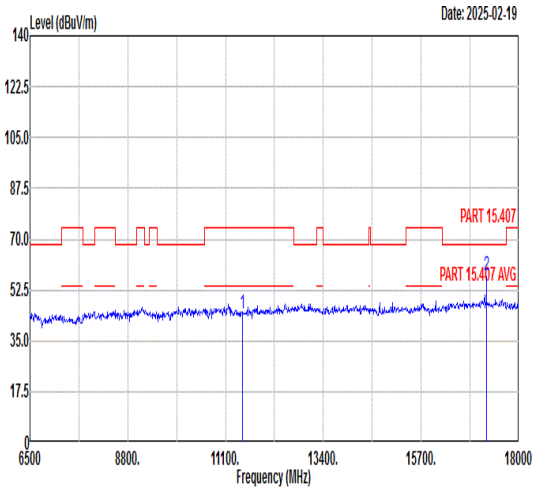 Freq Level Limit Line Margin Read Level Ant Factor Cable Loss Preamp Factor APos TPos Remark MHz dBuV/m dBuV/m dB dBuV dB/m dB dB cm deg 1 11490.00 44.59 74.00 -29.41 56.37 39.19 12.87 63.84 --- --- Peak 2 17235.00 57.57 68.30 -10.73 64.35 42.56 15.72 65.06 100 44 Peak	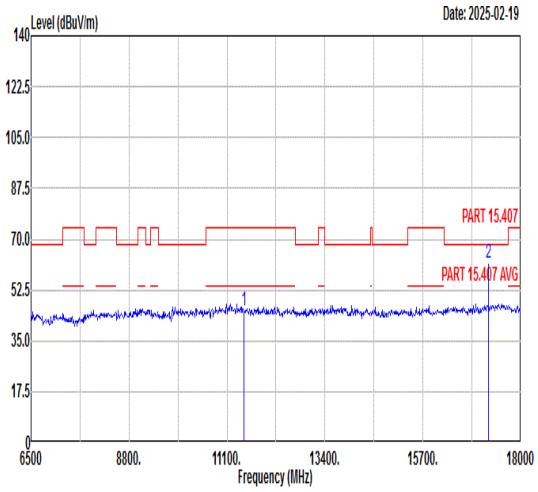 Freq Level Limit Line Margin Read Level Ant Factor Cable Loss Preamp Factor APos TPos Remark MHz dBuV/m dBuV/m dB dBuV dB/m dB dB cm deg 1 11490.00 45.48 74.00 -28.52 57.26 39.19 12.87 63.84 --- --- Peak 2 17235.00 62.01 68.30 -6.29 68.79 42.56 15.72 65.06 100 286 Peak

Mode	33	
	Harmonic	
	U-NII-3_5.725-5.85_802.11n HT20_CH157_Full RU_5785MHz	
ANT	8	
Pol.	Horizontal	Vertical
Peak Avg	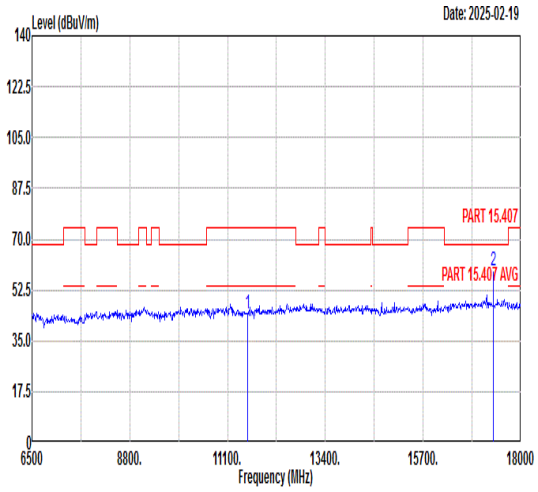 Freq Level Limit Line Margin Read Level Ant Factor Cable Loss Preamp Factor APos TPos Remark MHz dBuV/m dBuV/m dB dBuV dB/m dB dB cm deg 1 11570.00 44.54 74.00 -29.46 56.23 39.28 12.93 63.90 --- --- Peak 2 17355.00 59.07 68.30 -9.23 65.76 42.69 15.81 65.19 100 39 Peak	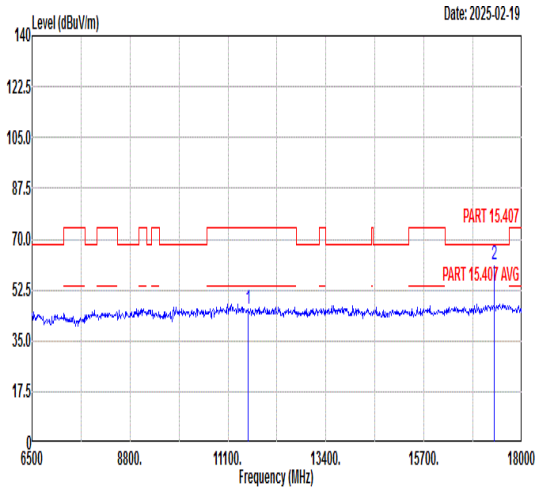 Freq Level Limit Line Margin Read Level Ant Factor Cable Loss Preamp Factor APos TPos Remark MHz dBuV/m dBuV/m dB dBuV dB/m dB dB cm deg 1 11570.00 45.73 74.00 -28.27 57.42 39.28 12.93 63.90 --- --- Peak 2 17355.00 61.17 68.30 -7.13 67.86 42.69 15.81 65.19 100 297 Peak

Mode	34	
	Band Edge	
	U-NII-3_5.725-5.85_802.11n HT20_CH165_Full RU_5825MHz	
ANT	8	
Pol.	Horizontal	Fundamental
Peak	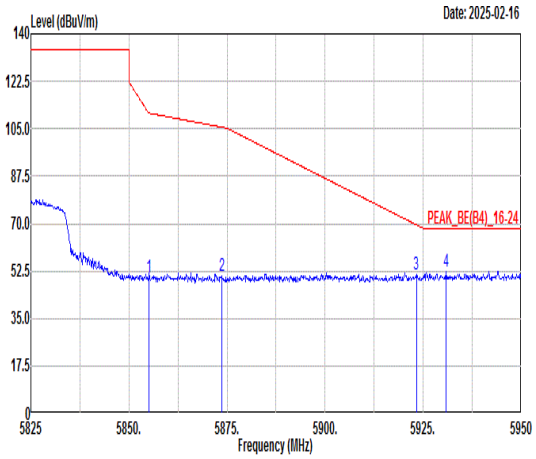 Freq Level Limit Line Margin (dB) Read Level Ant Factor Cable Loss Preamp Factor APos TPos Remark 1 5855.00 50.40 110.80 -60.40 36.93 36.65 10.29 33.47 200 282 PEAK 2 5873.75 50.93 105.55 -54.62 37.40 36.67 10.33 33.47 200 282 PEAK 3 5923.25 51.05 69.59 -18.54 37.37 36.72 10.44 33.48 200 282 PEAK 4 5930.88 52.50 68.30 -15.80 38.81 36.73 10.45 33.49 200 282 PEAK	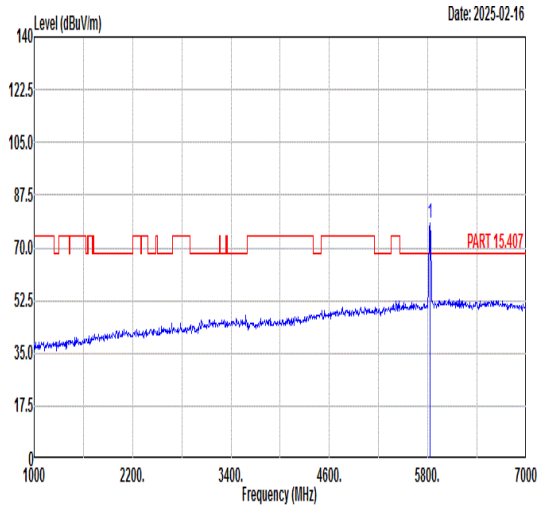 Freq Level Limit Line Margin (dB) Read Level Ant Factor Cable Loss Preamp Factor APos TPos Remark 1 5825.00 78.36 ------ ------ 64.97 36.62 10.23 33.46 200 282 PEAK
Avg	Blank	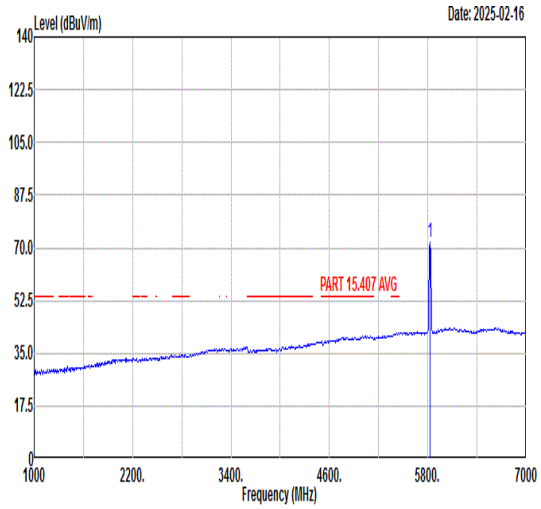 Freq Level Limit Line Margin (dB) Read Level Ant Factor Cable Loss Preamp Factor APos TPos Remark 1 5825.00 71.60 ------ ------ 58.21 36.62 10.23 33.46 200 282 AVERAGE

Mode	34	
	Band Edge	
	U-NII-3_5.725-5.85_802.11n HT20_CH165_Full RU_5825MHz	
ANT	8	
Pol.	Vertical	Fundamental
Peak	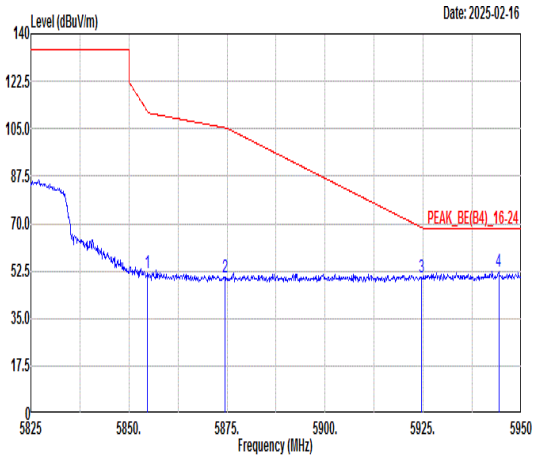 Freq Level Limit Line Margin (dB) Read Level Ant Factor Cable Loss Preamp Factor APos TPos Remark 1 5854.75 51.87 111.37 -59.50 38.40 36.65 10.29 33.47 135 360 PEAK 2 5874.50 50.37 105.34 -54.97 36.84 36.67 10.33 33.47 135 360 PEAK 3 5924.50 50.44 68.67 -18.23 36.76 36.72 10.44 33.48 135 360 PEAK 4 5944.25 52.41 68.30 -15.89 38.68 36.74 10.48 33.49 135 360 PEAK	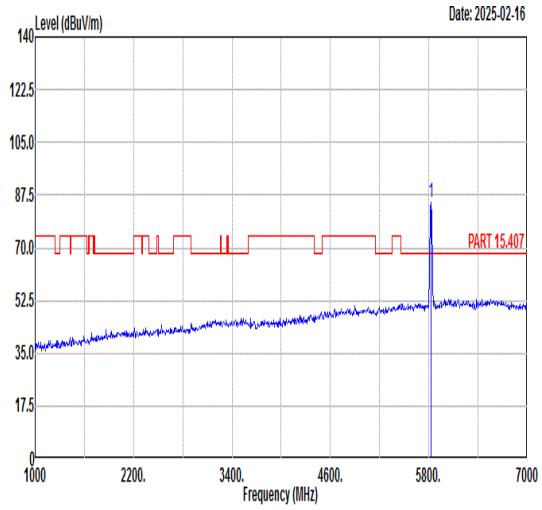 Freq Level Limit Line Margin (dB) Read Level Ant Factor Cable Loss Preamp Factor APos TPos Remark 1 5825.00 85.09 ------ ------ 71.70 36.62 10.23 33.46 135 360 PEAK
Avg	Blank	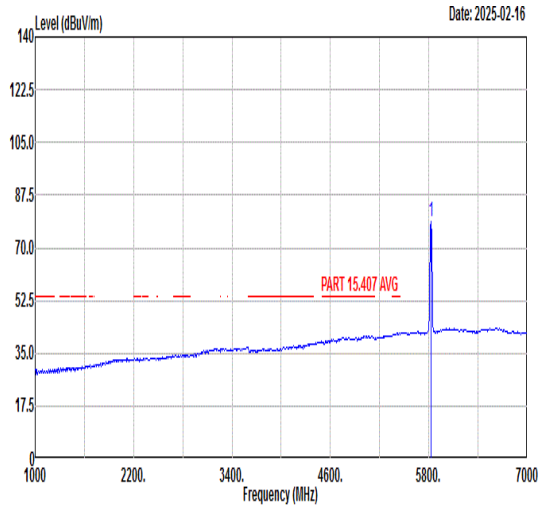 Freq Level Limit Line Margin (dB) Read Level Ant Factor Cable Loss Preamp Factor APos TPos Remark 1 5825.00 78.73 ------ ------ 65.34 36.62 10.23 33.46 135 360 AVERAGE

Mode	34	
	Harmonic	
	U-NII-3_5.725-5.85_802.11n HT20_CH165_Full RU_5825MHz	
ANT	8	
Pol.	Horizontal	Vertical
Peak Avg	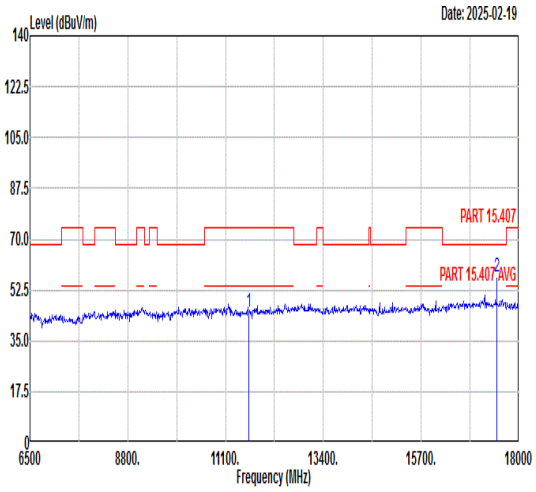 Freq Level Limit Line Margin Read Level Ant Factor Cable Loss Preamp Factor APos TPos Remark MHz dBuV/m dBuV/m dB dBuV dB/m dB dB cm deg 1 11650.00 44.96 74.00 -29.04 56.54 39.38 12.99 63.95 --- --- Peak 2 17475.00 56.95 68.30 -11.35 63.55 42.82 15.90 65.32 --- --- Peak	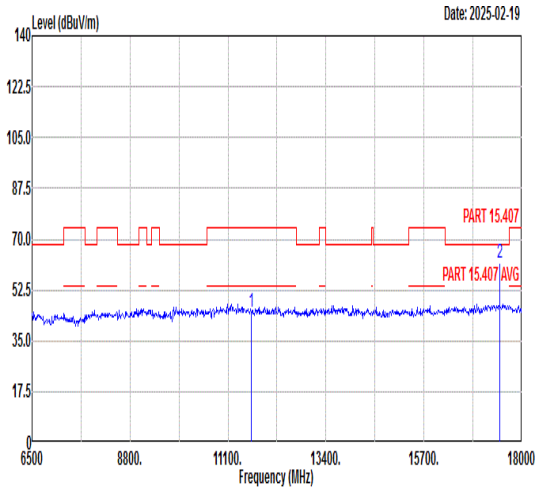 Freq Level Limit Line Margin Read Level Ant Factor Cable Loss Preamp Factor APos TPos Remark MHz dBuV/m dBuV/m dB dBuV dB/m dB dB cm deg 1 11650.00 44.85 74.00 -29.15 56.43 39.38 12.99 63.95 --- --- Peak 2 17475.00 61.84 68.30 -6.46 68.44 42.82 15.90 65.32 100 306 Peak

Mode	35	
	Band Edge - L	
	U-NII-3_5.725-5.85_802.11n HT40_CH151_Full RU_5755MHz	
ANT	8	
Pol.	Horizontal	Fundamental
Peak	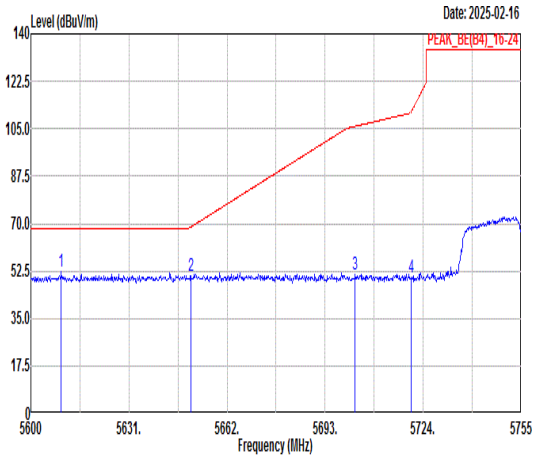 Freq Level Limit Line Margin (dB) Read Level Ant Factor Cable Loss Preamp Factor APos TPos Remark 1 5609.61 52.49 68.30 -15.81 39.72 36.41 9.78 33.42 300 10 PEAK 2 5650.53 50.77 68.69 -17.92 37.89 36.45 9.86 33.43 300 10 PEAK 3 5702.46 51.41 105.89 -54.48 38.38 36.50 9.97 33.44 300 10 PEAK 4 5720.13 50.18 111.09 -60.91 37.09 36.52 10.01 33.44 300 10 PEAK	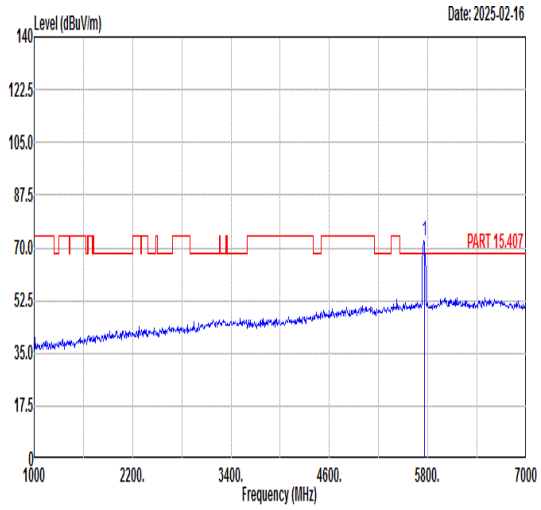 Freq Level Limit Line Margin (dB) Read Level Ant Factor Cable Loss Preamp Factor APos TPos Remark 1 5755.00 72.30 ------ ------ 59.12 36.55 10.08 33.45 300 10 PEAK
Avg	Blank	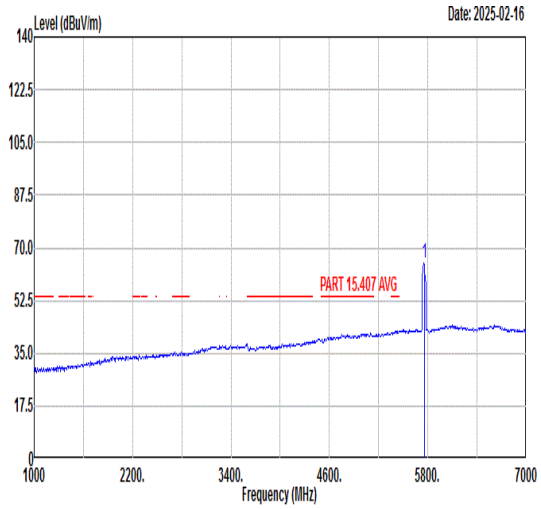 Freq Level Limit Line Margin (dB) Read Level Ant Factor Cable Loss Preamp Factor APos TPos Remark 1 5755.00 65.13 ------ ------ 51.95 36.55 10.08 33.45 300 10 AVERAGE

Mode	35	
	Band Edge - R	
	U-NII-3_5.725-5.85_802.11n HT40_CH151_Full RU_5755MHz	
ANT	8	
Pol.	Horizontal	Fundamental
Peak	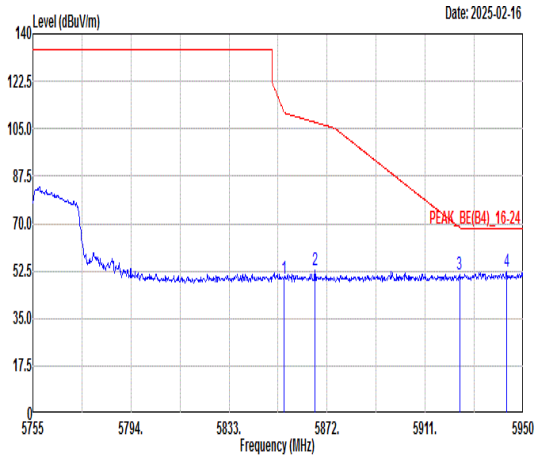 Freq Level Limit Line Margin (dB) Read Level Ant Factor Cable Loss Preamp Factor APos TPos Remark MHz dBuV/m dBuV/m dBuV dB/m dB dB cm deg 1 5854.84 49.42 111.17 -61.75 35.95 36.65 10.29 33.47 300 10 PEAK 2 5867.13 52.62 107.40 -54.78 39.10 36.67 10.32 33.47 300 10 PEAK 3 5924.65 51.39 68.56 -17.17 37.71 36.72 10.44 33.48 300 10 PEAK 4 5943.37 52.37 68.30 -15.93 38.64 36.74 10.48 33.49 300 10 PEAK	Blank

Mode	35
	Band Edge - L
	U-NII-3_5.725-5.85_802.11n HT40_CH151_Full RU_5755MHz
ANT	8

Pol.	Vertical	Fundamental
Peak	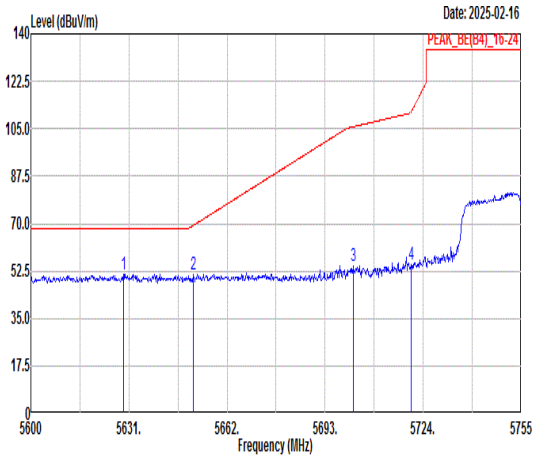 Freq Level Limit Line Margin (dB) Read Level Ant Factor Cable Loss Preamp Factor APos TPos Remark 1 5629.30 51.48 68.30 -16.82 38.66 36.43 9.82 33.43 100 113 PEAK 2 5651.31 51.12 69.27 -18.15 38.24 36.45 9.86 33.43 100 113 PEAK 3 5701.84 54.18 105.71 -51.53 41.15 36.50 9.97 33.44 100 113 PEAK 4 5720.28 54.98 111.44 -56.46 41.89 36.52 10.01 33.44 100 113 PEAK	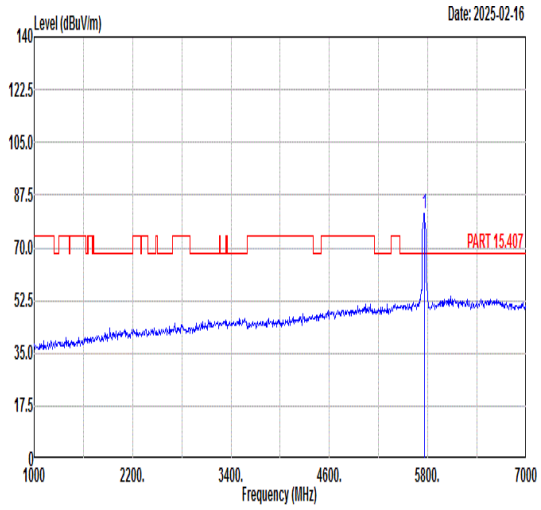 Freq Level Limit Line Margin (dB) Read Level Ant Factor Cable Loss Preamp Factor APos TPos Remark 1 5755.00 81.15 ------ ------ 67.97 36.55 10.08 33.45 100 113 PEAK
Avg	Blank	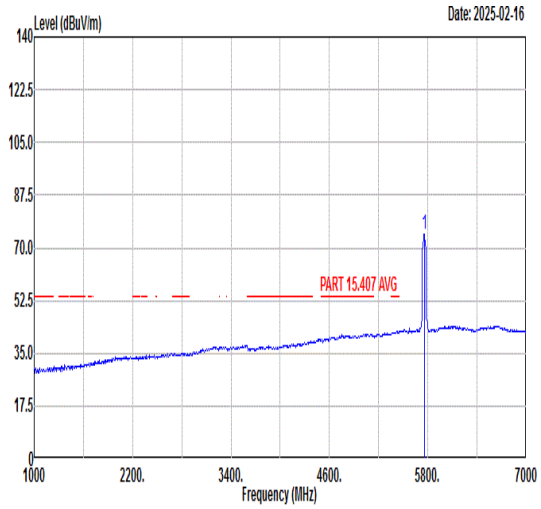 Freq Level Limit Line Margin (dB) Read Level Ant Factor Cable Loss Preamp Factor APos TPos Remark 1 5755.00 74.73 ------ ------ 61.53 36.56 10.09 33.45 100 113 AVERAGE

Mode	35	
	Band Edge - R	
	U-NII-3_5.725-5.85_802.11n HT40_CH151_Full RU_5755MHz	
ANT	8	
Pol.	Vertical	Fundamental
Peak	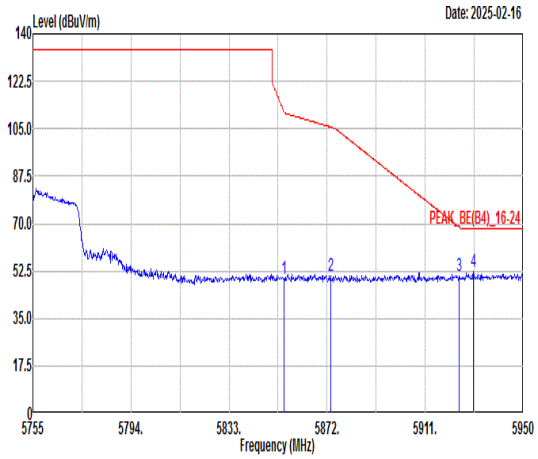 Freq Level Limit Line Margin (dB) Read Level Ant Factor Cable Loss Preamp Factor APos TPos Remark MHz dBuV/m dBuV/m dBuV dB/m dB dB cm deg 1 5854.84 49.47 111.17 -61.70 36.00 36.65 10.29 33.47 100 113 PEAK 2 5873.37 50.92 105.66 -54.74 37.39 36.67 10.33 33.47 100 113 PEAK 3 5924.46 50.85 68.70 -17.85 37.17 36.72 10.44 33.48 100 113 PEAK 4 5930.31 52.25 68.30 -16.05 38.56 36.73 10.45 33.49 100 113 PEAK	Blank

Mode	35	
	Harmonic	
	U-NII-3_5.725-5.85_802.11n HT40_CH151_Full RU_5755MHz	
ANT	8	
Pol.	Horizontal	Vertical
Peak Avg	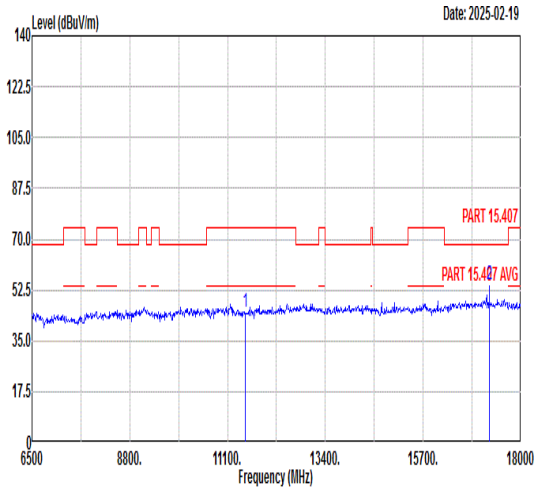 Limit Read Ant Cable Preamp APos TPos Freq Level Line Margin Level Factor Loss Factor Remark MHz dBuV/m dBuV/m dB dBuV dB/m dB dB cm deg 1 11510.00 44.83 74.00 -29.17 56.59 39.21 12.89 63.86 --- --- Peak 2 17265.00 54.56 68.30 -13.74 61.32 42.59 15.74 65.09 100 36 Peak	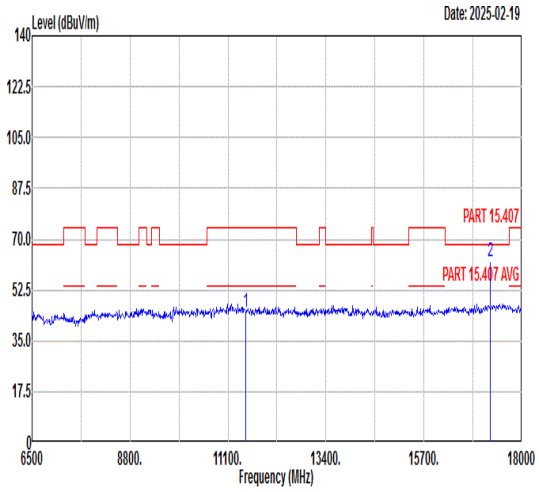 Limit Read Ant Cable Preamp APos TPos Freq Level Line Margin Level Factor Loss Factor Remark MHz dBuV/m dBuV/m dB dBuV dB/m dB dB cm deg 1 11510.00 45.10 74.00 -28.90 56.86 39.21 12.89 63.86 --- --- Peak 2 17265.00 62.08 68.30 -6.22 68.84 42.59 15.74 65.09 100 282 Peak

Mode	36	
	Band Edge - L	
	U-NII-3_5.725-5.85_802.11n HT40_CH159_Full RU_5795MHz	
ANT	8	
Pol.	Horizontal	Fundamental
Peak	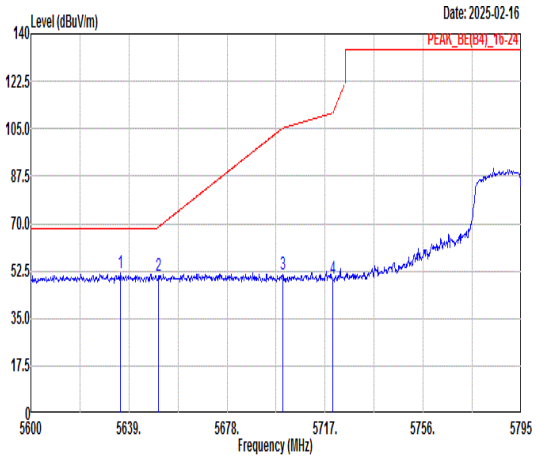 Freq Level Limit Line Margin (dB) Read Level Ant Factor Cable Loss Preamp Factor APos TPos Remark 1 5635.49 51.81 68.30 -16.49 38.97 36.44 9.83 33.43 200 345 PEAK 2 5650.70 50.59 68.82 -18.23 37.71 36.45 9.86 33.43 200 345 PEAK 3 5700.04 51.04 105.21 -54.17 38.01 36.50 9.97 33.44 200 345 PEAK 4 5720.12 49.79 111.07 -61.28 36.70 36.52 10.01 33.44 200 345 PEAK	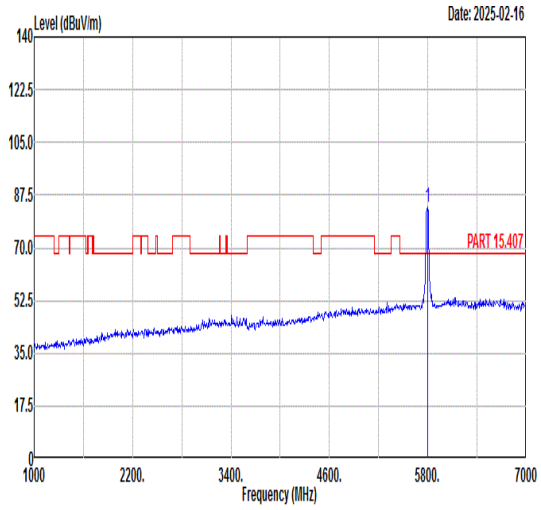 Freq Level Limit Line Margin (dB) Read Level Ant Factor Cable Loss Preamp Factor APos TPos Remark 1 5795.00 83.54 ------ ------ 70.25 36.59 10.16 33.46 200 345 PEAK
Avg	Blank	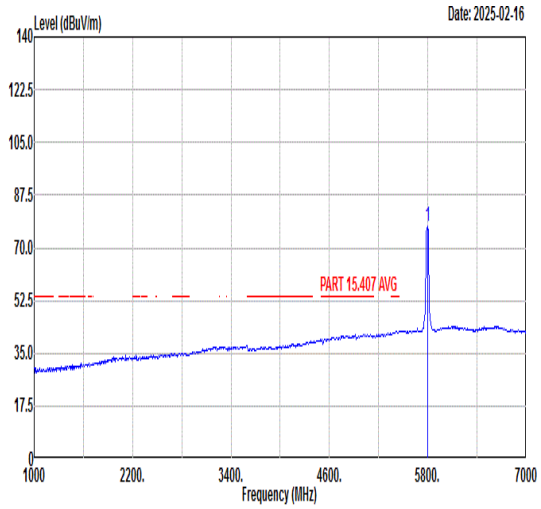 Freq Level Limit Line Margin (dB) Read Level Ant Factor Cable Loss Preamp Factor APos TPos Remark 1 5795.00 77.02 ------ ------ 63.73 36.59 10.16 33.46 200 345 AVERAGE

Mode	36	
	Band Edge - R	
	U-NII-3_5.725-5.85_802.11n HT40_CH159_Full RU_5795MHz	
ANT	8	
Pol.	Horizontal	Fundamental
Peak	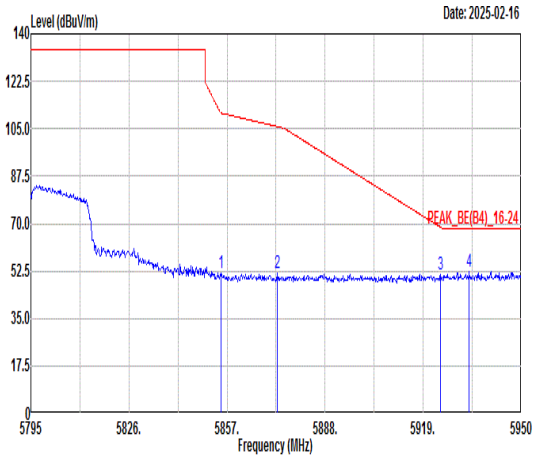 Freq Level Limit Line Margin (dB) Read Level Ant Factor Cable Loss Preamp Factor APos TPos Remark MHz dBuV/m dBuV/m dBuV dB/m dB dB cm deg 1 5854.99 51.64 110.83 -59.19 38.17 36.65 10.29 33.47 200 345 PEAK 2 5872.81 51.58 105.81 -54.23 38.05 36.67 10.33 33.47 200 345 PEAK 3 5924.58 51.09 68.61 -17.52 37.41 36.72 10.44 33.48 200 345 PEAK 4 5933.57 52.40 68.30 -15.90 38.70 36.73 10.46 33.49 200 345 PEAK	Blank

Mode	36	
	Band Edge - L	
	U-NII-3_5.725-5.85_802.11n HT40_CH159_Full RU_5795MHz	
ANT	8	
Pol.	Vertical	Fundamental
Peak	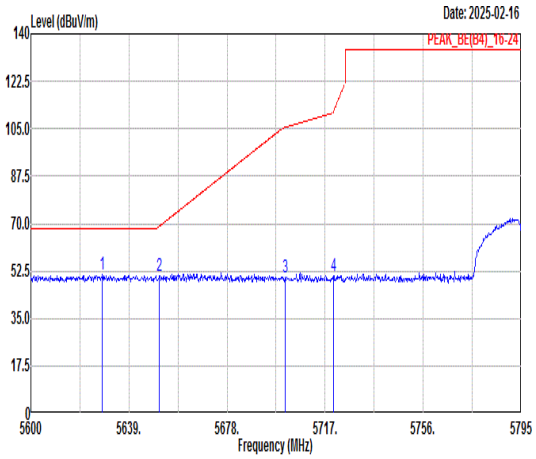 Freq Level Limit Line Margin (dB) Read Level Ant Factor Cable Loss Preamp Factor APos TPos Remark MHz dBuV/m dBuV/m dBuV dB/m dB dB cm deg 1 5628.47 51.01 68.30 -17.29 38.19 36.43 9.82 33.43 400 286 PEAK 2 5651.09 50.53 69.11 -18.58 37.65 36.45 9.86 33.43 400 286 PEAK 3 5701.21 50.43 105.54 -55.11 37.40 36.50 9.97 33.44 400 286 PEAK 4 5720.32 50.85 111.52 -60.67 37.76 36.52 10.01 33.44 400 286 PEAK	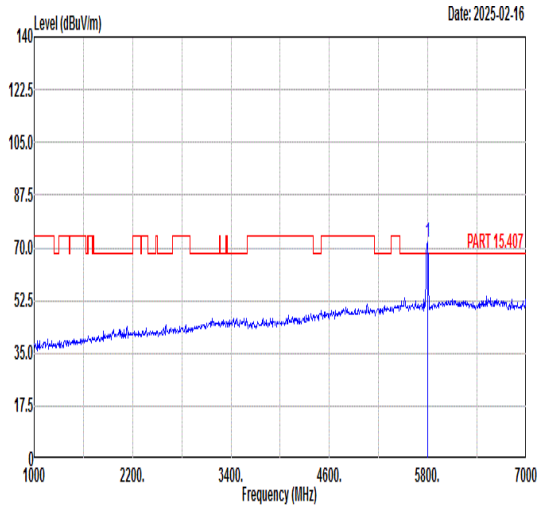 Freq Level Limit Line Margin (dB) Read Level Ant Factor Cable Loss Preamp Factor APos TPos Remark MHz dBuV/m dBuV/m dBuV dB/m dB dB cm deg 1 5795.00 71.78 ------ ------ 58.49 36.59 10.16 33.46 400 286 PEAK
Avg	Blank	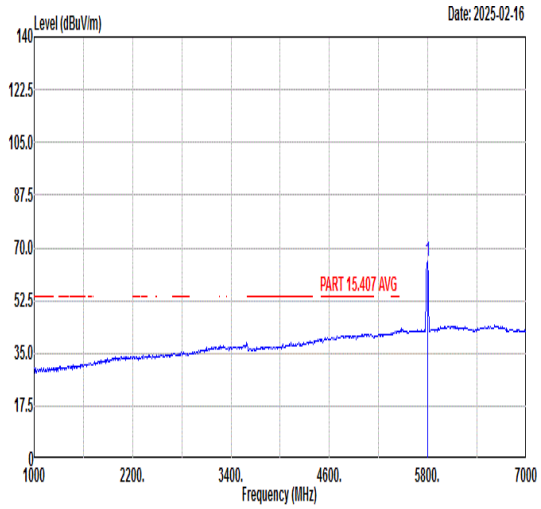 Freq Level Limit Line Margin (dB) Read Level Ant Factor Cable Loss Preamp Factor APos TPos Remark MHz dBuV/m dBuV/m dBuV dB/m dB dB cm deg 1 5795.00 65.43 ------ ------ 52.14 36.59 10.16 33.46 400 286 AVERAGE

Mode	36	
	Band Edge - R	
	U-NII-3_5.725-5.85_802.11n HT40_CH159_Full RU_5795MHz	
ANT	8	
Pol.	Vertical	Fundamental
Peak	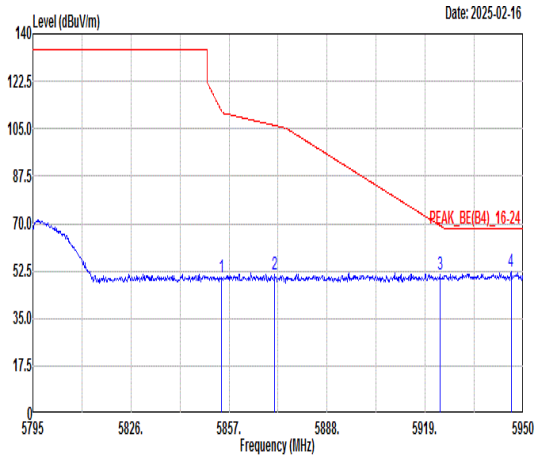 Freq Level Limit Line Margin (dB) Read Level Ant Factor Cable Loss Preamp Factor APos TPos Remark MHz dBuV/m dBuV/m dBuV dB/m dB dB cm deg 1 5854.68 50.17 111.54 -61.37 36.70 36.65 10.29 33.47 400 286 PEAK 2 5871.42 51.33 106.20 -54.87 37.80 36.67 10.33 33.47 400 286 PEAK 3 5923.65 51.00 69.29 -18.29 37.32 36.72 10.44 33.48 400 286 PEAK 4 5946.13 52.39 68.30 -15.91 38.65 36.75 10.48 33.49 400 286 PEAK	Blank

Mode	36	
	Harmonic	
	U-NII-3_5.725-5.85_802.11n HT40_CH159_Full RU_5795MHz	
ANT	8	
Pol.	Horizontal	Vertical
Peak Avg	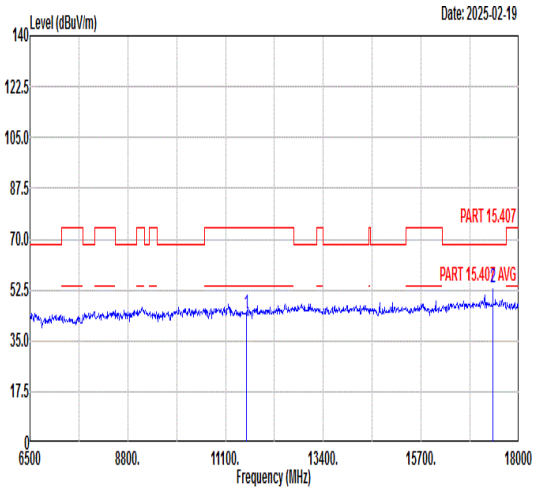 Freq Level Limit Line Margin Read Level Ant Factor Cable Loss Preamp Factor APos TPos Remark MHz dBuV/m dBuV/m dB dBuV dB/m dB dB cm deg 1 11590.00 44.11 74.00 -29.89 55.76 39.31 12.95 63.91 --- --- Peak 2 17385.00 53.22 68.30 -15.08 59.89 42.72 15.83 65.22 100 52 Peak	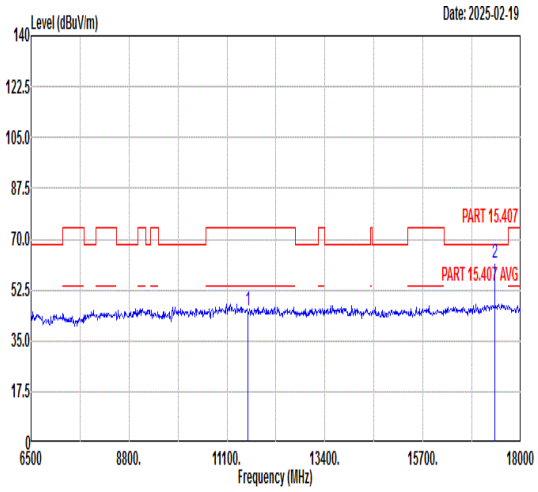 Freq Level Limit Line Margin Read Level Ant Factor Cable Loss Preamp Factor APos TPos Remark MHz dBuV/m dBuV/m dB dBuV dB/m dB dB cm deg 1 11590.00 45.20 74.00 -28.80 56.85 39.31 12.95 63.91 --- --- Peak 2 17385.00 61.66 68.30 -6.64 68.33 42.72 15.83 65.22 100 286 Peak

Mode	37	
	Band Edge - L	
	U-NII-3_5.725-5.85_802.11ac VHT80_CH155_Full RU_5775MHz	
ANT	8	
Pol.	Horizontal	Fundamental
Peak	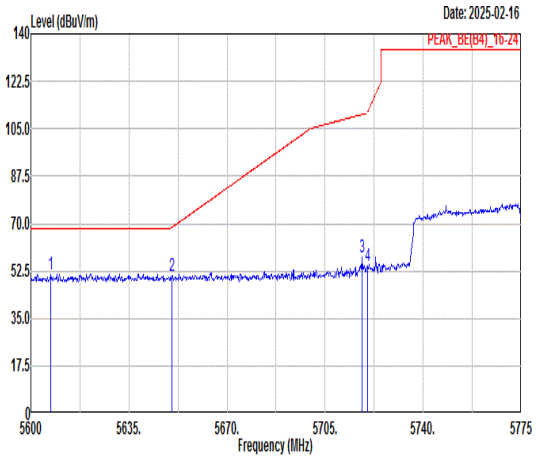 Freq Level Limit Line Margin (dB) Read Level Ant Factor Cable Loss Preamp Factor APos TPos Remark 1 5607.18 51.31 68.30 -16.99 38.55 36.41 9.77 33.42 145 0 PEAK 2 5650.40 50.68 68.60 -17.92 37.80 36.45 9.86 33.43 145 0 PEAK 3 5718.30 57.63 110.32 -52.69 44.55 36.52 10.00 33.44 145 0 PEAK 4 5720.23 54.38 111.31 -56.93 41.29 36.52 10.01 33.44 145 0 PEAK	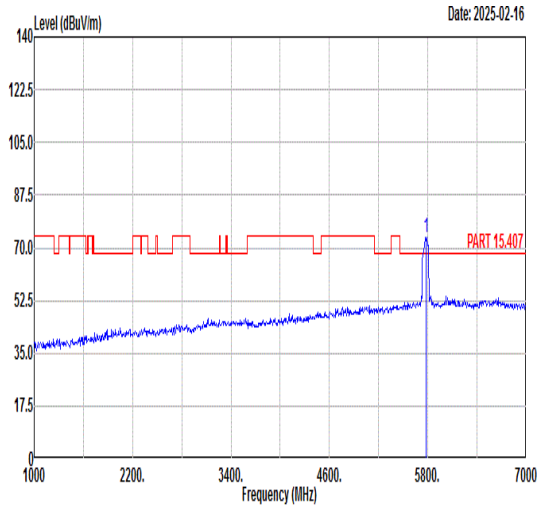 Freq Level Limit Line Margin (dB) Read Level Ant Factor Cable Loss Preamp Factor APos TPos Remark 1 5775.00 73.53 ------ ------ 60.30 36.57 10.11 33.45 145 0 PEAK
Avg	Blank	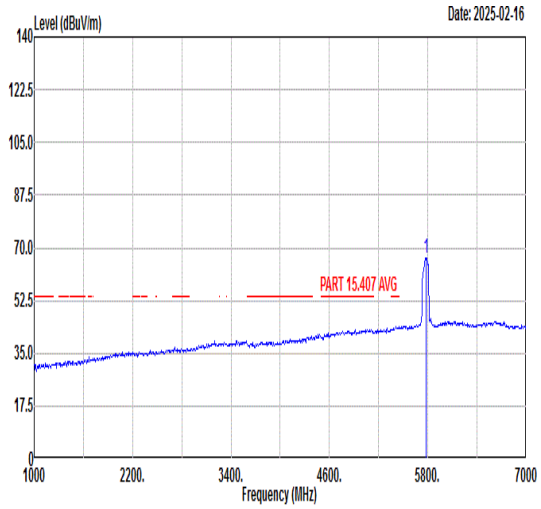 Freq Level Limit Line Margin (dB) Read Level Ant Factor Cable Loss Preamp Factor APos TPos Remark 1 5775.00 66.58 ------ ------ 53.33 36.58 10.13 33.46 145 0 AVERAGE

Mode	37	
	Band Edge - R	
	U-NII-3_5.725-5.85_802.11ac VHT80_CH155_Full RU_5775MHz	
ANT	8	
Pol.	Horizontal	Fundamental
Peak	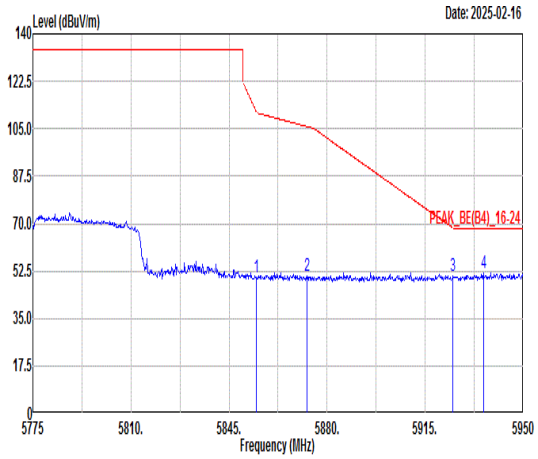 Freq Level Limit Line Margin (dB) Read Level Ant Factor Cable Loss Preamp Factor APos TPos Remark MHz dBuV/m dBuV/m dBuV dB/m dB dB cm deg 1 5854.80 50.26 111.26 -61.00 36.79 36.65 10.29 33.47 145 0 PEAK 2 5872.83 50.98 105.81 -54.83 37.45 36.67 10.33 33.47 145 0 PEAK 3 5924.98 50.68 68.32 -17.64 37.01 36.72 10.44 33.49 145 0 PEAK 4 5935.83 51.65 68.30 -16.65 37.94 36.74 10.46 33.49 145 0 PEAK	Blank

Mode	37	
	Band Edge - L	
	U-NII-3_5.725-5.85_802.11ac VHT80_CH155_Full RU_5775MHz	
ANT	8	
Pol.	Vertical	Fundamental
Peak	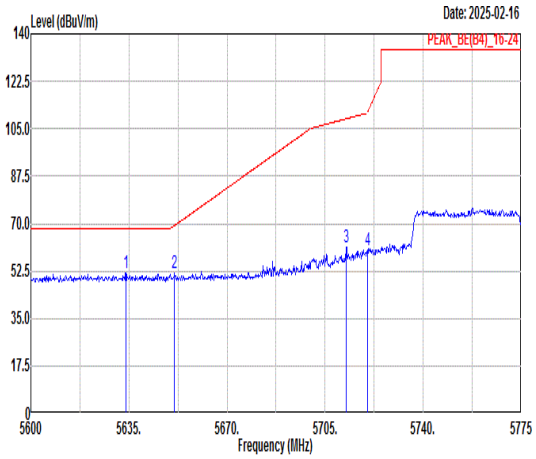 Freq Level Limit Line Margin (dB) Read Level Ant Factor Cable Loss Preamp Factor APos TPos Remark MHz dBuV/m dBuV/m dBuV dB/m dB dB cm deg 1 5633.95 51.99 68.30 -16.31 39.16 36.43 9.83 33.43 372 360 PEAK 2 5651.28 51.99 69.24 -17.25 39.11 36.45 9.86 33.43 372 360 PEAK 3 5712.53 61.39 108.71 -47.32 48.33 36.51 9.99 33.44 372 360 PEAK 4 5720.05 60.36 110.91 -50.55 47.27 36.52 10.01 33.44 372 360 PEAK	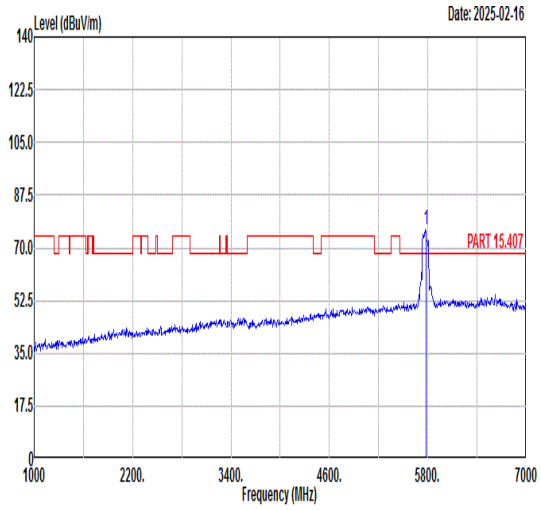 Freq Level Limit Line Margin (dB) Read Level Ant Factor Cable Loss Preamp Factor APos TPos Remark MHz dBuV/m dBuV/m dBuV dB/m dB dB cm deg 1 5775.00 75.92 ------ ------ 62.69 36.57 10.11 33.45 372 360 PEAK
Avg	Blank	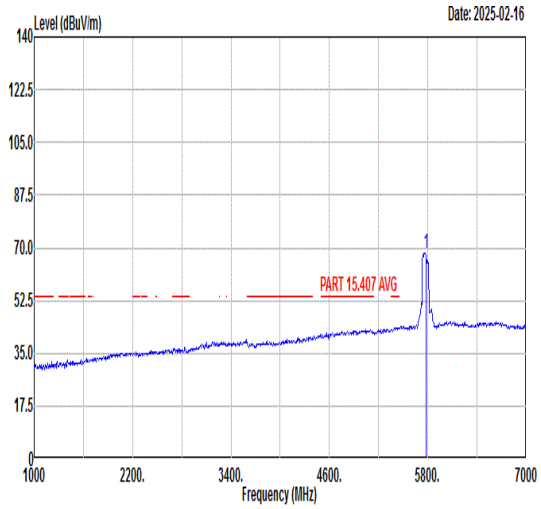 Freq Level Limit Line Margin (dB) Read Level Ant Factor Cable Loss Preamp Factor APos TPos Remark MHz dBuV/m dBuV/m dBuV dB/m dB dB cm deg 1 5775.00 68.35 ------ ------ 55.14 36.56 10.10 33.45 372 360 AVERAGE

Mode	37	
	Band Edge - R	
	U-NII-3_5.725-5.85_802.11ac VHT80_CH155_Full RU_5775MHz	
ANT	8	
Pol.	Vertical	Fundamental
Peak	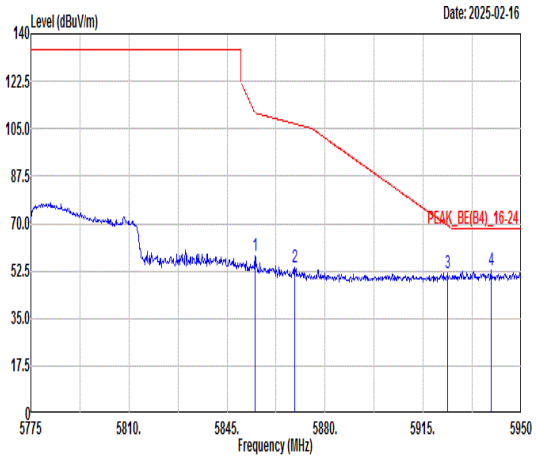 Freq Level Limit Line Margin (dB) Read Level Ant Factor Cable Loss Preamp Factor APos TPos Remark MHz dBuV/m dBuV/m dBuV dB/m dB dB cm deg 1 5854.98 57.98 110.86 -52.88 44.51 36.65 10.29 33.47 372 360 PEAK 2 5869.15 54.10 106.84 -52.74 40.58 36.67 10.32 33.47 372 360 PEAK 3 5923.75 51.99 69.22 -17.23 38.31 36.72 10.44 33.48 372 360 PEAK 4 5939.15 52.72 68.30 -15.58 39.00 36.74 10.47 33.49 372 360 PEAK	Blank

Mode	37	
	Harmonic	
	U-NII-3_5.725-5.85_802.11ac VHT80_CH155_Full RU_5775MHz	
ANT	8	
Pol.	Horizontal	Vertical
Peak Avg	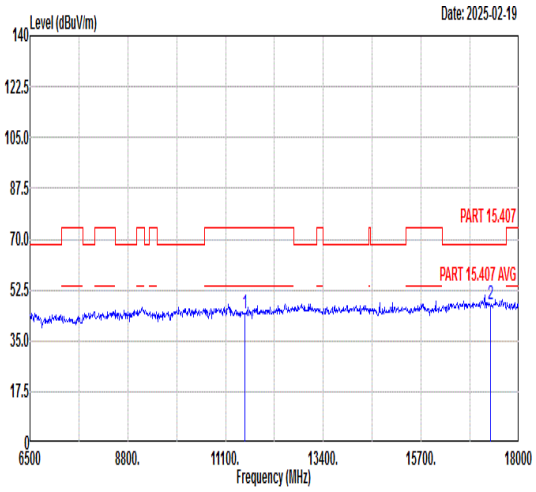 Freq Level Limit Line Margin Read Level Ant Factor Cable Loss Preamp Factor APos TPos Remark MHz dBuV/m dBuV/m dB dBuV dB/m dB dB cm deg 1 11550.00 44.64 74.00 -29.36 56.34 39.26 12.92 63.88 --- --- Peak 2 17325.00 47.75 68.30 -20.55 54.46 42.66 15.79 65.16 --- --- Peak	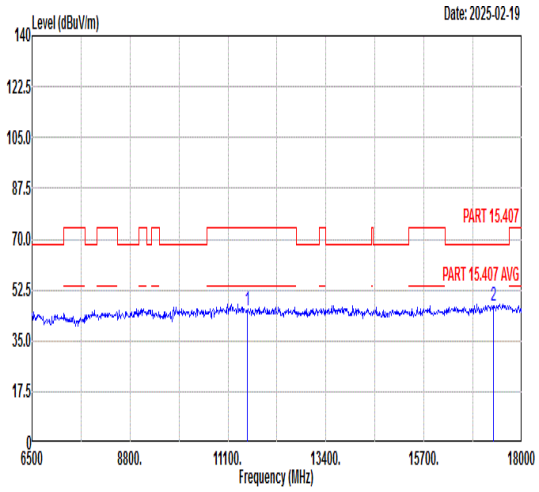 Freq Level Limit Line Margin Read Level Ant Factor Cable Loss Preamp Factor APos TPos Remark MHz dBuV/m dBuV/m dB dBuV dB/m dB dB cm deg 1 11550.00 45.59 74.00 -28.41 57.29 39.26 12.92 63.88 --- --- Peak 2 17325.00 46.92 68.30 -21.38 53.63 42.66 15.79 65.16 --- --- Peak

Mode	38	
	Band Edge	
	U-NII-1_5.15-5.25_802.11a_CH36_5180MHz	
ANT	9	
Pol.	Horizontal	Fundamental
Peak	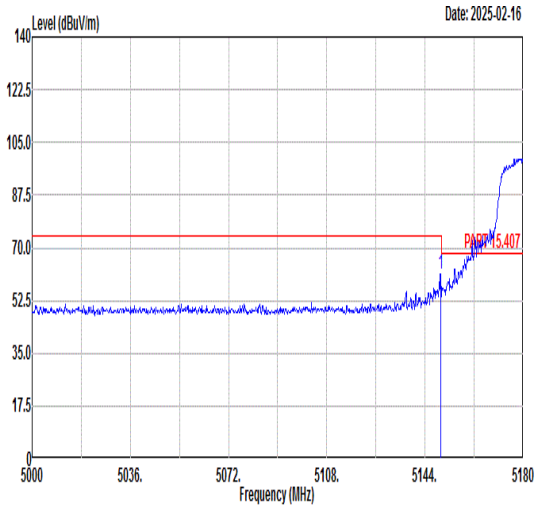 Freq Level Limit Line Margin (dB) Read Level Ant Factor Cable Loss Preamp Factor APos TPos Remark MHz dBuV/m dBuV/m dBuV dB/m dB dB cm deg 1 5149.76 61.44 74.00 -12.56 49.79 36.58 8.54 33.47 300 280 PEAK	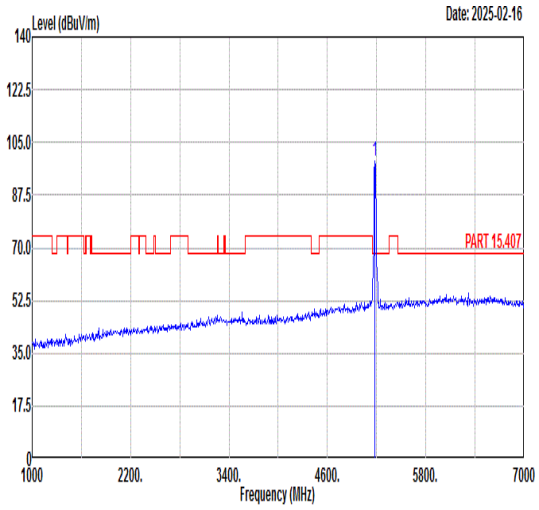 Freq Level Limit Line Margin (dB) Read Level Ant Factor Cable Loss Preamp Factor APos TPos Remark MHz dBuV/m dBuV/m dBuV dB/m dB dB cm deg 1 5180.00 99.04 ------ ------ 87.36 36.55 8.59 33.46 300 280 PEAK
Avg	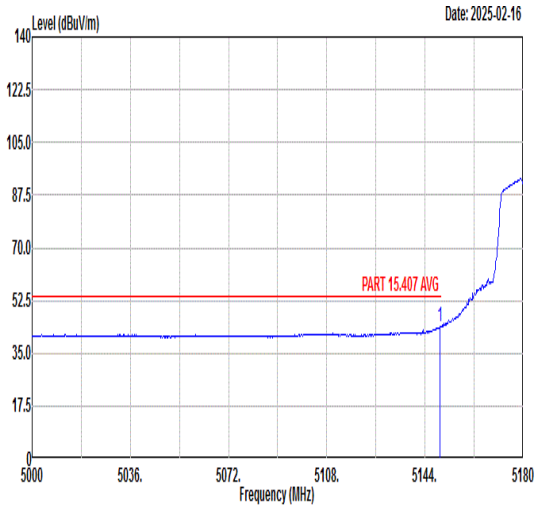 Freq Level Limit Line Margin (dB) Read Level Ant Factor Cable Loss Preamp Factor APos TPos Remark MHz dBuV/m dBuV/m dBuV dB/m dB dB cm deg 1 5149.40 44.00 54.00 -10.00 32.36 36.58 8.53 33.47 300 280 AVERAGE	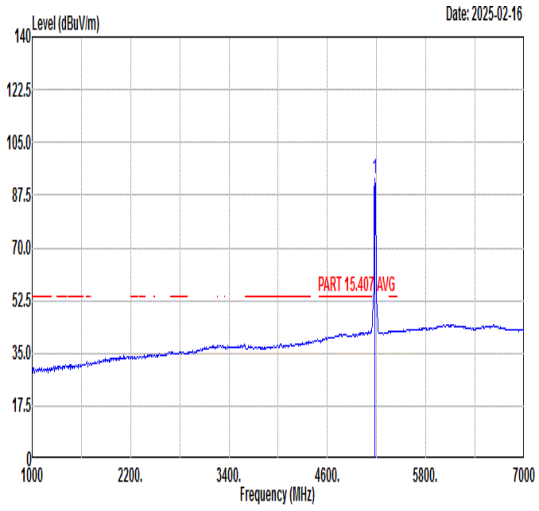 Freq Level Limit Line Margin (dB) Read Level Ant Factor Cable Loss Preamp Factor APos TPos Remark MHz dBuV/m dBuV/m dBuV dB/m dB dB cm deg 1 5180.00 92.74 ------ ------ 81.06 36.55 8.59 33.46 300 280 AVERAGE

Mode	38	
	Band Edge	
	U-NII-1_5.15-5.25_802.11a_CH36_5180MHz	
ANT	9	
Pol.	Vertical	Fundamental
Peak	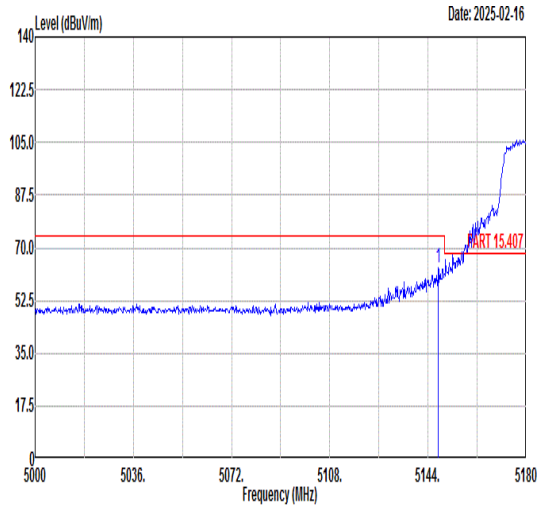 Freq Level Limit Line Margin (dB) Read Level Ant Factor Cable Loss Preamp Factor APos TPos Remark MHz dBuV/m dBuV/m dBuV dB/m dB dB cm deg 1 5147.78 63.46 74.00 -10.54 51.82 36.58 8.53 33.47 352 360 PEAK	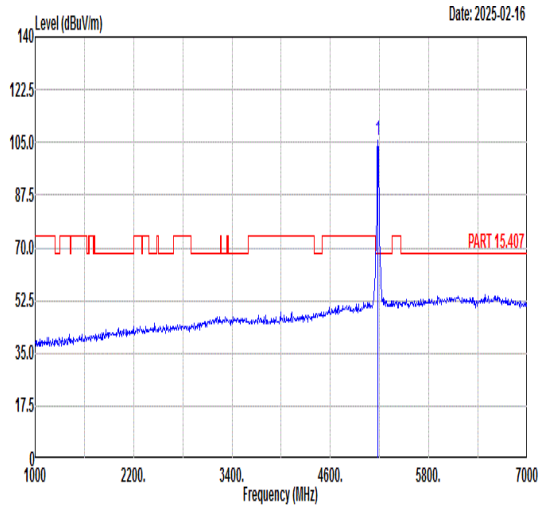 Freq Level Limit Line Margin (dB) Read Level Ant Factor Cable Loss Preamp Factor APos TPos Remark MHz dBuV/m dBuV/m dBuV dB/m dB dB cm deg 1 5180.00 105.45 ------ ------ 93.77 36.55 8.59 33.46 352 360 PEAK
Avg	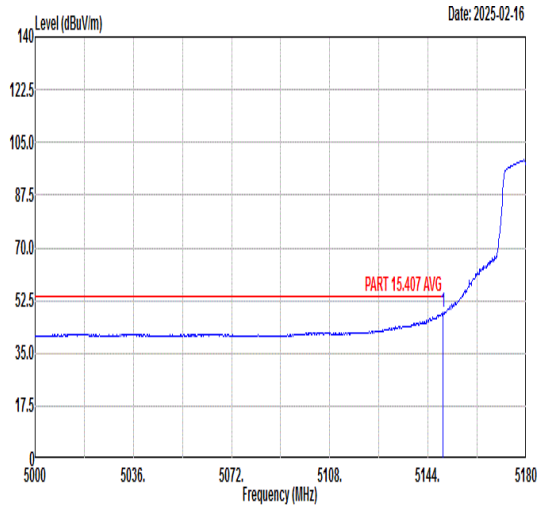 Freq Level Limit Line Margin (dB) Read Level Ant Factor Cable Loss Preamp Factor APos TPos Remark MHz dBuV/m dBuV/m dBuV dB/m dB dB cm deg 1 5149.40 48.52 54.00 -5.48 36.88 36.58 8.53 33.47 352 360 AVERAGE	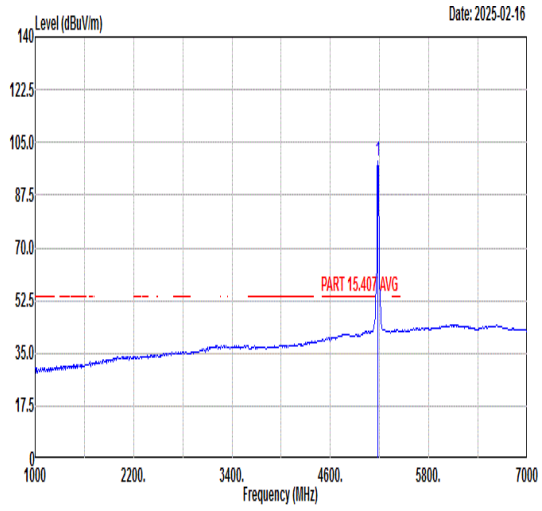 Freq Level Limit Line Margin (dB) Read Level Ant Factor Cable Loss Preamp Factor APos TPos Remark MHz dBuV/m dBuV/m dBuV dB/m dB dB cm deg 1 5180.00 98.91 ------ ------ 87.23 36.56 8.58 33.46 352 360 AVERAGE

Mode	38	
	Harmonic	
	U-NII-1_5.15-5.25_802.11a_CH36_5180MHz	
ANT	9	
Pol.	Horizontal	Vertical
Peak Avg	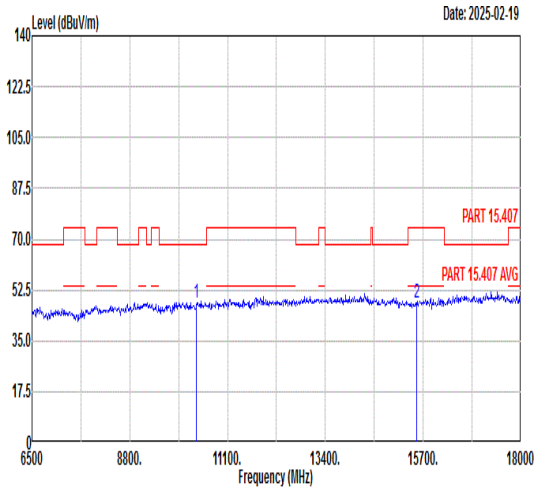 Freq Level Limit Line Margin Read Level Ant Factor Cable Loss Preamp Factor APos TPos Remark MHz dBuV/m dBuV/m dB dBuV dB/m dB dB cm deg 1 10360.00 47.94 68.30 -20.36 61.17 38.47 12.06 63.76 --- --- Peak 2 15540.00 48.33 74.00 -25.67 56.81 41.32 14.58 64.38 --- --- Peak	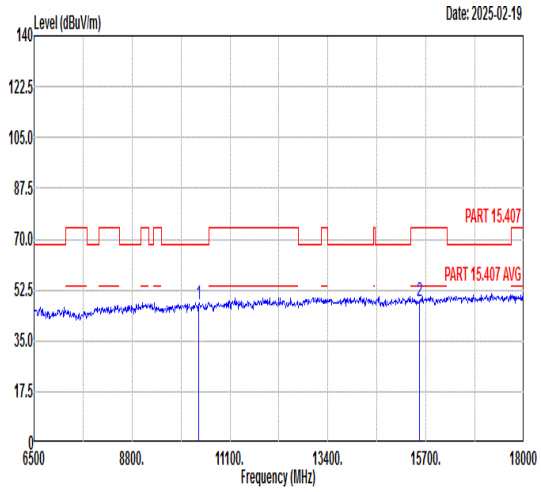 Freq Level Limit Line Margin Read Level Ant Factor Cable Loss Preamp Factor APos TPos Remark MHz dBuV/m dBuV/m dB dBuV dB/m dB dB cm deg 1 10360.00 47.60 68.30 -20.70 60.83 38.47 12.06 63.76 --- --- Peak 2 15540.00 48.71 74.00 -25.29 57.19 41.32 14.58 64.38 --- --- Peak

Mode	39	
	Harmonic	
	U-NII-1_5.15-5.25_802.11a_CH44_5220MHz	
ANT	9	
Pol.	Horizontal	Vertical
Peak Avg	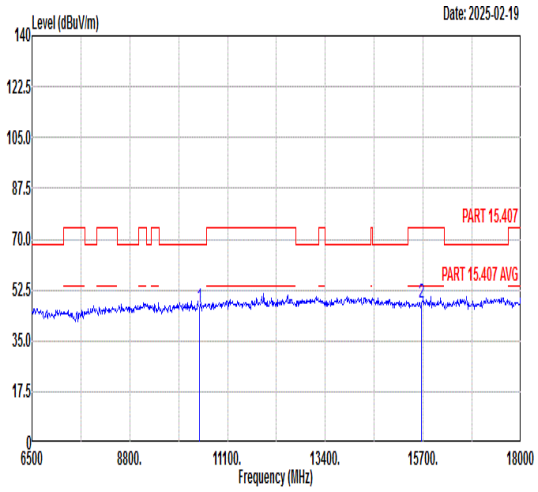 Freq Level Limit Line Margin Read Level Ant Factor Cable Loss Preamp Factor APos TPos Remark MHz dBuV/m dBuV/m dB dBuV dB/m dB dB cm deg 1 10440.00 46.54 68.30 -21.76 59.65 38.49 12.12 63.72 --- --- Peak 2 15660.00 48.13 74.00 -25.87 56.55 41.40 14.64 64.46 --- --- Peak	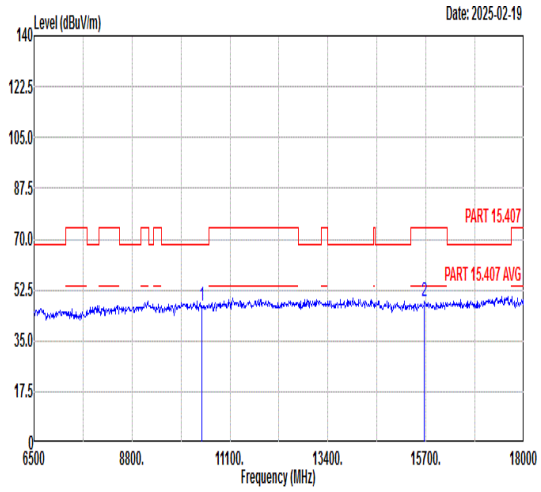 Freq Level Limit Line Margin Read Level Ant Factor Cable Loss Preamp Factor APos TPos Remark MHz dBuV/m dBuV/m dB dBuV dB/m dB dB cm deg 1 10440.00 46.77 68.30 -21.53 59.88 38.49 12.12 63.72 --- --- Peak 2 15660.00 48.49 74.00 -25.51 56.91 41.40 14.64 64.46 --- --- Peak

Mode	40	
	Harmonic	
	U-NII-1_5.15-5.25_802.11a_CH48_5240MHz	
ANT	9	
Pol.	Horizontal	Vertical
Peak Avg	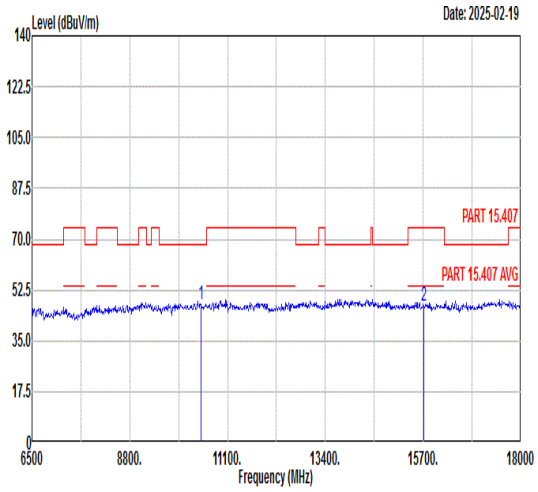 Freq Level Limit Line Margin Read Level Ant Factor Cable Loss Preamp Factor APos TPos Remark MHz dBuV/m dBuV/m dB dBuV dB/m dB dB cm deg 1 10480.00 47.74 68.30 -20.56 60.80 38.50 12.15 63.71 --- --- Peak 2 15720.00 46.88 74.00 -27.12 55.29 41.43 14.66 64.50 --- --- Peak	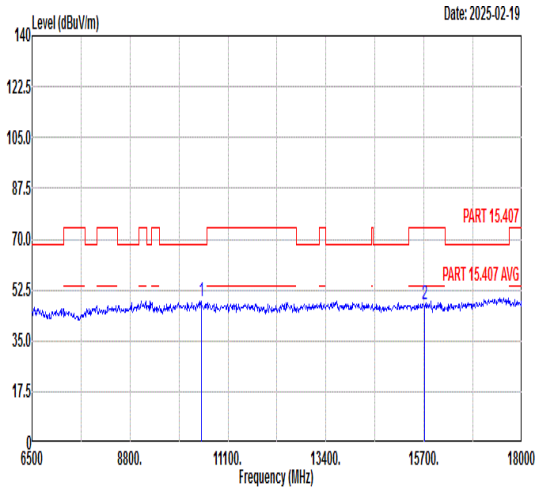 Freq Level Limit Line Margin Read Level Ant Factor Cable Loss Preamp Factor APos TPos Remark MHz dBuV/m dBuV/m dB dBuV dB/m dB dB cm deg 1 10480.00 48.56 68.30 -19.74 61.62 38.50 12.15 63.71 --- --- Peak 2 15720.00 47.33 74.00 -26.67 55.74 41.43 14.66 64.50 --- --- Peak

Mode	41	
	Harmonic	
	U-NII-2A_5.25-5.35_802.11a_CH52_5260MHz	
ANT	9	
Pol.	Horizontal	Vertical
Peak Avg	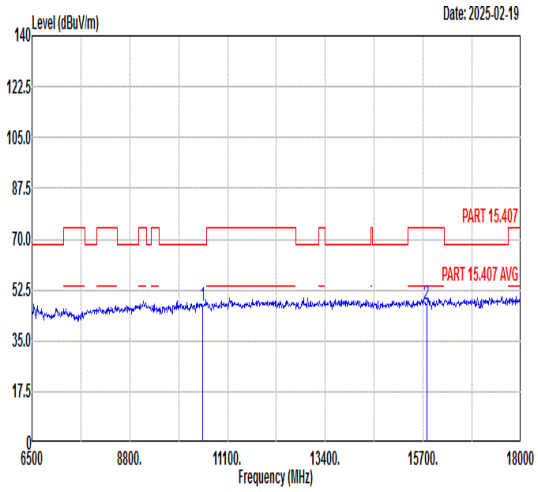 Freq Level Limit Line Margin Read Level Ant Factor Cable Loss Preamp Factor APos TPos Remark MHz dBuV/m dBuV/m dB dBuV dB/m dB dB cm deg 1 10520.00 47.25 68.30 -21.05 60.26 38.50 12.18 63.69 --- --- Peak 2 15780.00 47.72 74.00 -26.28 56.11 41.47 14.69 64.55 --- --- Peak	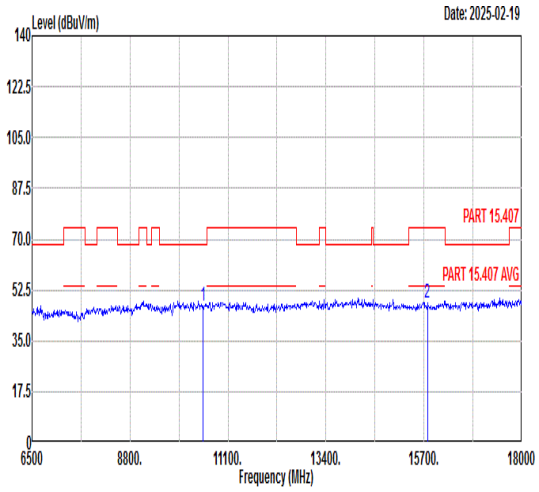 Freq Level Limit Line Margin Read Level Ant Factor Cable Loss Preamp Factor APos TPos Remark MHz dBuV/m dBuV/m dB dBuV dB/m dB dB cm deg 1 10520.00 47.00 68.30 -21.30 60.01 38.50 12.18 63.69 --- --- Peak 2 15780.00 48.24 74.00 -25.76 56.63 41.47 14.69 64.55 --- --- Peak

Mode	42	
	Harmonic	
	U-NII-2A_5.25-5.35_802.11a_CH60_5300MHz	
ANT	9	
Pol.	Horizontal	Vertical
Peak Avg	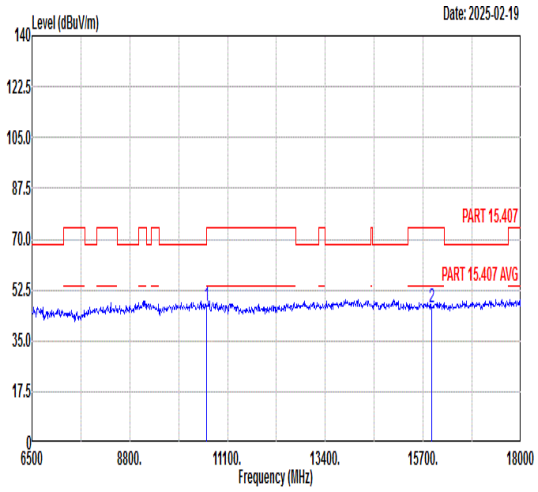 Freq Level Limit Line Margin Read Level Ant Factor Cable Loss Preamp Factor APos TPos Remark MHz dBuV/m dBuV/m dB dBuV dB/m dB dB cm deg 1 10600.00 47.27 74.00 -26.73 60.18 38.52 12.23 63.66 --- --- Peak 2 15900.00 46.52 74.00 -27.48 54.86 41.54 14.75 64.63 --- --- Peak	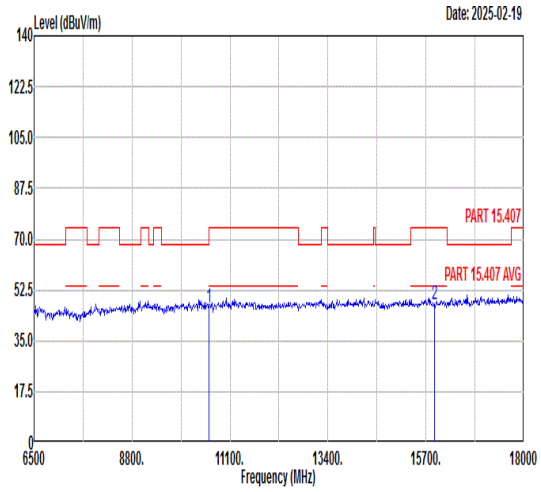 Freq Level Limit Line Margin Read Level Ant Factor Cable Loss Preamp Factor APos TPos Remark MHz dBuV/m dBuV/m dB dBuV dB/m dB dB cm deg 1 10600.00 46.75 74.00 -27.25 59.66 38.52 12.23 63.66 --- --- Peak 2 15900.00 47.40 74.00 -26.60 55.74 41.54 14.75 64.63 --- --- Peak

Mode	43	
	Band Edge	
	U-NII-2A_5.25-5.35_802.11a_CH64_5320MHz	
ANT	9	
Pol.	Horizontal	Fundamental
Peak	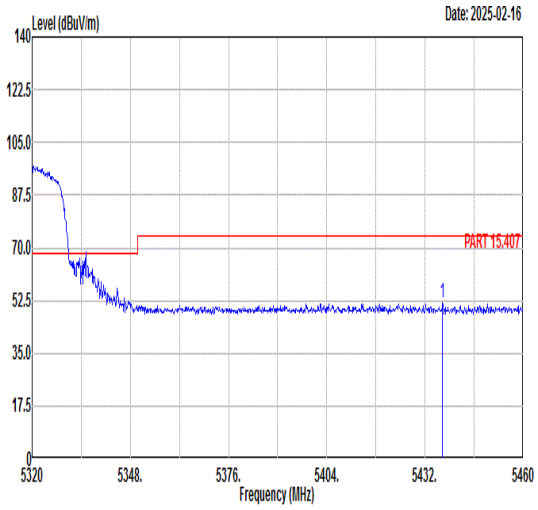 Freq Level Limit Line Margin (dB) Read Level Ant Factor Cable Loss Preamp Factor APos TPos Remark MHz dBuV/m dBuV/m dBuV dB/m dB dB cm deg 1 5437.04 51.54 74.00 -22.46 38.92 36.35 9.68 33.41 400 101 PEAK	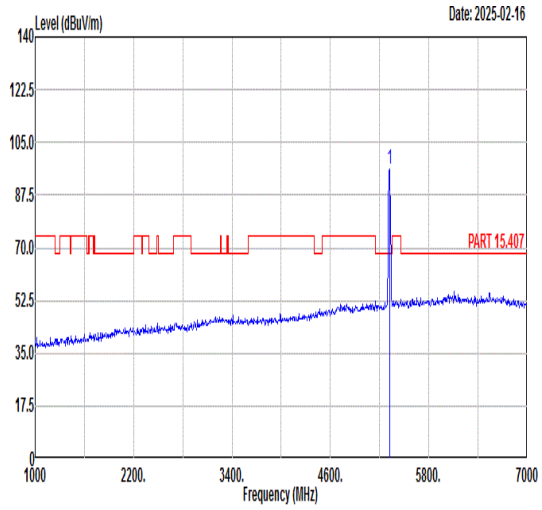 Freq Level Limit Line Margin (dB) Read Level Ant Factor Cable Loss Preamp Factor APos TPos Remark MHz dBuV/m dBuV/m dBuV dB/m dB dB cm deg 1 5320.00 96.24 ------ ------ 84.03 36.44 9.21 33.44 400 101 PEAK
Avg	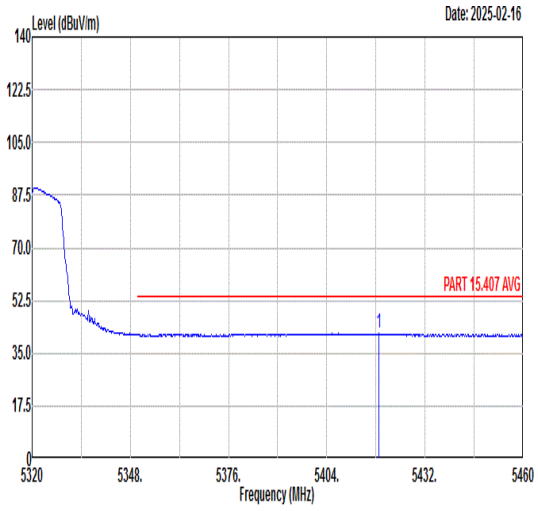 Freq Level Limit Line Margin (dB) Read Level Ant Factor Cable Loss Preamp Factor APos TPos Remark MHz dBuV/m dBuV/m dBuV dB/m dB dB cm deg 1 5418.84 41.53 54.00 -12.47 28.92 36.36 9.67 33.42 400 101 AVERAGE	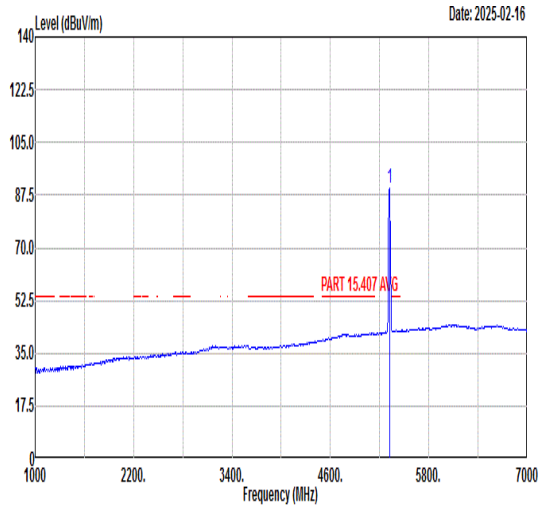 Freq Level Limit Line Margin (dB) Read Level Ant Factor Cable Loss Preamp Factor APos TPos Remark MHz dBuV/m dBuV/m dBuV dB/m dB dB cm deg 1 5320.00 90.02 ------ ------ 77.81 36.44 9.21 33.44 400 101 AVERAGE

Mode	43	
	Band Edge	
	U-NII-2A_5.25-5.35_802.11a_CH64_5320MHz	
ANT	9	
Pol.	Vertical	Fundamental
Peak	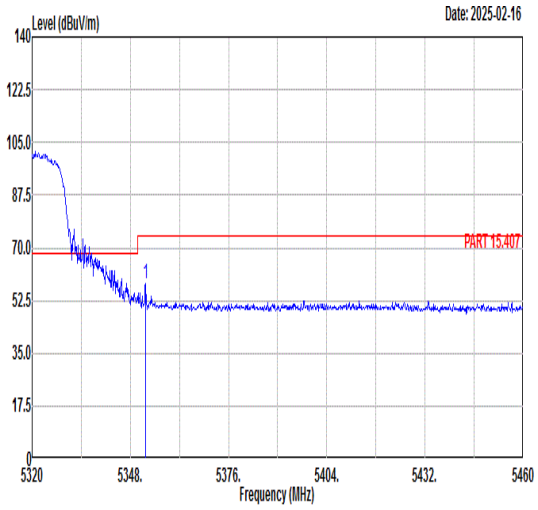 Freq Level Limit Line Margin (dB) Read Level Ant Factor Cable Loss Preamp Factor APos TPos Remark MHz dBuV/m dBuV/m dBuV dB/m dB dB cm deg 1 5352.34 58.02 74.00 -15.98 45.65 36.42 9.38 33.43 300 316 PEAK	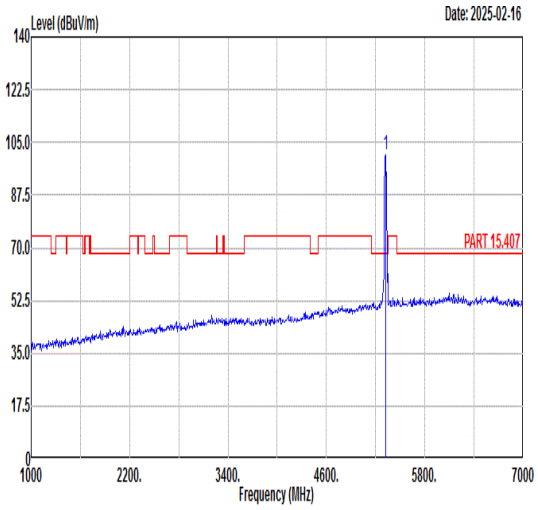 Freq Level Limit Line Margin (dB) Read Level Ant Factor Cable Loss Preamp Factor APos TPos Remark MHz dBuV/m dBuV/m dBuV dB/m dB dB cm deg 1 5320.00 100.99 ------ ------ 88.78 36.44 9.21 33.44 300 316 PEAK
Avg	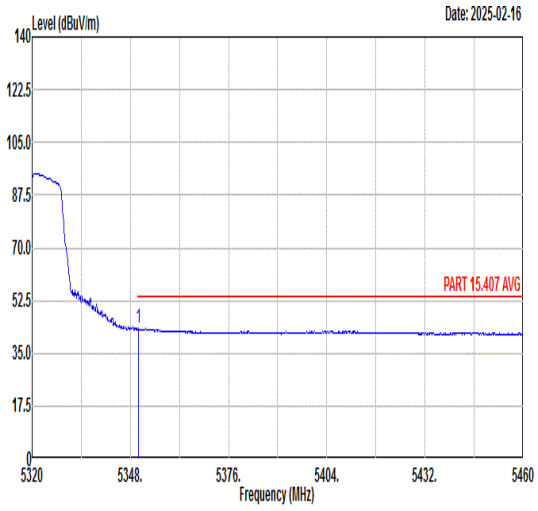 Freq Level Limit Line Margin (dB) Read Level Ant Factor Cable Loss Preamp Factor APos TPos Remark MHz dBuV/m dBuV/m dBuV dB/m dB dB cm deg 1 5350.24 43.50 54.00 -10.50 31.14 36.42 9.37 33.43 300 316 AVERAGE	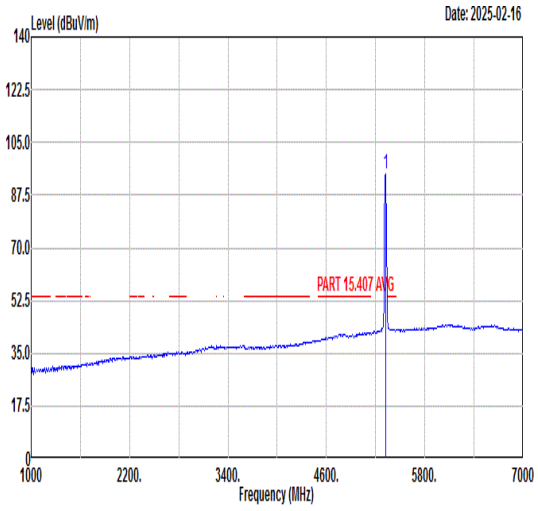 Freq Level Limit Line Margin (dB) Read Level Ant Factor Cable Loss Preamp Factor APos TPos Remark MHz dBuV/m dBuV/m dBuV dB/m dB dB cm deg 1 5320.00 94.60 ------ ------ 82.39 36.44 9.21 33.44 300 316 AVERAGE

Mode	43	
	Harmonic	
	U-NII-2A_5.25-5.35_802.11a_CH64_5320MHz	
ANT	9	
Pol.	Horizontal	Vertical
Peak Avg	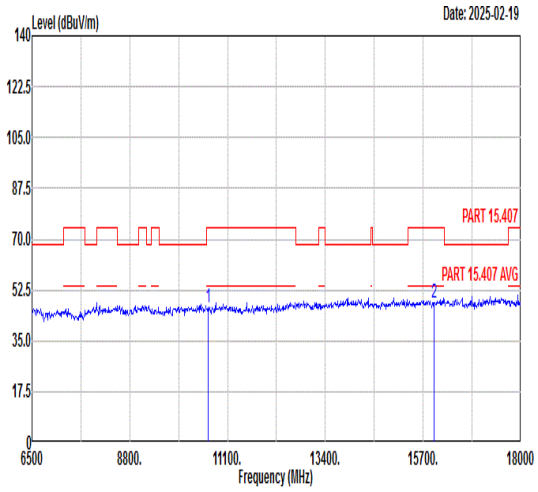 Freq Level Limit Line Margin Read Level Ant Factor Cable Loss Preamp Factor APos TPos Remark MHz dBuV/m dBuV/m dB dBuV dB/m dB dB cm deg 1 10640.00 46.74 74.00 -27.26 59.59 38.53 12.26 63.64 --- --- Peak 2 15960.00 47.86 74.00 -26.14 56.18 41.58 14.77 64.67 --- --- Peak	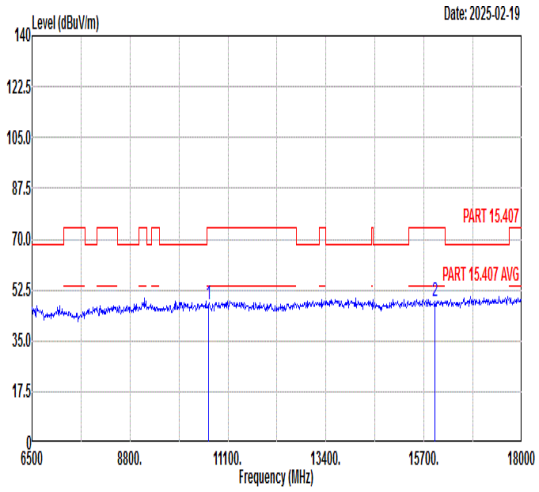 Freq Level Limit Line Margin Read Level Ant Factor Cable Loss Preamp Factor APos TPos Remark MHz dBuV/m dBuV/m dB dBuV dB/m dB dB cm deg 1 10640.00 47.65 74.00 -26.35 60.50 38.53 12.26 63.64 --- --- Peak 2 15960.00 48.56 74.00 -25.44 56.88 41.58 14.77 64.67 --- --- Peak

Mode	44	
	Band Edge	
	U-NII-2C_5.47-5.725_802.11a_CH100_5500MHz	
ANT	9	
Pol.	Horizontal	Fundamental
Peak	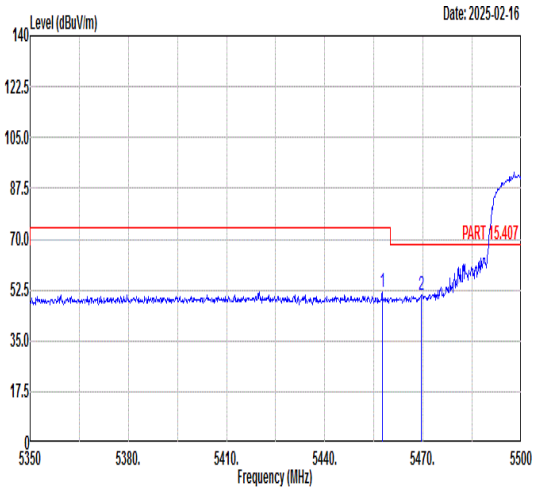 Freq Level Limit Line Margin (dB) Read Level Ant Factor Cable Loss Preamp Factor APos TPos Remark 1 5457.55 51.98 74.00 -22.02 39.37 36.33 9.69 33.41 300 205 PEAK 2 5469.40 50.63 68.30 -17.67 38.03 36.32 9.69 33.41 300 205 PEAK	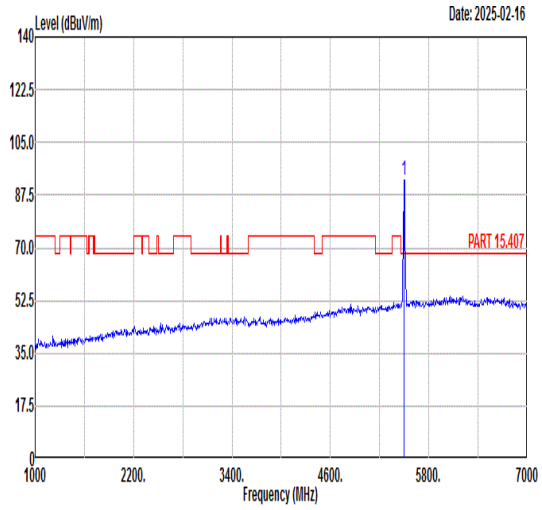 Freq Level Limit Line Margin (dB) Read Level Ant Factor Cable Loss Preamp Factor APos TPos Remark 1 5500.00 92.40 ------ ------ 79.78 36.31 9.71 33.40 300 205 PEAK
Avg	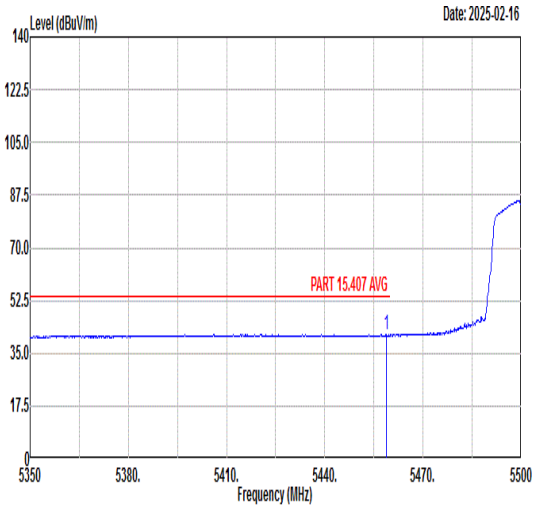 Freq Level Limit Line Margin (dB) Read Level Ant Factor Cable Loss Preamp Factor APos TPos Remark 1 5458.90 41.26 54.00 -12.74 28.65 36.33 9.69 33.41 300 205 AVERAGE	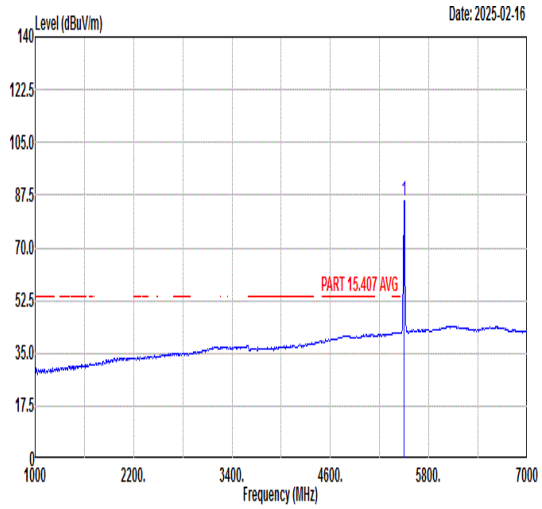 Freq Level Limit Line Margin (dB) Read Level Ant Factor Cable Loss Preamp Factor APos TPos Remark 1 5500.00 85.73 ------ ------ 73.12 36.30 9.71 33.40 300 205 AVERAGE

Mode	44	
	Band Edge	
	U-NII-2C_5.47-5.725_802.11a_CH100_5500MHz	
ANT	9	
Pol.	Vertical	Fundamental
Peak	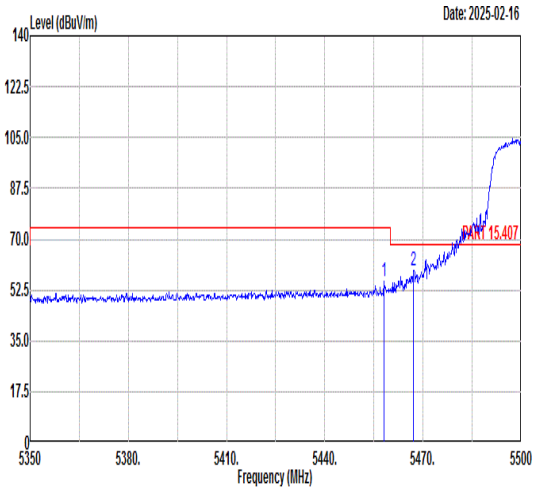 Freq Level Limit Line Margin (dB) Read Level Ant Factor Cable Loss Preamp Factor APos TPos Remark MHz dBuV/m dBuV/m dBuV dB/m dB dB cm deg 1 5458.15 55.23 74.00 -18.77 42.62 36.33 9.69 33.41 311 360 PEAK 2 5467.15 59.36 68.30 -8.94 46.75 36.33 9.69 33.41 311 360 PEAK	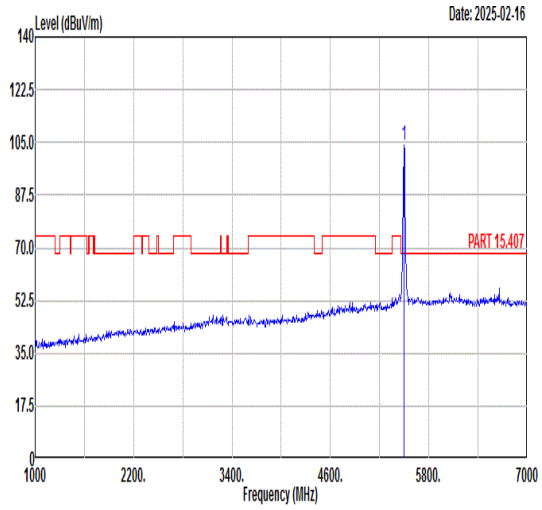 Freq Level Limit Line Margin (dB) Read Level Ant Factor Cable Loss Preamp Factor APos TPos Remark MHz dBuV/m dBuV/m dBuV dB/m dB dB cm deg 1 5500.00 103.93 ------ ------ 91.32 36.30 9.71 33.40 311 360 PEAK
Avg	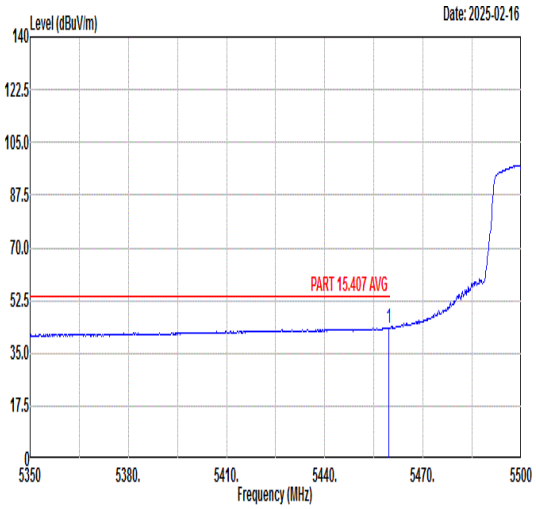 Freq Level Limit Line Margin (dB) Read Level Ant Factor Cable Loss Preamp Factor APos TPos Remark MHz dBuV/m dBuV/m dBuV dB/m dB dB cm deg 1 5459.50 43.49 54.00 -10.51 30.88 36.33 9.69 33.41 311 360 AVERAGE	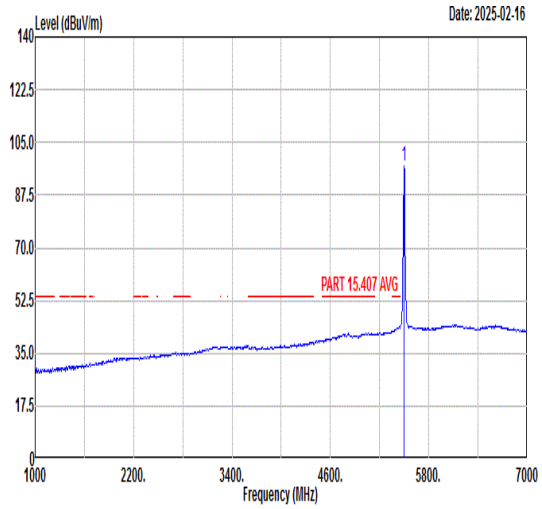 Freq Level Limit Line Margin (dB) Read Level Ant Factor Cable Loss Preamp Factor APos TPos Remark MHz dBuV/m dBuV/m dBuV dB/m dB dB cm deg 1 5500.00 97.20 ------ ------ 84.59 36.30 9.71 33.40 311 360 AVERAGE

Mode	44	
	Harmonic	
	U-NII-2C_5.47-5.725_802.11a_CH100_5500MHz	
ANT	9	
Pol.	Horizontal	Vertical
Peak Avg	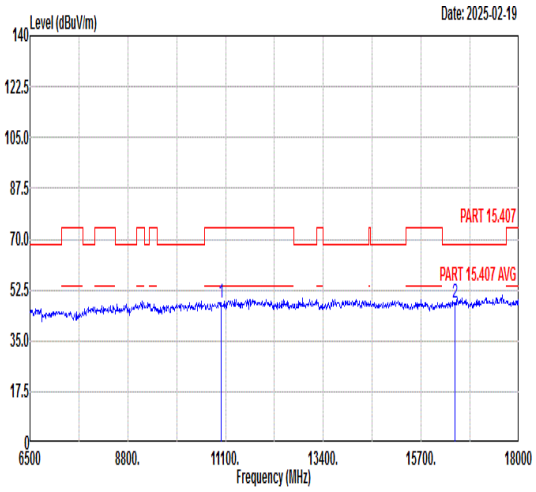 Freq Level Limit Line Margin Read Level Ant Factor Cable Loss Preamp Factor APos TPos Remark MHz dBuV/m dBuV/m dB dBuV dB/m dB dB cm deg 1 11000.00 48.13 74.00 -25.87 60.51 38.60 12.52 63.50 --- --- Peak 2 16500.00 48.21 68.30 -20.09 55.84 41.95 15.17 64.75 --- --- Peak	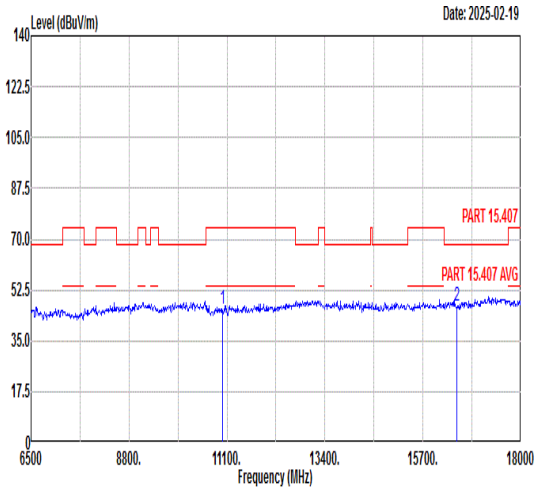 Freq Level Limit Line Margin Read Level Ant Factor Cable Loss Preamp Factor APos TPos Remark MHz dBuV/m dBuV/m dB dBuV dB/m dB dB cm deg 1 11000.00 45.98 74.00 -28.02 58.36 38.60 12.52 63.50 --- --- Peak 2 16500.00 46.98 68.30 -21.32 54.61 41.95 15.17 64.75 --- --- Peak

Mode	45	
	Harmonic	
	U-NII-2C_5.47-5.725_802.11a_CH116_5580MHz	
ANT	9	
Pol.	Horizontal	Vertical
Peak Avg	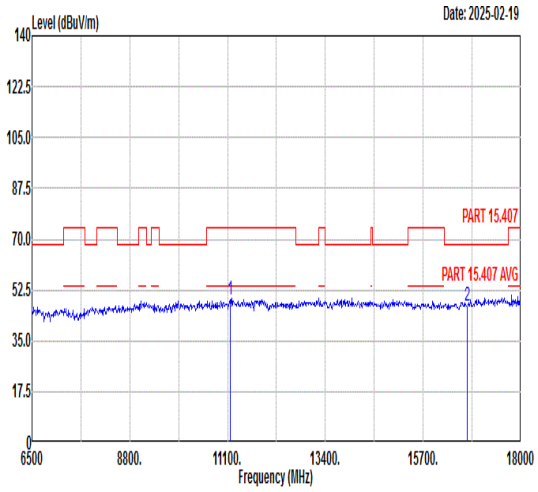 Freq Level Limit Line Margin Read Level Ant Factor Cable Loss Preamp Factor APos TPos Remark MHz dBuV/m dBuV/m dB dBuV dB/m dB dB cm deg 1 11160.00 49.11 74.00 -24.89 61.29 38.79 12.64 63.61 --- --- Peak 2 16740.00 47.26 68.30 -21.04 54.56 42.12 15.35 64.77 --- --- Peak	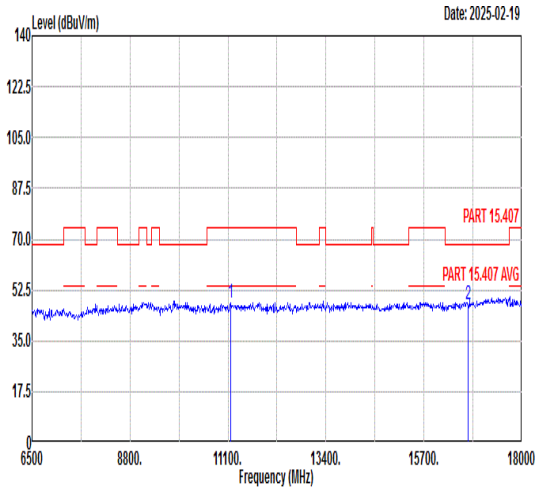 Freq Level Limit Line Margin Read Level Ant Factor Cable Loss Preamp Factor APos TPos Remark MHz dBuV/m dBuV/m dB dBuV dB/m dB dB cm deg 1 11160.00 48.30 74.00 -25.70 60.48 38.79 12.64 63.61 --- --- Peak 2 16740.00 47.66 68.30 -20.64 54.96 42.12 15.35 64.77 --- --- Peak

Mode	46	
	Band Edge	
	U-NII-2C_5.47-5.725_802.11a_CH140_5700MHz	
ANT	9	
Pol.	Horizontal	Fundamental
Peak	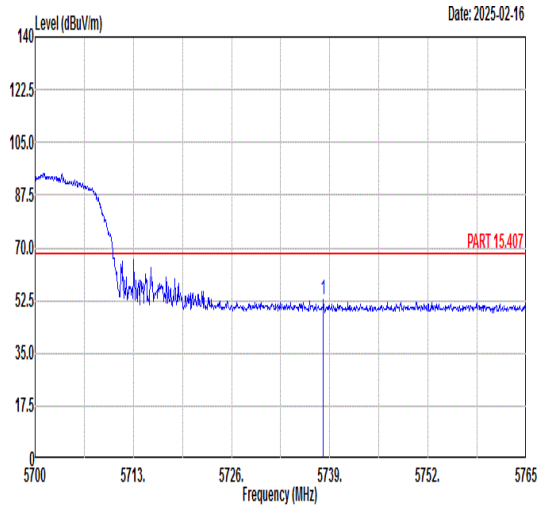 Freq Level Limit Line Margin (dB) Read Level Ant Factor Cable Loss Preamp Factor APos TPos Remark MHz dBuV/m dBuV/m dBuV dB/m dB dB cm deg 1 5738.16 52.60 68.30 -15.70 39.46 36.54 10.05 33.45 400 233 PEAK	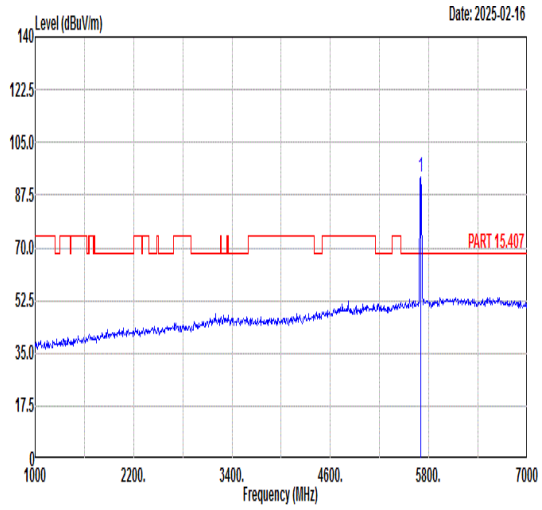 Freq Level Limit Line Margin (dB) Read Level Ant Factor Cable Loss Preamp Factor APos TPos Remark MHz dBuV/m dBuV/m dBuV dB/m dB dB cm deg 1 5700.00 93.56 ------ ------ 80.54 36.50 9.96 33.44 400 233 PEAK
Avg	Blank	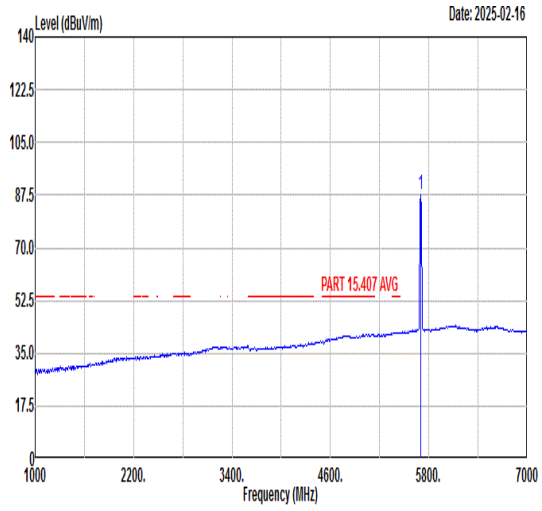 Freq Level Limit Line Margin (dB) Read Level Ant Factor Cable Loss Preamp Factor APos TPos Remark MHz dBuV/m dBuV/m dBuV dB/m dB dB cm deg 1 5700.00 87.46 ------ ------ 74.44 36.50 9.96 33.44 400 233 AVERAGE

Mode	46	
	Band Edge	
	U-NII-2C_5.47-5.725_802.11a_CH140_5700MHz	
ANT	9	
Pol.	Vertical	Fundamental
Peak	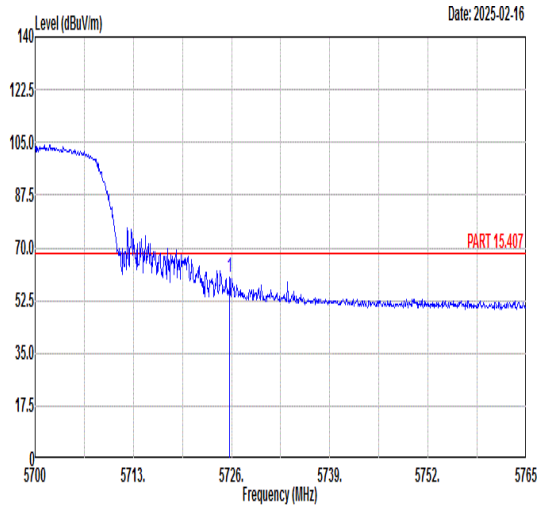 Freq Level Limit Line Margin (dB) Read Level Ant Factor Cable Loss Preamp Factor APos TPos Remark MHz dBuV/m dBuV/m dBuV dB/m dB dB cm deg 1 5725.74 60.48 68.30 -7.82 47.38 36.53 10.02 33.45 373 360 PEAK	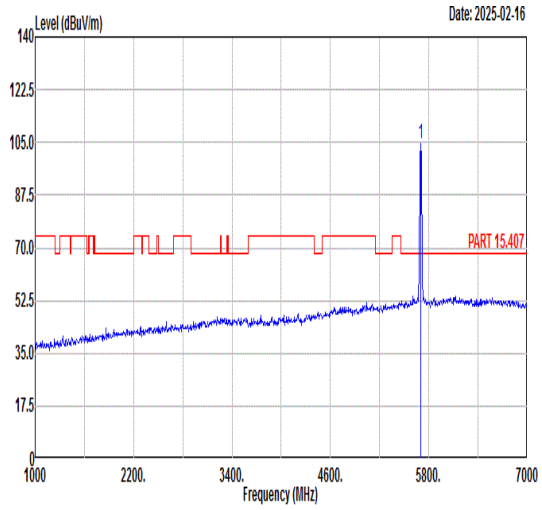 Freq Level Limit Line Margin (dB) Read Level Ant Factor Cable Loss Preamp Factor APos TPos Remark MHz dBuV/m dBuV/m dBuV dB/m dB dB cm deg 1 5700.00 104.36 ------ ------ 91.33 36.50 9.97 33.44 373 360 PEAK
Avg	Blank	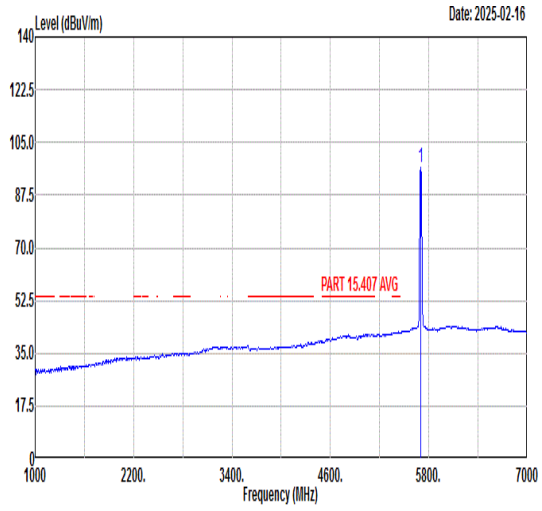 Freq Level Limit Line Margin (dB) Read Level Ant Factor Cable Loss Preamp Factor APos TPos Remark MHz dBuV/m dBuV/m dBuV dB/m dB dB cm deg 1 5700.00 96.91 ------ ------ 83.89 36.50 9.96 33.44 373 360 AVERAGE

Mode	46	
	Harmonic	
	U-NII-2C_5.47-5.725_802.11a_CH140_5700MHz	
ANT	9	
Pol.	Horizontal	Vertical
Peak Avg	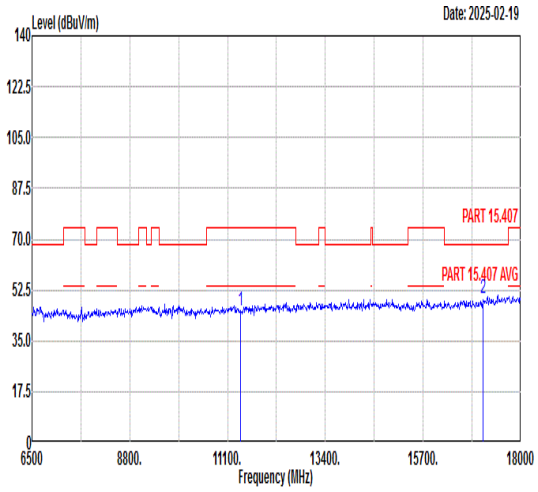 Freq Level Limit Line Margin Read Level Ant Factor Cable Loss Preamp Factor APos TPos Remark MHz dBuV/m dBuV/m dB dBuV dB/m dB dB cm deg 1 11400.00 45.47 74.00 -28.53 57.36 39.08 12.81 63.78 --- --- Peak 2 17100.00 49.52 68.30 -18.78 56.40 42.41 15.62 64.91 --- --- Peak	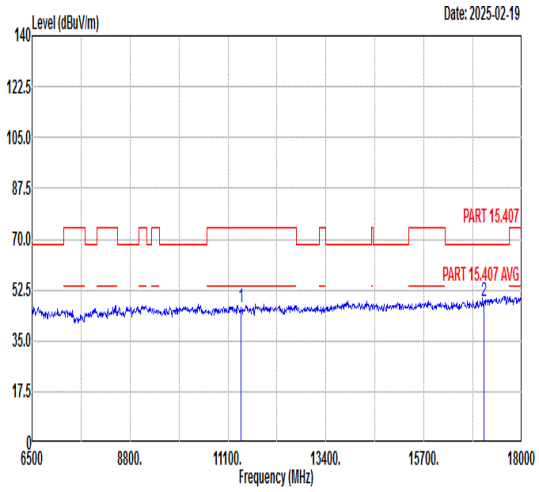 Freq Level Limit Line Margin Read Level Ant Factor Cable Loss Preamp Factor APos TPos Remark MHz dBuV/m dBuV/m dB dBuV dB/m dB dB cm deg 1 11400.00 46.42 74.00 -27.58 58.31 39.08 12.81 63.78 --- --- Peak 2 17100.00 48.46 68.30 -19.84 55.34 42.41 15.62 64.91 --- --- Peak

Mode	47	
	Band Edge	
	U-NII-1_5.15-5.25_802.11n HT20_CH36_Full RU_5180MHz	
ANT	9	
Pol.	Horizontal	Fundamental
Peak	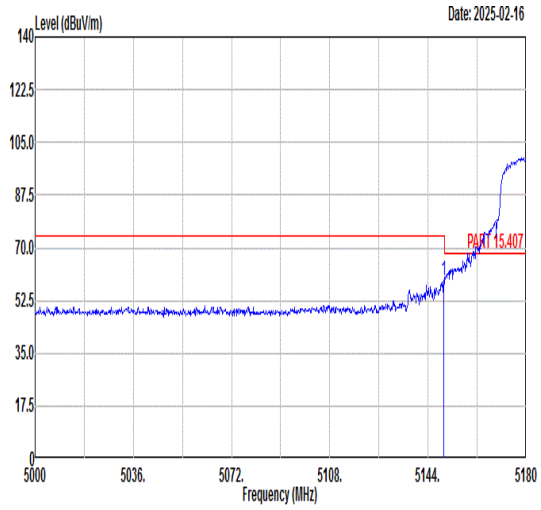 Freq Level Limit Line Margin (dB) Read Level Ant Factor Cable Loss Preamp Factor APos TPos Remark MHz dBuV/m dBuV/m dBuV dB/m dB dB cm deg 1 5149.76 59.00 74.00 -15.00 47.35 36.58 8.54 33.47 339 66 PEAK	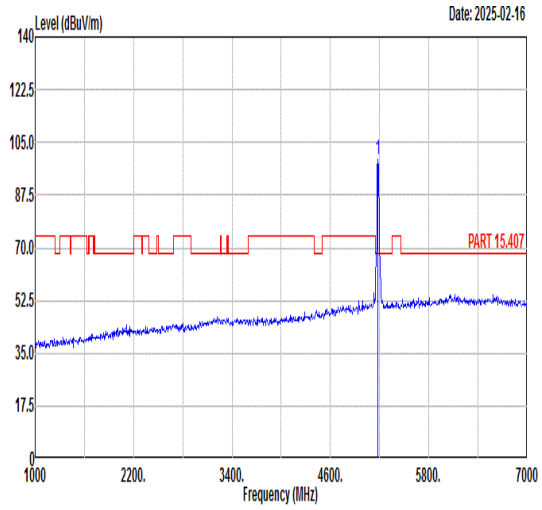 Freq Level Limit Line Margin (dB) Read Level Ant Factor Cable Loss Preamp Factor APos TPos Remark MHz dBuV/m dBuV/m dBuV dB/m dB dB cm deg 1 5180.00 99.40 ------ ------ 87.72 36.56 8.58 33.46 339 66 PEAK
Avg	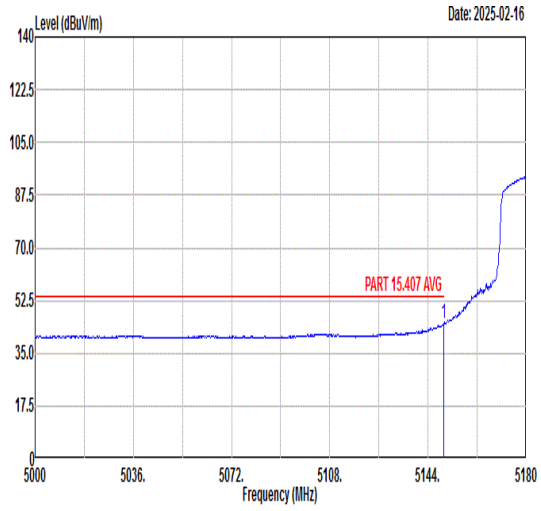 Freq Level Limit Line Margin (dB) Read Level Ant Factor Cable Loss Preamp Factor APos TPos Remark MHz dBuV/m dBuV/m dBuV dB/m dB dB cm deg 1 5149.76 44.99 54.00 -9.01 33.34 36.58 8.54 33.47 339 66 AVERAGE	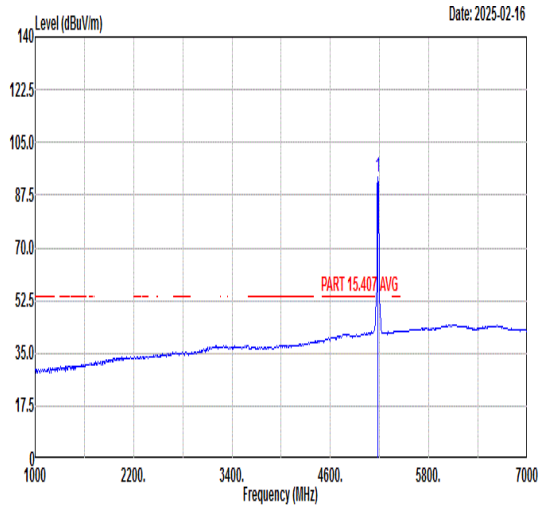 Freq Level Limit Line Margin (dB) Read Level Ant Factor Cable Loss Preamp Factor APos TPos Remark MHz dBuV/m dBuV/m dBuV dB/m dB dB cm deg 1 5180.00 93.25 ------ ------ 81.57 36.55 8.59 33.46 339 66 AVERAGE

Mode	47	
	Band Edge	
	U-NII-1_5.15-5.25_802.11n HT20_CH36_Full RU_5180MHz	
ANT	9	
Pol.	Vertical	Fundamental
Peak	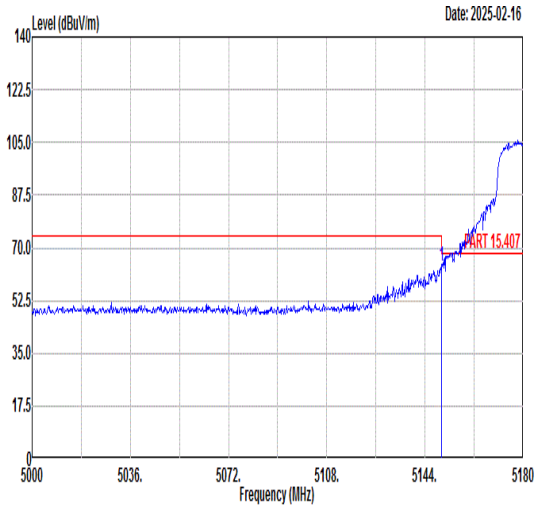 Freq Level Limit Line Margin (dB) Read Level Ant Factor Cable Loss Preamp Factor APos TPos Remark MHz dBuV/m dBuV/m dBuV dB/m dB dB cm deg 1 5149.94 63.88 74.00 -10.12 52.23 36.58 8.54 33.47 351 360 PEAK	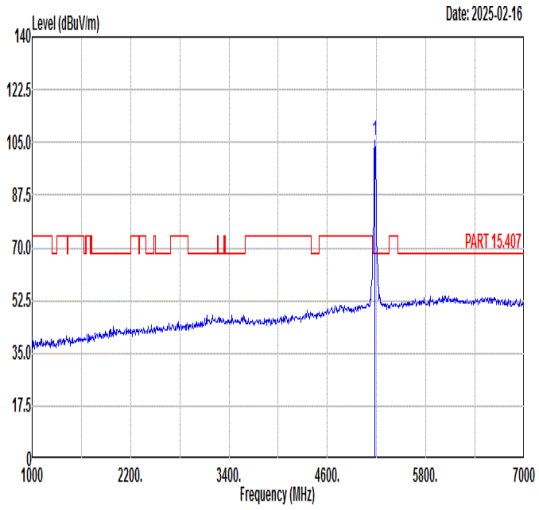 Freq Level Limit Line Margin (dB) Read Level Ant Factor Cable Loss Preamp Factor APos TPos Remark MHz dBuV/m dBuV/m dBuV dB/m dB dB cm deg 1 5180.00 105.56 ------ ------ 93.88 36.55 8.59 33.46 351 360 PEAK
Avg	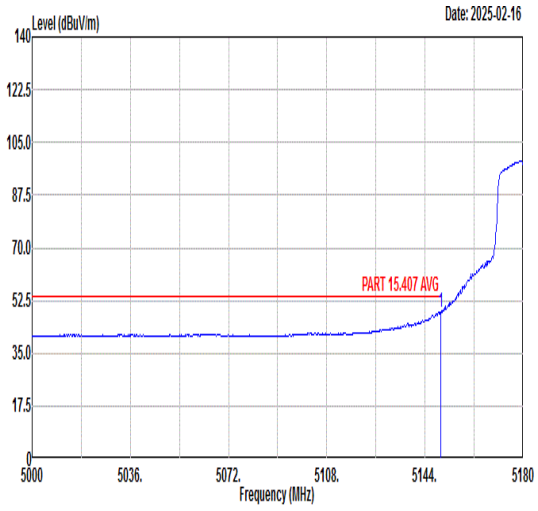 Freq Level Limit Line Margin (dB) Read Level Ant Factor Cable Loss Preamp Factor APos TPos Remark MHz dBuV/m dBuV/m dBuV dB/m dB dB cm deg 1 5149.76 48.80 54.00 -5.20 37.15 36.58 8.54 33.47 351 360 AVERAGE	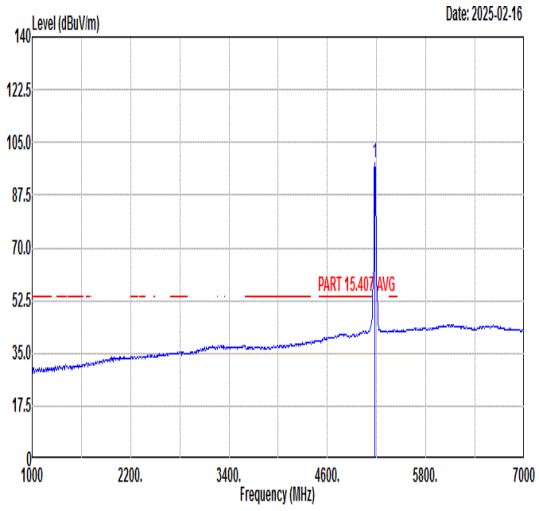 Freq Level Limit Line Margin (dB) Read Level Ant Factor Cable Loss Preamp Factor APos TPos Remark MHz dBuV/m dBuV/m dBuV dB/m dB dB cm deg 1 5180.00 98.52 ------ ------ 86.84 36.55 8.59 33.46 351 360 AVERAGE

Mode	47	
	Harmonic	
	U-NII-1_5.15-5.25_802.11n HT20_CH36_Full RU_5180MHz	
ANT	9	
Pol.	Horizontal	Vertical
Peak Avg	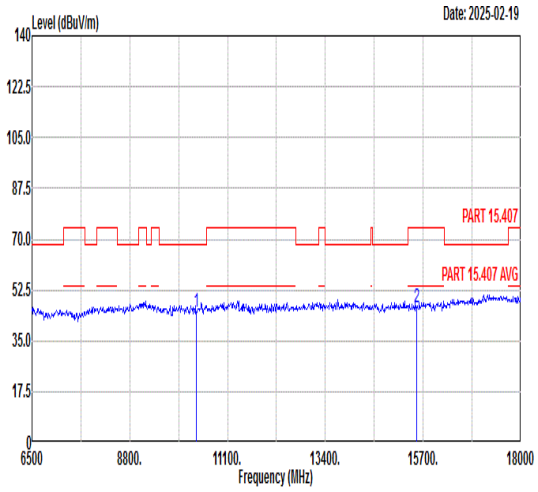 Freq Level Limit Line Margin Read Level Ant Factor Cable Loss Preamp Factor APos TPos Remark MHz dBuV/m dBuV/m dB dBuV dB/m dB dB cm deg 1 10360.00 44.99 68.30 -23.31 58.22 38.47 12.06 63.76 --- --- Peak 2 15540.00 46.75 74.00 -27.25 55.23 41.32 14.58 64.38 --- --- Peak	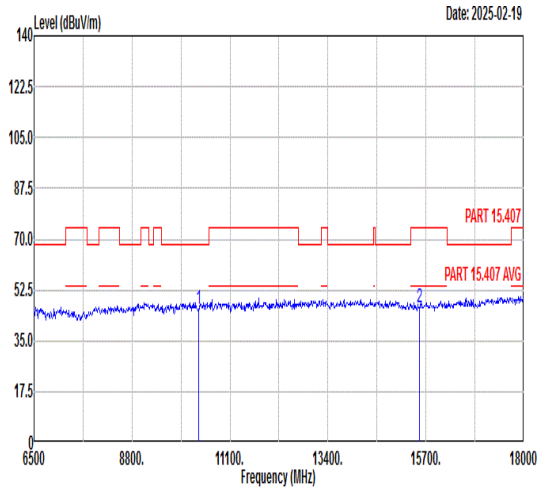 Freq Level Limit Line Margin Read Level Ant Factor Cable Loss Preamp Factor APos TPos Remark MHz dBuV/m dBuV/m dB dBuV dB/m dB dB cm deg 1 10360.00 45.98 68.30 -22.32 59.21 38.47 12.06 63.76 --- --- Peak 2 15540.00 46.55 74.00 -27.45 55.03 41.32 14.58 64.38 --- --- Peak

Mode	48	
	Harmonic	
	U-NII-1_5.15-5.25_802.11n HT20_CH44_Full RU_5220MHz	
ANT	9	
Pol.	Horizontal	Vertical
Peak Avg	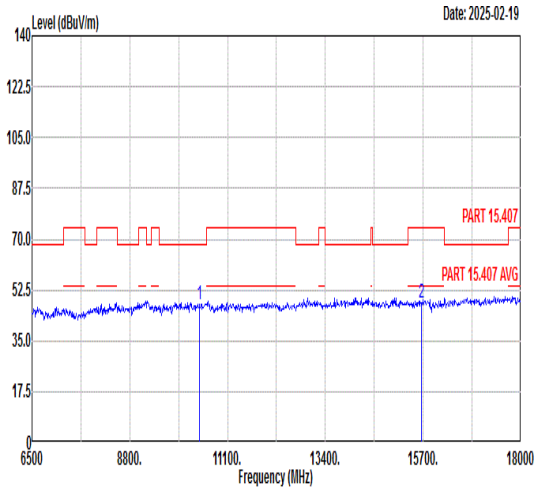 Freq Level Limit Line Margin Read Level Ant Factor Cable Loss Preamp Factor APos TPos Remark MHz dBuV/m dBuV/m dB dBuV dB/m dB dB cm deg 1 10440.00 47.33 68.30 -20.97 60.44 38.49 12.12 63.72 --- --- Peak 2 15660.00 47.84 74.00 -26.16 56.26 41.40 14.64 64.46 --- --- Peak	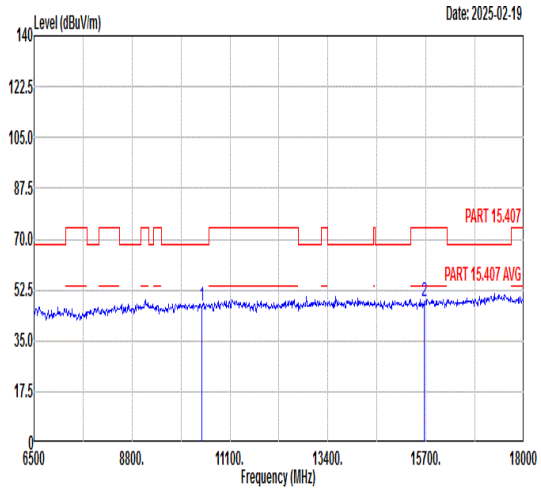 Freq Level Limit Line Margin Read Level Ant Factor Cable Loss Preamp Factor APos TPos Remark MHz dBuV/m dBuV/m dB dBuV dB/m dB dB cm deg 1 10440.00 46.88 68.30 -21.42 59.99 38.49 12.12 63.72 --- --- Peak 2 15660.00 48.63 74.00 -25.37 57.05 41.40 14.64 64.46 --- --- Peak

Mode	49	
	Harmonic	
	U-NII-1_5.15-5.25_802.11n HT20_CH48_Full RU_5240MHz	
ANT	9	
Pol.	Horizontal	Vertical
Peak Avg	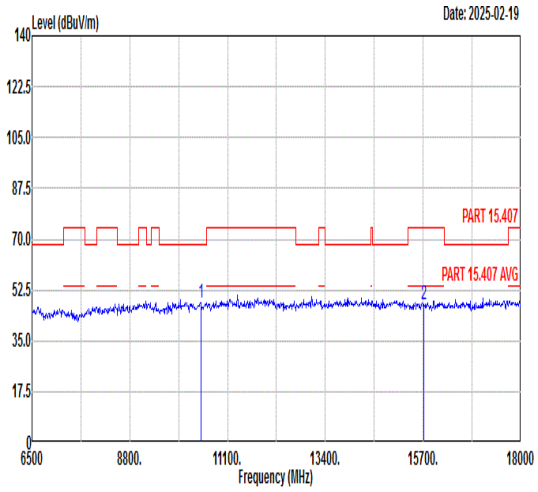 Freq Level Limit Line Margin Read Level Ant Factor Cable Loss Preamp Factor APos TPos Remark MHz dBuV/m dBuV/m dB dBuV dB/m dB dB cm deg 1 10480.00 48.32 68.30 -19.98 61.38 38.50 12.15 63.71 --- --- Peak 2 15720.00 47.45 74.00 -26.55 55.86 41.43 14.66 64.50 --- --- Peak	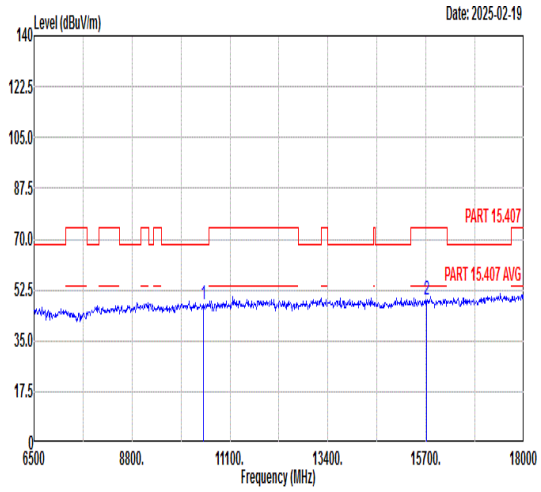 Freq Level Limit Line Margin Read Level Ant Factor Cable Loss Preamp Factor APos TPos Remark MHz dBuV/m dBuV/m dB dBuV dB/m dB dB cm deg 1 10480.00 47.44 68.30 -20.86 60.50 38.50 12.15 63.71 --- --- Peak 2 15720.00 48.97 74.00 -25.03 57.38 41.43 14.66 64.50 --- --- Peak

Mode	50	
	Harmonic	
	U-NII-2A_5.25-5.35_802.11n HT20_CH52_Full RU_5260MHz	
ANT	9	
Pol.	Horizontal	Vertical
Peak Avg	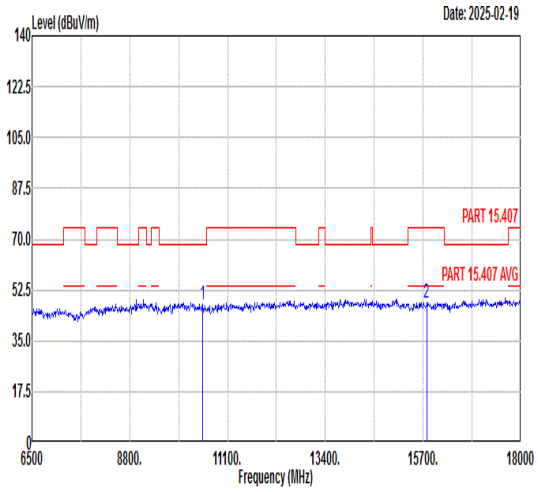 Freq Level Limit Line Margin Read Level Ant Factor Cable Loss Preamp Factor APos TPos Remark MHz dBuV/m dBuV/m dB dBuV dB/m dB dB cm deg 1 10520.00 47.38 68.30 -20.92 60.39 38.50 12.18 63.69 --- --- Peak 2 15780.00 47.85 74.00 -26.15 56.24 41.47 14.69 64.55 --- --- Peak	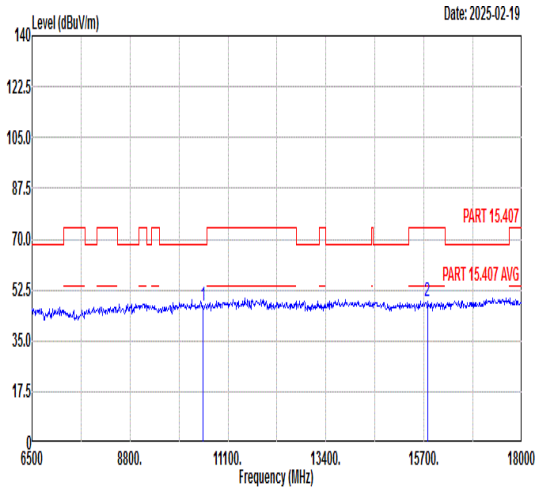 Freq Level Limit Line Margin Read Level Ant Factor Cable Loss Preamp Factor APos TPos Remark MHz dBuV/m dBuV/m dB dBuV dB/m dB dB cm deg 1 10520.00 47.14 68.30 -21.16 60.15 38.50 12.18 63.69 --- --- Peak 2 15780.00 48.80 74.00 -25.20 57.19 41.47 14.69 64.55 --- --- Peak

Mode	51	
	Harmonic	
	U-NII-2A_5.25-5.35_802.11n HT20_CH60_Full RU_5300MHz	
ANT	9	
Pol.	Horizontal	Vertical
Peak Avg	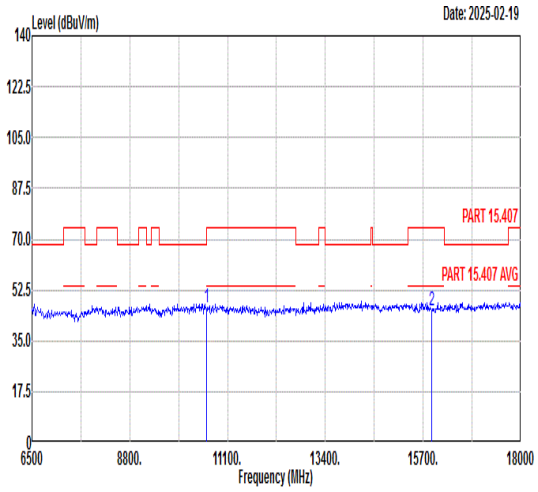 Freq Level Limit Line Margin Read Level Ant Factor Cable Loss Preamp Factor APos TPos Remark MHz dBuV/m dBuV/m dB dBuV dB/m dB dB cm deg 1 10600.00 46.27 74.00 -27.73 59.18 38.52 12.23 63.66 --- --- Peak 2 15900.00 45.18 74.00 -28.82 53.52 41.54 14.75 64.63 --- --- Peak	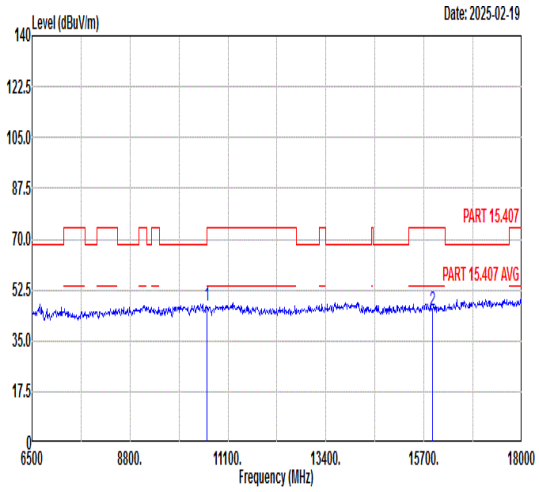 Freq Level Limit Line Margin Read Level Ant Factor Cable Loss Preamp Factor APos TPos Remark MHz dBuV/m dBuV/m dB dBuV dB/m dB dB cm deg 1 10600.00 47.04 74.00 -26.96 59.95 38.52 12.23 63.66 --- --- Peak 2 15900.00 45.28 74.00 -28.72 53.62 41.54 14.75 64.63 --- --- Peak

Mode	52	
	Band Edge	
	U-NII-2A_5.25-5.35_802.11n HT20_CH64_Full RU_5320MHz	
ANT	9	
Pol.	Horizontal	Fundamental
Peak	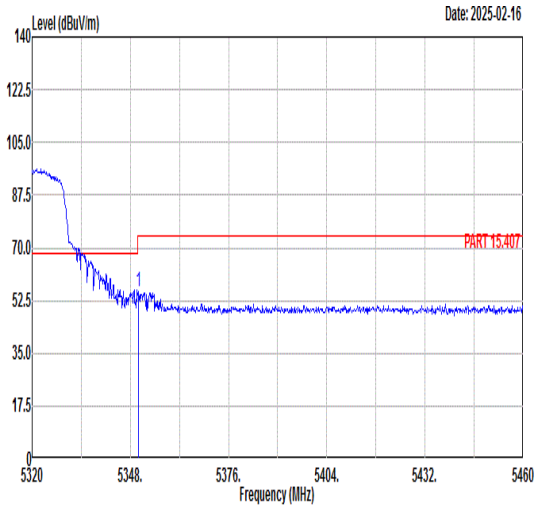 Freq Level Limit Line Margin (dB) Read Level Ant Factor Cable Loss Preamp Factor APos TPos Remark MHz dBuV/m dBuV/m dBuV dB/m dB dB cm deg 1 5350.38 55.47 74.00 -18.53 43.11 36.42 9.37 33.43 368 80 PEAK	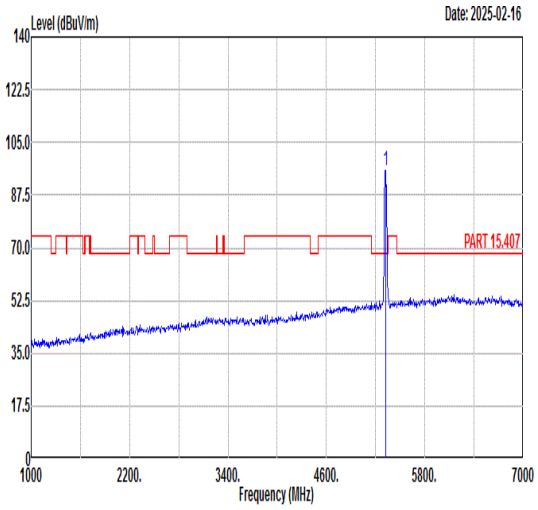 Freq Level Limit Line Margin (dB) Read Level Ant Factor Cable Loss Preamp Factor APos TPos Remark MHz dBuV/m dBuV/m dBuV dB/m dB dB cm deg 1 5320.00 95.72 ------ ------ 83.51 36.44 9.21 33.44 368 80 PEAK
Avg	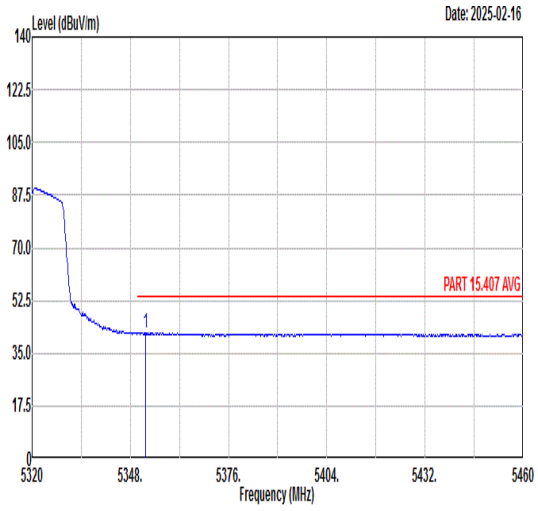 Freq Level Limit Line Margin (dB) Read Level Ant Factor Cable Loss Preamp Factor APos TPos Remark MHz dBuV/m dBuV/m dBuV dB/m dB dB cm deg 1 5352.34 41.76 54.00 -12.24 29.39 36.42 9.38 33.43 368 80 AVERAGE	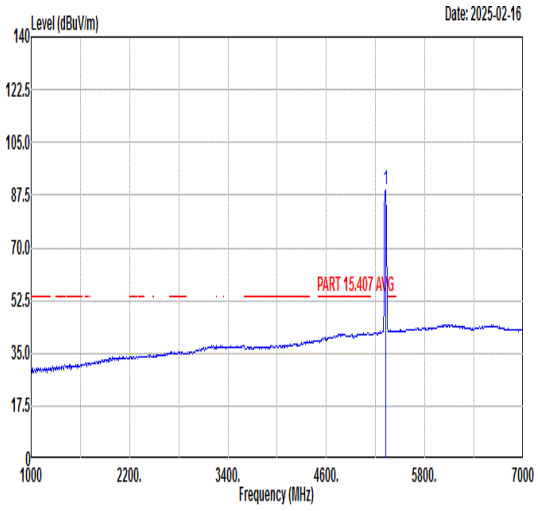 Freq Level Limit Line Margin (dB) Read Level Ant Factor Cable Loss Preamp Factor APos TPos Remark MHz dBuV/m dBuV/m dBuV dB/m dB dB cm deg 1 5320.00 89.49 ------ ------ 77.28 36.44 9.21 33.44 368 80 AVERAGE

Mode	52	
	Band Edge	
	U-NII-2A_5.25-5.35_802.11n HT20_CH64_Full RU_5320MHz	
ANT	9	
Pol.	Vertical	Fundamental
Peak	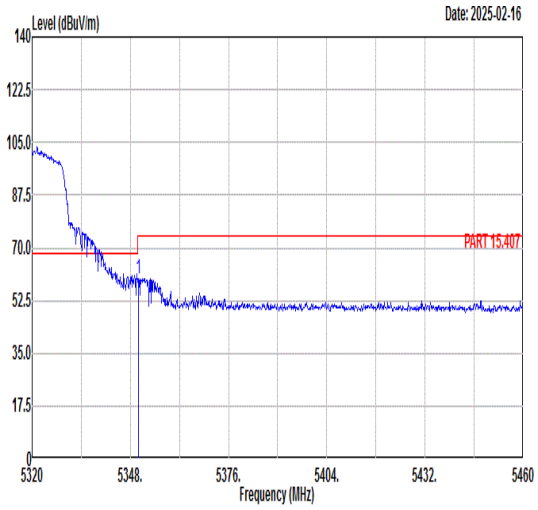 Freq Level Limit Line Margin (dB) Read Level Ant Factor Cable Loss Preamp Factor APos TPos Remark MHz dBuV/m dBuV/m dBuV dB/m dB dB cm deg 1 5350.24 59.73 74.00 -14.27 47.37 36.42 9.37 33.43 310 0 PEAK	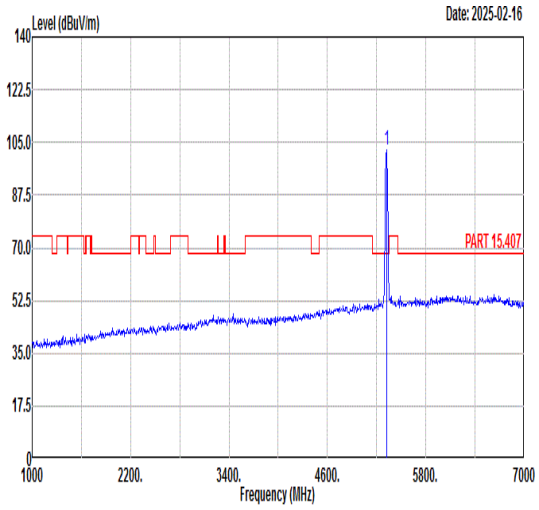 Freq Level Limit Line Margin (dB) Read Level Ant Factor Cable Loss Preamp Factor APos TPos Remark MHz dBuV/m dBuV/m dBuV dB/m dB dB cm deg 1 5320.00 102.29 ------ ------ 90.08 36.44 9.21 33.44 310 0 PEAK
Avg	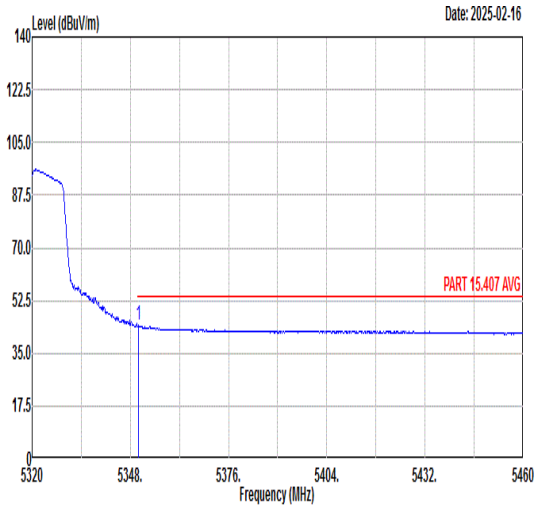 Freq Level Limit Line Margin (dB) Read Level Ant Factor Cable Loss Preamp Factor APos TPos Remark MHz dBuV/m dBuV/m dBuV dB/m dB dB cm deg 1 5350.38 44.42 54.00 -9.58 32.06 36.42 9.37 33.43 310 0 AVERAGE	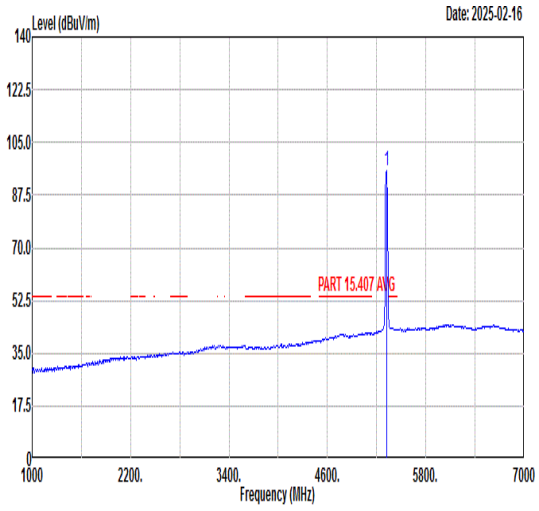 Freq Level Limit Line Margin (dB) Read Level Ant Factor Cable Loss Preamp Factor APos TPos Remark MHz dBuV/m dBuV/m dBuV dB/m dB dB cm deg 1 5320.00 95.80 ------ ------ 83.59 36.44 9.21 33.44 310 0 AVERAGE

Mode	52	
	Harmonic	
	U-NII-2A_5.25-5.35_802.11n HT20_CH64_Full RU_5320MHz	
ANT	9	
Pol.	Horizontal	Vertical
Peak Avg	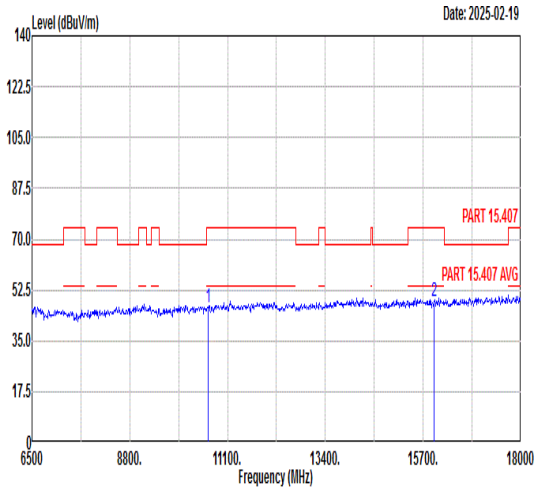 Freq Level Limit Line Margin Read Level Ant Factor Cable Loss Preamp Factor APos TPos Remark MHz dBuV/m dBuV/m dB dBuV dB/m dB dB cm deg 1 10640.00 46.29 74.00 -27.71 59.14 38.53 12.26 63.64 --- --- Peak 2 15960.00 48.83 74.00 -25.17 57.15 41.58 14.77 64.67 --- --- Peak	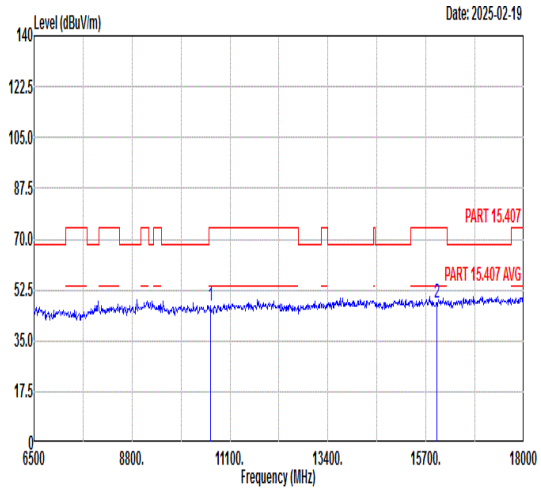 Freq Level Limit Line Margin Read Level Ant Factor Cable Loss Preamp Factor APos TPos Remark MHz dBuV/m dBuV/m dB dBuV dB/m dB dB cm deg 1 10640.00 47.10 74.00 -26.90 59.95 38.53 12.26 63.64 --- --- Peak 2 15960.00 48.15 74.00 -25.85 56.47 41.58 14.77 64.67 --- --- Peak