11B_Ant8_2437_30~1000

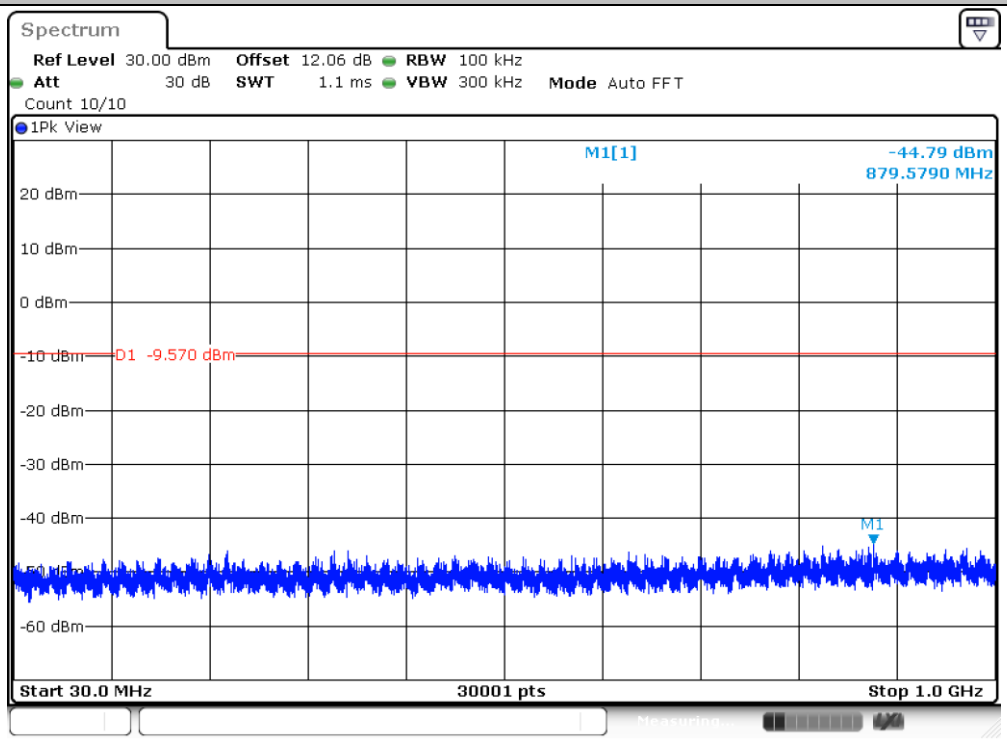

Date: 6.FEB.2025 14:32:20

11B_Ant8_2437_1000~26500

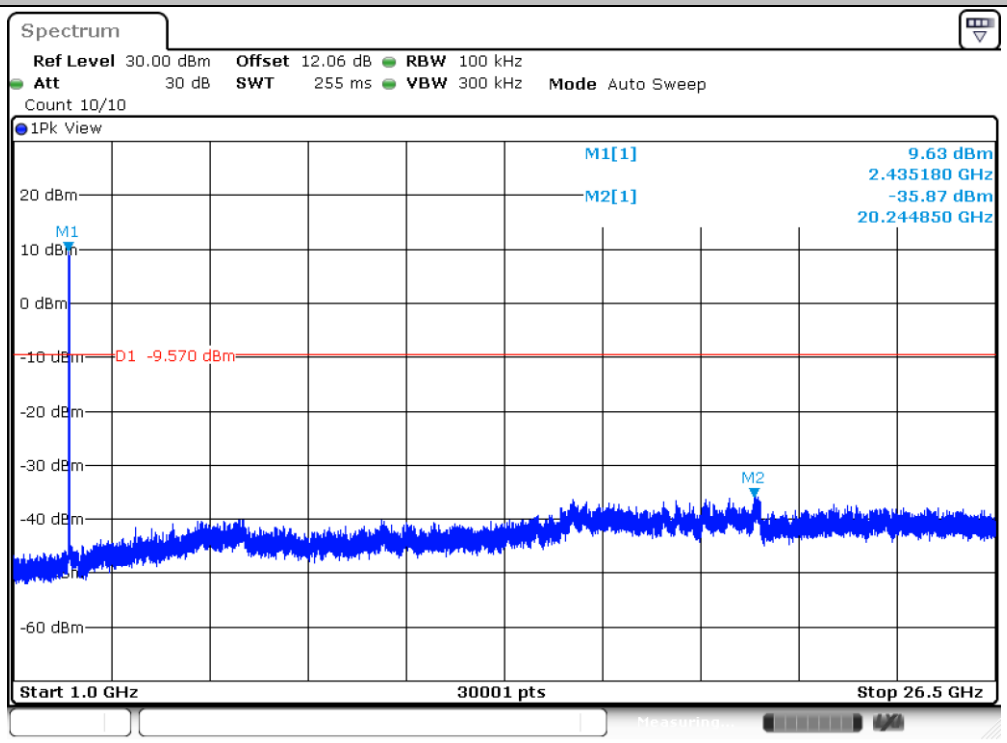

Date: 6.FEB.2025 14:32:42

11B_Ant8_2462_30~1000

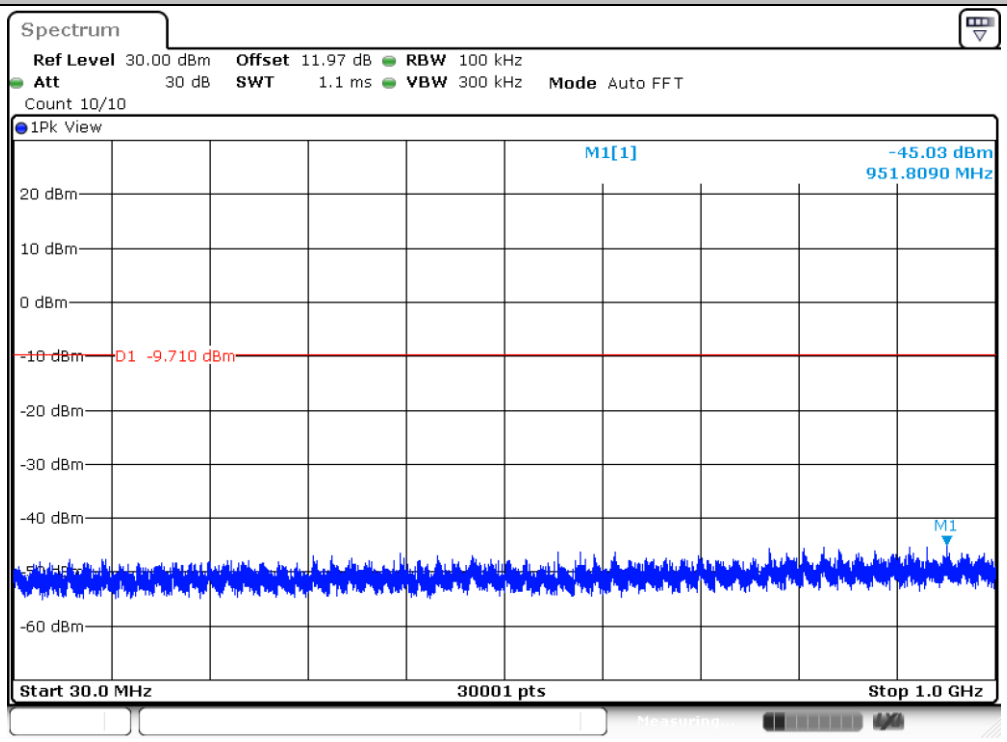

Date: 6.FEB.2025 14:34:14

11B_Ant8_2462_1000~26500

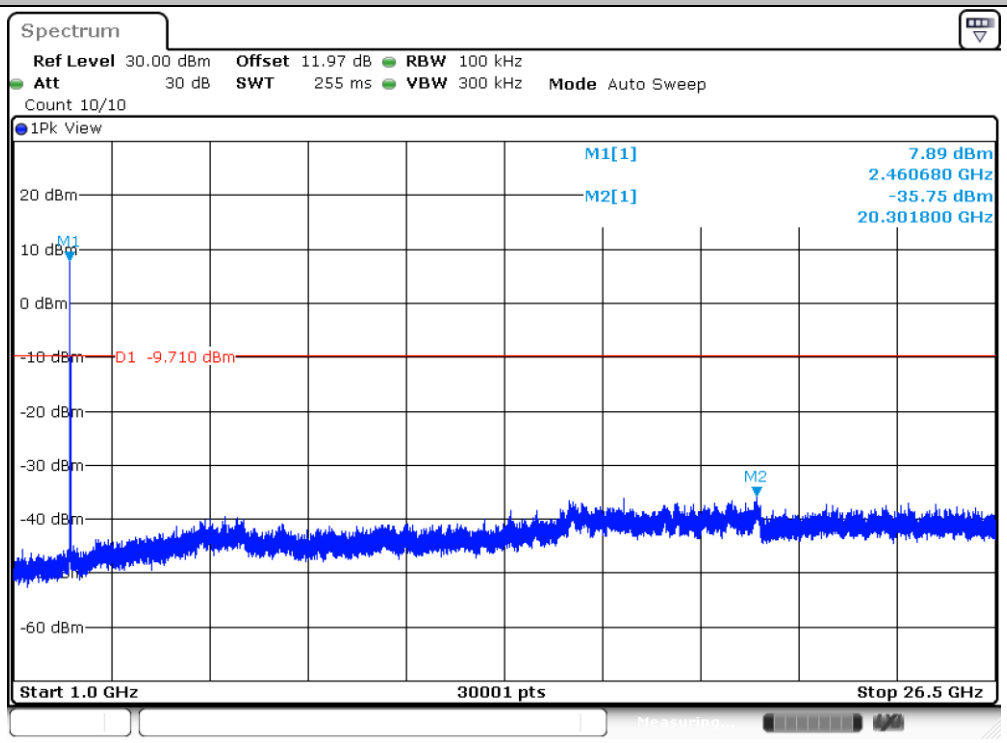

Date: 6.FEB.2025 14:34:36

11G_Ant8_2412_30~1000

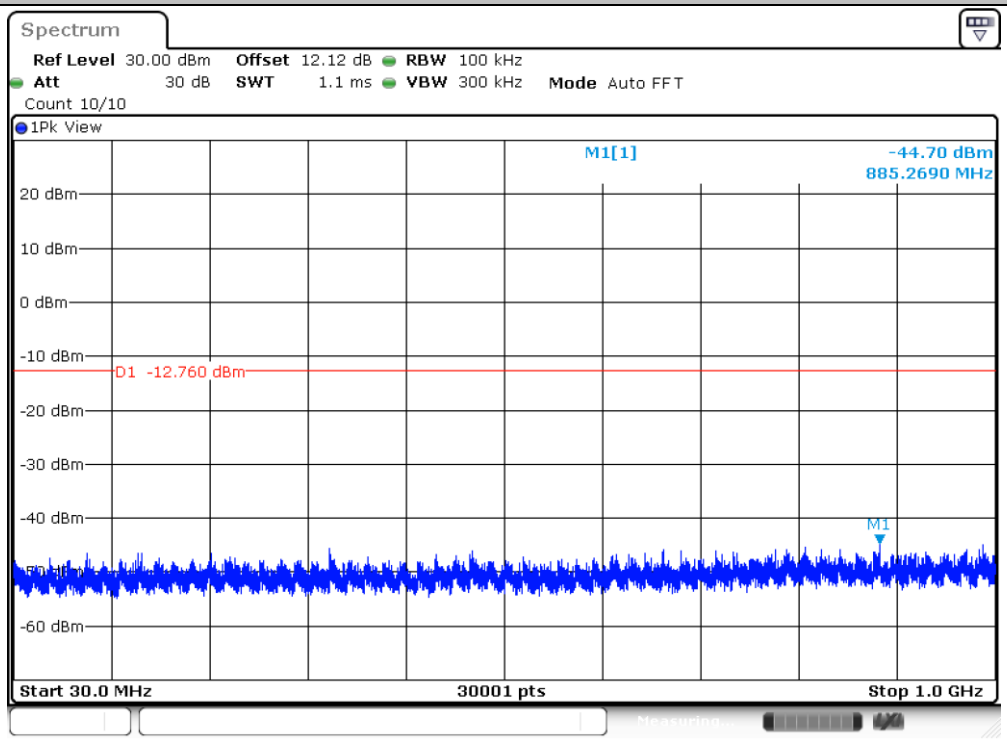

Date: 6.FEB.2025 14:38:07

11G_Ant8_2412_1000~26500

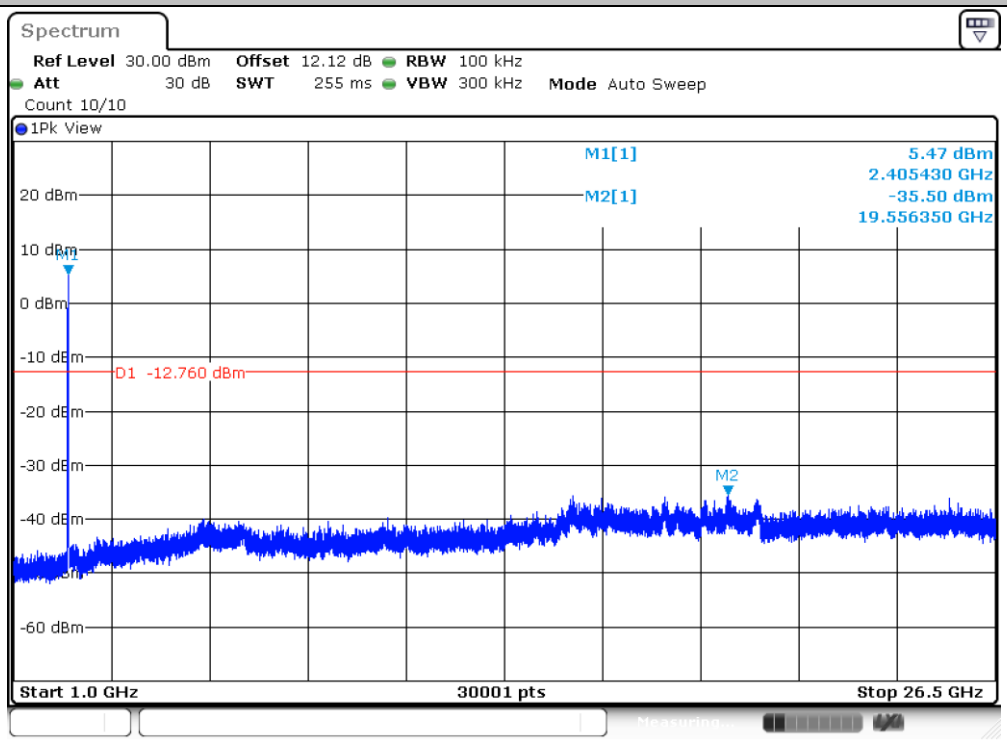

Date: 6.FEB.2025 14:38:29

11G_Ant8_2437_30~1000

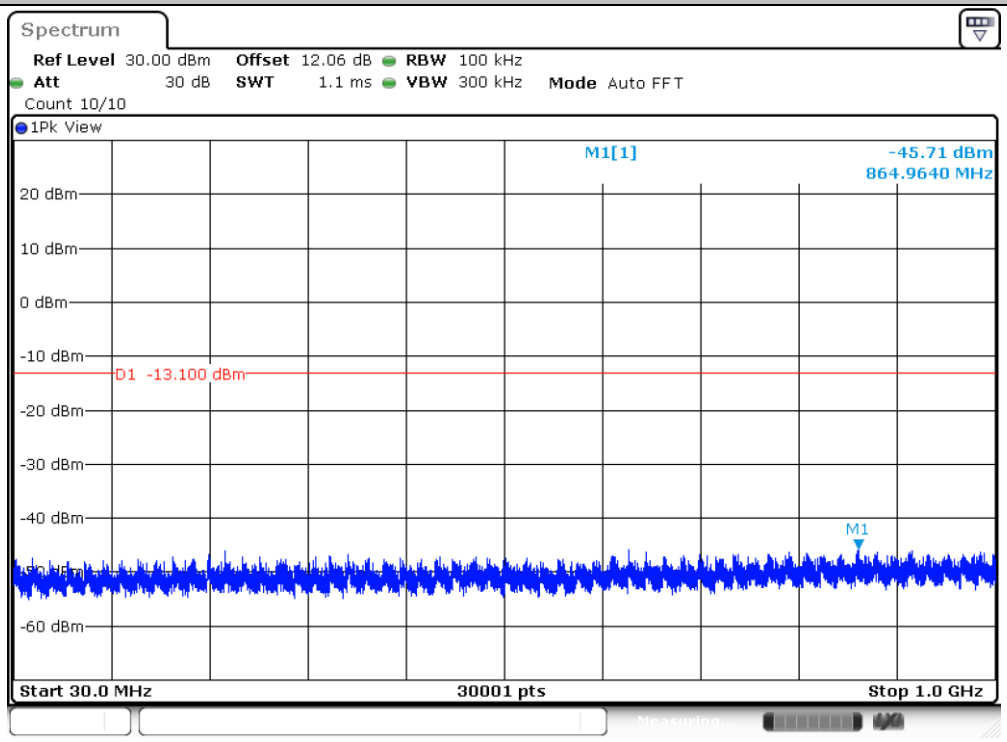

Date: 6.FEB.2025 14:40:19

11G_Ant8_2437_1000~26500

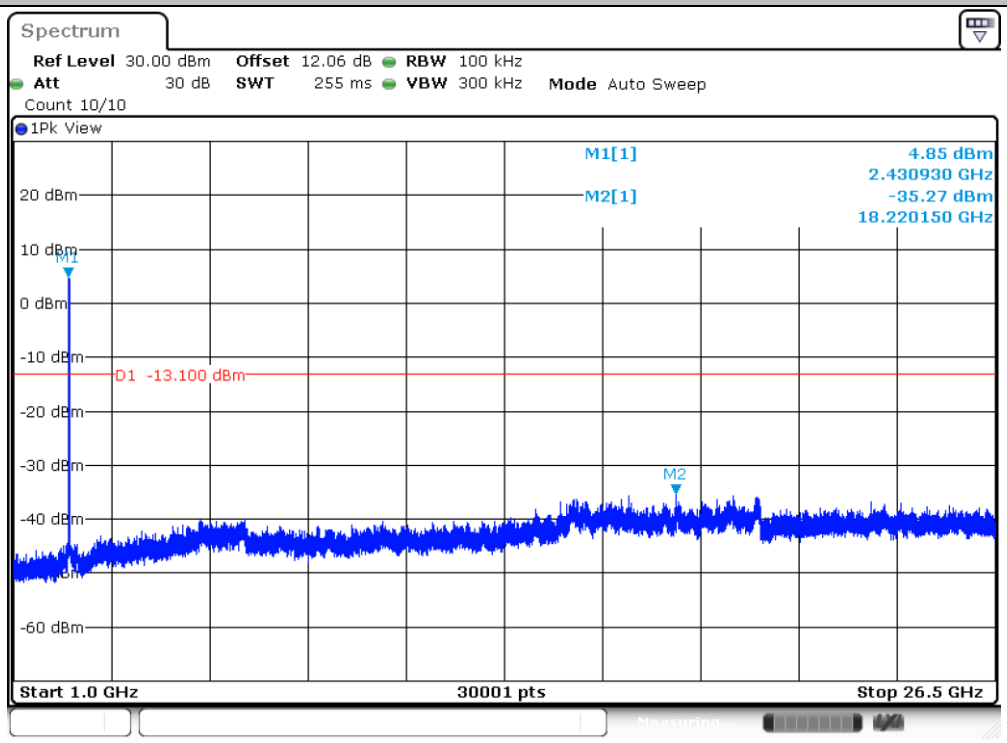

Date: 6.FEB.2025 14:40:44

11G_Ant8_2462_30~1000

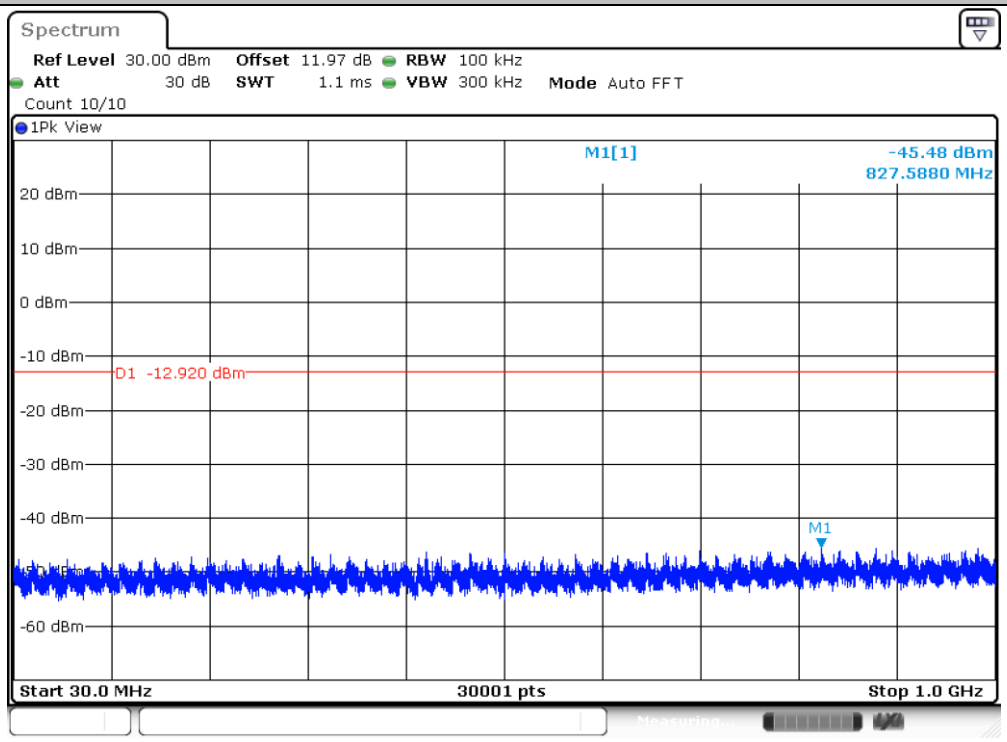

Date: 6.FEB.2025 14:42:13

11G_Ant8_2462_1000~26500

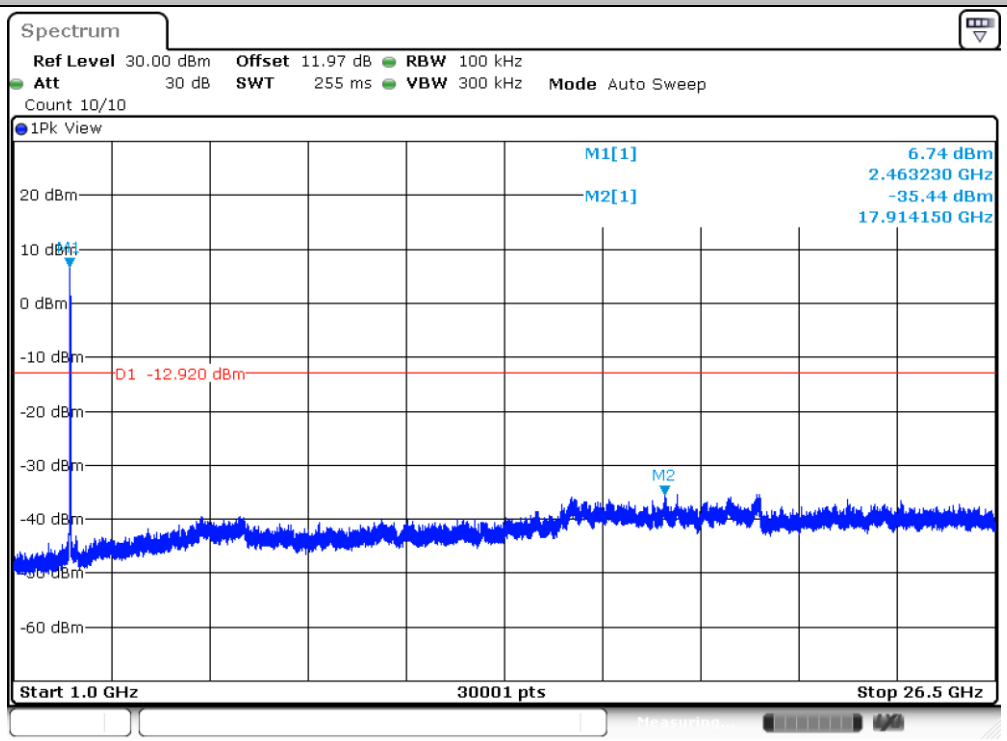

Date: 6.FEB.2025 14:43:42

11N20SISO_Ant8_2412_30~1000

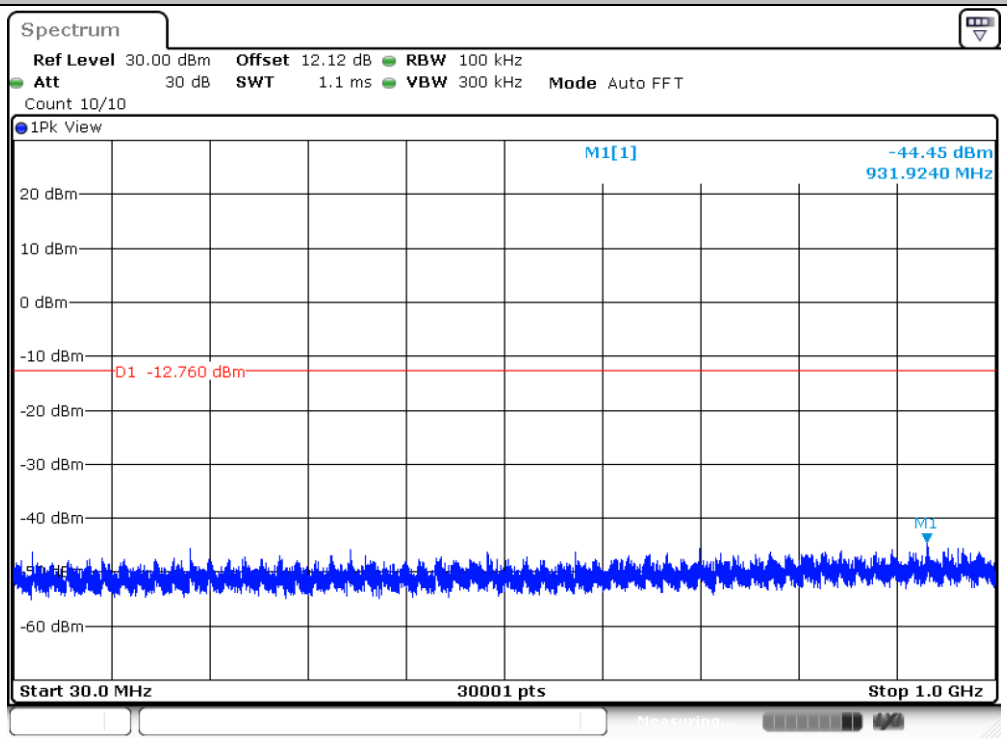

Date: 6.FEB.2025 14:45:34

11N20SISO_Ant8_2412_1000~26500

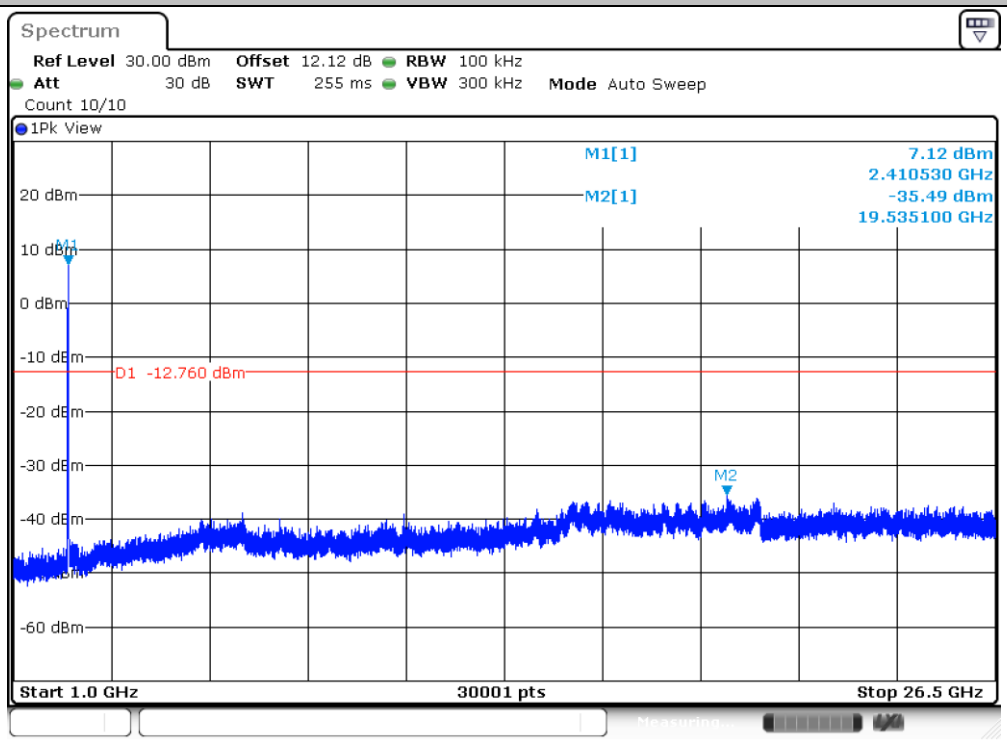

Date: 6.FEB.2025 14:45:56

11N20SISO_Ant8_2437_30~1000

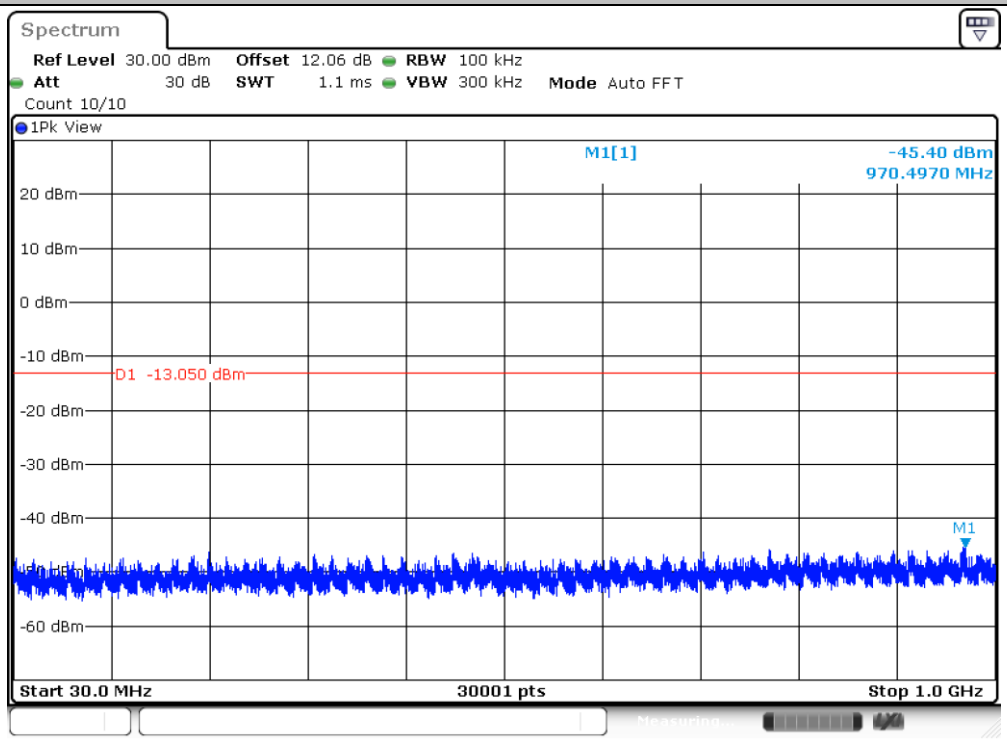

Date: 6.FEB.2025 14:47:21

11N20SISO_Ant8_2437_1000~26500

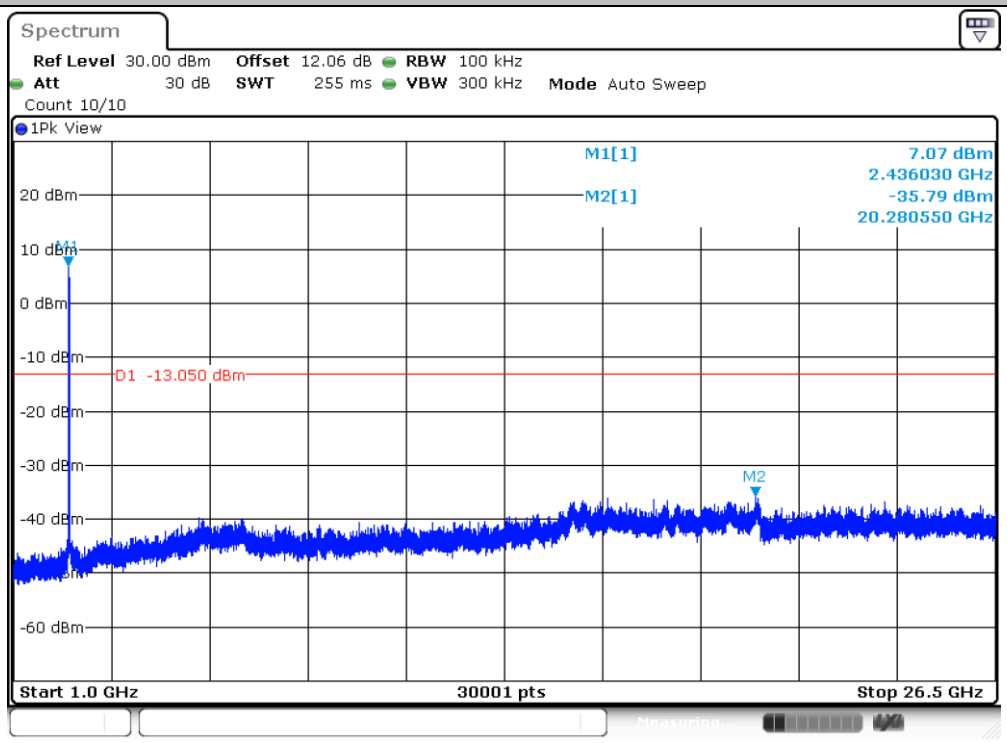

Date: 6.FEB.2025 14:47:43

11N20SISO_Ant8_2462_30~1000

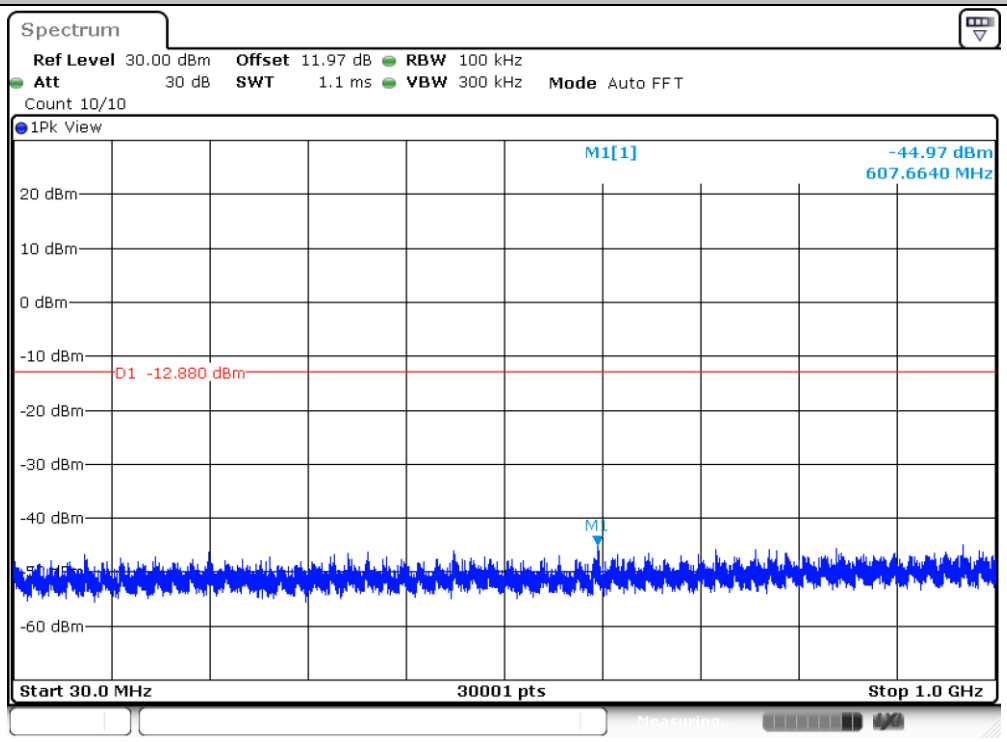

Date: 6.FEB.2025 14:49:08

11N20SISO_Ant8_2462_1000~26500

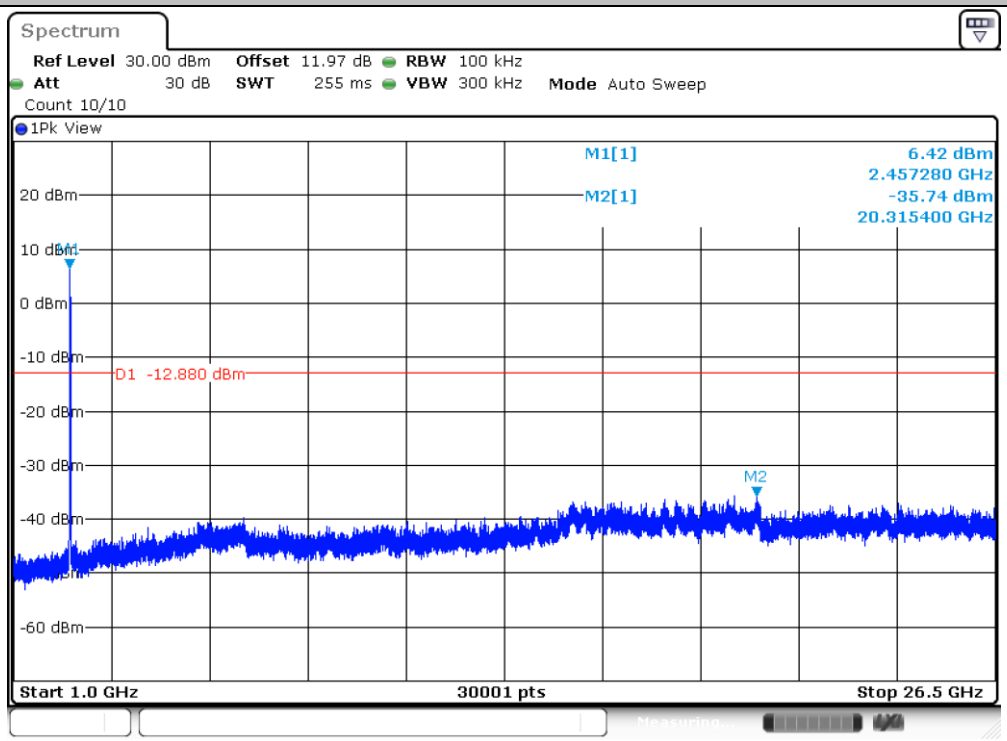

Date: 6.FEB.2025 14:49:30

11N40SISO_Ant8_2422_30~1000

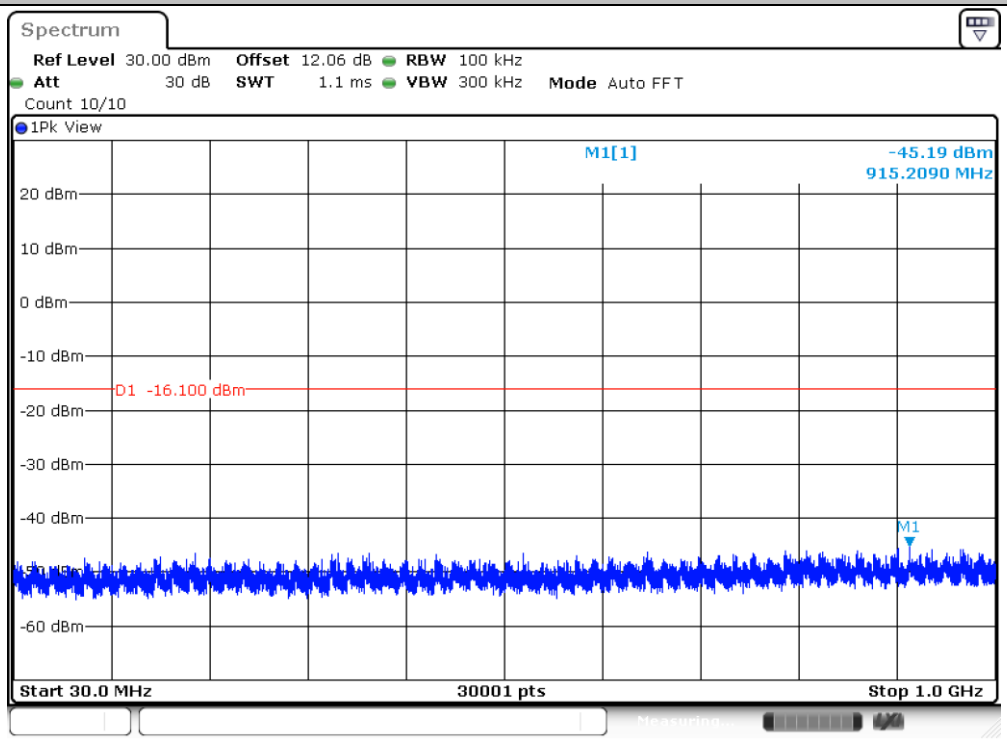

Date: 6.FEB.2025 14:51:51

11N40SISO_Ant8_2422_1000~26500

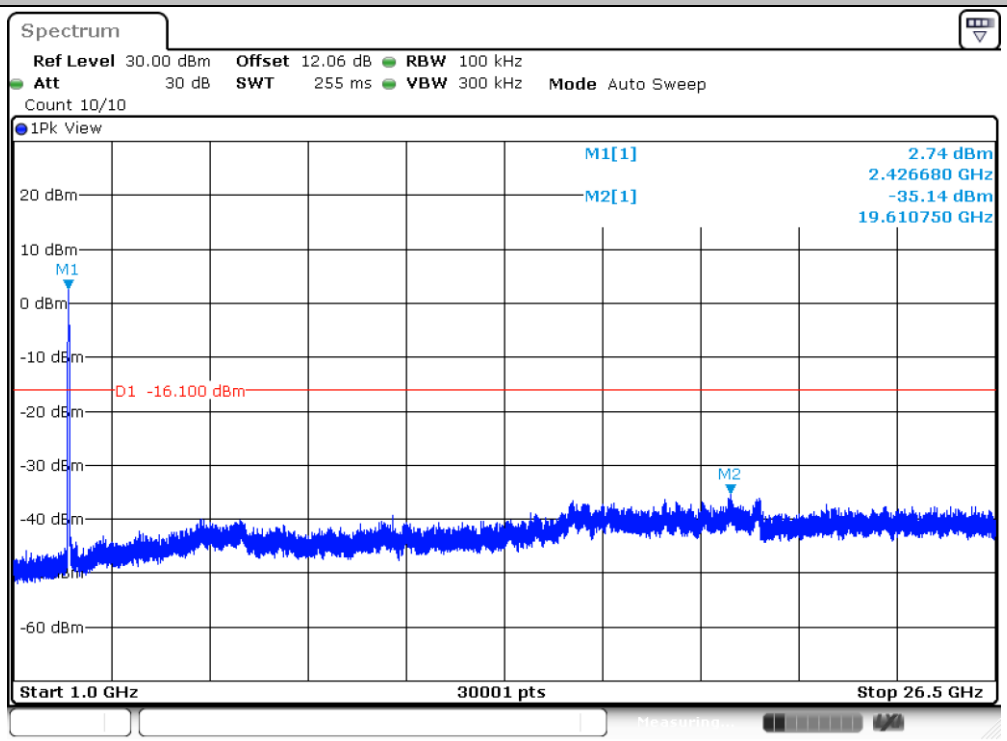

Date: 6.FEB.2025 14:52:15

11N40SISO_Ant8_2437_30~1000

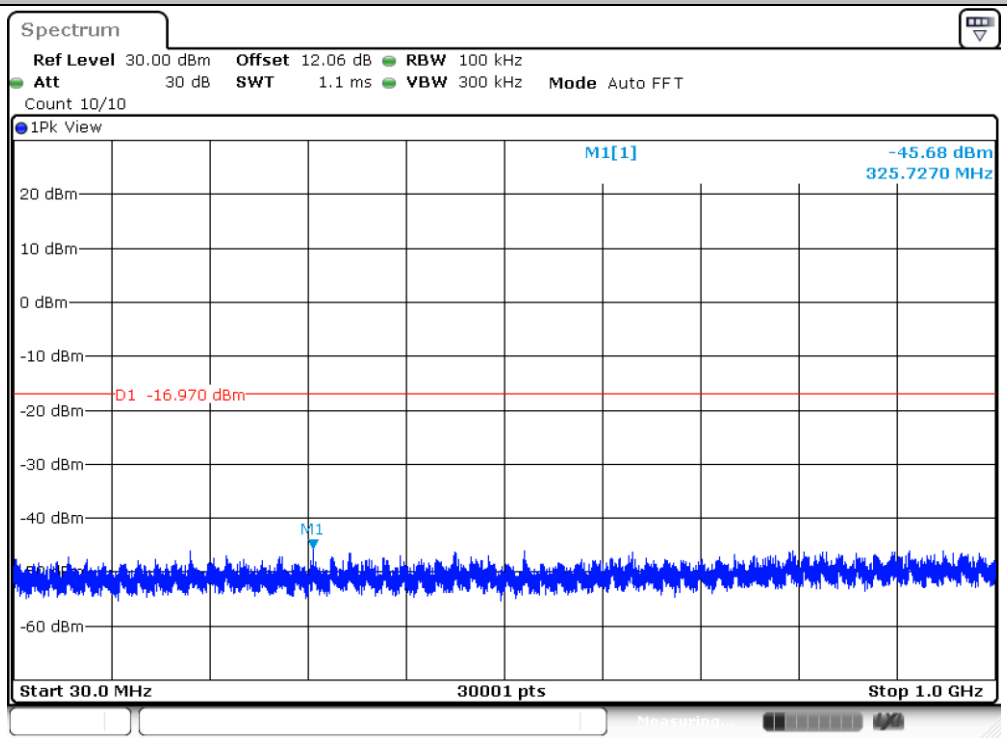

Date: 6.FEB.2025 14:53:33

11N40SISO_Ant8_2437_1000~26500

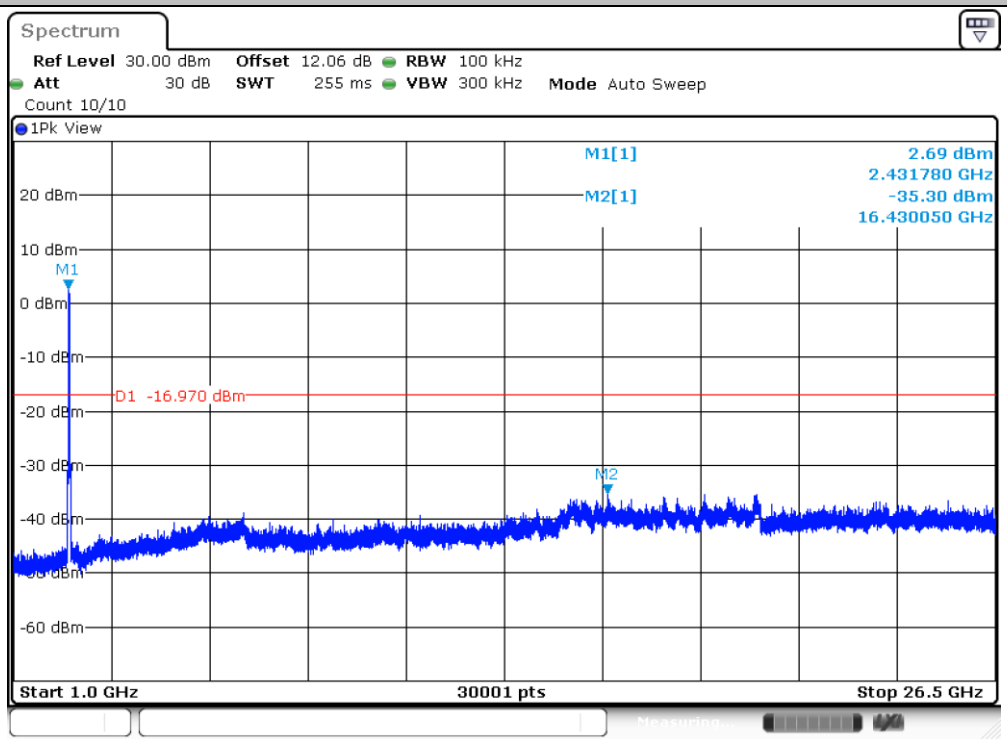

Date: 6.FEB.2025 14:54:37

11N40SISO_Ant8_2452_30~1000

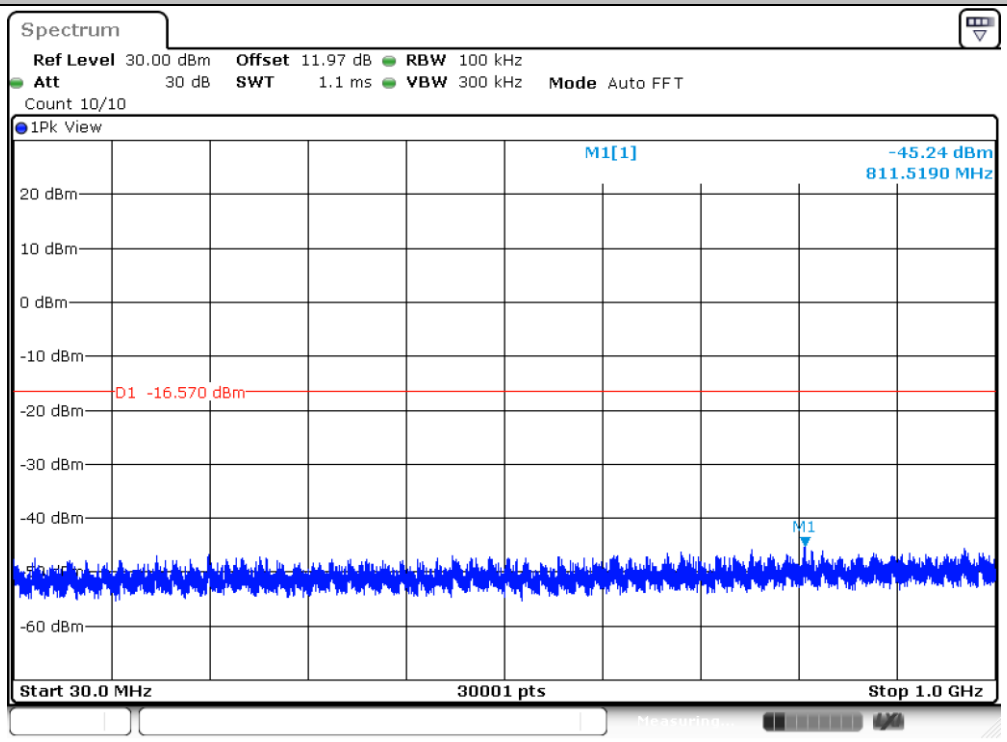

Date: 6.FEB.2025 14:56:00

11N40SISO_Ant8_2452_1000~26500

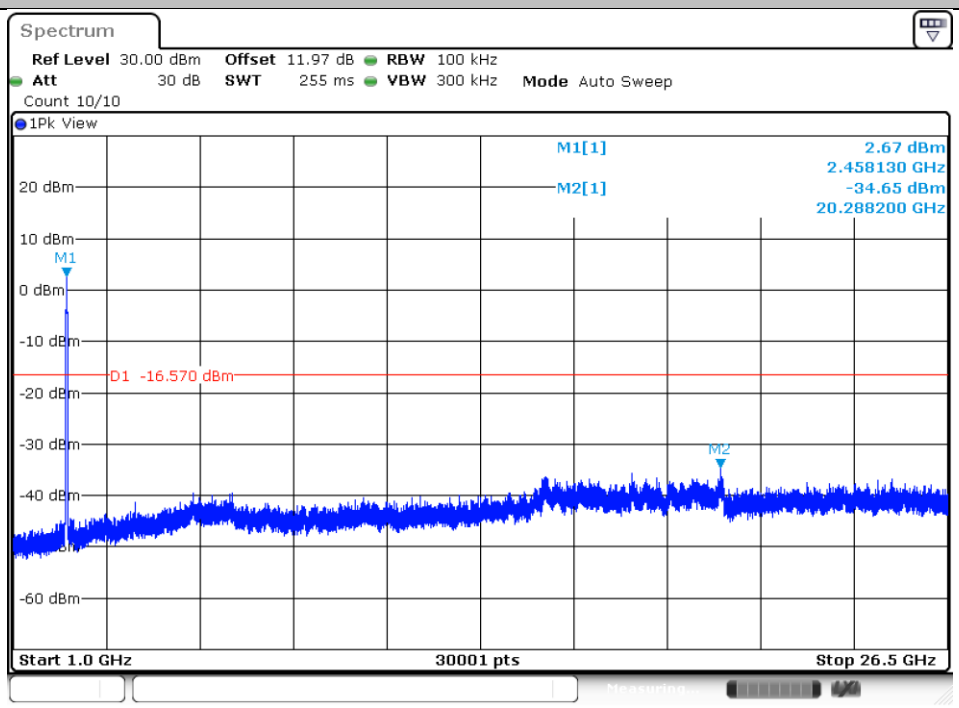

Date: 6.FEB.2025 14:56:22

Appendix B. AC Conducted Emission Test Results

Test Engineer :	Nathon	**Temperature :**	22~24℃
		Relative Humidity :	44~50%
Test Voltage :	120Vac / 60Hz	**Phase :**	Line
Remark :	All emissions not reported here are more than 10 dB below the prescribed limit.		

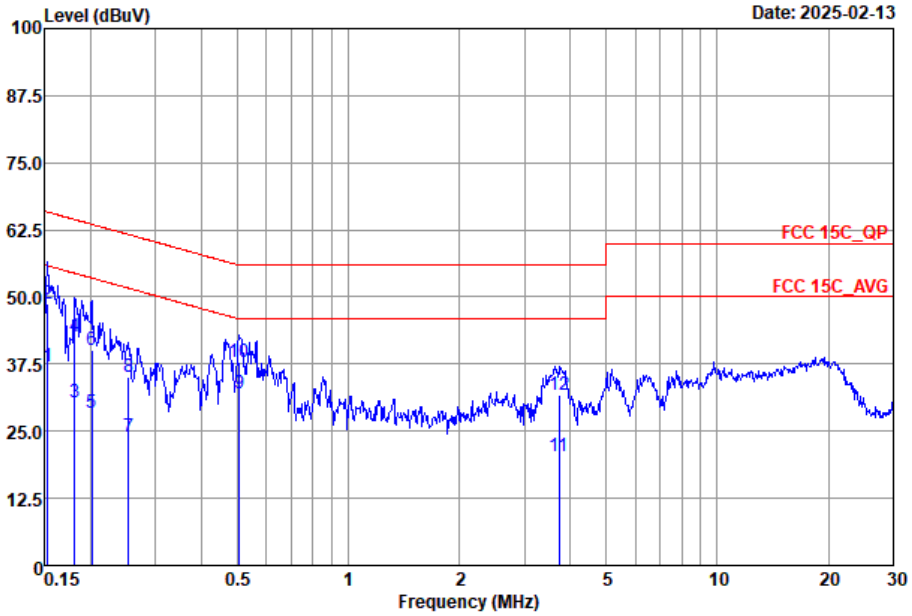

Site : CO02-SZ
Condition : FCC 15C_QP LISN_2025-L LINE

		Freq	Level	Over Limit	Limit Line	Read Level	LISN Factor	Cable Loss	Remark
		MHz	dBuV	dB	dBuV	dBuV	dB	dB	
1		0.15	37.05	-18.77	55.82	17.20	9.66	10.19	Average
2	*	0.15	48.85	-16.97	65.82	29.00	9.66	10.19	QP
3		0.18	30.47	-23.95	54.42	10.60	9.69	10.18	Average
4		0.18	42.57	-21.85	64.42	22.70	9.69	10.18	QP
5		0.20	28.49	-25.05	53.54	8.60	9.71	10.18	Average
6		0.20	40.09	-23.45	63.54	20.20	9.71	10.18	QP
7		0.25	24.02	-27.62	51.64	4.10	9.72	10.20	Average
8		0.25	35.12	-26.52	61.64	15.20	9.72	10.20	QP
9		0.51	31.92	-14.08	46.00	12.00	9.68	10.24	Average
10		0.51	37.82	-18.18	56.00	17.90	9.68	10.24	QP
11		3.72	20.23	-25.77	46.00	0.30	9.66	10.27	Average
12		3.72	31.73	-24.27	56.00	11.80	9.66	10.27	QP

Test Engineer :	Nathon	**Temperature :**	22~24℃
		Relative Humidity :	44~50%
Test Voltage :	120Vac / 60Hz	**Phase :**	Neutral
Remark :	All emissions not reported here are more than 10 dB below the prescribed limit.		

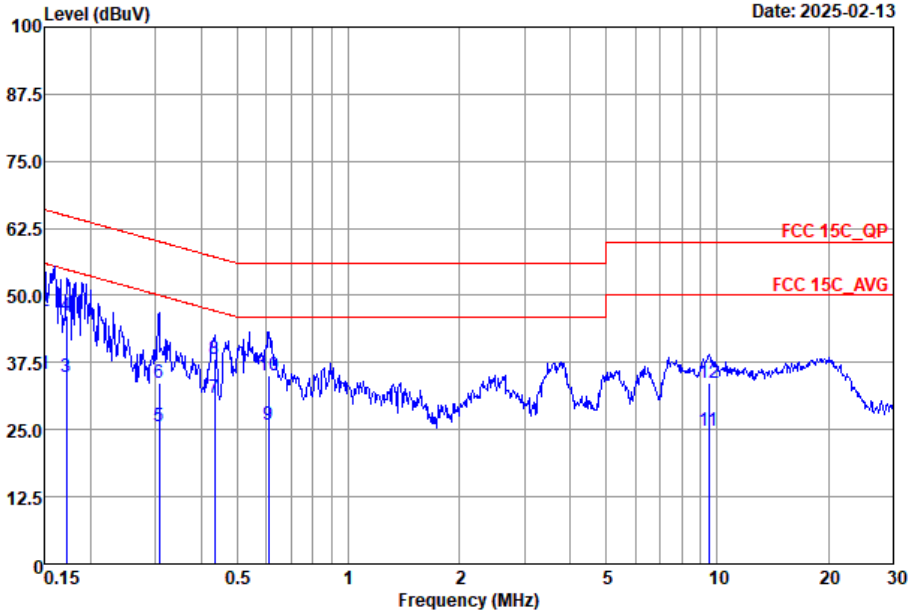

Site : CO02-SZ
Condition : FCC 15C_QP LISN_2025-N NEUTRAL

		Freq MHz	Level dBuV	Over Limit dB	Limit Line dBuV	Read Level dBuV	LISN Factor dB	Cable Loss dB	Remark
1		0.15	35.34	-20.66	56.00	15.60	9.55	10.19	Average
2		0.15	47.04	-18.96	66.00	27.30	9.55	10.19	QP
3		0.17	34.84	-20.02	54.86	14.90	9.76	10.18	Average
4	*	0.17	46.14	-18.72	64.86	26.20	9.76	10.18	QP
5		0.31	25.56	-24.50	50.06	5.50	9.85	10.21	Average
6		0.31	33.76	-26.30	60.06	13.70	9.85	10.21	QP
7		0.44	30.88	-16.27	47.15	10.90	9.75	10.23	Average
8		0.44	38.08	-19.07	57.15	18.10	9.75	10.23	QP
9		0.61	25.88	-20.12	46.00	6.00	9.64	10.24	Average
10		0.61	35.18	-20.82	56.00	15.30	9.64	10.24	QP
11		9.50	24.93	-25.07	50.00	5.10	9.64	10.19	Average
12		9.50	33.63	-26.37	60.00	13.80	9.64	10.19	QP

Note:

1. Level(dBμV) = Read Level(dBμV) + LISN Factor(dB) + Cable Loss(dB)
2. Over Limit(dB) = Level(dBμV) – Limit Line(dBμV)

Appendix C. Radiated Spurious Emission

Test Engineer :	Wenbo Xiao	Relative Humidity :	48~49%
		Temperature :	24℃~25℃

Radiated Spurious Emission Test Modes

Mode	Band (MHz)	Antenna	Modulation	Channel	Frequency	Data Rate	RU	Remark
Mode 1	2400-2483.5	8	802.11b	01	2412	1Mbps	-	-
Mode 2	2400-2483.5	8	802.11b	06	2437	1Mbps	-	-
Mode 3	2400-2483.5	8	802.11b	11	2462	1Mbps	-	-
Mode 4	2400-2483.5	8	802.11g	01	2412	6Mbps	-	-
Mode 5	2400-2483.5	8	802.11g	06	2437	6Mbps	-	-
Mode 6	2400-2483.5	8	802.11g	11	2462	6Mbps	-	-
Mode 7	2400-2483.5	8	802.11n HT20	01	2412	MCS0	-	-
Mode 8	2400-2483.5	8	802.11n HT20	06	2437	MCS0	-	-
Mode 9	2400-2483.5	8	802.11n HT20	11	2462	MCS0	-	-
Mode 10	2400-2483.5	8	802.11n HT40	03	2422	MCS0	-	-
Mode 11	2400-2483.5	8	802.11n HT40	09	2452	MCS0	-	-
Mode 12	2400-2483.5	9	802.11b	01	2412	1Mbps	-	-
Mode 13	2400-2483.5	9	802.11b	06	2437	1Mbps	-	-
Mode 14	2400-2483.5	9	802.11b	11	2462	1Mbps	-	-
Mode 15	2400-2483.5	9	802.11g	01	2412	6Mbps	-	-
Mode 16	2400-2483.5	9	802.11g	06	2437	6Mbps	-	-
Mode 17	2400-2483.5	9	802.11g	11	2462	6Mbps	-	-
Mode 18	2400-2483.5	9	802.11n HT20	01	2412	MCS0	-	-
Mode 19	2400-2483.5	9	802.11n HT20	06	2437	MCS0	-	-
Mode 20	2400-2483.5	9	802.11n HT20	11	2462	MCS0	-	-
Mode 21	2400-2483.5	9	802.11n HT40	03	2422	MCS0	-	-
Mode 22	2400-2483.5	9	802.11n HT40	09	2452	MCS0	-	-
Mode 17	2400-2483.5	8	802.11g-LF	11	2462	6Mbps	-	LF
Mode 23	CO_TX	9	802.11g	11	2462	6Mbps	-	-
		1	LTE B13			-	-	-
Mode 24	2400-2483.5	8	802.11n HT40	08	2447	MCS0	-	-
Mode 25	2400-2483.5	8	802.11n HT40	07	2442	MCS0	-	-
Mode 26	2400-2483.5	8	802.11n HT40	06	2437	MCS0	-	-

Summary of each worse mode

Mode	Modulation	Ch.	Freq. (MHz)	Level (dBuV/m)	Limit (dBuV/m)	Margin (dB)	Pol.	Peak Avg.	Result	Remark
1	802.11b	01	2364.99	32.82	54.00	-21.18	H	AVERAGE	Pass	Band Edge
1	802.11b	01	7236.00	47.85	54.00	-6.15	H	Average	Pass	Harmonic
2	802.11b	06	-	-	-	-	-	-	-	Band Edge
2	802.11b	06	7311.00	47.84	54.00	-6.16	H	Average	Pass	Harmonic
3	802.11b	11	2483.58	33.35	54.00	-20.65	H	AVERAGE	Pass	Band Edge
3	802.11b	11	7386.00	47.98	54.00	-6.02	H	Average	Pass	Harmonic
4	802.11g	01	2389.95	47.25	54.00	-6.75	H	AVERAGE	Pass	Band Edge
4	802.11g	01	7236.00	47.89	54.00	-6.11	H	Average	Pass	Harmonic
5	802.11g	06	-	-	-	-	-	-	-	Band Edge
5	802.11g	06	7311.00	46.28	54.00	-7.72	H	Average	Pass	Harmonic
6	802.11g	11	2483.51	46.18	54.00	-7.82	H	AVERAGE	Pass	Band Edge
6	802.11g	11	7386.00	46.64	54.00	-7.36	H	Average	Pass	Harmonic
7	802.11n HT20	01	2389.95	45.97	54.00	-8.03	H	AVERAGE	Pass	Band Edge
7	802.11n HT20	01	7236.00	47.47	54.00	-6.53	H	Average	Pass	Harmonic
8	802.11n HT20	06	-	-	-	-	-	-	-	Band Edge
8	802.11n HT20	06	7311.00	47.09	54.00	-6.91	H	Average	Pass	Harmonic
9	802.11n HT20	11	2483.58	47.57	54.00	-6.43	H	AVERAGE	Pass	Band Edge
9	802.11n HT20	11	7386.00	45.78	54.00	-8.22	H	Average	Pass	Harmonic
10	802.11n HT40	03	2389.41	41.91	54.00	-12.09	V	AVERAGE	Pass	Band Edge
10	802.11n HT40	03	-	-	-	-	-	-	-	Harmonic
11	802.11n HT40	09	2488.00	42.07	54.00	-11.93	H	AVERAGE	Pass	Band Edge
11	802.11n HT40	09	-	-	-	-	-	-	-	Harmonic
12	802.11b	01	2387.22	33.75	54.00	-20.25	H	AVERAGE	Pass	Band Edge
12	802.11b	01	4824.00	46.75	54.00	-7.25	H	Average	Pass	Harmonic
13	802.11b	06	-	-	-	-	-	-	-	Band Edge
13	802.11b	06	4874.00	47.87	54.00	-6.13	H	Average	Pass	Harmonic
14	802.11b	11	2488.52	34.00	54.00	-20.00	V	AVERAGE	Pass	Band Edge
14	802.11b	11	4924.00	47.52	54.00	-6.48	H	Average	Pass	Harmonic
15	802.11g	01	2389.82	46.48	54.00	-7.52	H	AVERAGE	Pass	Band Edge
15	802.11g	01	4824.00	43.29	74.00	-30.71	H	Peak	Pass	Harmonic
16	802.11g	06	-	-	-	-	-	-	-	Band Edge
16	802.11g	06	4874.00	40.28	54.00	-13.72	H	Average	Pass	Harmonic
17	802.11g	11	2483.66	48.33	54.00	-5.67	H	AVERAGE	Pass	Band Edge
17	802.11g	11	7386.00	44.93	74.00	-29.07	V	Peak	Pass	Harmonic
18	802.11n HT20	01	2389.82	48.22	54.00	-5.78	H	AVERAGE	Pass	Band Edge
18	802.11n HT20	01	4824.00	43.99	74.00	-30.01	V	Peak	Pass	Harmonic
19	802.11n HT20	06	-	-	-	-	-	-	-	Band Edge
19	802.11n HT20	06	4874.00	39.34	54.00	-14.66	H	Average	Pass	Harmonic
20	802.11n HT20	11	2483.51	48.18	54.00	-5.82	H	AVERAGE	Pass	Band Edge
20	802.11n HT20	11	7386.00	44.84	74.00	-29.16	H	Peak	Pass	Harmonic
21	802.11n HT40	03	2389.41	47.79	54.00	-6.21	H	AVERAGE	Pass	Band Edge
21	802.11n HT40	03	-	-	-	-	-	-	-	Harmonic

22	802.11n HT40	09	2484.30	47.15	54.00	-6.85	H	AVERAGE	Pass	Band Edge
22	802.11n HT40	09	-	-	-	-	-	-	-	Harmonic
17	802.11g-LF	11	33.88	31.24	40.00	-8.76	V	PEAK	Pass	LF
23	802.11g	11	2483.58	45.44	54.00	-8.56	H	AVERAGE	Pass	Band Edge
23	802.11g	11	7386.00	45.34	74.00	-28.66	V	Peak	Pass	Harmonic
24	802.11n HT40	08	2483.78	47.79	54.00	-6.21	H	AVERAGE	Pass	Band Edge
24	802.11n HT40	08	-	-	-	-	-	-	-	Harmonic
25	802.11n HT40	07	2483.62	47.74	54.00	-6.26	H	AVERAGE	Pass	Band Edge
25	802.11n HT40	07	-	-	-	-	-	-	-	Harmonic
26	802.11n HT40	06	2483.56	47.55	54.00	-6.45	H	AVERAGE	Pass	Band Edge
26	802.11n HT40	06	-	-	-	-	-	-	-	Harmonic

Mode	1	
	Band Edge	
	2400-2483.5_802.11b_CH01_2412MHz	
ANT	8	
Pol.	Horizontal	Fundamental
Peak	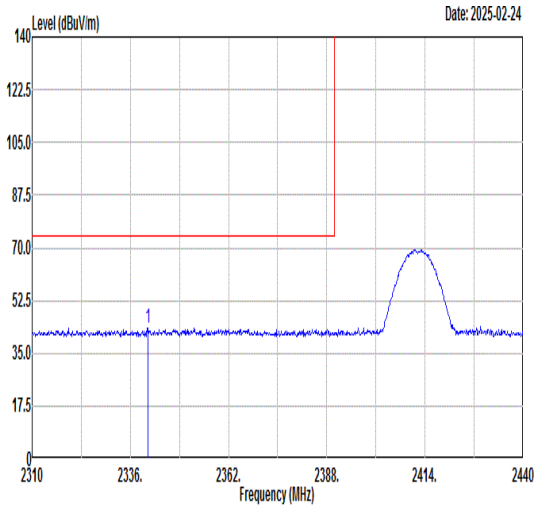 Freq Level Limit Line Margin Read Level Ant Factor Cable Loss Preamp Factor APos TPos Remark MHz dBuV/m dBuV/m dB dBuV dB/m dB dB cm deg 1 2340.68 43.39 74.00 -30.61 41.46 30.77 5.32 34.16 100 57 PEAK	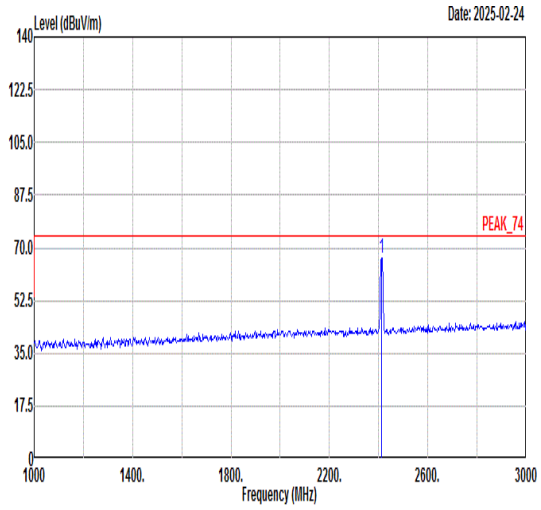 Freq Level Limit Line Margin Read Level Ant Factor Cable Loss Preamp Factor APos TPos Remark MHz dBuV/m dBuV/m dB dBuV dB/m dB dB cm deg 1 2412.00 66.53 ------ ------ 64.51 30.78 5.38 34.14 100 57 PEAK
Avg	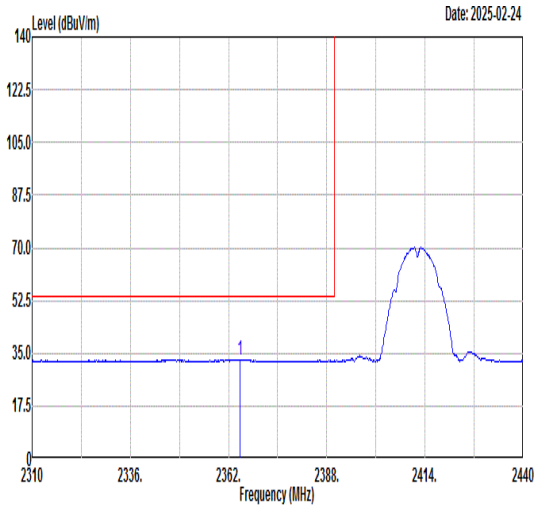 Freq Level Limit Line Margin Read Level Ant Factor Cable Loss Preamp Factor APos TPos Remark MHz dBuV/m dBuV/m dB dBuV dB/m dB dB cm deg 1 2364.99 32.82 54.00 -21.18 30.86 30.77 5.34 34.15 100 57 AVERAGE	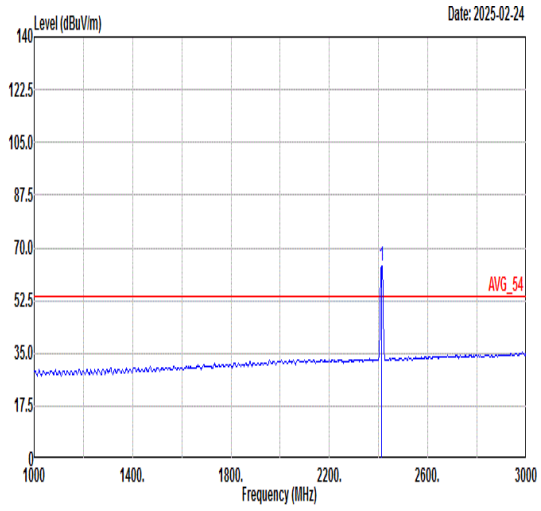 Freq Level Limit Line Margin Read Level Ant Factor Cable Loss Preamp Factor APos TPos Remark MHz dBuV/m dBuV/m dB dBuV dB/m dB dB cm deg 1 2412.00 64.05 ------ ------ 62.02 30.78 5.38 34.13 100 57 AVERAGE

Mode	1	
	Band Edge	
	2400-2483.5_802.11b_CH01_2412MHz	
ANT	8	
Pol.	Vertical	Fundamental
Peak	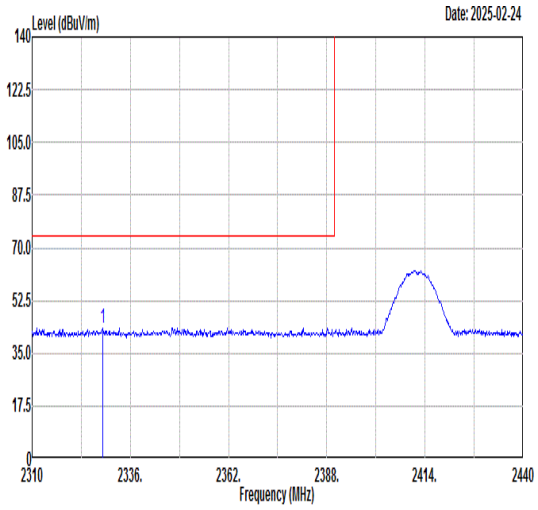 Limit Read Ant Cable Preamp APos TPos Freq Level Line Margin Level Factor Loss Factor Remark MHz dBuV/m dBuV/m dB dBuV dB/m dB dB cm deg 1 2328.72 43.52 74.00 -30.48 41.61 30.77 5.31 34.17 100 323 PEAK	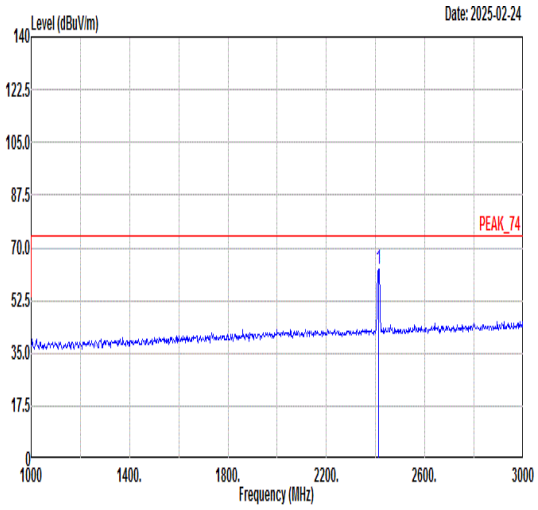 Limit Read Ant Cable Preamp APos TPos Freq Level Line Margin Level Factor Loss Factor Remark MHz dBuV/m dBuV/m dB dBuV dB/m dB dB cm deg 1 2412.00 62.99 ------ ------ 60.97 30.78 5.38 34.14 100 323 PEAK
Avg	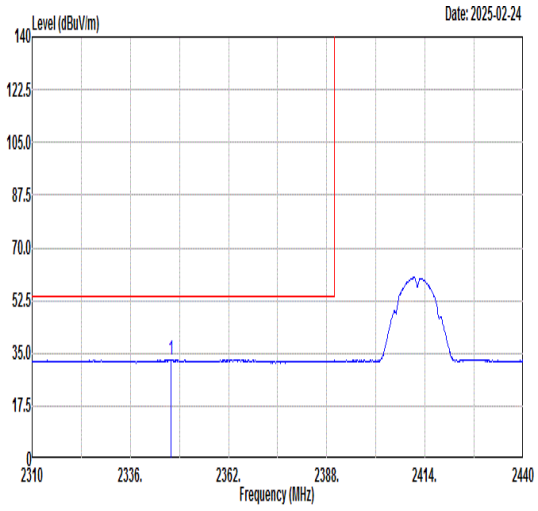 Limit Read Ant Cable Preamp APos TPos Freq Level Line Margin Level Factor Loss Factor Remark MHz dBuV/m dBuV/m dB dBuV dB/m dB dB cm deg 1 2346.66 32.76 54.00 -21.24 30.83 30.77 5.32 34.16 100 323 AVERAGE	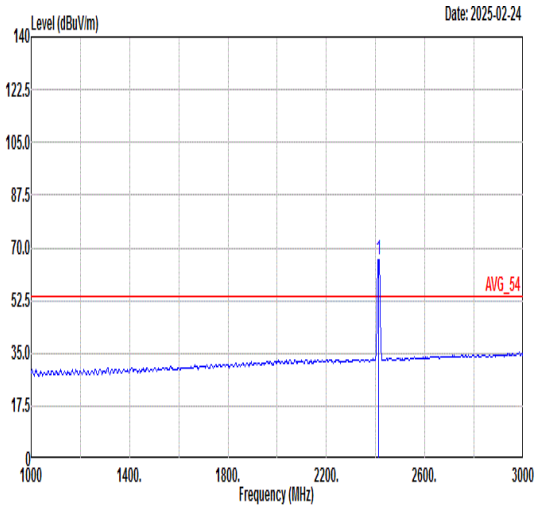 Limit Read Ant Cable Preamp APos TPos Freq Level Line Margin Level Factor Loss Factor Remark MHz dBuV/m dBuV/m dB dBuV dB/m dB dB cm deg 1 2412.00 66.15 ------ ------ 64.13 30.78 5.38 34.14 100 323 AVERAGE

Mode	1	
	Harmonic	
	2400-2483.5_802.11b_CH01_2412MHz	
ANT	8	
Pol.	Horizontal	Vertical
Peak Avg	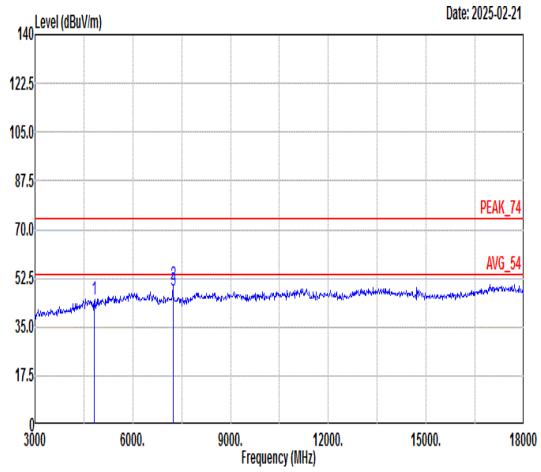 Freq Level Limit Line Margin Read Level Ant Factor Cable Loss Preamp Factor APos TPos Remark MHz dBuV/m dBuV/m dB dBuV dB/m dB dB cm deg 1 4824.00 45.03 74.00 -28.97 64.57 36.42 8.88 64.84 --- --- Peak 2 7236.00 50.32 74.00 -23.68 68.21 36.96 10.18 65.03 100 42 Peak 3 7236.00 47.85 54.00 -6.15 65.74 36.96 10.18 65.03 100 42 Average	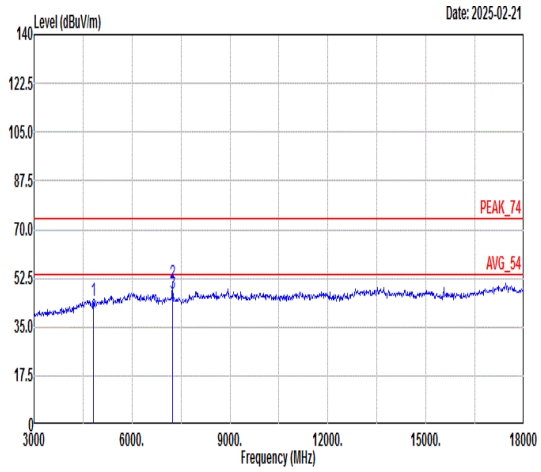 Freq Level Limit Line Margin Read Level Ant Factor Cable Loss Preamp Factor APos TPos Remark MHz dBuV/m dBuV/m dB dBuV dB/m dB dB cm deg 1 4824.00 44.31 74.00 -29.69 63.85 36.42 8.88 64.84 --- --- Peak 2 7236.00 50.64 74.00 -23.36 68.53 36.96 10.18 65.03 100 39 Peak 3 7236.00 47.07 54.00 -6.93 64.96 36.96 10.18 65.03 100 39 Average

Mode	2	
	Harmonic	
	2400-2483.5_802.11b_CH06_2437MHz	
ANT	8	
Pol.	Horizontal	Vertical
Peak Avg	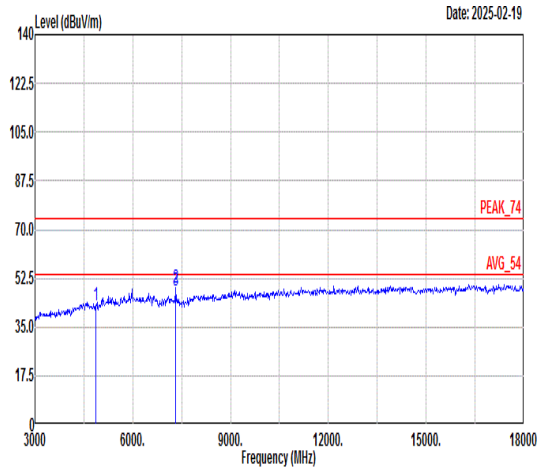 Freq Level Limit Line Margin Read Level Ant Factor Cable Loss Preamp Factor APos TPos Remark 1 4874.00 42.85 74.00 -31.15 62.46 36.50 8.72 64.83 --- --- Peak 2 7311.00 49.33 74.00 -24.67 67.27 36.89 10.18 65.01 103 41 Peak 3 7311.00 47.84 54.00 -6.16 65.78 36.89 10.18 65.01 103 41 Average	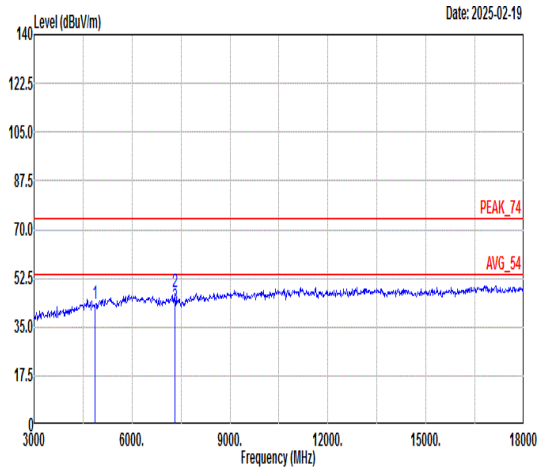 Freq Level Limit Line Margin Read Level Ant Factor Cable Loss Preamp Factor APos TPos Remark 1 4874.00 43.42 74.00 -30.58 63.03 36.50 8.72 64.83 --- --- Peak 2 7311.00 47.29 74.00 -26.71 65.23 36.89 10.18 65.01 100 207 Peak 3 7311.00 42.38 54.00 -11.62 60.32 36.89 10.18 65.01 100 207 Average

Mode	3	
	Band Edge	
	2400-2483.5_802.11b_CH11_2462MHz	
ANT	8	
Pol.	Horizontal	Fundamental
Peak	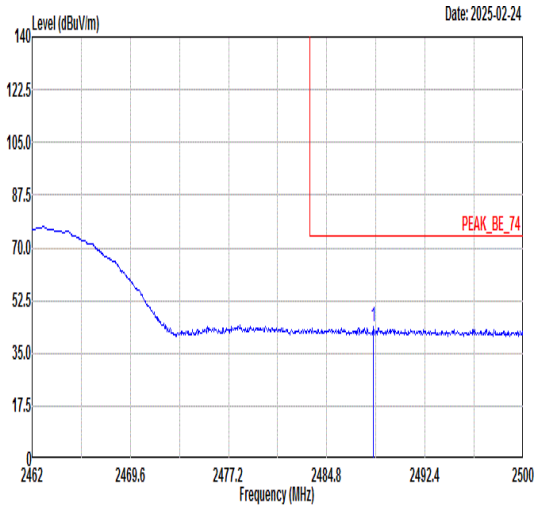 Freq Level Limit Line Margin Read Level Ant Factor Cable Loss Preamp Factor APos TPos Remark 1 2488.41 43.67 74.00 -30.33 41.50 30.80 5.47 34.10 100 278 PEAK	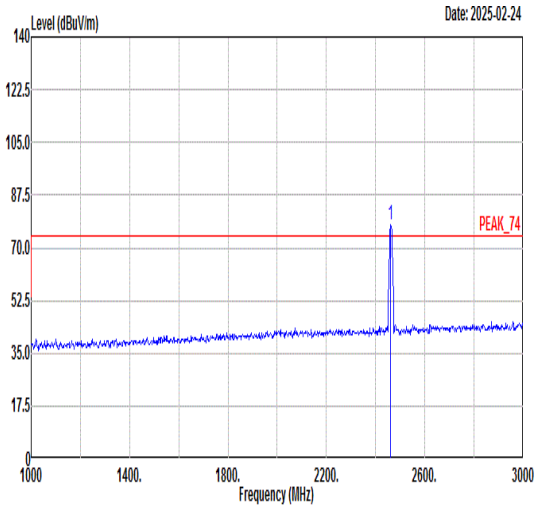 Freq Level Limit Line Margin Read Level Ant Factor Cable Loss Preamp Factor APos TPos Remark 1 2462.00 77.72 ------ ------ 75.61 30.79 5.44 34.12 100 278 PEAK
Avg	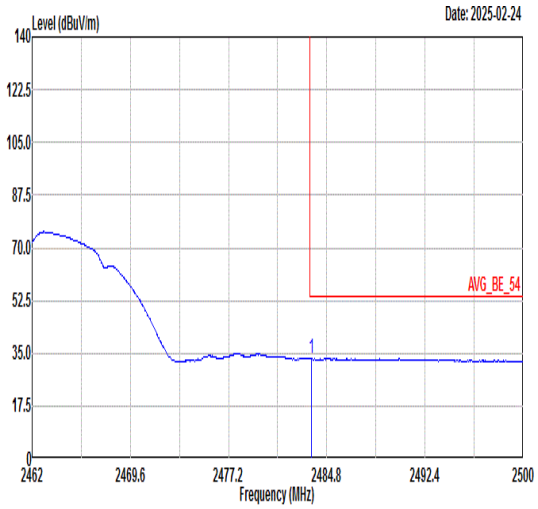 Freq Level Limit Line Margin Read Level Ant Factor Cable Loss Preamp Factor APos TPos Remark 1 2483.58 33.35 54.00 -20.65 31.20 30.80 5.46 34.11 100 278 AVERAGE	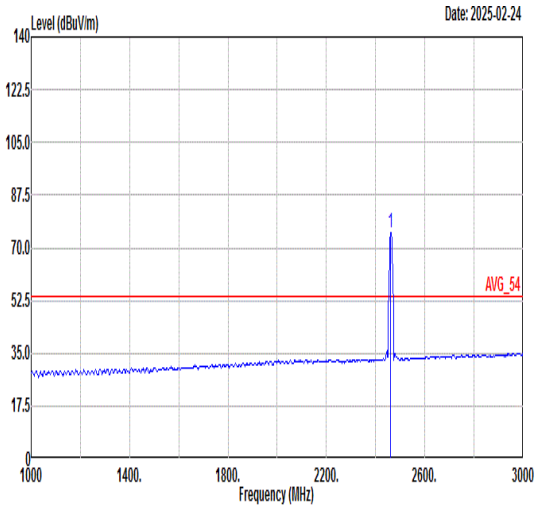 Freq Level Limit Line Margin Read Level Ant Factor Cable Loss Preamp Factor APos TPos Remark 1 2462.00 75.06 ------ ------ 72.94 30.79 5.44 34.11 100 278 AVERAGE

Mode	3	
	Band Edge	
	2400-2483.5_802.11b_CH11_2462MHz	
ANT	8	
Pol.	Vertical	Fundamental
Peak	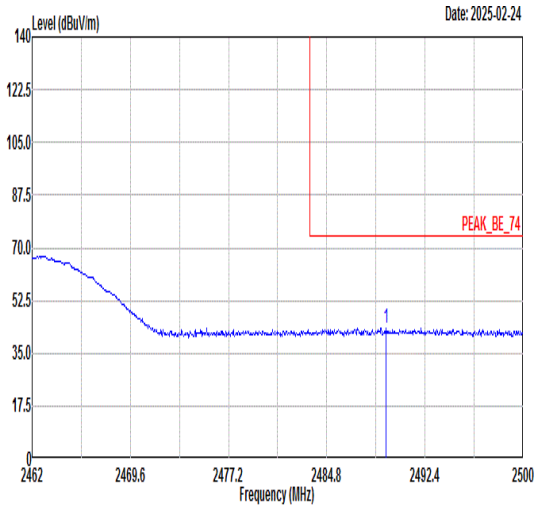 Freq Level Limit Line Margin Read Level Ant Factor Cable Loss Preamp Factor APos TPos Remark 1 2489.40 43.48 74.00 -30.52 41.31 30.80 5.47 34.10 162 13 PEAK	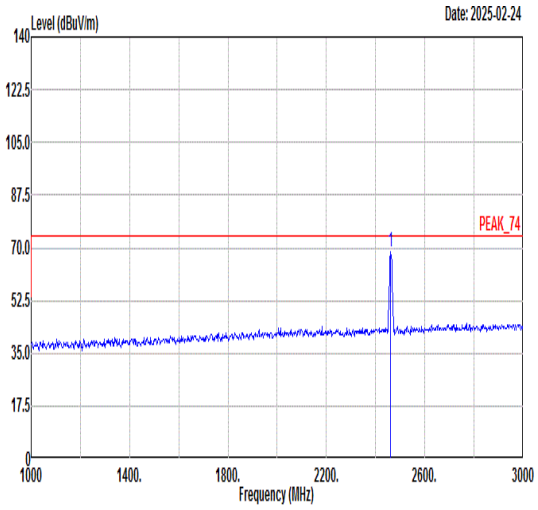 Freq Level Limit Line Margin Read Level Ant Factor Cable Loss Preamp Factor APos TPos Remark 1 2462.00 68.52 ------ ------ 66.41 30.79 5.44 34.12 162 13 PEAK
Avg	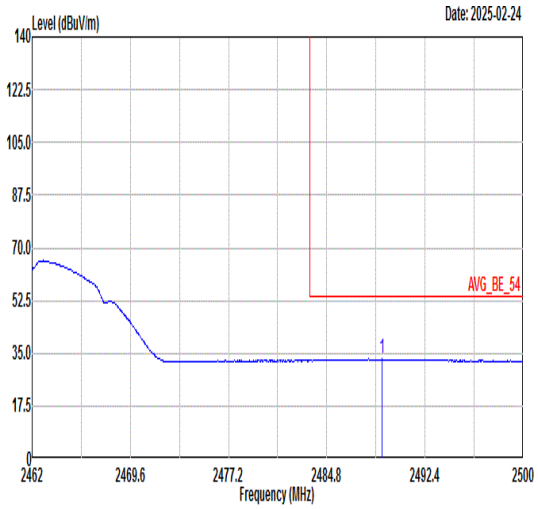 Freq Level Limit Line Margin Read Level Ant Factor Cable Loss Preamp Factor APos TPos Remark 1 2489.06 33.04 54.00 -20.96 30.87 30.80 5.47 34.10 162 13 AVERAGE	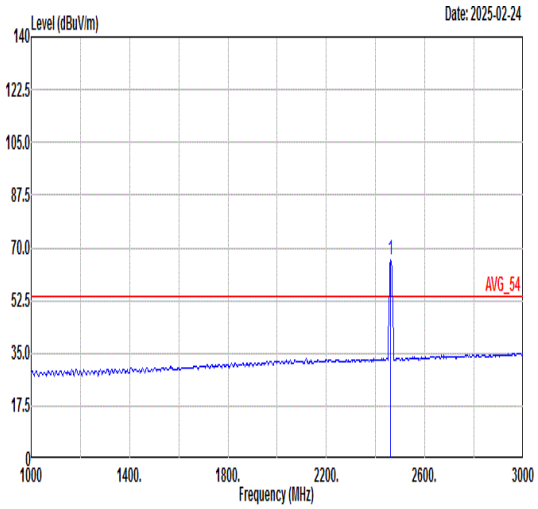 Freq Level Limit Line Margin Read Level Ant Factor Cable Loss Preamp Factor APos TPos Remark 1 2462.00 66.26 ------ ------ 64.15 30.79 5.44 34.12 162 13 AVERAGE

Mode	3	
	Harmonic	
	2400-2483.5_802.11b_CH11_2462MHz	
ANT	8	
Pol.	Horizontal	Vertical
Peak Avg	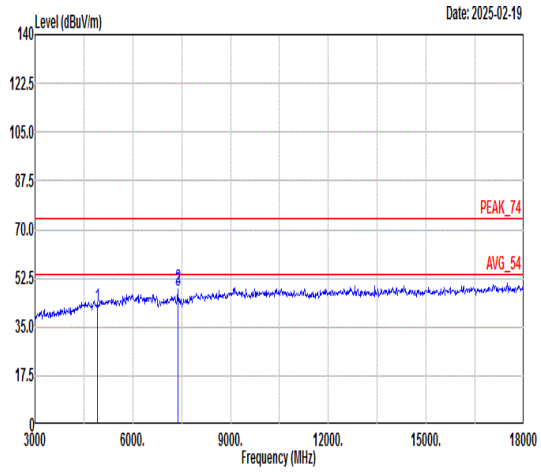 Freq Level Limit Line Margin Read Level Ant Factor Cable Loss Preamp Factor APos TPos Remark MHz dBuV/m dBuV/m dB dBuV dB/m dB dB cm deg 1 4924.00 42.31 74.00 -31.69 61.98 36.58 8.57 64.82 --- --- Peak 2 7386.00 49.09 74.00 -24.91 67.08 36.81 10.18 64.98 104 26 Peak 3 7386.00 47.98 54.00 -6.02 65.97 36.81 10.18 64.98 104 26 Average	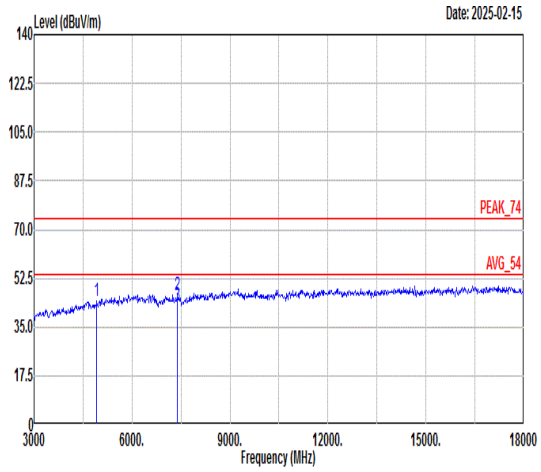 Freq Level Limit Line Margin Read Level Ant Factor Cable Loss Preamp Factor APos TPos Remark MHz dBuV/m dBuV/m dB dBuV dB/m dB dB cm deg 1 4924.00 44.63 74.00 -29.37 64.30 36.58 8.57 64.82 --- --- Peak 2 7386.00 46.53 74.00 -27.47 64.52 36.81 10.18 64.98 110 35 Peak 3 7386.00 42.58 54.00 -11.42 60.57 36.81 10.18 64.98 110 35 Average

Mode	4	
	Band Edge	
	2400-2483.5_802.11g_CH01_2412MHz	
ANT	8	
Pol.	Horizontal	Fundamental
Peak	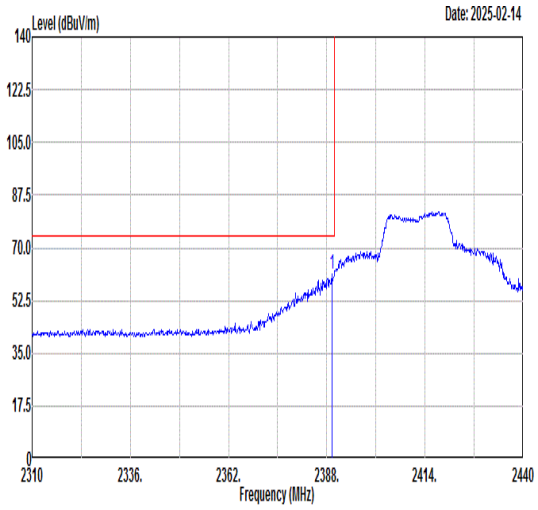 Freq Level Limit Line Margin (dB) Read Level Ant Factor Cable Loss Preamp Factor APos TPos Remark 1 2389.30 61.18 74.00 -12.82 59.18 30.78 5.36 34.14 117 282 PEAK	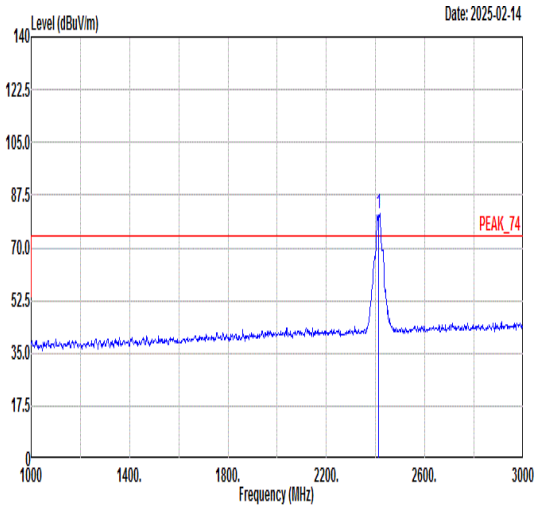 Freq Level Limit Line Margin (dB) Read Level Ant Factor Cable Loss Preamp Factor APos TPos Remark 1 2412.00 81.30 ------ ------ 79.26 30.78 5.39 34.13 117 282 PEAK
Avg	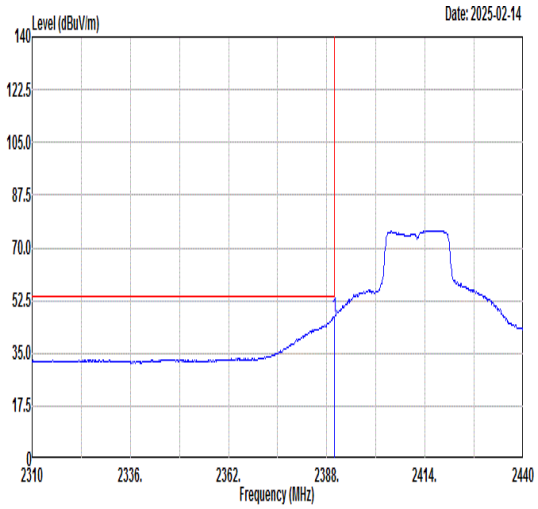 Freq Level Limit Line Margin (dB) Read Level Ant Factor Cable Loss Preamp Factor APos TPos Remark 1 2389.95 47.25 54.00 -6.75 45.25 30.78 5.36 34.14 117 282 AVERAGE	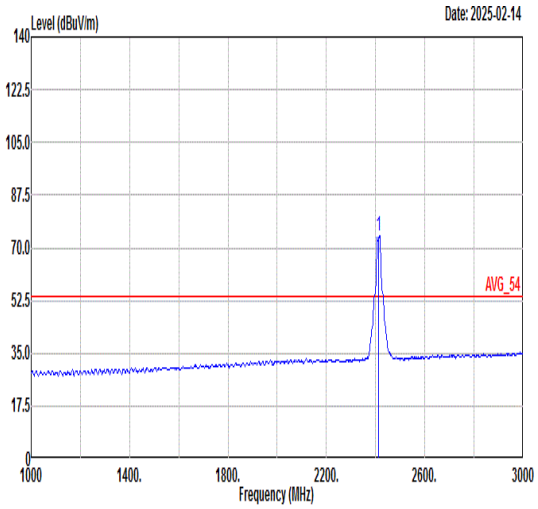 Freq Level Limit Line Margin (dB) Read Level Ant Factor Cable Loss Preamp Factor APos TPos Remark 1 2412.00 74.08 ------ ------ 72.04 30.78 5.39 34.13 117 282 AVERAGE

Mode	4	
	Band Edge	
	2400-2483.5_802.11g_CH01_2412MHz	
ANT	8	
Pol.	Vertical	Fundamental
Peak	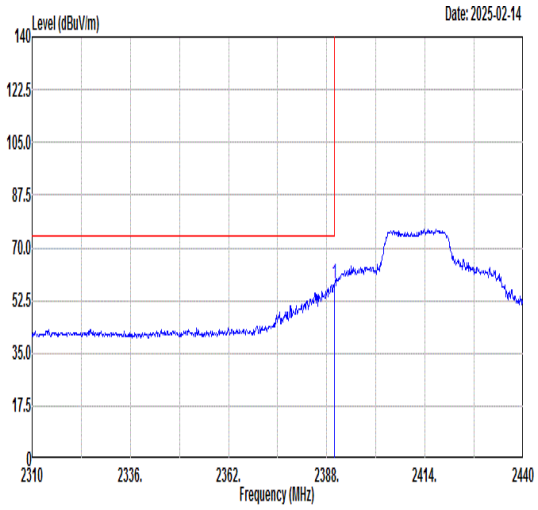 Freq Level Limit Line Margin (dB) Read Level Ant Factor Cable Loss Preamp Factor APos TPos Remark 1 2389.95 58.34 74.00 -15.66 56.34 30.78 5.36 34.14 365 246 PEAK	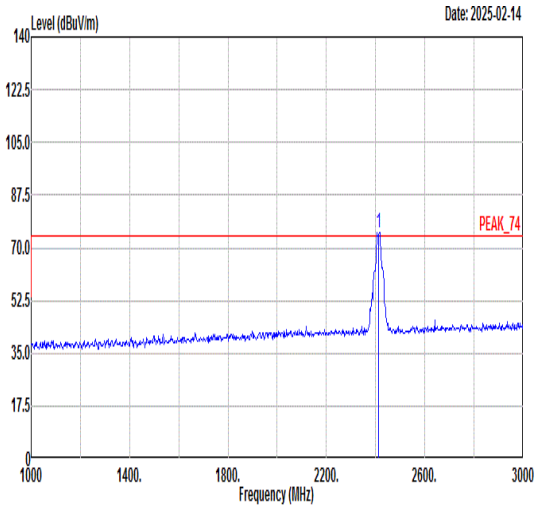 Freq Level Limit Line Margin (dB) Read Level Ant Factor Cable Loss Preamp Factor APos TPos Remark 1 2412.00 75.20 ------ ------ 73.19 30.78 5.37 34.14 365 246 PEAK
Avg	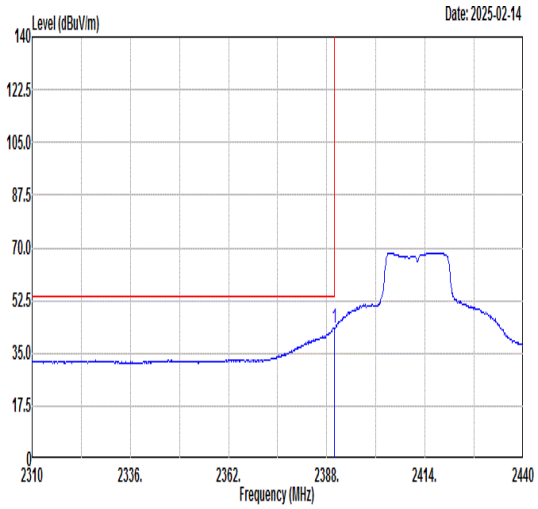 Freq Level Limit Line Margin (dB) Read Level Ant Factor Cable Loss Preamp Factor APos TPos Remark 1 2389.95 43.30 54.00 -10.70 41.30 30.78 5.36 34.14 365 246 AVERAGE	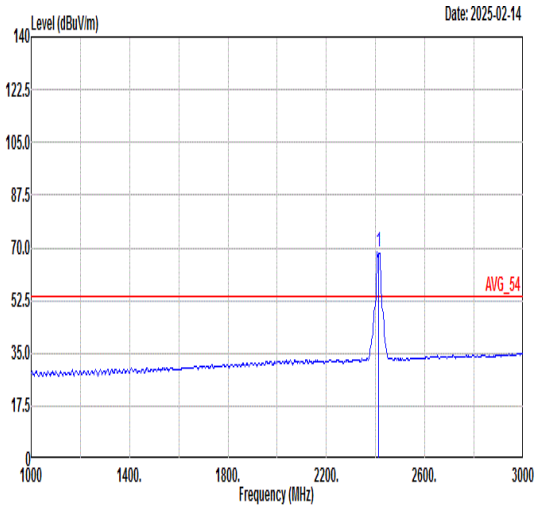 Freq Level Limit Line Margin (dB) Read Level Ant Factor Cable Loss Preamp Factor APos TPos Remark 1 2412.00 68.42 ------ ------ 66.41 30.78 5.37 34.14 365 246 AVERAGE

Mode	4	
	Harmonic	
	2400-2483.5_802.11g_CH01_2412MHz	
ANT	8	
Pol.	Horizontal	Vertical
Peak Avg	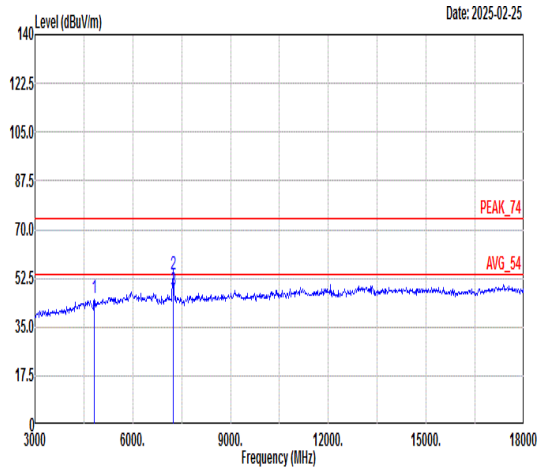 Freq Level Limit Line Margin Read Level Ant Factor Cable Loss Preamp Factor APos TPos Remark MHz dBuV/m dBuV/m dB dBuV dB/m dB dB cm deg 1 4824.00 45.32 74.00 -28.68 64.86 36.42 8.88 64.84 --- --- Peak 2 7236.00 53.69 74.00 -20.31 71.58 36.96 10.18 65.03 100 25 Peak 3 7236.00 47.89 54.00 -6.11 65.78 36.96 10.18 65.03 100 25 Average	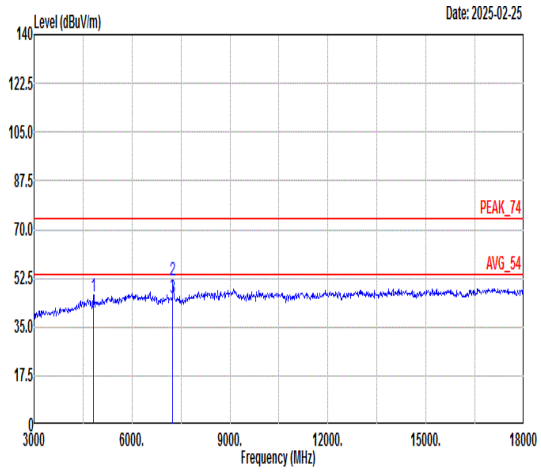 Freq Level Limit Line Margin Read Level Ant Factor Cable Loss Preamp Factor APos TPos Remark MHz dBuV/m dBuV/m dB dBuV dB/m dB dB cm deg 1 4824.00 45.79 74.00 -28.21 65.33 36.42 8.88 64.84 --- --- Peak 2 7236.00 51.79 74.00 -22.21 69.68 36.96 10.18 65.03 100 49 Peak 3 7236.00 45.41 54.00 -8.59 63.30 36.96 10.18 65.03 100 49 Average

Mode	5	
	Harmonic	
	2400-2483.5_802.11g_CH06_2437MHz	
ANT	8	
Pol.	Horizontal	Vertical
Peak Avg	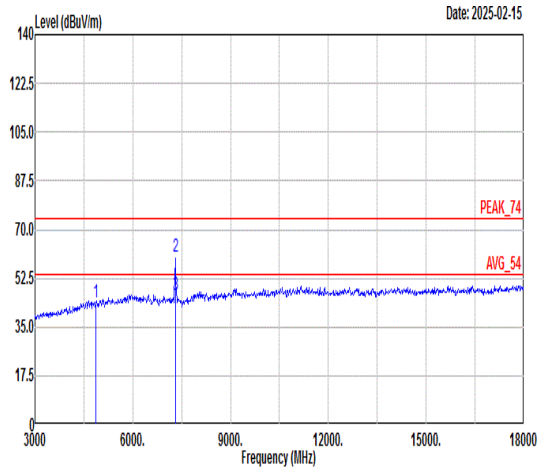 Freq Level Limit Line Margin Read Level Ant Factor Cable Loss Preamp Factor APos TPos Remark MHz dBuV/m dBuV/m dB dBuV dB/m dB dB cm deg 1 4874.00 43.73 74.00 -30.27 63.34 36.50 8.72 64.83 --- --- Peak 2 7311.00 60.42 74.00 -13.58 78.36 36.89 10.18 65.01 100 40 Peak 3 7311.00 46.28 54.00 -7.72 64.22 36.89 10.18 65.01 100 40 Average	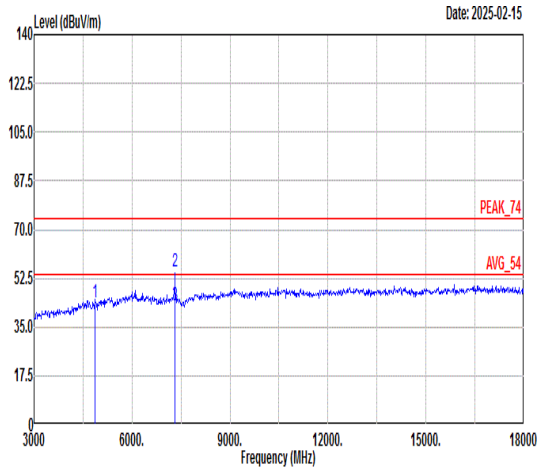 Freq Level Limit Line Margin Read Level Ant Factor Cable Loss Preamp Factor APos TPos Remark MHz dBuV/m dBuV/m dB dBuV dB/m dB dB cm deg 1 4874.00 43.67 74.00 -30.33 63.28 36.50 8.72 64.83 --- --- Peak 2 7311.00 55.17 74.00 -18.83 73.11 36.89 10.18 65.01 100 207 Peak 3 7311.00 43.02 54.00 -10.98 60.96 36.89 10.18 65.01 100 207 Average

Mode	6	
	Band Edge	
	2400-2483.5_802.11g_CH11_2462MHz	
ANT	8	
Pol.	Horizontal	Fundamental
Peak	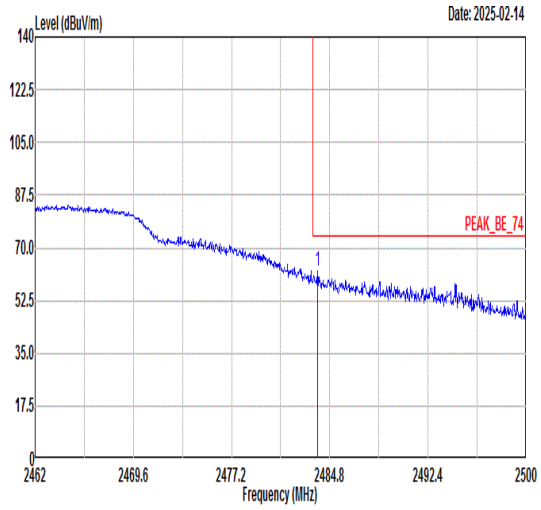 Freq Level Limit Line Margin (dB) Read Level Ant Factor Cable Loss Preamp Factor APos TPos Remark 1 2483.85 62.10 74.00 -11.90 59.95 30.80 5.46 34.11 103 276 PEAK	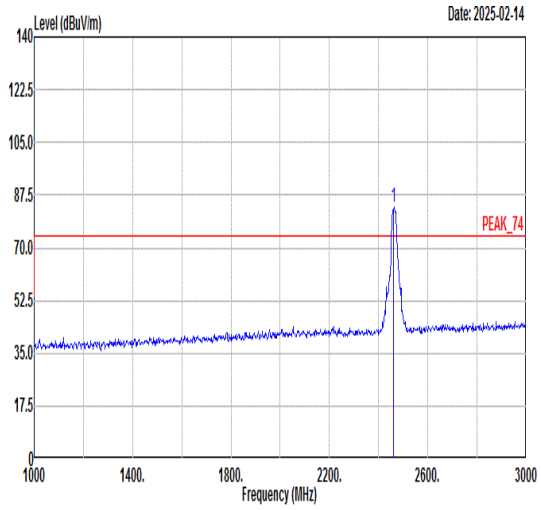 Freq Level Limit Line Margin (dB) Read Level Ant Factor Cable Loss Preamp Factor APos TPos Remark 1 2462.00 83.49 ------ ------ 81.37 30.79 5.44 34.11 103 276 PEAK
Avg	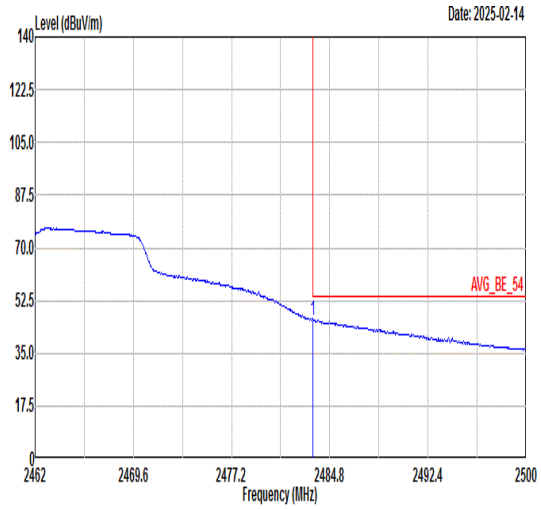 Freq Level Limit Line Margin (dB) Read Level Ant Factor Cable Loss Preamp Factor APos TPos Remark 1 2483.51 46.18 54.00 -7.82 44.03 30.80 5.46 34.11 103 276 AVERAGE	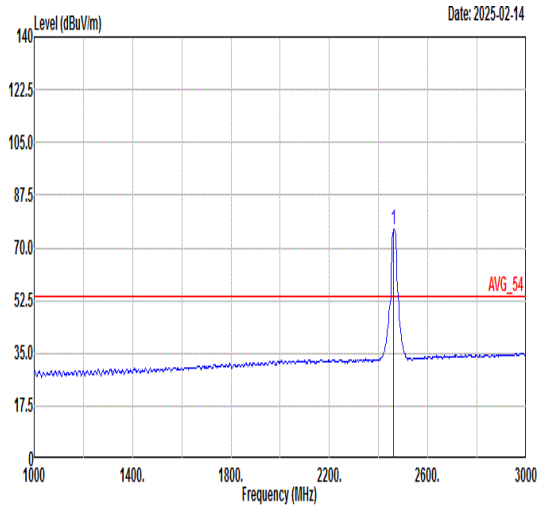 Freq Level Limit Line Margin (dB) Read Level Ant Factor Cable Loss Preamp Factor APos TPos Remark 1 2462.00 76.24 ------ ------ 74.12 30.79 5.44 34.11 103 276 AVERAGE

Mode	6	
	Band Edge	
	2400-2483.5_802.11g_CH11_2462MHz	
ANT	8	
Pol.	Vertical	Fundamental
Peak	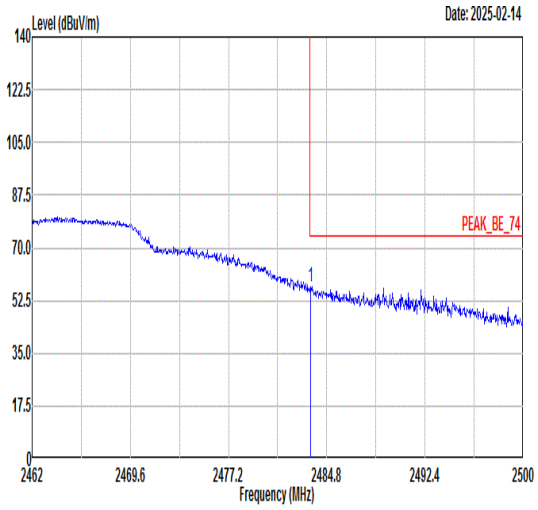 Freq Level Limit Line Margin (dB) Read Level Ant Factor Cable Loss Preamp Factor APos TPos Remark 1 2483.55 57.08 74.00 -16.92 54.93 30.80 5.46 34.11 376 229 PEAK	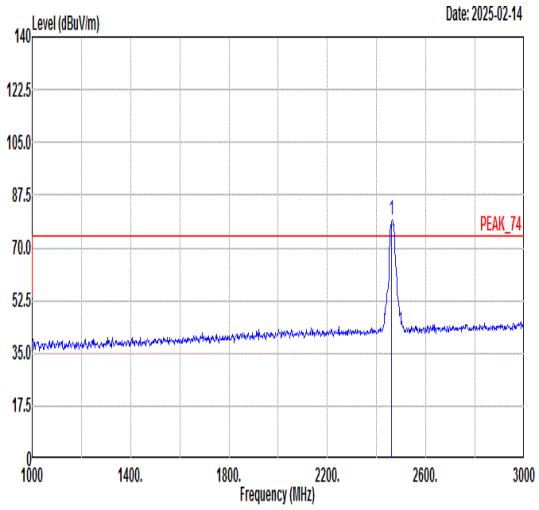 Freq Level Limit Line Margin (dB) Read Level Ant Factor Cable Loss Preamp Factor APos TPos Remark 1 2462.00 78.99 ------ ------ 76.87 30.79 5.44 34.11 376 229 PEAK
Avg	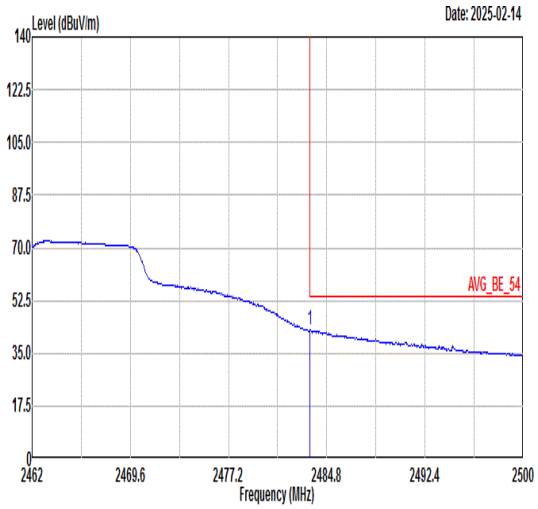 Freq Level Limit Line Margin (dB) Read Level Ant Factor Cable Loss Preamp Factor APos TPos Remark 1 2483.51 42.86 54.00 -11.14 40.71 30.80 5.46 34.11 376 229 AVERAGE	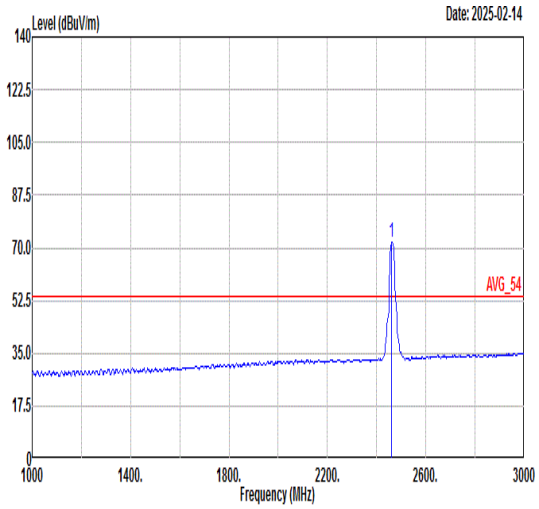 Freq Level Limit Line Margin (dB) Read Level Ant Factor Cable Loss Preamp Factor APos TPos Remark 1 2462.00 71.94 ------ ------ 69.82 30.79 5.44 34.11 376 229 AVERAGE

Mode	6	
	Harmonic	
	2400-2483.5_802.11g_CH11_2462MHz	
ANT	8	
Pol.	Horizontal	Vertical
Peak Avg	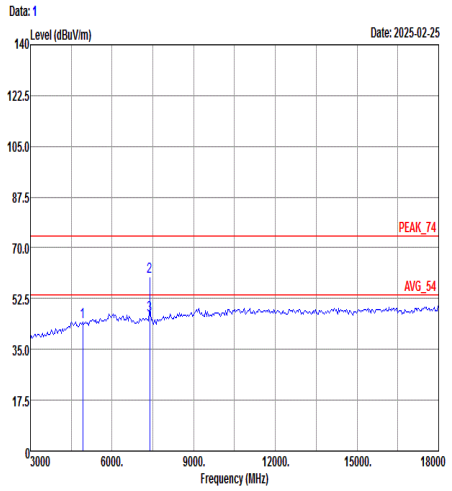 Freq Level Over Limit Limit Line ReadLevel Antenna Factor Cable Loss Preamp Factor A/Pos T/Pos Remark MHz dBuV/m dB dBuV/m dBuV dB/m dB dB cm deg 1 4924.00 44.26 -29.74 74.00 63.97 36.58 8.53 64.82 --- --- Peak 2 * 7386.00 60.02 -13.98 74.00 78.01 36.81 10.18 64.98 100 30 Peak 3 7386.00 46.64 -7.36 54.00 64.63 36.81 10.18 64.98 100 30 Average	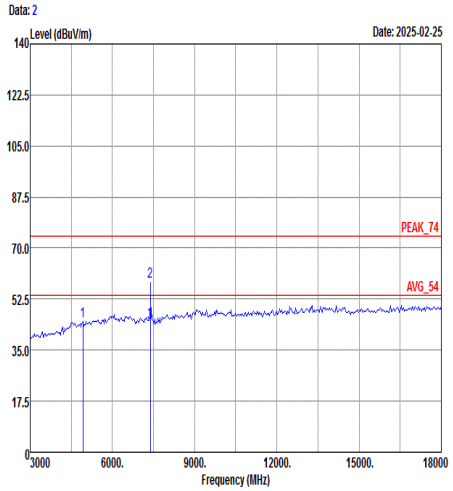 Freq Level Over Limit Limit Line ReadLevel Antenna Factor Cable Loss Preamp Factor A/Pos T/Pos Remark MHz dBuV/m dB dBuV/m dBuV dB/m dB dB cm deg 1 4924.00 44.94 -29.06 74.00 64.65 36.58 8.53 64.82 --- --- Peak 2 * 7386.00 58.31 -15.69 74.00 76.30 36.81 10.18 64.98 100 214 Peak 3 7386.00 44.29 -9.71 54.00 62.28 36.81 10.18 64.98 100 214 Average

Mode	7	
	Band Edge	
	2400-2483.5_802.11n HT20_CH01_2412MHz	
ANT	8	
Pol.	Horizontal	Fundamental
Peak	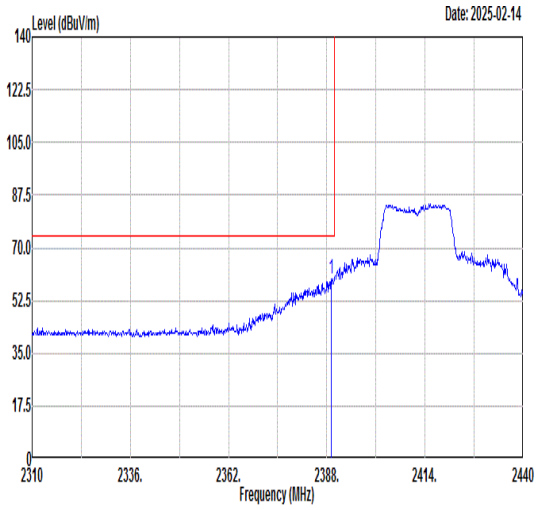 Freq Level Limit Line Margin (dB) Read Level Ant Factor Cable Loss Preamp Factor APos TPos Remark 1 2389.17 59.76 74.00 -14.24 57.76 30.78 5.36 34.14 118 280 PEAK	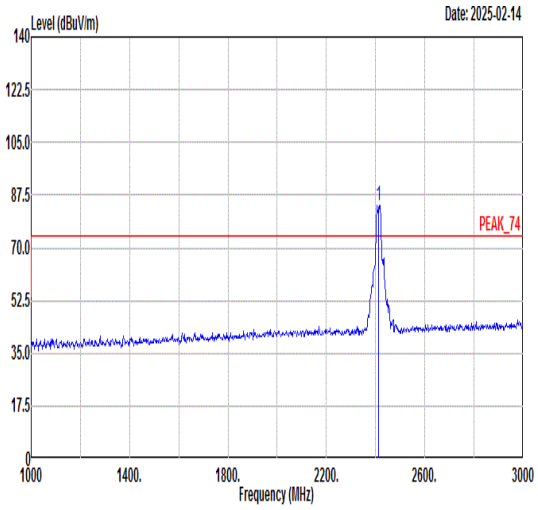 Freq Level Limit Line Margin (dB) Read Level Ant Factor Cable Loss Preamp Factor APos TPos Remark 1 2412.00 84.26 ------ ------ 82.23 30.78 5.38 34.13 118 280 PEAK
Avg	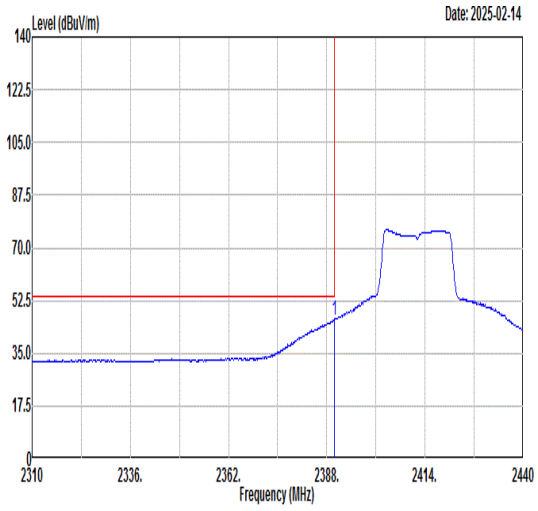 Freq Level Limit Line Margin (dB) Read Level Ant Factor Cable Loss Preamp Factor APos TPos Remark 1 2389.95 45.97 54.00 -8.03 43.97 30.78 5.36 34.14 118 280 AVERAGE	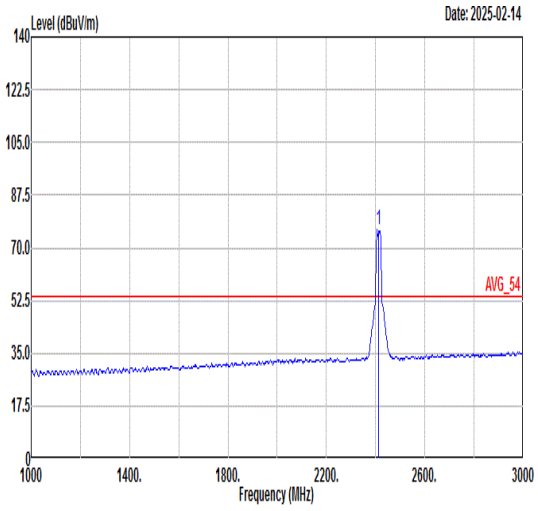 Freq Level Limit Line Margin (dB) Read Level Ant Factor Cable Loss Preamp Factor APos TPos Remark 1 2412.00 75.81 ------ ------ 73.80 30.78 5.37 34.14 118 280 AVERAGE

Mode	7	
	Band Edge	
	2400-2483.5_802.11n HT20_CH01_2412MHz	
ANT	8	
Pol.	Vertical	Fundamental
Peak	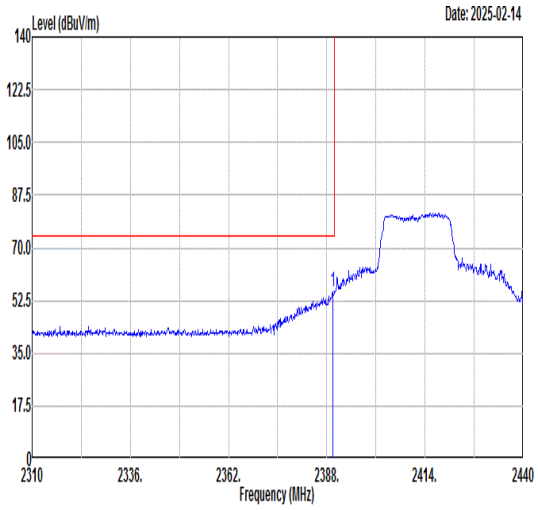 Freq Level Limit Line Margin (dB) Read Level Ant Factor Cable Loss Preamp Factor APos TPos Remark 1 2389.69 55.47 74.00 -18.53 53.47 30.78 5.36 34.14 400 249 PEAK	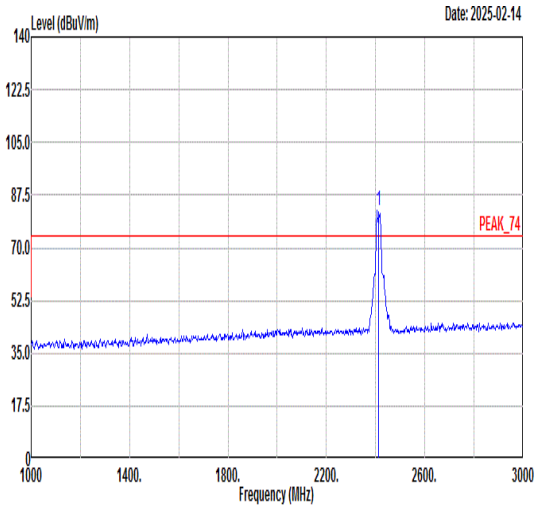 Freq Level Limit Line Margin (dB) Read Level Ant Factor Cable Loss Preamp Factor APos TPos Remark 1 2412.00 82.17 ------ ------ 80.16 30.78 5.37 34.14 400 249 PEAK
Avg	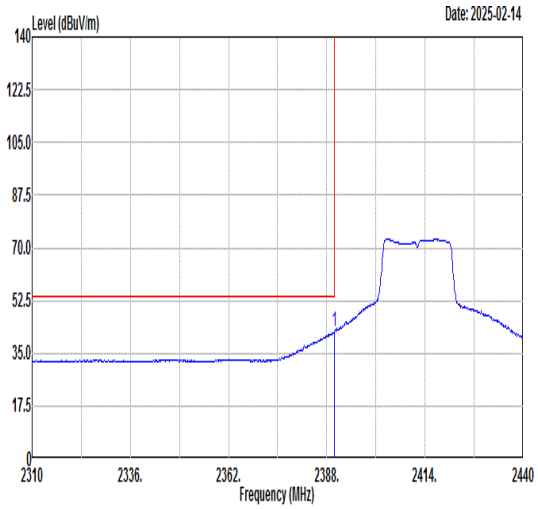 Freq Level Limit Line Margin (dB) Read Level Ant Factor Cable Loss Preamp Factor APos TPos Remark 1 2389.95 42.17 54.00 -11.83 40.17 30.78 5.36 34.14 400 249 AVERAGE	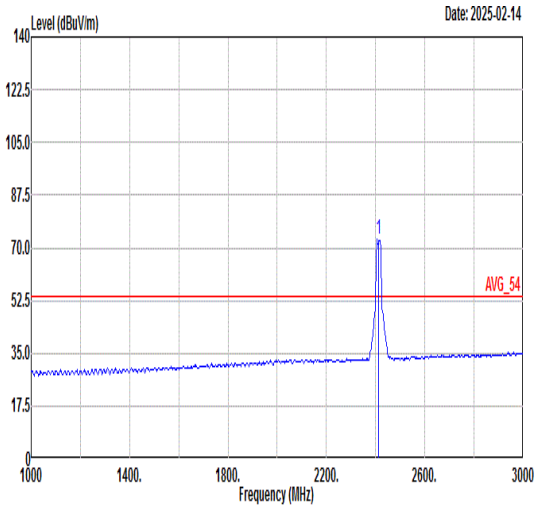 Freq Level Limit Line Margin (dB) Read Level Ant Factor Cable Loss Preamp Factor APos TPos Remark 1 2412.00 72.75 ------ ------ 70.74 30.78 5.37 34.14 400 249 AVERAGE

Mode	7	
	Harmonic	
	2400-2483.5_802.11n HT20_CH01_2412MHz	
ANT	8	
Pol.	Horizontal	Vertical
Peak Avg	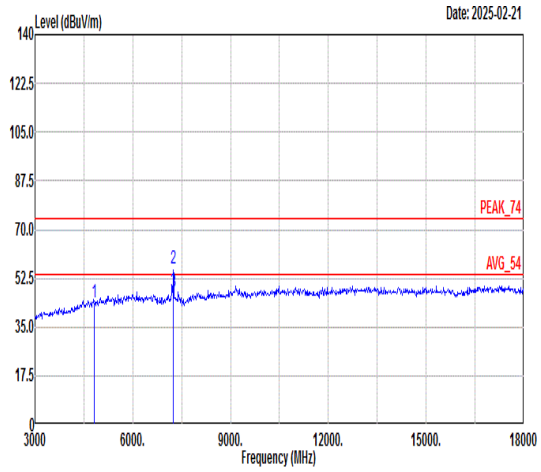 Freq Level Limit Line Margin Read Level Ant Factor Cable Loss Preamp Factor APos TPos Remark MHz dBuV/m dBuV/m dB dBuV dB/m dB dB cm deg 1 4824.00 43.60 74.00 -30.40 63.14 36.42 8.88 64.84 --- --- Peak 2 7236.00 56.23 74.00 -17.77 74.12 36.96 10.18 65.03 103 43 Peak 3 7236.00 47.47 54.00 -6.53 65.36 36.96 10.18 65.03 103 43 Average	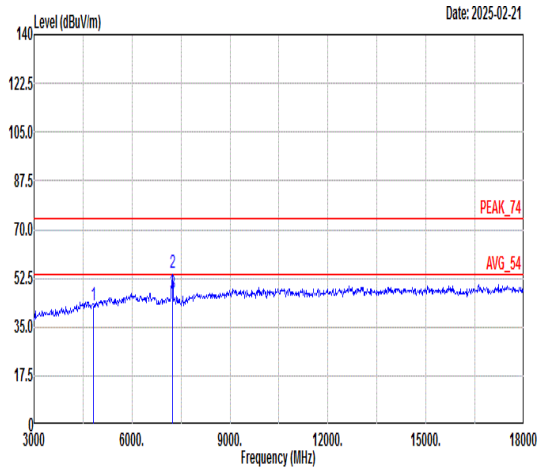 Freq Level Limit Line Margin Read Level Ant Factor Cable Loss Preamp Factor APos TPos Remark MHz dBuV/m dBuV/m dB dBuV dB/m dB dB cm deg 1 4824.00 43.02 74.00 -30.98 62.56 36.42 8.88 64.84 --- --- Peak 2 7236.00 54.43 74.00 -19.57 72.32 36.96 10.18 65.03 100 8 Peak 3 7236.00 46.94 54.00 -7.06 64.83 36.96 10.18 65.03 100 8 Average

Mode	8	
	Harmonic	
	2400-2483.5_802.11n HT20_CH06_2437MHz	
ANT	8	
Pol.	Horizontal	Vertical
Peak Avg	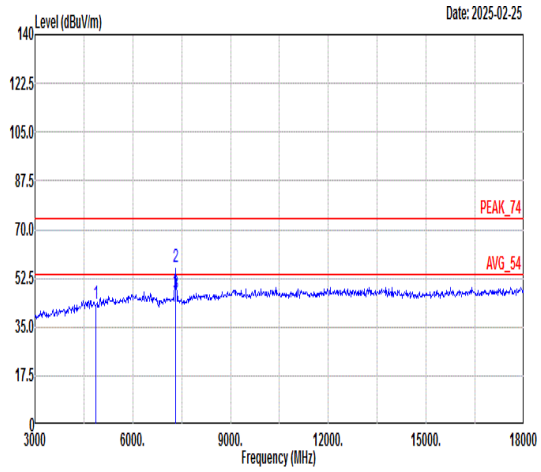 Freq Level Limit Line Margin Read Level Ant Factor Cable Loss Preamp Factor APos TPos Remark MHz dBuV/m dBuV/m dB dBuV dB/m dB dB cm deg 1 4874.00 43.57 74.00 -30.43 63.18 36.50 8.72 64.83 --- --- Peak 2 7311.00 56.67 74.00 -17.33 74.61 36.89 10.18 65.01 103 27 Peak 3 7311.00 47.09 54.00 -6.91 65.03 36.89 10.18 65.01 103 27 Average	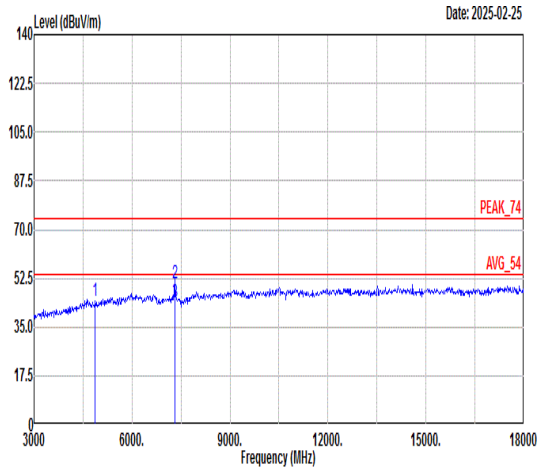 Freq Level Limit Line Margin Read Level Ant Factor Cable Loss Preamp Factor APos TPos Remark MHz dBuV/m dBuV/m dB dBuV dB/m dB dB cm deg 1 4874.00 44.15 74.00 -29.85 63.76 36.50 8.72 64.83 --- --- Peak 2 7311.00 50.80 74.00 -23.20 68.74 36.89 10.18 65.01 100 202 Peak 3 7311.00 43.98 54.00 -10.02 61.92 36.89 10.18 65.01 100 202 Average

Mode	9	
	Band Edge	
	2400-2483.5_802.11n HT20_CH11_2462MHz	
ANT	8	
Pol.	Horizontal	Fundamental
Peak	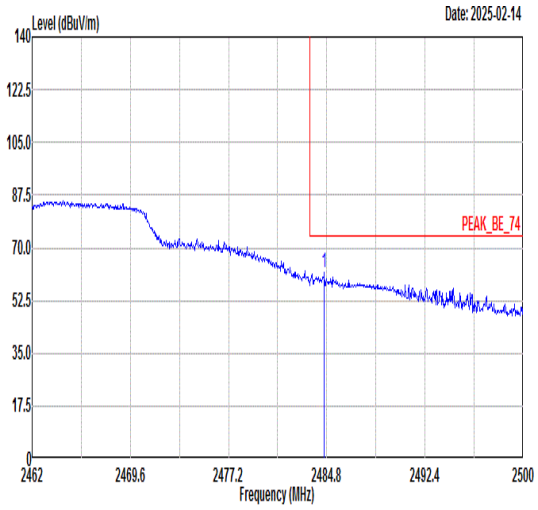 Freq Level Limit Line Margin (dB) Read Level Ant Factor Cable Loss Preamp Factor APos TPos Remark MHz dBuV/m dBuV/m dBuV dB/m dB dB cm deg 1 2484.61 62.00 74.00 -12.00 59.85 30.80 5.46 34.11 104 281 PEAK	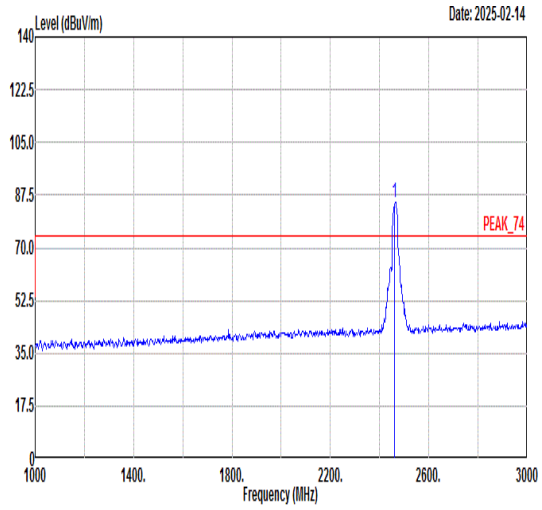 Freq Level Limit Line Margin (dB) Read Level Ant Factor Cable Loss Preamp Factor APos TPos Remark MHz dBuV/m dBuV/m dBuV dB/m dB dB cm deg 1 2462.00 85.15 ------ ------ 83.03 30.79 5.44 34.11 104 281 PEAK
Avg	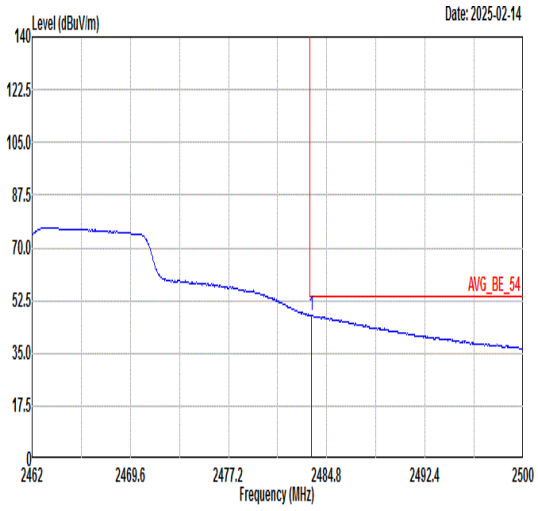 Freq Level Limit Line Margin (dB) Read Level Ant Factor Cable Loss Preamp Factor APos TPos Remark MHz dBuV/m dBuV/m dBuV dB/m dB dB cm deg 1 2483.58 47.57 54.00 -6.43 45.42 30.80 5.46 34.11 104 281 AVERAGE	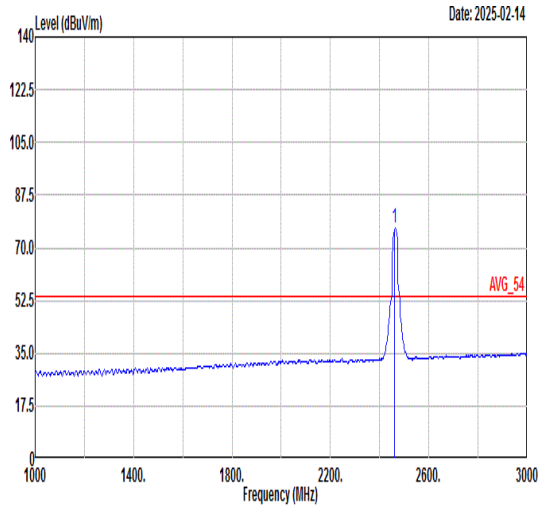 Freq Level Limit Line Margin (dB) Read Level Ant Factor Cable Loss Preamp Factor APos TPos Remark MHz dBuV/m dBuV/m dBuV dB/m dB dB cm deg 1 2462.00 76.40 ------ ------ 74.28 30.79 5.44 34.11 104 281 AVERAGE

Mode	9	
	Band Edge	
	2400-2483.5_802.11n HT20_CH11_2462MHz	
ANT	8	
Pol.	Vertical	Fundamental
Peak	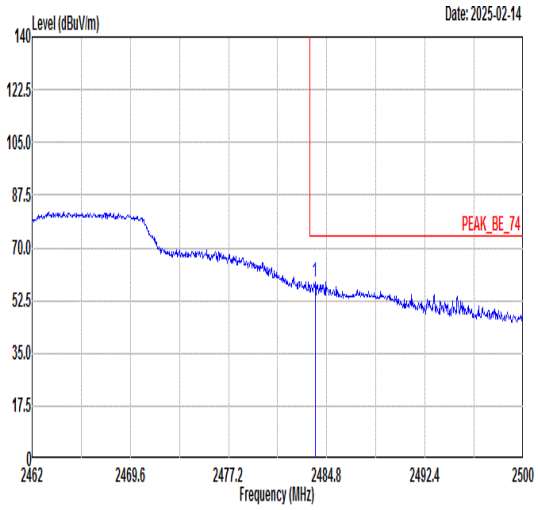 Freq Level Limit Line Margin (dB) Read Level Ant Factor Cable Loss Preamp Factor APos TPos Remark MHz dBuV/m dBuV/m dBuV dB/m dB dB cm deg 1 2483.89 58.73 74.00 -15.27 56.58 30.80 5.46 34.11 378 244 PEAK	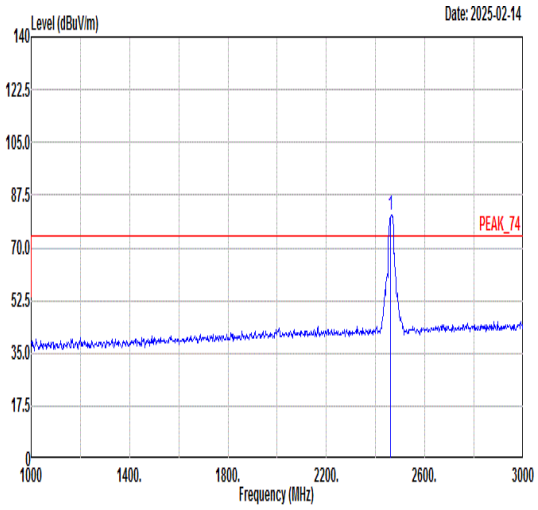 Freq Level Limit Line Margin (dB) Read Level Ant Factor Cable Loss Preamp Factor APos TPos Remark MHz dBuV/m dBuV/m dBuV dB/m dB dB cm deg 1 2462.00 81.08 ------ ------ 78.96 30.79 5.44 34.11 378 244 PEAK
Avg	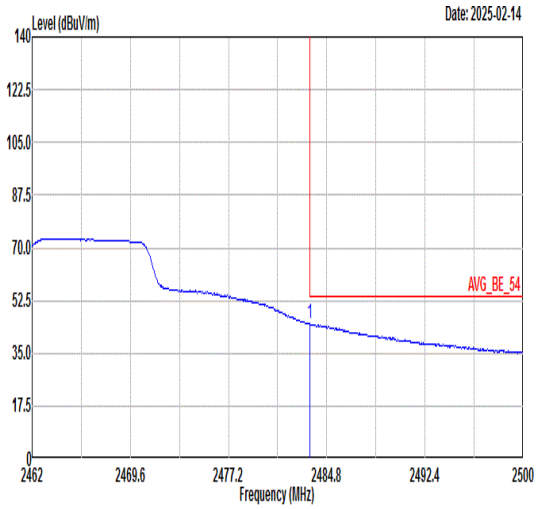 Freq Level Limit Line Margin (dB) Read Level Ant Factor Cable Loss Preamp Factor APos TPos Remark MHz dBuV/m dBuV/m dBuV dB/m dB dB cm deg 1 2483.51 44.75 54.00 -9.25 42.60 30.80 5.46 34.11 378 244 AVERAGE	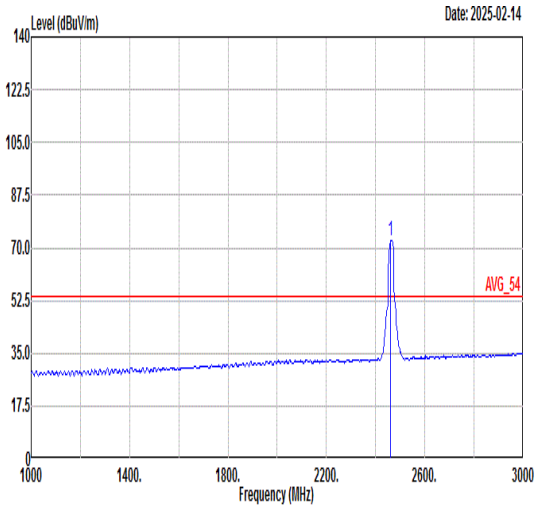 Freq Level Limit Line Margin (dB) Read Level Ant Factor Cable Loss Preamp Factor APos TPos Remark MHz dBuV/m dBuV/m dBuV dB/m dB dB cm deg 1 2462.00 72.56 ------ ------ 70.44 30.79 5.44 34.11 378 244 AVERAGE

Mode	9	
	Harmonic	
	2400-2483.5_802.11n HT20_CH11_2462MHz	
ANT	8	
Pol.	Horizontal	Vertical
Peak Avg	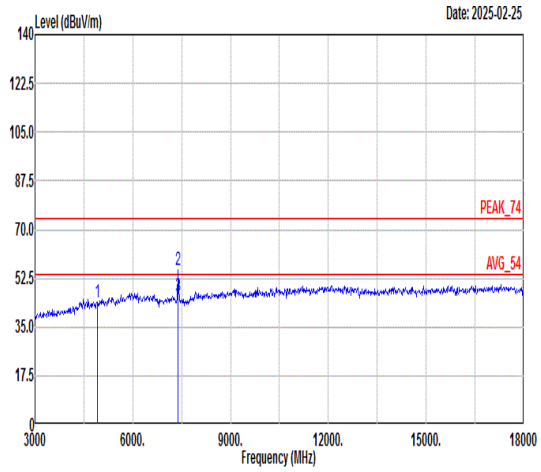 Freq Level Limit Line Margin Read Level Ant Factor Cable Loss Preamp Factor APos TPos Remark MHz dBuV/m dBuV/m dB dBuV dB/m dB dB cm deg 1 4924.00 43.65 74.00 -30.35 63.32 36.58 8.57 64.82 --- --- Peak 2 7386.00 55.72 74.00 -18.28 73.71 36.81 10.18 64.98 100 31 Peak 3 7386.00 45.78 54.00 -8.22 63.77 36.81 10.18 64.98 100 31 Average	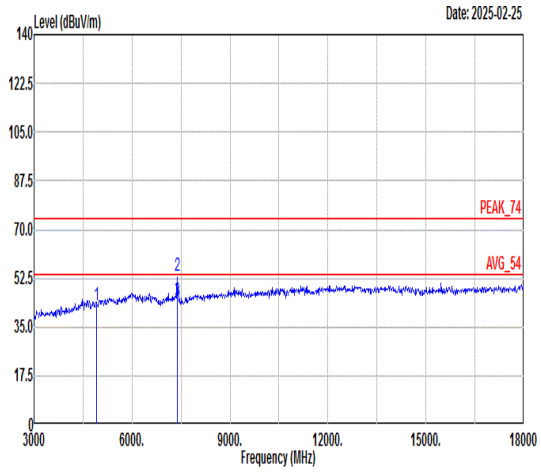 Freq Level Limit Line Margin Read Level Ant Factor Cable Loss Preamp Factor APos TPos Remark MHz dBuV/m dBuV/m dB dBuV dB/m dB dB cm deg 1 4924.00 42.84 74.00 -31.16 62.51 36.58 8.57 64.82 --- --- Peak 2 7386.00 53.13 74.00 -20.87 71.12 36.81 10.18 64.98 101 208 Peak 3 7386.00 44.19 54.00 -9.81 62.18 36.81 10.18 64.98 101 208 Average

Mode	10	
	Band Edge - L	
	2400-2483.5_802.11n HT40_CH03_2422MHz	
ANT	8	
Pol.	Horizontal	Fundamental
Peak	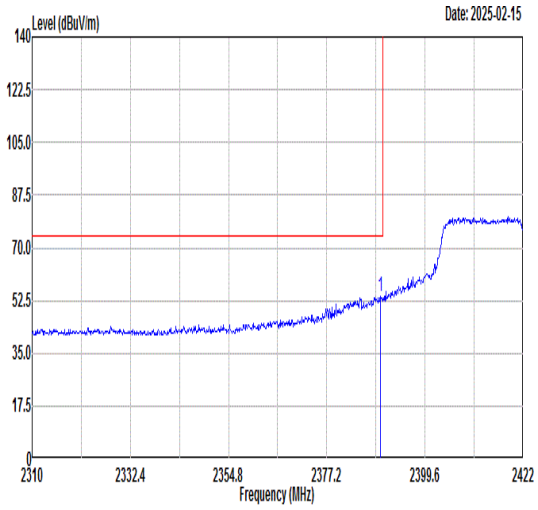 Freq Level Limit Line Margin (dB) Read Level Ant Factor Cable Loss Preamp Factor APos TPos Remark 1 2389.41 54.04 74.00 -19.96 52.04 30.78 5.36 34.14 100 288 PEAK	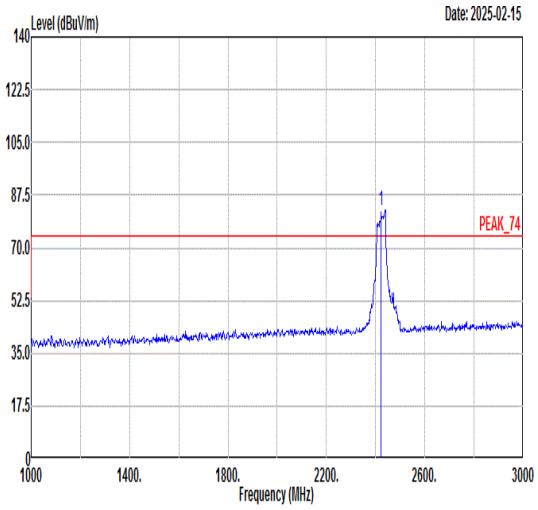 Freq Level Limit Line Margin (dB) Read Level Ant Factor Cable Loss Preamp Factor APos TPos Remark 1 2422.00 82.59 ------ ------ 80.51 30.79 5.41 34.12 100 288 PEAK
Avg	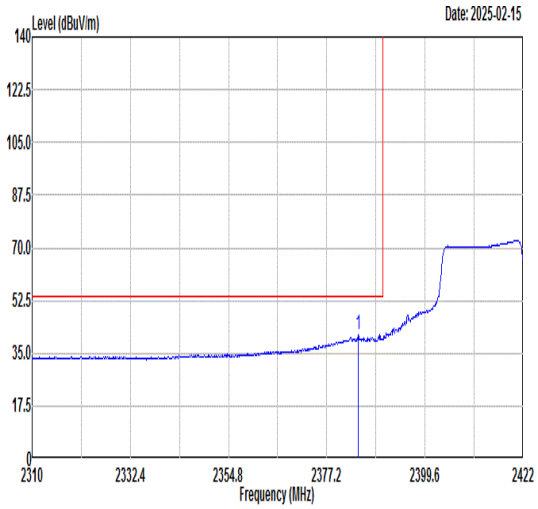 Freq Level Limit Line Margin (dB) Read Level Ant Factor Cable Loss Preamp Factor APos TPos Remark 1 2384.37 41.42 54.00 -12.58 39.44 30.78 5.35 34.15 100 288 AVERAGE	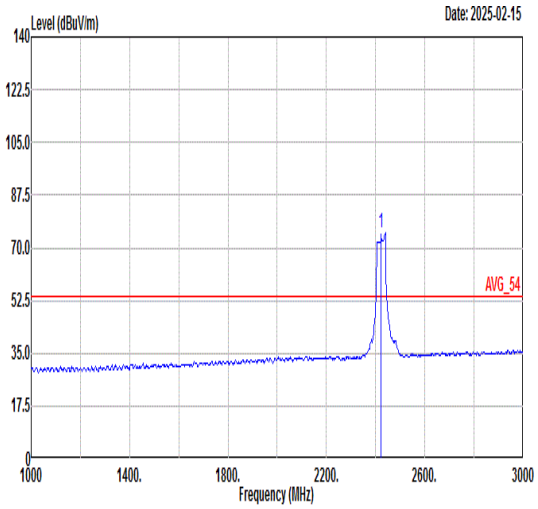 Freq Level Limit Line Margin (dB) Read Level Ant Factor Cable Loss Preamp Factor APos TPos Remark 1 2422.00 74.85 ------ ------ 72.77 30.79 5.41 34.12 100 288 AVERAGE

Mode	10	
	Band Edge - R	
	2400-2483.5_802.11n HT40_CH03_2422MHz	
ANT	8	
Pol.	Horizontal	Fundamental
Peak	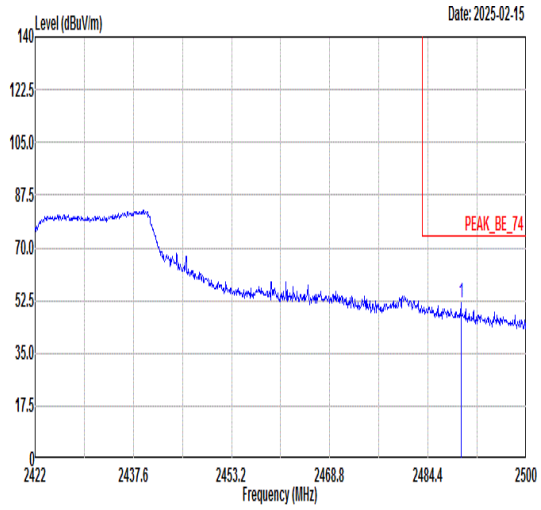 Limit Margin Read Ant Cable Preamp APos TPos Freq Level Line (dB) Level Factor Loss Factor Remark MHz dBuV/m dBuV/m dBuV dB/m dB dB cm deg 1 2489.63 51.68 74.00 -22.32 49.51 30.80 5.47 34.10 100 288 PEAK	Blank
Avg	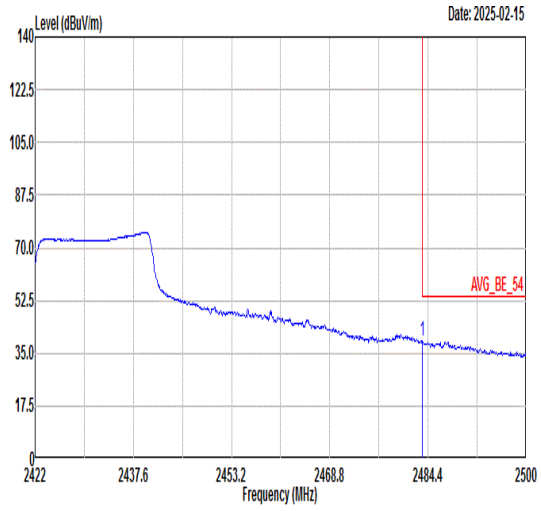 Limit Margin Read Ant Cable Preamp APos TPos Freq Level Line (dB) Level Factor Loss Factor Remark MHz dBuV/m dBuV/m dBuV dB/m dB dB cm deg 1 2483.54 39.32 54.00 -14.68 37.17 30.80 5.46 34.11 100 288 AVERAGE	Blank

Mode	10	
	Band Edge - L	
	2400-2483.5_802.11n HT40_CH03_2422MHz	
ANT	8	
Pol.	Vertical	Fundamental
Peak	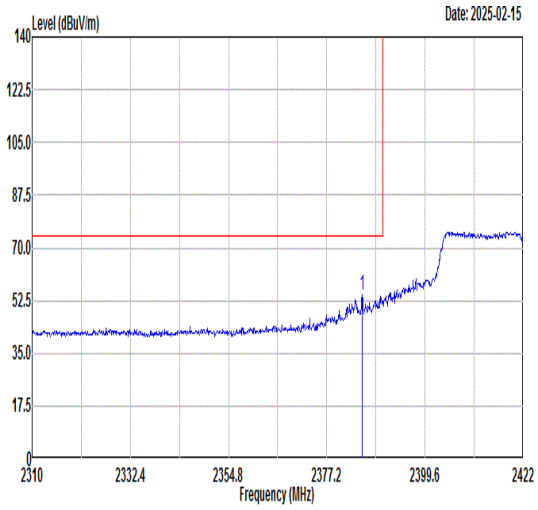 Freq Level Limit Line Margin (dB) Read Level Ant Factor Cable Loss Preamp Factor APos TPos Remark 1 2385.26 54.30 74.00 -19.70 52.32 30.78 5.35 34.15 400 243 PEAK	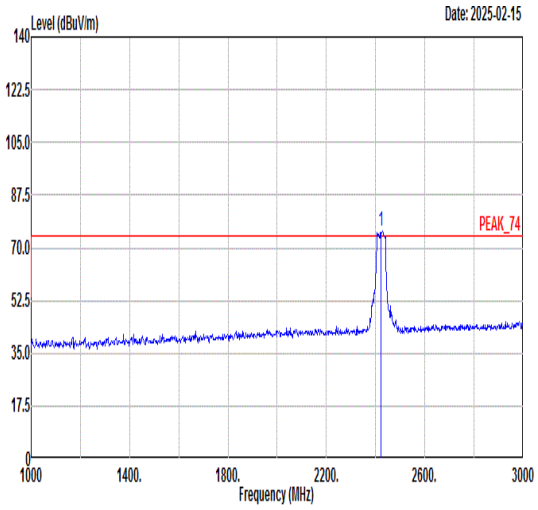 Freq Level Limit Line Margin (dB) Read Level Ant Factor Cable Loss Preamp Factor APos TPos Remark 1 2422.00 75.45 ------ ------ 73.39 30.79 5.40 34.13 400 243 PEAK
Avg	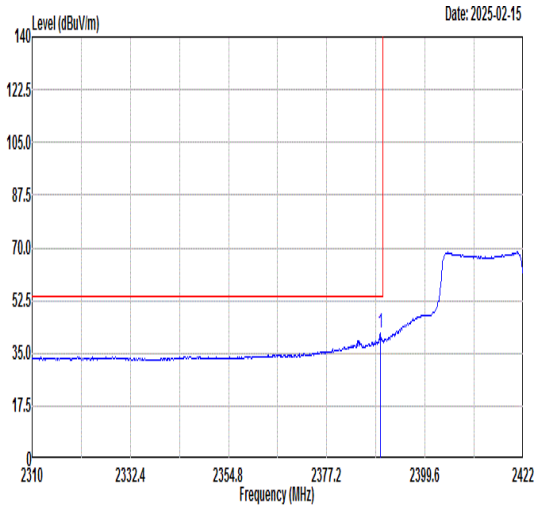 Freq Level Limit Line Margin (dB) Read Level Ant Factor Cable Loss Preamp Factor APos TPos Remark 1 2389.41 41.91 54.00 -12.09 39.91 30.78 5.36 34.14 400 243 AVERAGE	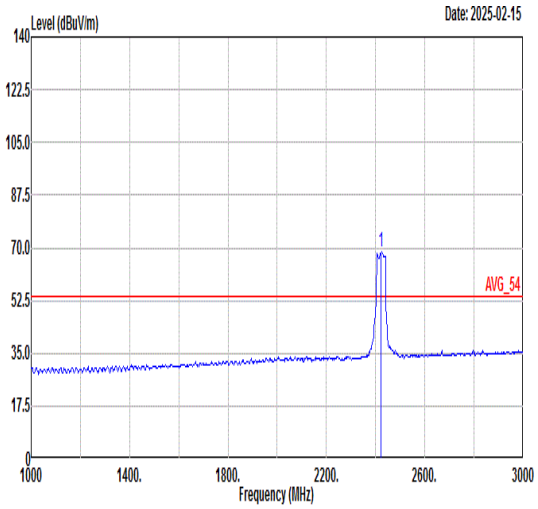 Freq Level Limit Line Margin (dB) Read Level Ant Factor Cable Loss Preamp Factor APos TPos Remark 1 2422.00 68.58 ------ ------ 66.54 30.78 5.39 34.13 400 243 AVERAGE

Mode	10	
	Band Edge - R	
	2400-2483.5_802.11n HT40_CH03_2422MHz	
ANT	8	
Pol.	Vertical	Fundamental
Peak	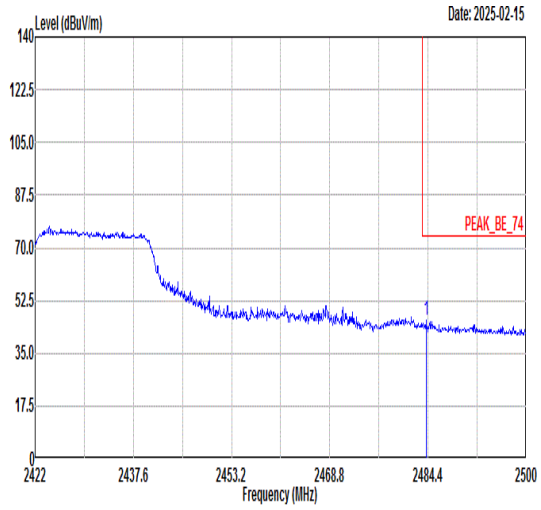 Freq Level Limit Line Margin (dB) Read Level Ant Factor Cable Loss Preamp Factor APos TPos Remark MHz dBuV/m dBuV/m dBuV dB/m dB dB cm deg 1 2484.09 45.84 74.00 -28.16 43.69 30.80 5.46 34.11 400 243 PEAK	Blank
Avg	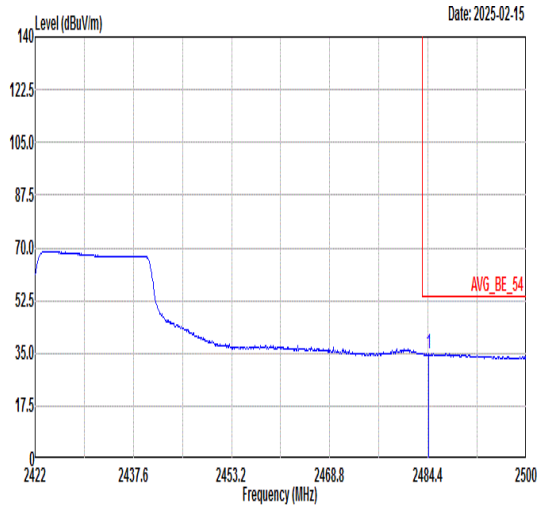 Freq Level Limit Line Margin (dB) Read Level Ant Factor Cable Loss Preamp Factor APos TPos Remark MHz dBuV/m dBuV/m dBuV dB/m dB dB cm deg 1 2484.56 34.86 54.00 -19.14 32.71 30.80 5.46 34.11 400 243 AVERAGE	Blank

Mode	11	
	Band Edge - L	
	2400-2483.5_802.11n HT40_CH09_2452MHz	
ANT	8	
Pol.	Horizontal	Fundamental
Peak	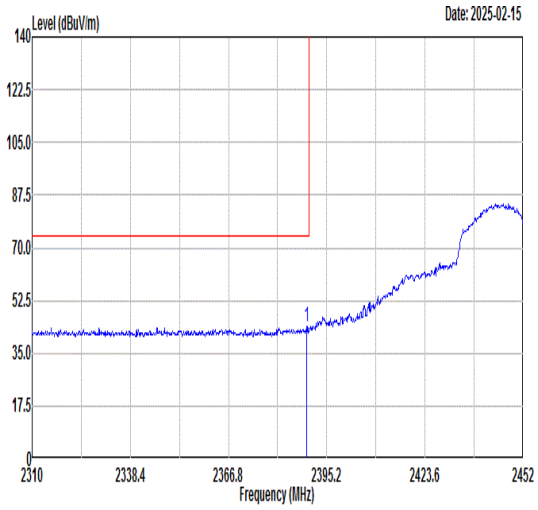 Freq Level Limit Line Margin (dB) Read Level Ant Factor Cable Loss Preamp Factor APos TPos Remark 1 2389.38 43.83 74.00 -30.17 41.83 30.78 5.36 34.14 101 276 PEAK	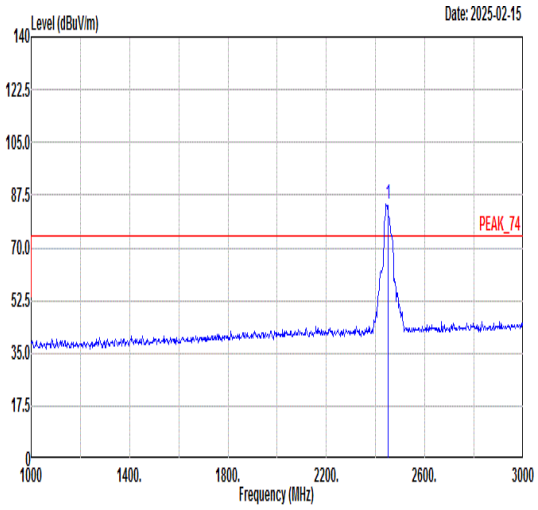 Freq Level Limit Line Margin (dB) Read Level Ant Factor Cable Loss Preamp Factor APos TPos Remark 1 2452.00 84.50 ------ ------ 82.42 30.79 5.41 34.12 101 276 PEAK
Avg	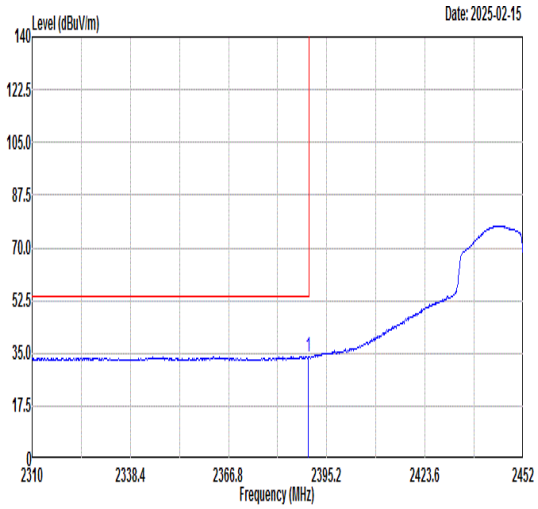 Freq Level Limit Line Margin (dB) Read Level Ant Factor Cable Loss Preamp Factor APos TPos Remark 1 2389.95 33.86 54.00 -20.14 31.86 30.78 5.36 34.14 101 276 AVERAGE	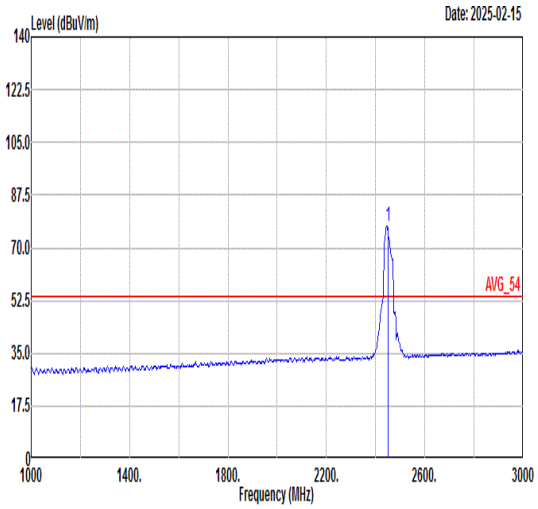 Freq Level Limit Line Margin (dB) Read Level Ant Factor Cable Loss Preamp Factor APos TPos Remark 1 2452.00 77.03 ------ ------ 74.94 30.79 5.42 34.12 101 276 AVERAGE

Mode	11	
	Band Edge - R	
	2400-2483.5_802.11n HT40_CH09_2452MHz	
ANT	8	
Pol.	Horizontal	Fundamental
Peak	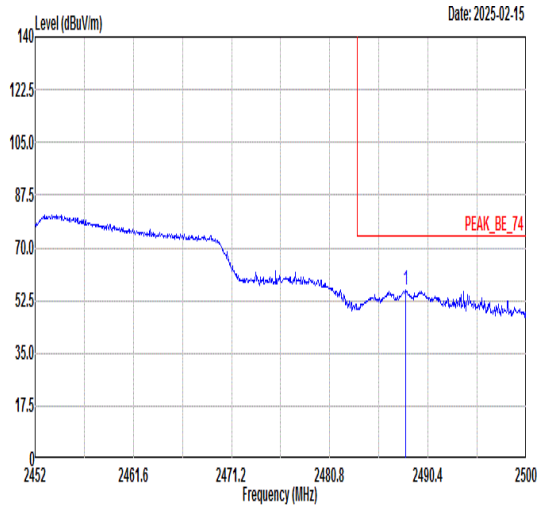 Freq Level Limit Line Margin (dB) Read Level Ant Factor Cable Loss Preamp Factor APos TPos Remark MHz dBuV/m dBuV/m dBuV dB/m dB dB cm deg 1 2488.19 55.78 74.00 -18.22 53.62 30.80 5.46 34.10 101 276 PEAK	Blank
Avg	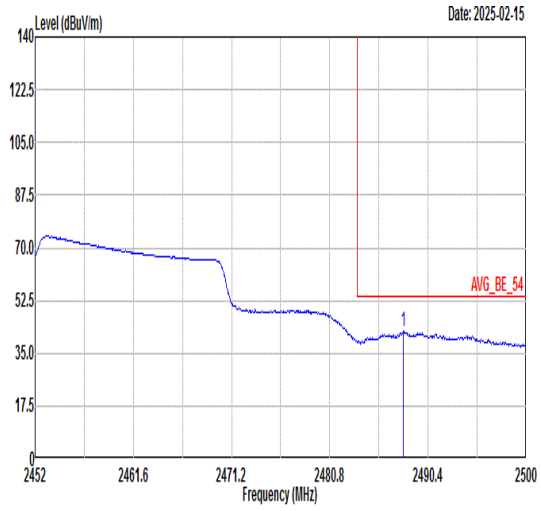 Freq Level Limit Line Margin (dB) Read Level Ant Factor Cable Loss Preamp Factor APos TPos Remark MHz dBuV/m dBuV/m dBuV dB/m dB dB cm deg 1 2488.00 42.07 54.00 -11.93 39.91 30.80 5.46 34.10 101 276 AVERAGE	Blank

Mode	11	
	Band Edge - L	
	2400-2483.5_802.11n HT40_CH09_2452MHz	
ANT	8	
Pol.	Vertical	Fundamental
Peak	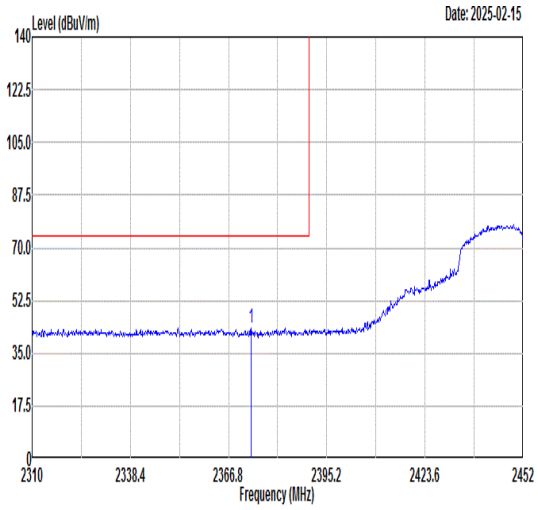 Freq Level Limit Line Margin (dB) Read Level Ant Factor Cable Loss Preamp Factor APos TPos Remark MHz dBuV/m dBuV/m dBuV dB/m dB dB cm deg 1 2373.33 43.45 74.00 -30.55 41.49 30.77 5.34 34.15 330 235 PEAK	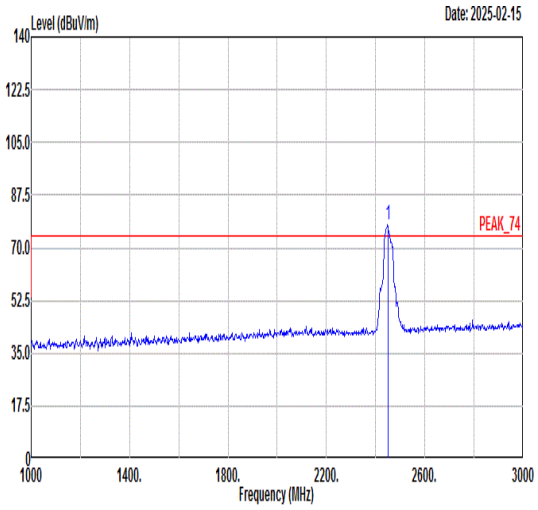 Freq Level Limit Line Margin (dB) Read Level Ant Factor Cable Loss Preamp Factor APos TPos Remark MHz dBuV/m dBuV/m dBuV dB/m dB dB cm deg 1 2452.00 77.64 ------ ------ 75.55 30.79 5.42 34.12 330 235 PEAK
Avg	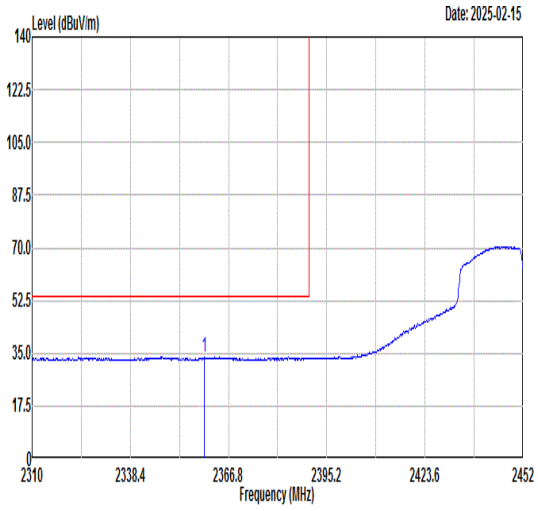 Freq Level Limit Line Margin (dB) Read Level Ant Factor Cable Loss Preamp Factor APos TPos Remark MHz dBuV/m dBuV/m dBuV dB/m dB dB cm deg 1 2359.84 33.70 54.00 -20.30 31.76 30.77 5.33 34.16 330 235 AVERAGE	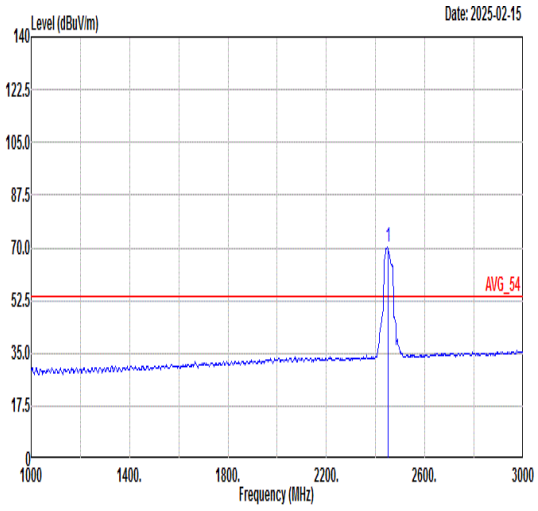 Freq Level Limit Line Margin (dB) Read Level Ant Factor Cable Loss Preamp Factor APos TPos Remark MHz dBuV/m dBuV/m dBuV dB/m dB dB cm deg 1 2452.00 70.04 ------ ------ 67.95 30.79 5.42 34.12 330 235 AVERAGE

Mode	11	
	Band Edge - R	
	2400-2483.5_802.11n HT40_CH09_2452MHz	
ANT	8	
Pol.	Vertical	Fundamental
Peak	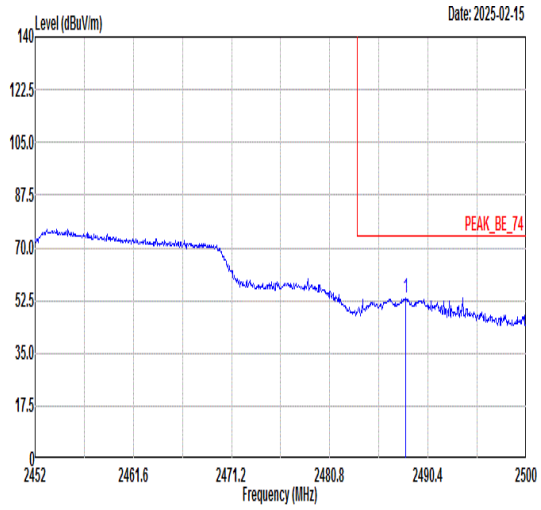 Freq Level Limit Line Margin (dB) Read Level Ant Factor Cable Loss Preamp Factor APos TPos Remark MHz dBuV/m dBuV/m dBuV dB/m dB dB cm deg 1 2488.19 53.19 74.00 -20.81 51.03 30.80 5.46 34.10 330 235 PEAK	Blank
Avg	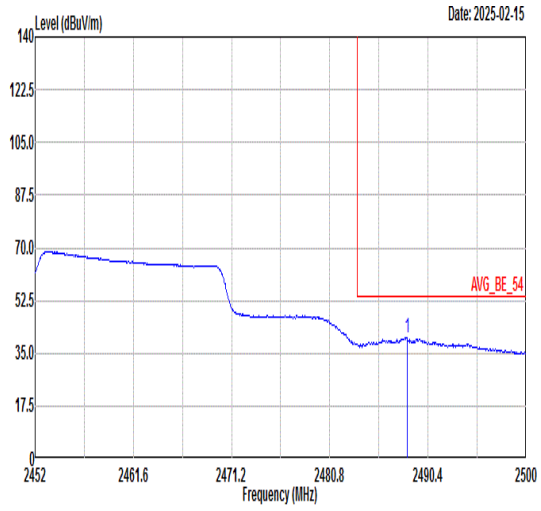 Freq Level Limit Line Margin (dB) Read Level Ant Factor Cable Loss Preamp Factor APos TPos Remark MHz dBuV/m dBuV/m dBuV dB/m dB dB cm deg 1 2488.34 40.11 54.00 -13.89 37.94 30.80 5.47 34.10 330 235 AVERAGE	Blank

Mode	12	
	Band Edge	
	2400-2483.5_802.11b_CH01_2412MHz	
ANT	9	
Pol.	Horizontal	Fundamental
Peak	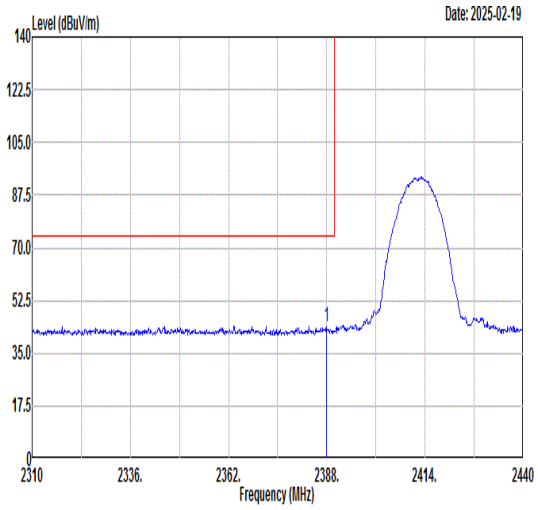 Freq Level Limit Line Margin (dB) Read Level Ant Factor Cable Loss Preamp Factor APos TPos Remark 1 2387.87 43.99 74.00 -30.01 41.99 30.78 5.36 34.14 300 314 PEAK	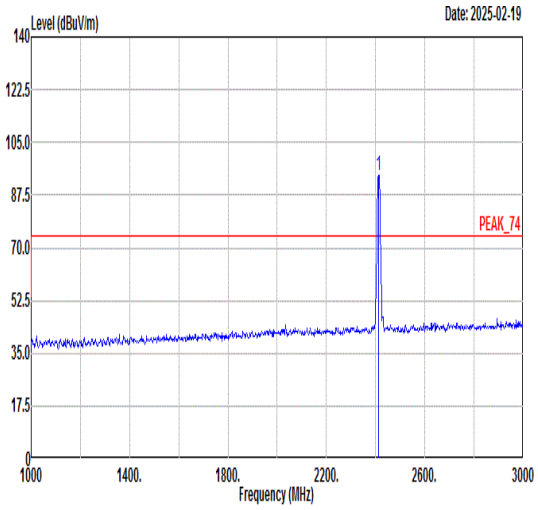 Freq Level Limit Line Margin (dB) Read Level Ant Factor Cable Loss Preamp Factor APos TPos Remark 1 2412.00 93.91 ------ ------ 91.88 30.78 5.38 34.13 300 314 PEAK
Avg	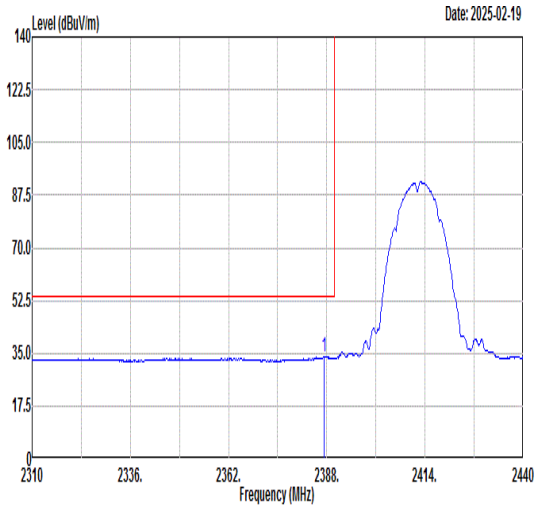 Freq Level Limit Line Margin (dB) Read Level Ant Factor Cable Loss Preamp Factor APos TPos Remark 1 2387.22 33.75 54.00 -20.25 31.76 30.78 5.36 34.15 300 314 AVERAGE	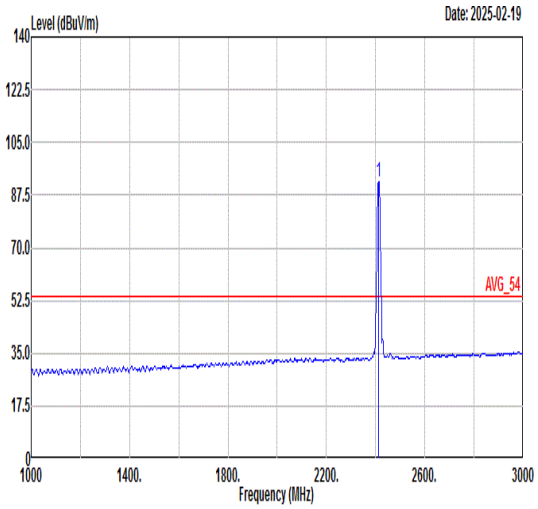 Freq Level Limit Line Margin (dB) Read Level Ant Factor Cable Loss Preamp Factor APos TPos Remark 1 2412.00 91.86 ------ ------ 89.83 30.78 5.38 34.13 300 314 AVERAGE

Mode	12	
	Band Edge	
	2400-2483.5_802.11b_CH01_2412MHz	
ANT	9	
Pol.	Vertical	Fundamental
Peak	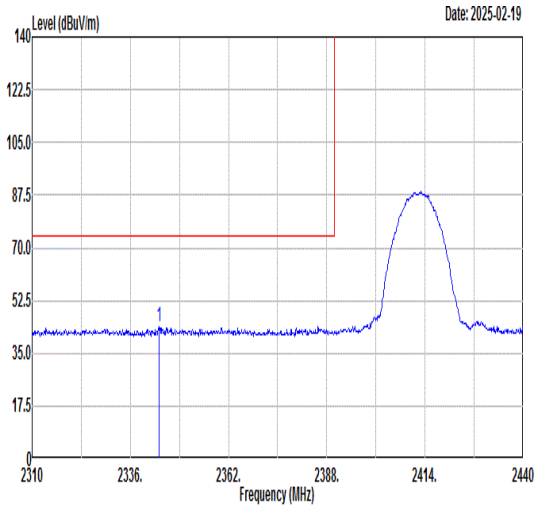 Freq Level Limit Line Margin (dB) Read Level Ant Factor Cable Loss Preamp Factor APos TPos Remark 1 2343.67 43.71 74.00 -30.29 41.78 30.77 5.32 34.16 300 81 PEAK	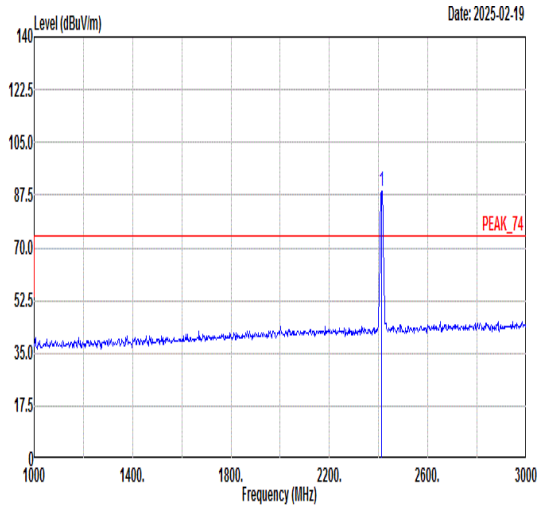 Freq Level Limit Line Margin (dB) Read Level Ant Factor Cable Loss Preamp Factor APos TPos Remark 1 2412.00 88.92 ------ ------ 86.89 30.78 5.38 34.13 300 81 PEAK
Avg	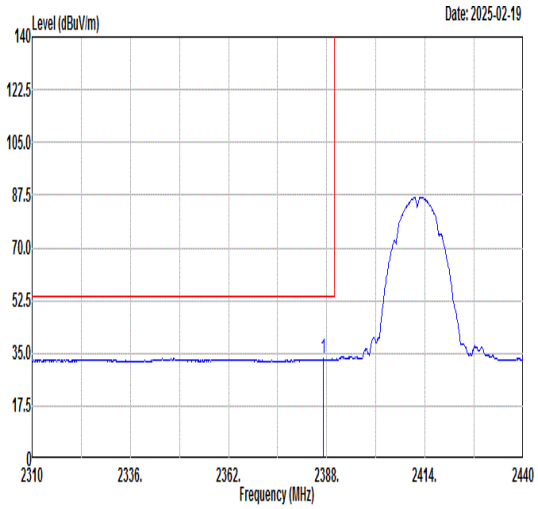 Freq Level Limit Line Margin (dB) Read Level Ant Factor Cable Loss Preamp Factor APos TPos Remark 1 2387.09 33.08 54.00 -20.92 31.09 30.78 5.36 34.15 300 81 AVERAGE	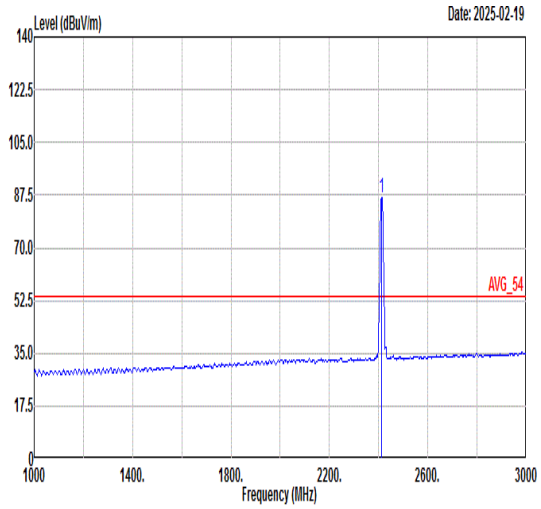 Freq Level Limit Line Margin (dB) Read Level Ant Factor Cable Loss Preamp Factor APos TPos Remark 1 2412.00 86.81 ------ ------ 84.78 30.78 5.38 34.13 300 81 AVERAGE

Mode	12	
	Harmonic	
	2400-2483.5_802.11b_CH01_2412MHz	
ANT	9	
Pol.	Horizontal	Vertical
Peak Avg	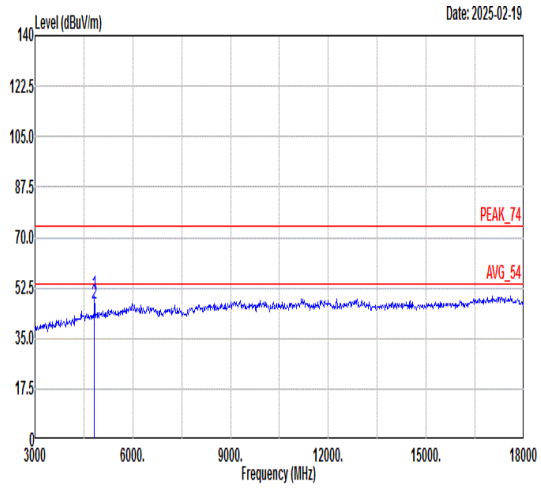 Freq Level Limit Line Margin Read Level Ant Factor Cable Loss Preamp Factor APos TPos Remark MHz dBuV/m dBuV/m dB dBuV dB/m dB dB cm deg 1 4824.00 50.20 74.00 -23.80 69.74 36.42 8.88 64.84 245 44 Peak 2 4824.00 46.75 54.00 -7.25 66.29 36.42 8.88 64.84 245 44 Average	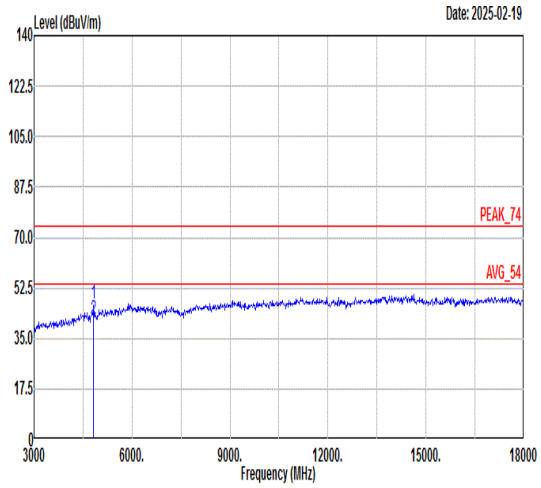 Freq Level Limit Line Margin Read Level Ant Factor Cable Loss Preamp Factor APos TPos Remark MHz dBuV/m dBuV/m dB dBuV dB/m dB dB cm deg 1 4824.00 46.75 74.00 -27.25 66.29 36.42 8.88 64.84 121 260 Peak 2 4824.00 41.84 54.00 -12.16 61.38 36.42 8.88 64.84 121 260 Average

Mode	13	
	Harmonic	
	2400-2483.5_802.11b_CH06_2437MHz	
ANT	9	
Pol.	Horizontal	Vertical
Peak Avg	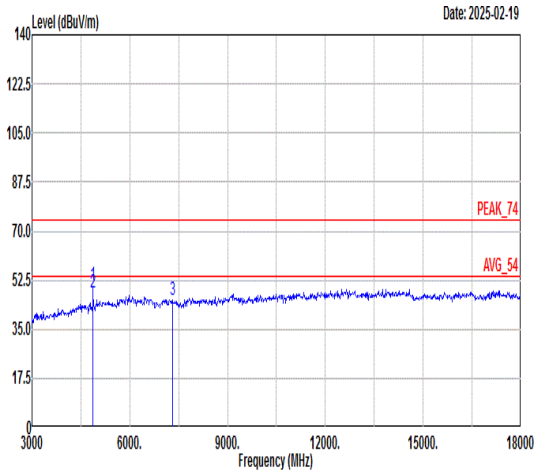 Freq Level Limit Line Margin Read Level Ant Factor Cable Loss Preamp Factor APos TPos Remark MHz dBuV/m dBuV/m dB dBuV dB/m dB dB cm deg 1 4874.00 50.54 74.00 -23.46 70.15 36.50 8.72 64.83 242 40 Peak 2 4874.00 47.87 54.00 -6.13 67.48 36.50 8.72 64.83 242 40 Average 3 7311.00 45.38 74.00 -28.62 63.32 36.89 10.18 65.01 --- --- Peak	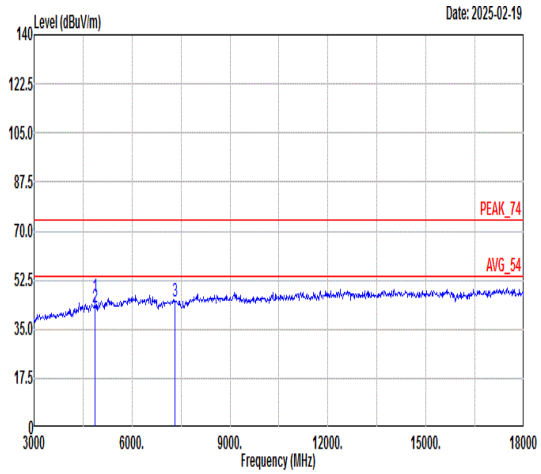 Freq Level Limit Line Margin Read Level Ant Factor Cable Loss Preamp Factor APos TPos Remark MHz dBuV/m dBuV/m dB dBuV dB/m dB dB cm deg 1 4874.00 46.26 74.00 -27.74 65.87 36.50 8.72 64.83 320 269 Peak 2 4874.00 43.04 54.00 -10.96 62.65 36.50 8.72 64.83 320 269 Average 3 7311.00 44.75 74.00 -29.25 62.69 36.89 10.18 65.01 --- --- Peak

Mode	14	
	Band Edge	
	2400-2483.5_802.11b_CH11_2462MHz	
ANT	9	
Pol.	Horizontal	Fundamental
Peak	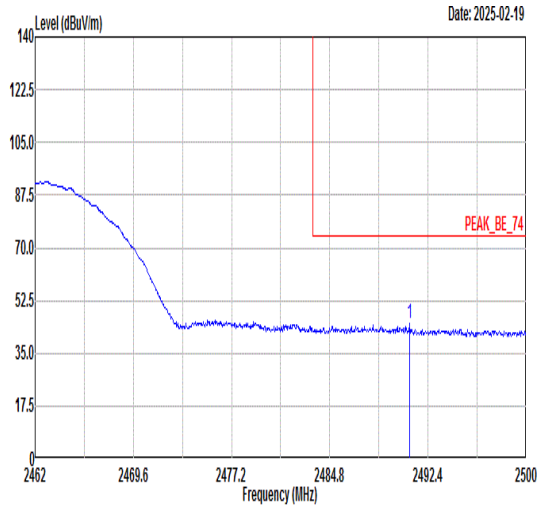 Freq Level Limit Line Margin (dB) Read Level Ant Factor Cable Loss Preamp Factor APos TPos Remark 1 2490.99 45.14 74.00 -28.86 42.97 30.80 5.47 34.10 100 289 PEAK	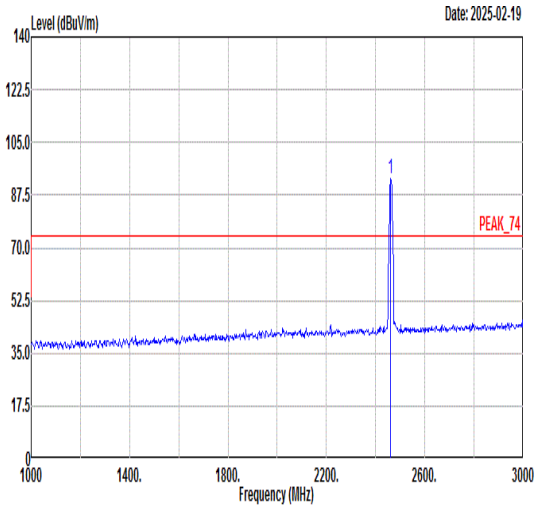 Freq Level Limit Line Margin (dB) Read Level Ant Factor Cable Loss Preamp Factor APos TPos Remark 1 2462.00 93.17 ------ ------ 91.06 30.79 5.44 34.12 100 289 PEAK
Avg	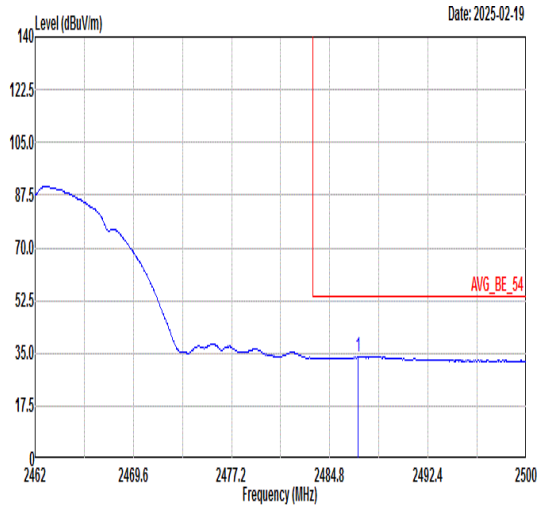 Freq Level Limit Line Margin (dB) Read Level Ant Factor Cable Loss Preamp Factor APos TPos Remark 1 2486.97 33.98 54.00 -20.02 31.83 30.80 5.46 34.11 100 289 AVERAGE	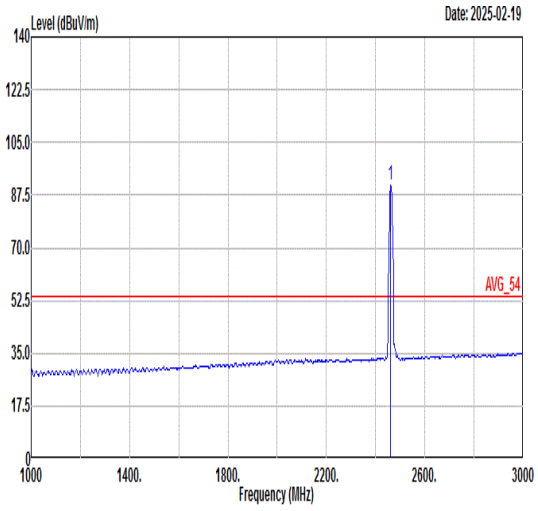 Freq Level Limit Line Margin (dB) Read Level Ant Factor Cable Loss Preamp Factor APos TPos Remark 1 2462.00 90.73 ------ ------ 88.62 30.79 5.44 34.12 100 289 AVERAGE

Mode	14	
	Band Edge	
	2400-2483.5_802.11b_CH11_2462MHz	
ANT	9	
Pol.	Vertical	Fundamental
Peak	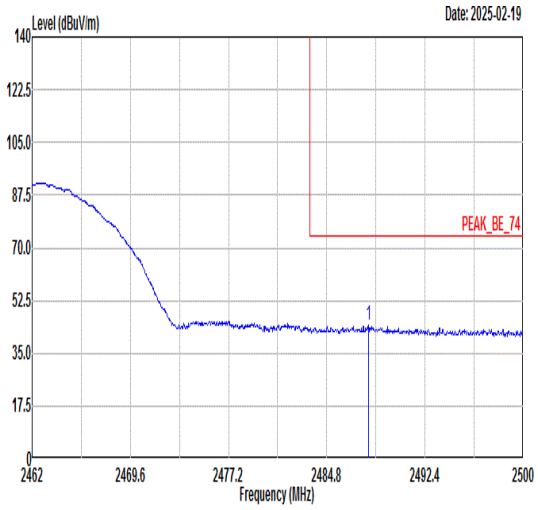 Freq Level Limit Line Margin (dB) Read Level Ant Factor Cable Loss Preamp Factor APos TPos Remark 1 2488.03 44.31 74.00 -29.69 42.15 30.80 5.46 34.10 227 272 PEAK	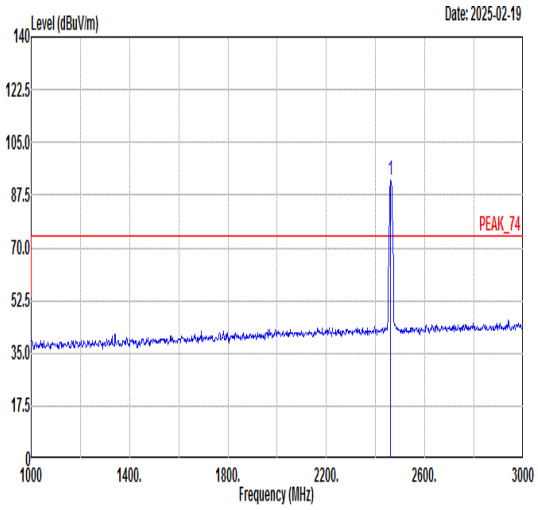 Freq Level Limit Line Margin (dB) Read Level Ant Factor Cable Loss Preamp Factor APos TPos Remark 1 2462.00 92.65 ------ ------ 90.54 30.79 5.44 34.12 227 272 PEAK
Avg	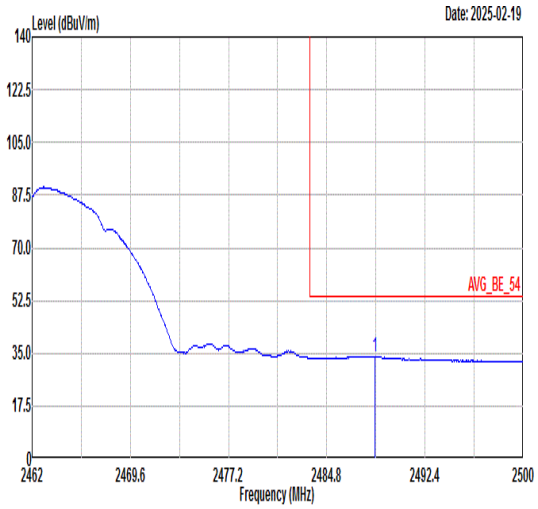 Freq Level Limit Line Margin (dB) Read Level Ant Factor Cable Loss Preamp Factor APos TPos Remark 1 2488.52 34.00 54.00 -20.00 31.83 30.80 5.47 34.10 227 272 AVERAGE	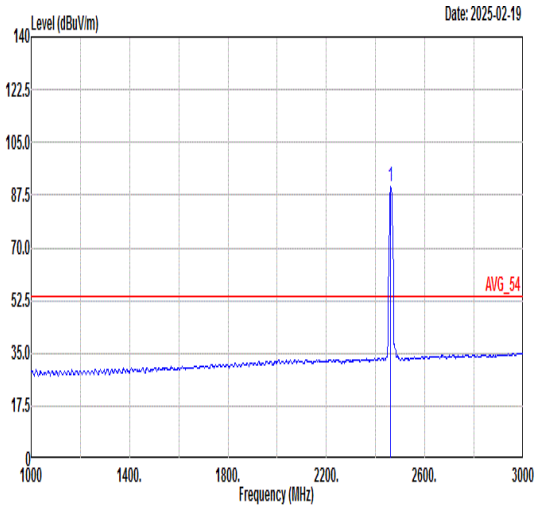 Freq Level Limit Line Margin (dB) Read Level Ant Factor Cable Loss Preamp Factor APos TPos Remark 1 2462.00 90.25 ------ ------ 88.14 30.79 5.44 34.12 227 272 AVERAGE

Mode	14	
	Harmonic	
	2400-2483.5_802.11b_CH11_2462MHz	
ANT	9	
Pol.	Horizontal	Vertical
Peak Avg	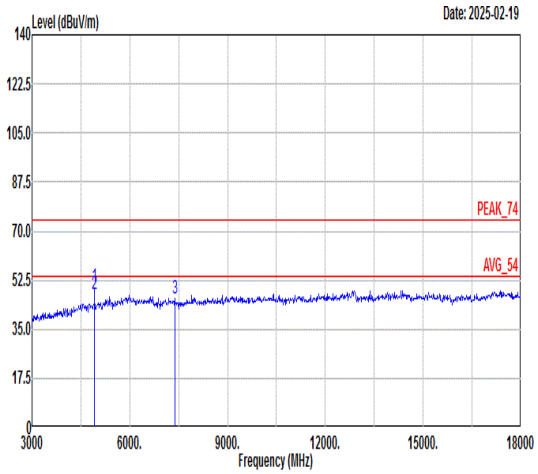 Freq Level Limit Line Margin Read Level Ant Factor Cable Loss Preamp Factor APos TPos Remark MHz dBuV/m dBuV/m dB dBuV dB/m dB dB cm deg 1 4924.00 50.16 74.00 -23.84 69.83 36.58 8.57 64.82 238 37 Peak 2 4924.00 47.52 54.00 -6.48 67.19 36.58 8.57 64.82 238 37 Average 3 7386.00 45.83 74.00 -28.17 63.82 36.81 10.18 64.98 --- --- Peak	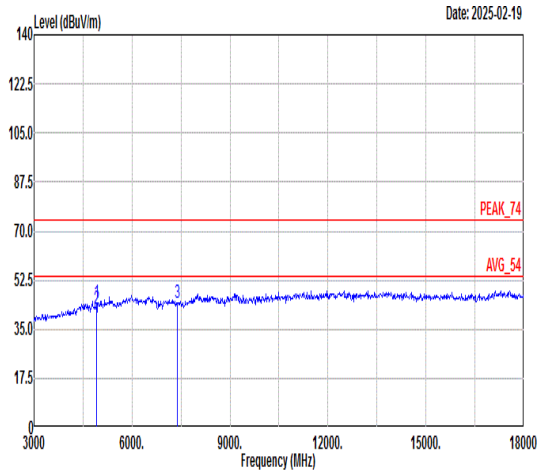 Freq Level Limit Line Margin Read Level Ant Factor Cable Loss Preamp Factor APos TPos Remark MHz dBuV/m dBuV/m dB dBuV dB/m dB dB cm deg 1 4924.00 44.33 74.00 -29.67 64.00 36.58 8.57 64.82 283 267 Peak 2 4924.00 42.07 54.00 -11.93 61.74 36.58 8.57 64.82 283 267 Average 3 7386.00 44.40 74.00 -29.60 62.39 36.81 10.18 64.98 --- --- Peak

Mode	15	
	Band Edge	
	2400-2483.5_802.11g_CH01_2412MHz	
ANT	9	
Pol.	Horizontal	Fundamental
Peak	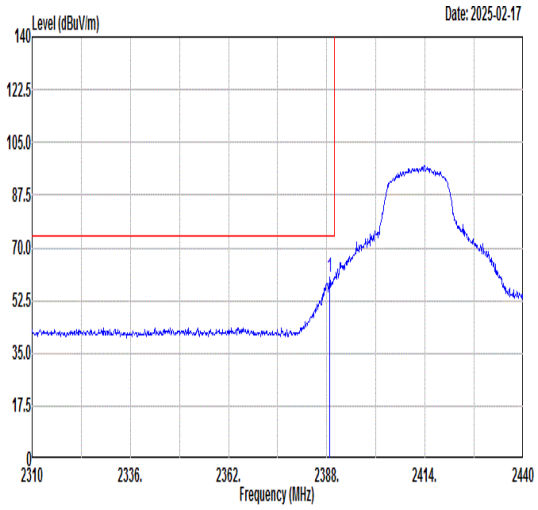 Freq Level Limit Line Margin (dB) Read Level Ant Factor Cable Loss Preamp Factor APos TPos Remark 1 2388.78 60.45 74.00 -13.55 58.45 30.78 5.36 34.14 100 295 PEAK	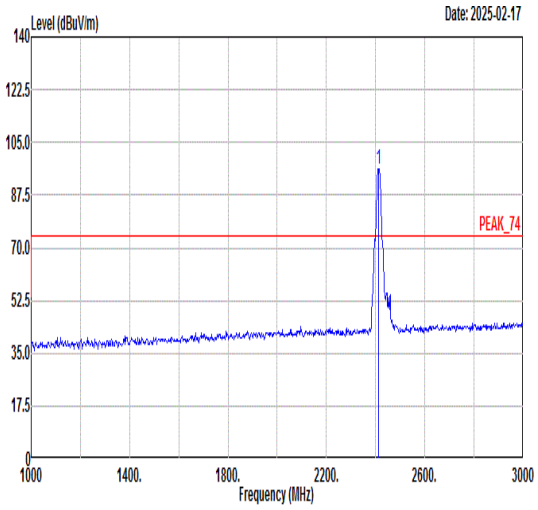 Freq Level Limit Line Margin (dB) Read Level Ant Factor Cable Loss Preamp Factor APos TPos Remark 1 2412.00 96.38 ------ ------ 94.36 30.78 5.38 34.14 100 295 PEAK
Avg	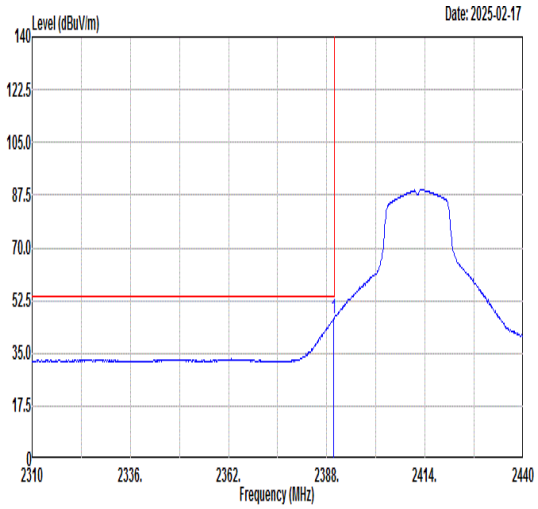 Freq Level Limit Line Margin (dB) Read Level Ant Factor Cable Loss Preamp Factor APos TPos Remark 1 2389.82 46.48 54.00 -7.52 44.48 30.78 5.36 34.14 100 295 AVERAGE	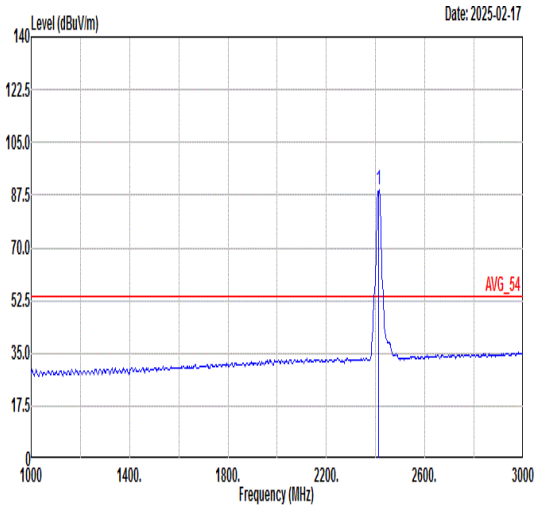 Freq Level Limit Line Margin (dB) Read Level Ant Factor Cable Loss Preamp Factor APos TPos Remark 1 2412.00 89.04 ------ ------ 87.01 30.78 5.38 34.13 100 295 AVERAGE

Mode	15	
	Band Edge	
	2400-2483.5_802.11g_CH01_2412MHz	
ANT	9	
Pol.	Vertical	Fundamental
Peak	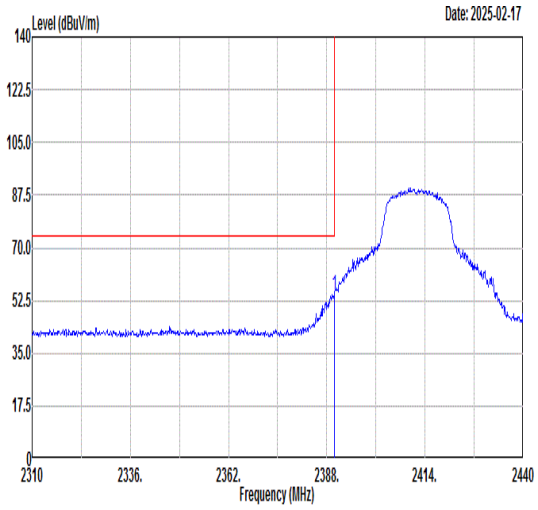 Freq Level Limit Line Margin (dB) Read Level Ant Factor Cable Loss Preamp Factor APos TPos Remark 1 2389.95 54.53 74.00 -19.47 52.53 30.78 5.36 34.14 364 0 PEAK	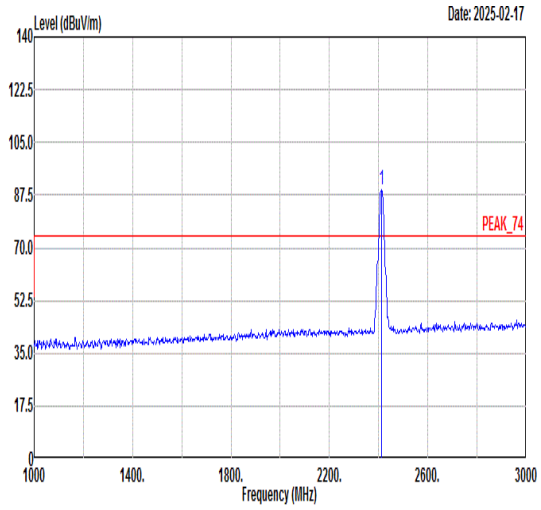 Freq Level Limit Line Margin (dB) Read Level Ant Factor Cable Loss Preamp Factor APos TPos Remark 1 2412.00 89.29 ------ ------ 87.27 30.78 5.38 34.14 364 0 PEAK
Avg	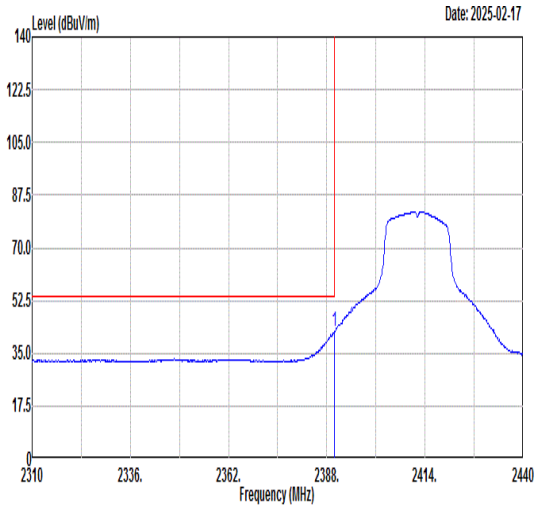 Freq Level Limit Line Margin (dB) Read Level Ant Factor Cable Loss Preamp Factor APos TPos Remark 1 2389.95 42.34 54.00 -11.66 40.34 30.78 5.36 34.14 364 0 AVERAGE	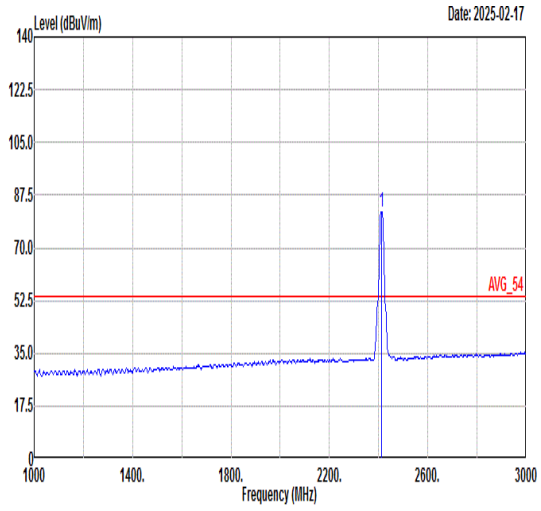 Freq Level Limit Line Margin (dB) Read Level Ant Factor Cable Loss Preamp Factor APos TPos Remark 1 2412.00 81.88 ------ ------ 79.85 30.78 5.38 34.13 364 0 AVERAGE

Mode	15	
	Harmonic	
	2400-2483.5_802.11g_CH01_2412MHz	
ANT	9	
Pol.	Horizontal	Vertical
Peak Avg	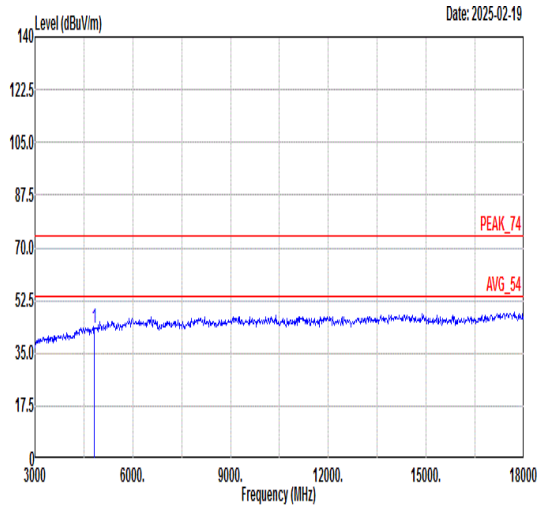 Freq Level Limit Line Margin Read Level Ant Factor Cable Loss Preamp Factor APos TPos Remark MHz dBuV/m dBuV/m dB dBuV dB/m dB dB cm deg 1 4824.00 43.29 74.00 -30.71 62.83 36.42 8.88 64.84 --- --- Peak	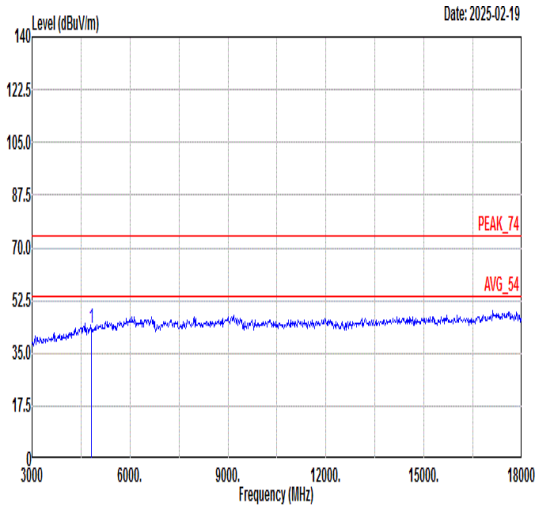 Freq Level Limit Line Margin Read Level Ant Factor Cable Loss Preamp Factor APos TPos Remark MHz dBuV/m dBuV/m dB dBuV dB/m dB dB cm deg 1 4824.00 43.23 74.00 -30.77 62.77 36.42 8.88 64.84 --- --- Peak

Mode	16	
	Harmonic	
	2400-2483.5_802.11g_CH06_2437MHz	
ANT	9	
Pol.	Horizontal	Vertical
Peak Avg	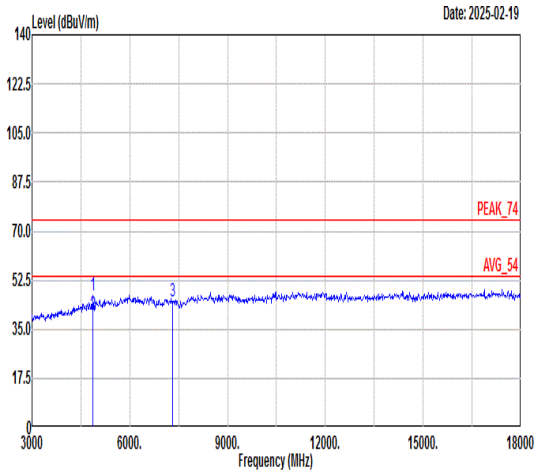 Freq Level Limit Line Margin Read Level Ant Factor Cable Loss Preamp Factor APos TPos Remark MHz dBuV/m dBuV/m dB dBuV dB/m dB dB cm deg 1 4874.00 46.89 74.00 -27.11 66.50 36.50 8.72 64.83 258 40 Peak 2 4874.00 40.28 54.00 -13.72 59.89 36.50 8.72 64.83 258 40 Average 3 7311.00 44.83 74.00 -29.17 62.77 36.89 10.18 65.01 --- --- Peak	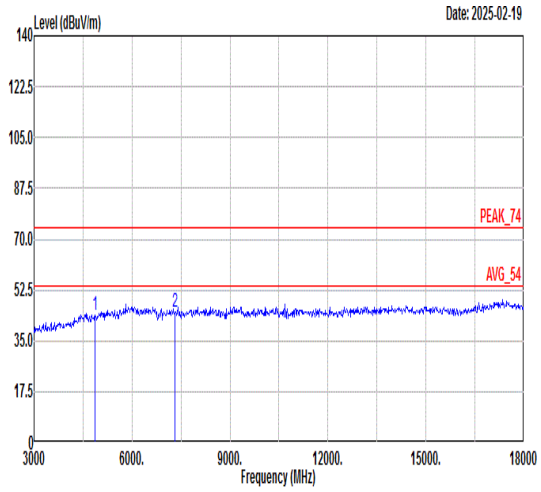 Freq Level Limit Line Margin Read Level Ant Factor Cable Loss Preamp Factor APos TPos Remark MHz dBuV/m dBuV/m dB dBuV dB/m dB dB cm deg 1 4874.00 43.92 74.00 -30.08 63.53 36.50 8.72 64.83 --- --- Peak 2 7311.00 44.73 74.00 -29.27 62.67 36.89 10.18 65.01 --- --- Peak

Mode	17	
	Band Edge	
	2400-2483.5_802.11g_CH11_2462MHz	
ANT	9	
Pol.	Horizontal	Fundamental
Peak	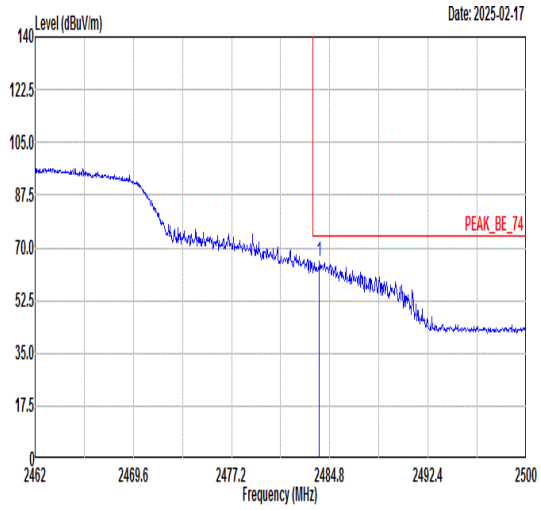 Freq Level Limit Line Margin Read Level Ant Factor Cable Loss Preamp Factor APos TPos Remark MHz dBuV/m dBuV/m dB dBuV dB/m dB dB cm deg 1 2484.00 65.38 74.00 -8.62 63.23 30.80 5.46 34.11 301 310 PEAK	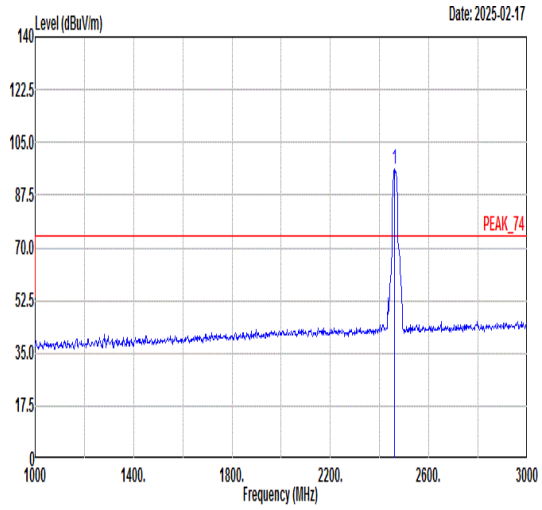 Freq Level Limit Line Margin Read Level Ant Factor Cable Loss Preamp Factor APos TPos Remark MHz dBuV/m dBuV/m dB dBuV dB/m dB dB cm deg 1 2462.00 96.12 ------ ------ 94.02 30.79 5.43 34.12 301 310 PEAK
Avg	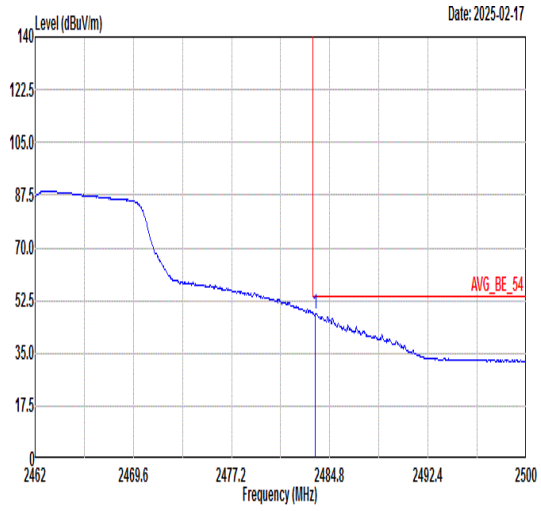 Freq Level Limit Line Margin Read Level Ant Factor Cable Loss Preamp Factor APos TPos Remark MHz dBuV/m dBuV/m dB dBuV dB/m dB dB cm deg 1 2483.66 48.33 54.00 -5.67 46.18 30.80 5.46 34.11 301 310 AVERAGE	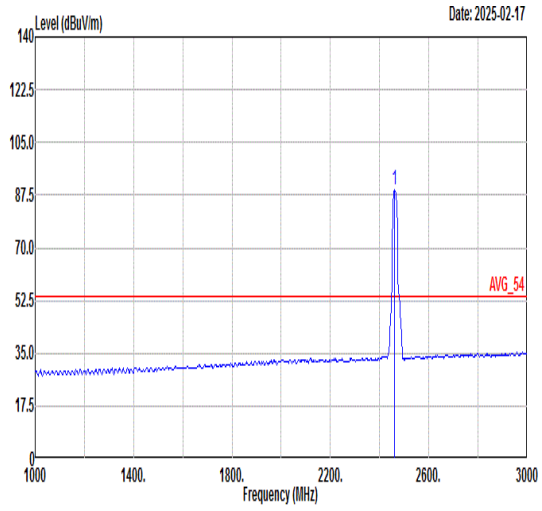 Freq Level Limit Line Margin Read Level Ant Factor Cable Loss Preamp Factor APos TPos Remark MHz dBuV/m dBuV/m dB dBuV dB/m dB dB cm deg 1 2462.00 89.10 ------ ------ 86.99 30.79 5.44 34.12 301 310 AVERAGE

Mode	17	
	Band Edge	
	2400-2483.5_802.11g_CH11_2462MHz	
ANT	9	
Pol.	Vertical	Fundamental
Peak	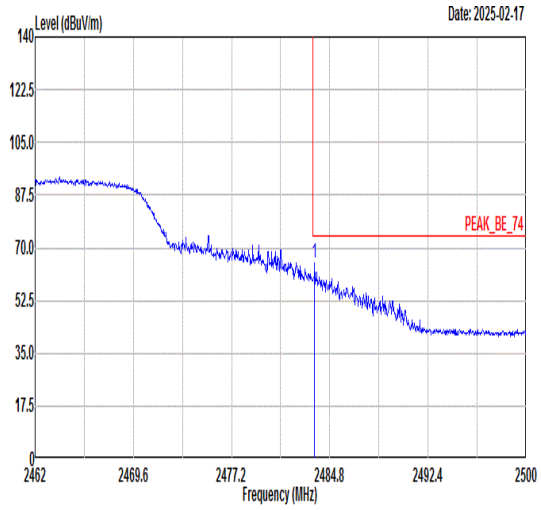 Freq Level Limit Line Margin Read Level Ant Factor Cable Loss Preamp Factor APos TPos Remark 1 2483.62 65.10 74.00 -8.90 62.95 30.80 5.46 34.11 271 246 PEAK	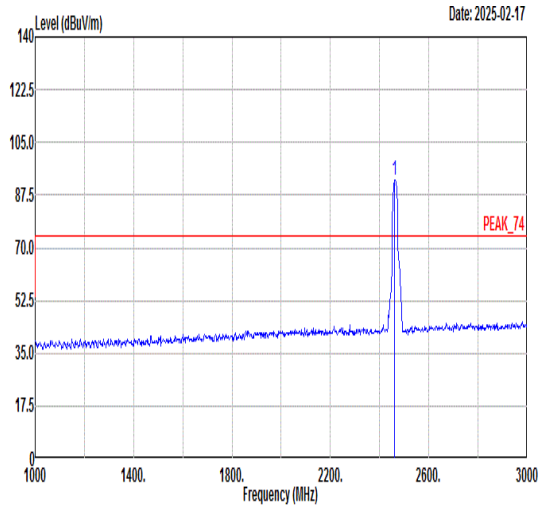 Freq Level Limit Line Margin Read Level Ant Factor Cable Loss Preamp Factor APos TPos Remark 1 2462.00 92.55 ------ ------ 90.44 30.79 5.44 34.12 271 246 PEAK
Avg	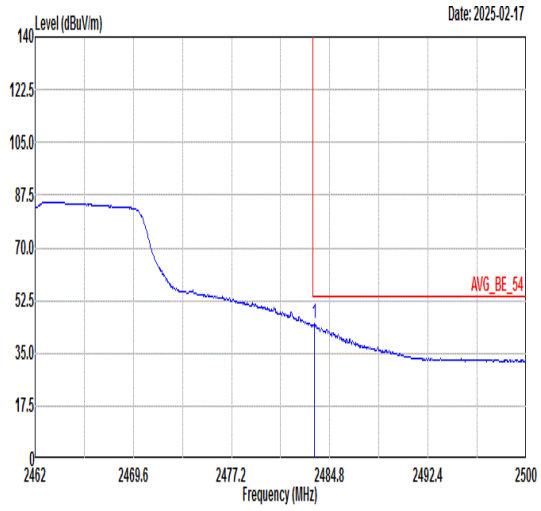 Freq Level Limit Line Margin Read Level Ant Factor Cable Loss Preamp Factor APos TPos Remark 1 2483.58 44.72 54.00 -9.28 42.57 30.80 5.46 34.11 271 246 AVERAGE	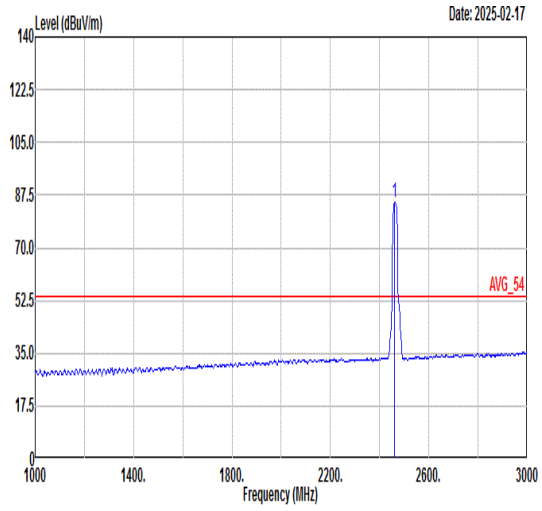 Freq Level Limit Line Margin Read Level Ant Factor Cable Loss Preamp Factor APos TPos Remark 1 2462.00 85.11 ------ ------ 83.00 30.79 5.44 34.12 271 246 AVERAGE

Mode	17	
	Harmonic	
	2400-2483.5_802.11g_CH11_2462MHz	
ANT	9	
Pol.	Horizontal	Vertical
Peak Avg	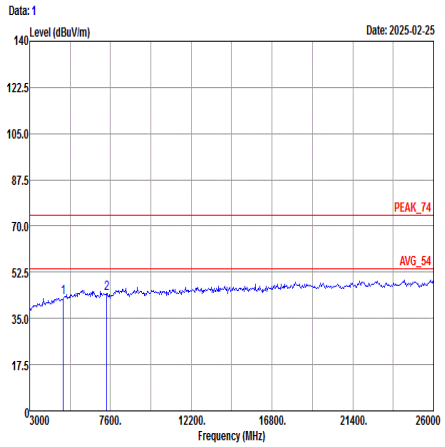 Freq Level Over Limit Limit Line ReadAntenna Level Cable Loss Preamp Factor A/Pos T/Pos Remark MHz dBuV/m dB dBuV/m dBuV dB/m dB dB cm deg 1 4924.00 43.08 -30.92 74.00 62.79 36.58 8.53 64.82 --- --- Peak 2 * 7386.00 44.48 -29.52 74.00 62.47 36.81 10.18 64.98 --- --- Peak	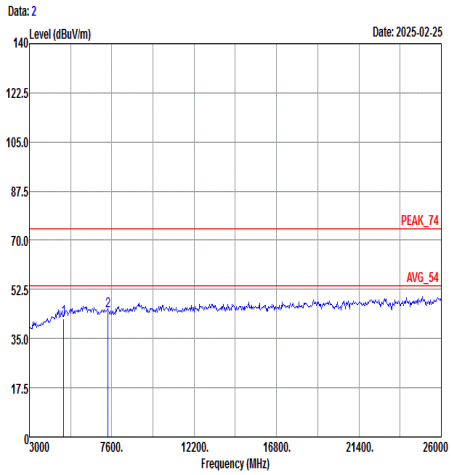 Freq Level Over Limit Limit Line ReadAntenna Level Cable Loss Preamp Factor A/Pos T/Pos Remark MHz dBuV/m dB dBuV/m dBuV dB/m dB dB cm deg 1 4924.00 42.31 -31.69 74.00 62.02 36.58 8.53 64.82 --- --- Peak 2 * 7386.00 44.93 -29.07 74.00 62.92 36.81 10.18 64.98 --- --- Peak

Mode	18	
	Band Edge	
	2400-2483.5_802.11n HT20_CH01_2412MHz	
ANT	9	
Pol.	Horizontal	Fundamental
Peak	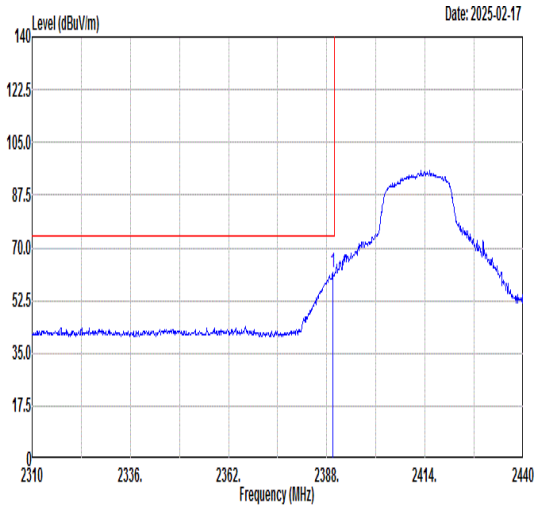 Freq Level Limit Line Margin (dB) Read Level Ant Factor Cable Loss Preamp Factor APos TPos Remark 1 2389.69 61.68 74.00 -12.32 59.68 30.78 5.36 34.14 112 294 PEAK	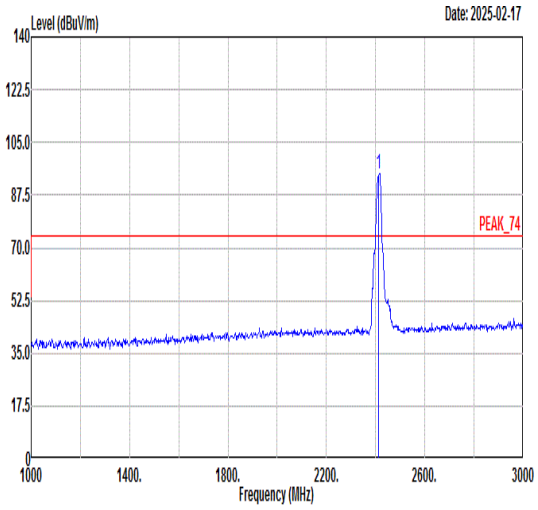 Freq Level Limit Line Margin (dB) Read Level Ant Factor Cable Loss Preamp Factor APos TPos Remark 1 2412.00 94.72 ------ ------ 92.69 30.78 5.38 34.13 112 294 PEAK
Avg	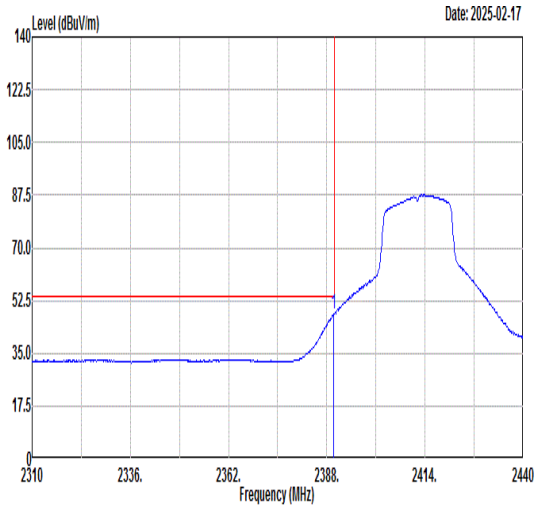 Freq Level Limit Line Margin (dB) Read Level Ant Factor Cable Loss Preamp Factor APos TPos Remark 1 2389.82 48.22 54.00 -5.78 46.22 30.78 5.36 34.14 112 294 AVERAGE	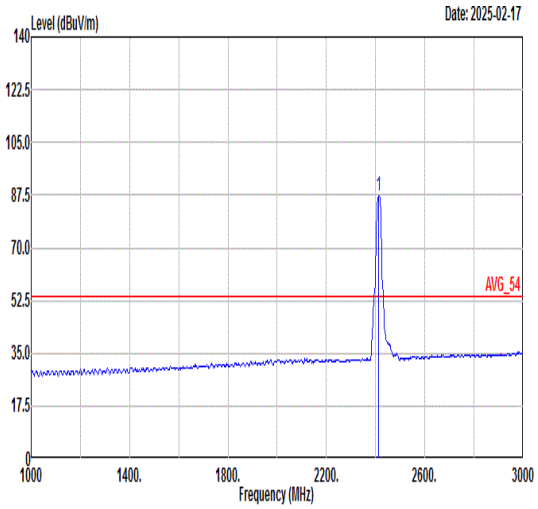 Freq Level Limit Line Margin (dB) Read Level Ant Factor Cable Loss Preamp Factor APos TPos Remark 1 2412.00 87.30 ------ ------ 85.27 30.78 5.38 34.13 112 294 AVERAGE

Mode	18	
	Band Edge	
	2400-2483.5_802.11n HT20_CH01_2412MHz	
ANT	9	
Pol.	Vertical	Fundamental
Peak	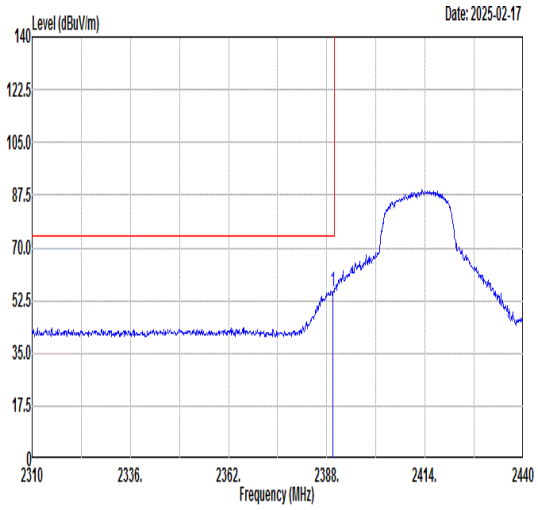 Freq Level Limit Line Margin (dB) Read Level Ant Factor Cable Loss Preamp Factor APos TPos Remark 1 2389.69 55.60 74.00 -18.40 53.60 30.78 5.36 34.14 287 360 PEAK	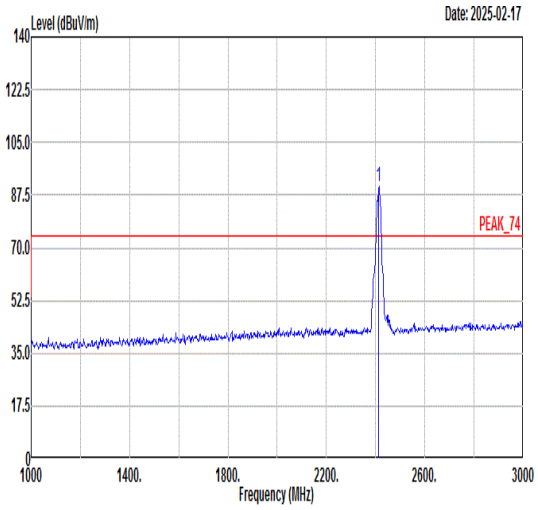 Freq Level Limit Line Margin (dB) Read Level Ant Factor Cable Loss Preamp Factor APos TPos Remark 1 2412.00 90.16 ------ ------ 88.13 30.78 5.38 34.13 287 360 PEAK
Avg	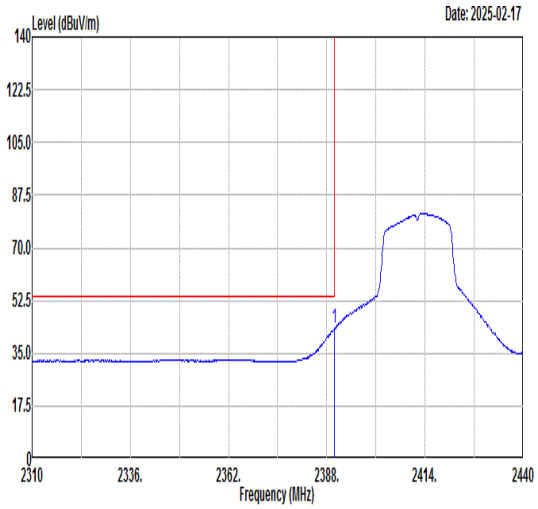 Freq Level Limit Line Margin (dB) Read Level Ant Factor Cable Loss Preamp Factor APos TPos Remark 1 2389.95 43.28 54.00 -10.72 41.28 30.78 5.36 34.14 287 360 AVERAGE	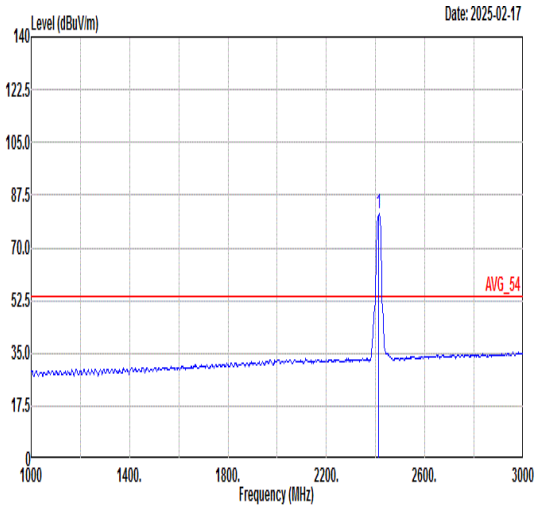 Freq Level Limit Line Margin (dB) Read Level Ant Factor Cable Loss Preamp Factor APos TPos Remark 1 2412.00 81.13 ------ ------ 79.10 30.78 5.38 34.13 287 360 AVERAGE

Mode	18	
	Harmonic	
	2400-2483.5_802.11n HT20_CH01_2412MHz	
ANT	9	
Pol.	Horizontal	Vertical
Peak Avg	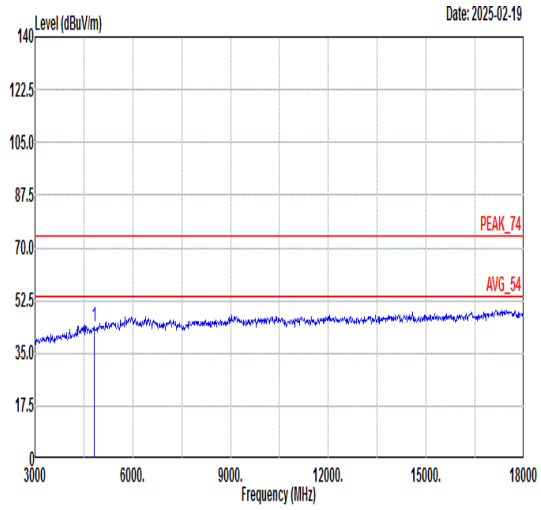 Freq Level Limit Line Margin Read Level Ant Factor Cable Loss Preamp Factor APos TPos Remark MHz dBuV/m dBuV/m dB dBuV dB/m dB dB cm deg 1 4824.00 43.71 74.00 -30.29 63.25 36.42 8.88 64.84 --- --- Peak	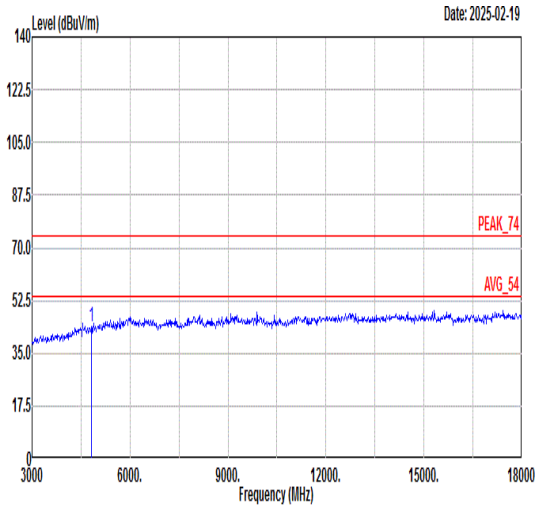 Freq Level Limit Line Margin Read Level Ant Factor Cable Loss Preamp Factor APos TPos Remark MHz dBuV/m dBuV/m dB dBuV dB/m dB dB cm deg 1 4824.00 43.99 74.00 -30.01 63.53 36.42 8.88 64.84 --- --- Peak

Mode	19	
	Harmonic	
	2400-2483.5_802.11n HT20_CH06_2437MHz	
ANT	9	
Pol.	Horizontal	Vertical
Peak Avg	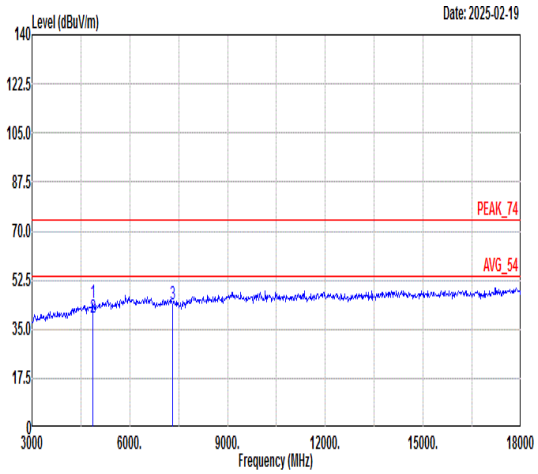 Freq Level Limit Line Margin Read Level Ant Factor Cable Loss Preamp Factor APos TPos Remark MHz dBuV/m dBuV/m dB dBuV dB/m dB dB cm deg 1 4874.00 44.25 74.00 -29.75 63.86 36.50 8.72 64.83 245 43 Peak 2 4874.00 39.34 54.00 -14.66 58.95 36.50 8.72 64.83 245 43 Average 3 7311.00 44.05 74.00 -29.95 61.99 36.89 10.18 65.01 --- --- Peak	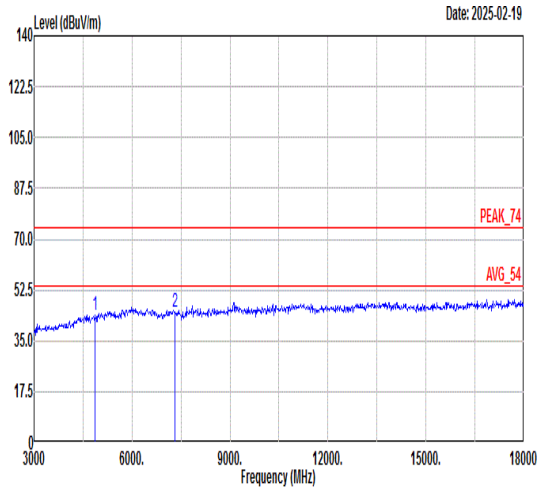 Freq Level Limit Line Margin Read Level Ant Factor Cable Loss Preamp Factor APos TPos Remark MHz dBuV/m dBuV/m dB dBuV dB/m dB dB cm deg 1 4874.00 43.74 74.00 -30.26 63.35 36.50 8.72 64.83 --- --- Peak 2 7311.00 45.00 74.00 -29.00 62.94 36.89 10.18 65.01 --- --- Peak

Mode	20	
	Band Edge	
	2400-2483.5_802.11n HT20_CH11_2462MHz	
ANT	9	
Pol.	Horizontal	Fundamental
Peak	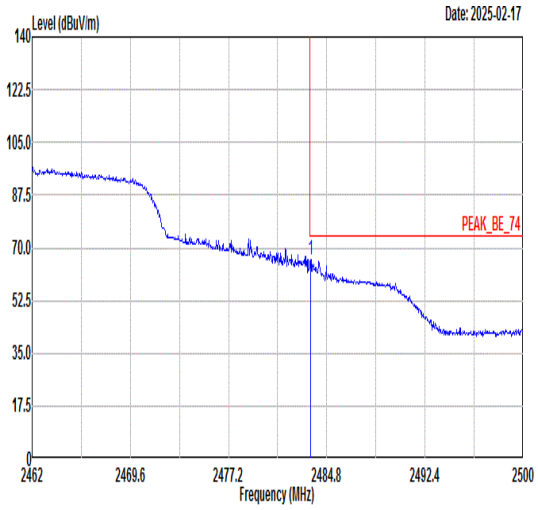 Freq Level Limit Line Margin (dB) Read Level Ant Factor Cable Loss Preamp Factor APos TPos Remark MHz dBuV/m dBuV/m dBuV dB/m dB dB cm deg 1 2483.55 66.19 74.00 -7.81 64.04 30.80 5.46 34.11 300 305 PEAK	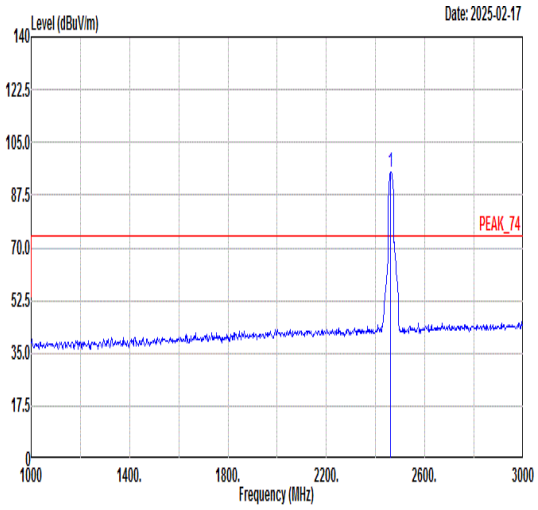 Freq Level Limit Line Margin (dB) Read Level Ant Factor Cable Loss Preamp Factor APos TPos Remark MHz dBuV/m dBuV/m dBuV dB/m dB dB cm deg 1 2462.00 95.25 ------ ------ 93.13 30.79 5.44 34.11 300 305 PEAK
Avg	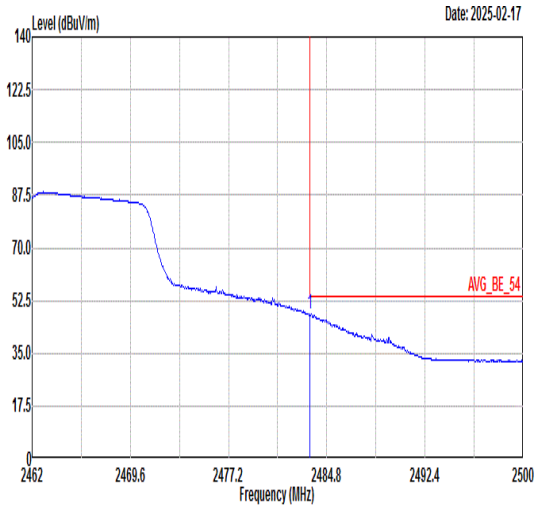 Freq Level Limit Line Margin (dB) Read Level Ant Factor Cable Loss Preamp Factor APos TPos Remark MHz dBuV/m dBuV/m dBuV dB/m dB dB cm deg 1 2483.51 48.18 54.00 -5.82 46.03 30.80 5.46 34.11 300 305 AVERAGE	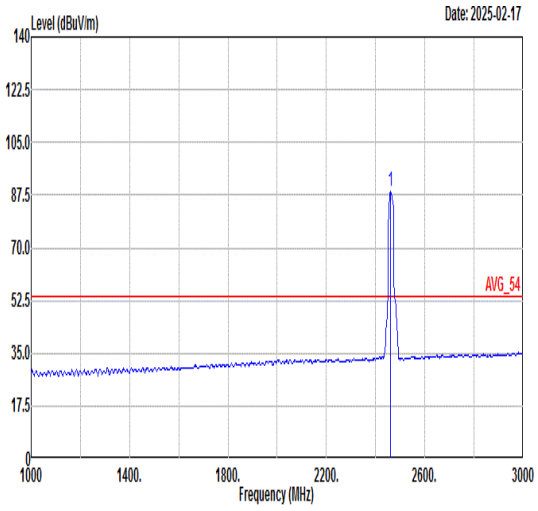 Freq Level Limit Line Margin (dB) Read Level Ant Factor Cable Loss Preamp Factor APos TPos Remark MHz dBuV/m dBuV/m dBuV dB/m dB dB cm deg 1 2462.00 88.62 ------ ------ 86.52 30.79 5.43 34.12 300 305 AVERAGE

Mode	20	
	Band Edge	
	2400-2483.5_802.11n HT20_CH11_2462MHz	
ANT	9	
Pol.	Vertical	Fundamental
Peak	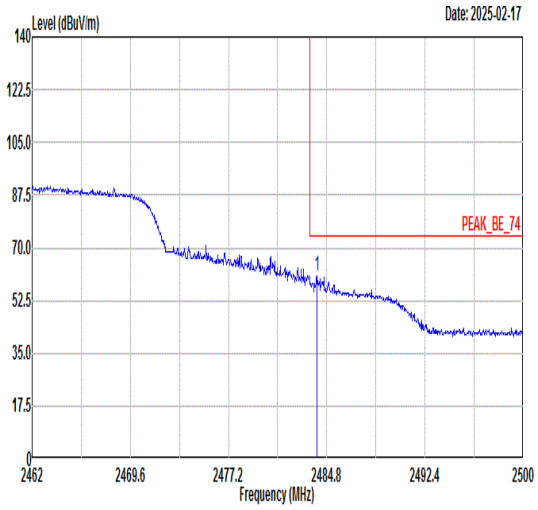 Freq Level Limit Line Margin (dB) Read Level Ant Factor Cable Loss Preamp Factor APos TPos Remark 1 2484.04 60.68 74.00 -13.32 58.53 30.80 5.46 34.11 231 265 PEAK	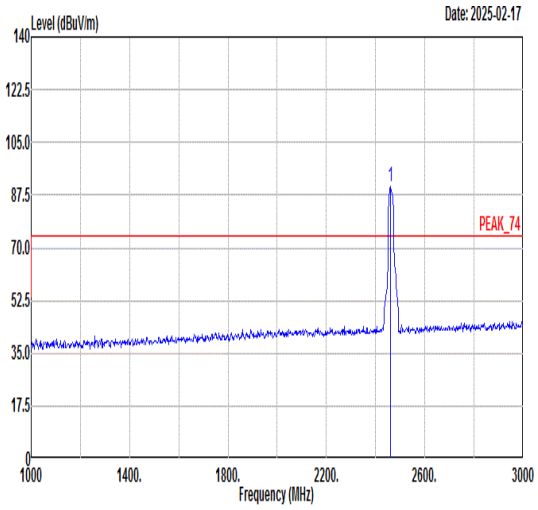 Freq Level Limit Line Margin (dB) Read Level Ant Factor Cable Loss Preamp Factor APos TPos Remark 1 2462.00 90.24 ------ ------ 88.14 30.79 5.43 34.12 231 265 PEAK
Avg	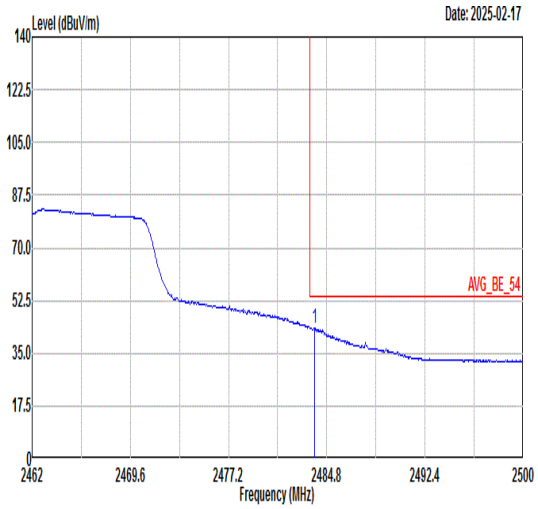 Freq Level Limit Line Margin (dB) Read Level Ant Factor Cable Loss Preamp Factor APos TPos Remark 1 2483.85 43.48 54.00 -10.52 41.33 30.80 5.46 34.11 231 265 AVERAGE	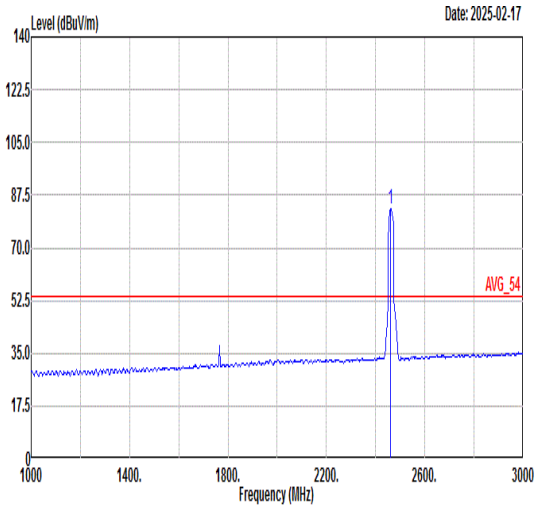 Freq Level Limit Line Margin (dB) Read Level Ant Factor Cable Loss Preamp Factor APos TPos Remark 1 2462.00 83.10 ------ ------ 80.99 30.79 5.44 34.12 231 265 AVERAGE

Mode	20	
	Harmonic	
	2400-2483.5_802.11n HT20_CH11_2462MHz	
ANT	9	
Pol.	Horizontal	Vertical
Peak Avg	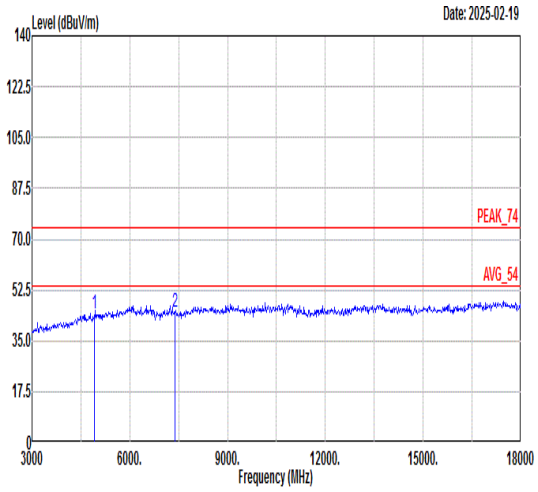 Freq Level Limit Line Margin Read Level Ant Factor Cable Loss Preamp Factor APos TPos Remark MHz dBuV/m dBuV/m dB dBuV dB/m dB dB cm deg 1 4924.00 44.49 74.00 -29.51 64.16 36.58 8.57 64.82 --- --- Peak 2 7386.00 44.84 74.00 -29.16 62.83 36.81 10.18 64.98 --- --- Peak	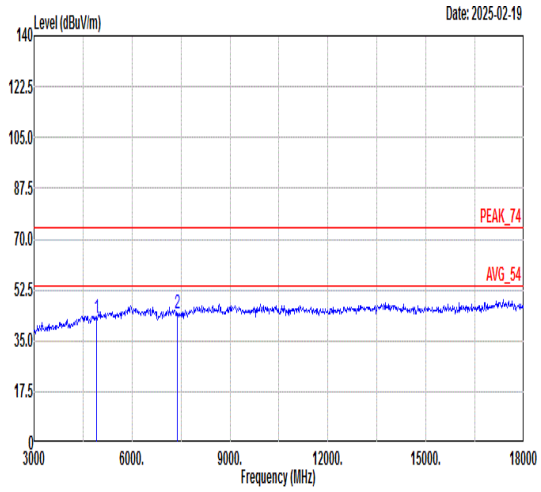 Freq Level Limit Line Margin Read Level Ant Factor Cable Loss Preamp Factor APos TPos Remark MHz dBuV/m dBuV/m dB dBuV dB/m dB dB cm deg 1 4924.00 42.70 74.00 -31.30 62.37 36.58 8.57 64.82 --- --- Peak 2 7386.00 44.56 74.00 -29.44 62.55 36.81 10.18 64.98 --- --- Peak

Mode	21	
	Band Edge - L	
	2400-2483.5_802.11n HT40_CH03_2422MHz	
ANT	9	
Pol.	Horizontal	Fundamental
Peak	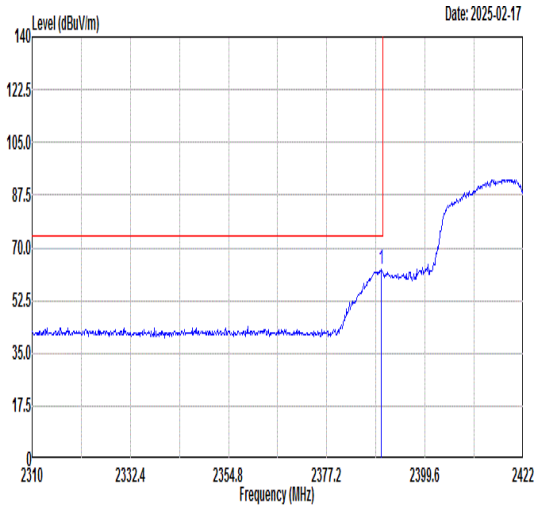 Freq Level Limit Line Margin (dB) Read Level Ant Factor Cable Loss Preamp Factor APos TPos Remark 1 2389.63 62.61 74.00 -11.39 60.61 30.78 5.36 34.14 100 291 PEAK	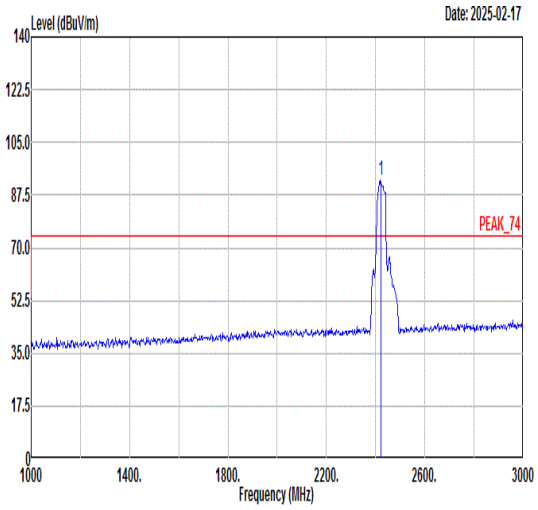 Freq Level Limit Line Margin (dB) Read Level Ant Factor Cable Loss Preamp Factor APos TPos Remark 1 2422.00 92.63 ------ ------ 90.59 30.78 5.39 34.13 100 291 PEAK
Avg	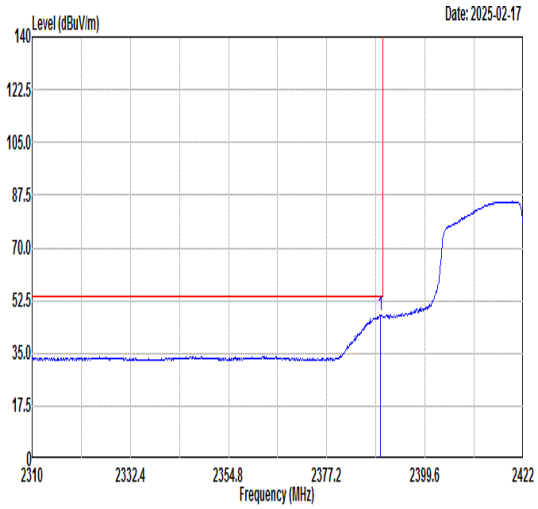 Freq Level Limit Line Margin (dB) Read Level Ant Factor Cable Loss Preamp Factor APos TPos Remark 1 2389.41 47.79 54.00 -6.21 45.79 30.78 5.36 34.14 100 291 AVERAGE	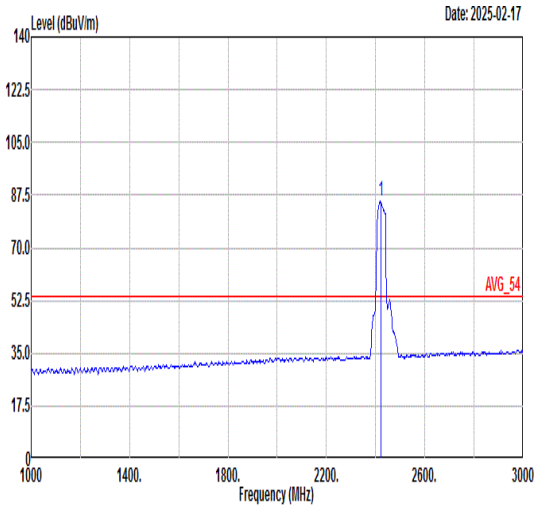 Freq Level Limit Line Margin (dB) Read Level Ant Factor Cable Loss Preamp Factor APos TPos Remark 1 2422.00 85.32 ------ ------ 83.28 30.78 5.39 34.13 100 291 AVERAGE

Mode	21	
	Band Edge - R	
	2400-2483.5_802.11n HT40_CH03_2422MHz	
ANT	9	
Pol.	Horizontal	Fundamental
Peak	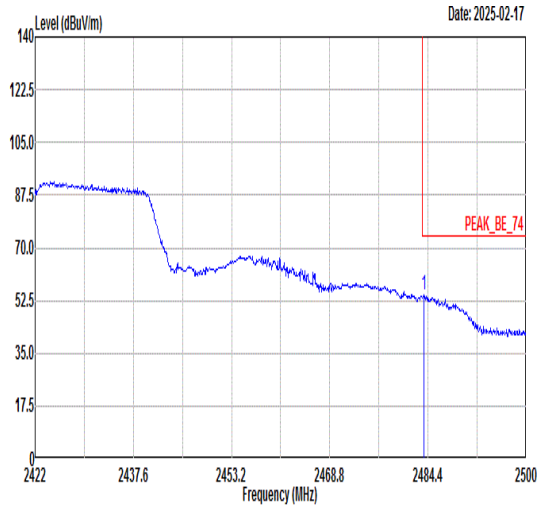 Freq Level Limit Line Margin (dB) Read Level Ant Factor Cable Loss Preamp Factor APos TPos Remark MHz dBuV/m dBuV/m dBuV dB/m dB dB cm deg 1 2483.70 54.34 74.00 -19.66 52.19 30.80 5.46 34.11 100 291 PEAK	Blank
Avg	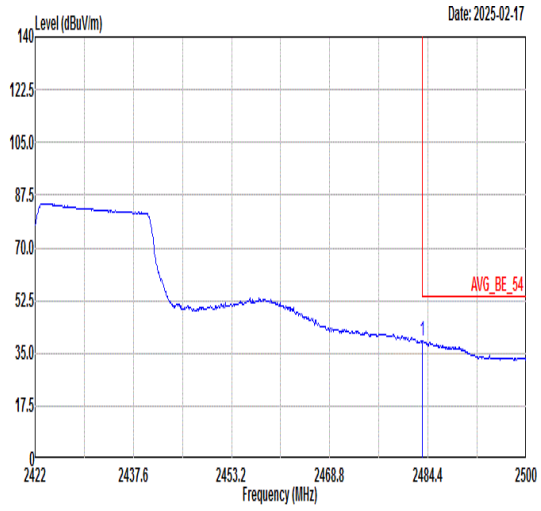 Freq Level Limit Line Margin (dB) Read Level Ant Factor Cable Loss Preamp Factor APos TPos Remark MHz dBuV/m dBuV/m dBuV dB/m dB dB cm deg 1 2483.54 39.11 54.00 -14.89 36.96 30.80 5.46 34.11 100 291 AVERAGE	Blank

Mode	21	
	Band Edge - L	
	2400-2483.5_802.11n HT40_CH03_2422MHz	
ANT	9	
Pol.	Vertical	Fundamental
Peak	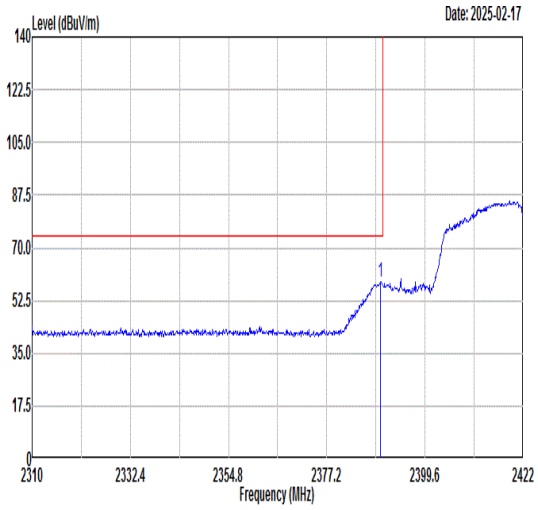 Freq Level Limit Line Margin (dB) Read Level Ant Factor Cable Loss Preamp Factor APos TPos Remark MHz dBuV/m dBuV/m dBuV dB/m dB dB cm deg 1 2389.41 58.63 74.00 -15.37 56.63 30.78 5.36 34.14 363 0 PEAK	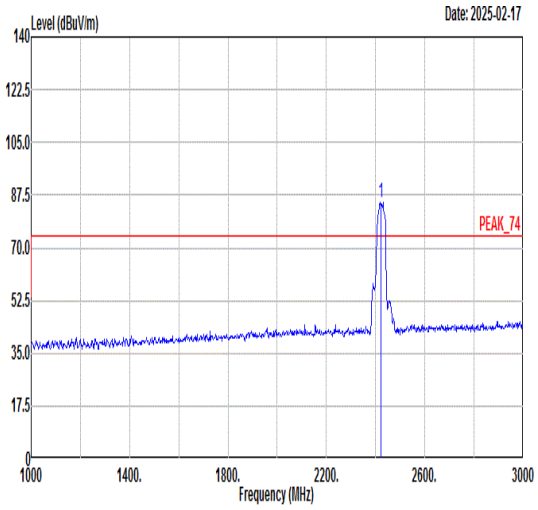 Freq Level Limit Line Margin (dB) Read Level Ant Factor Cable Loss Preamp Factor APos TPos Remark MHz dBuV/m dBuV/m dBuV dB/m dB dB cm deg 1 2422.00 84.91 ------ ------ 82.85 30.79 5.40 34.13 363 0 PEAK
Avg	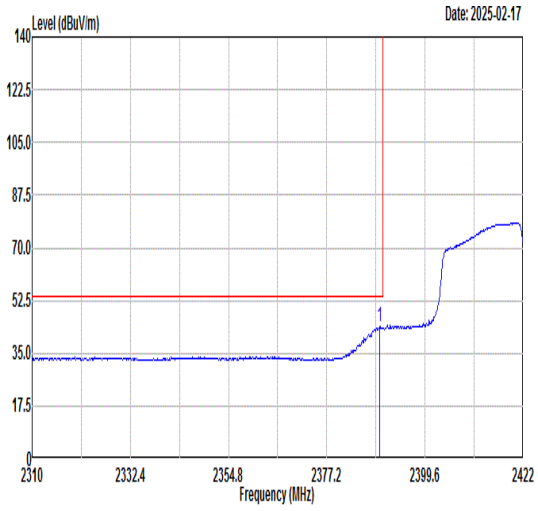 Freq Level Limit Line Margin (dB) Read Level Ant Factor Cable Loss Preamp Factor APos TPos Remark MHz dBuV/m dBuV/m dBuV dB/m dB dB cm deg 1 2389.30 43.86 54.00 -10.14 41.86 30.78 5.36 34.14 363 0 AVERAGE	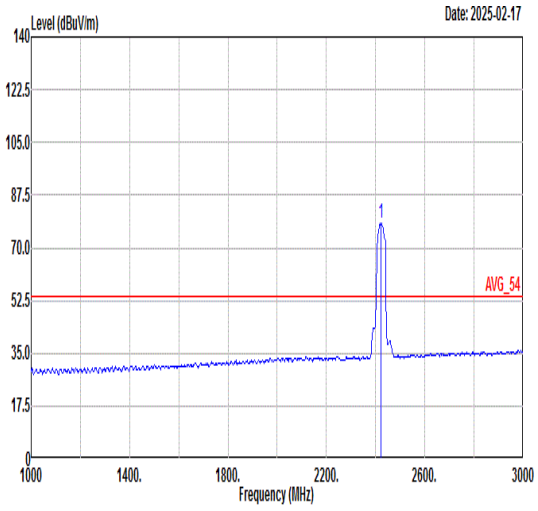 Freq Level Limit Line Margin (dB) Read Level Ant Factor Cable Loss Preamp Factor APos TPos Remark MHz dBuV/m dBuV/m dBuV dB/m dB dB cm deg 1 2422.00 77.97 ------ ------ 75.93 30.78 5.39 34.13 363 0 AVERAGE

Mode	21	
	Band Edge - R	
	2400-2483.5_802.11n HT40_CH03_2422MHz	
ANT	9	
Pol.	Vertical	Fundamental
Peak	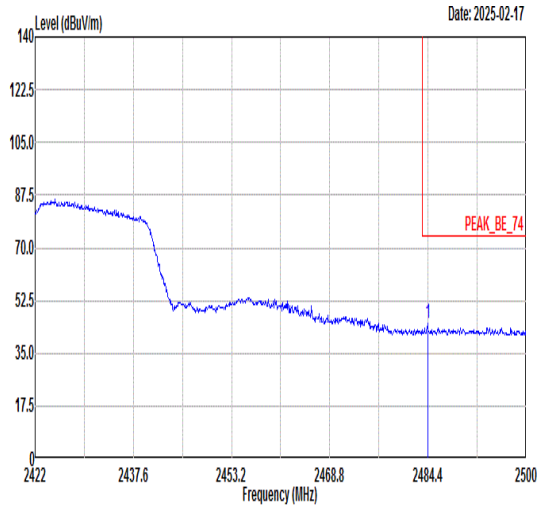 Freq Level Limit Line Margin (dB) Read Level Ant Factor Cable Loss Preamp Factor APos TPos Remark MHz dBuV/m dBuV/m dBuV dB/m dB dB cm deg 1 2484.32 44.80 74.00 -29.20 42.65 30.80 5.46 34.11 363 0 PEAK	Blank
Avg	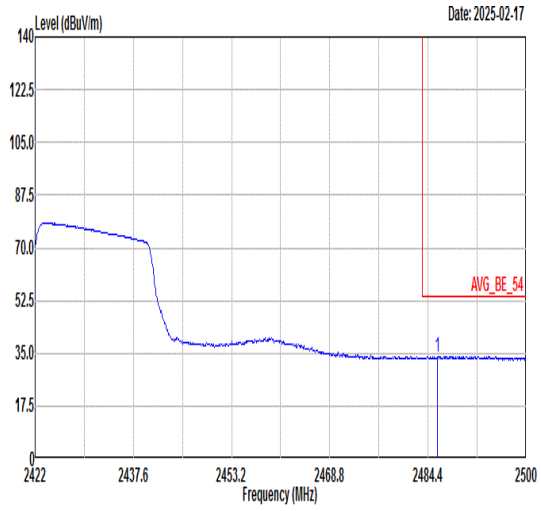 Freq Level Limit Line Margin (dB) Read Level Ant Factor Cable Loss Preamp Factor APos TPos Remark MHz dBuV/m dBuV/m dBuV dB/m dB dB cm deg 1 2485.88 33.90 54.00 -20.10 31.75 30.80 5.46 34.11 363 0 AVERAGE	Blank

Mode	22	
	Band Edge - L	
	2400-2483.5_802.11n HT40_CH09_2452MHz	
ANT	9	
Pol.	Horizontal	Fundamental
Peak	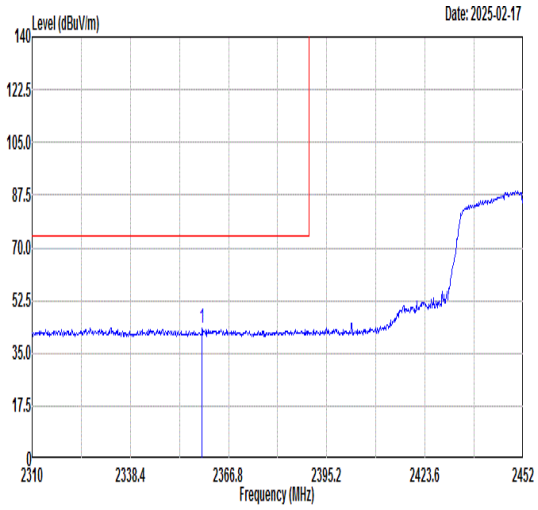 Freq Level Limit Line Margin (dB) Read Level Ant Factor Cable Loss Preamp Factor APos TPos Remark 1 2359.13 43.47 74.00 -30.53 41.53 30.77 5.33 34.16 300 306 PEAK	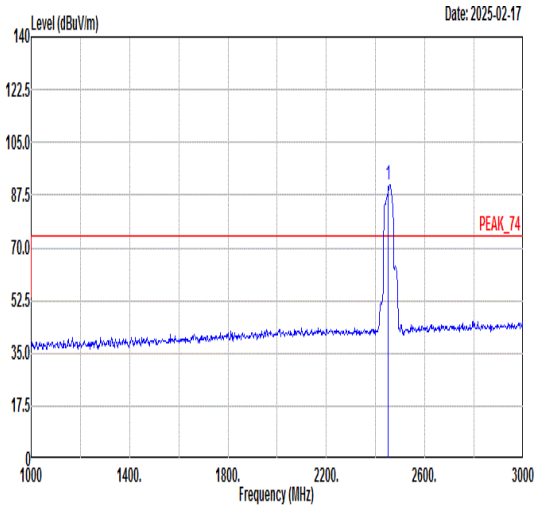 Freq Level Limit Line Margin (dB) Read Level Ant Factor Cable Loss Preamp Factor APos TPos Remark 1 2452.00 91.06 ------ ------ 88.96 30.79 5.43 34.12 300 306 PEAK
Avg	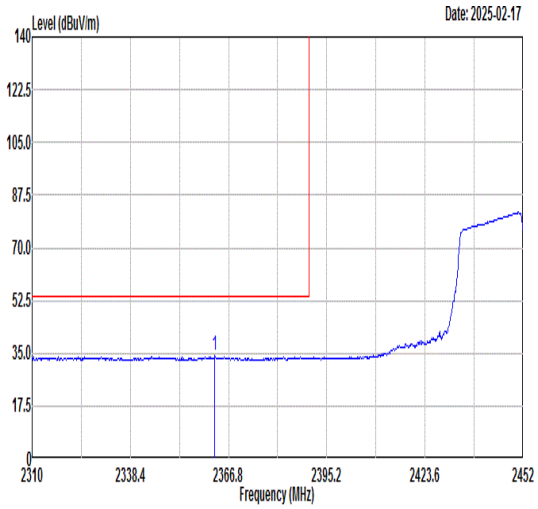 Freq Level Limit Line Margin (dB) Read Level Ant Factor Cable Loss Preamp Factor APos TPos Remark 1 2362.82 34.16 54.00 -19.84 32.20 30.77 5.34 34.15 300 306 AVERAGE	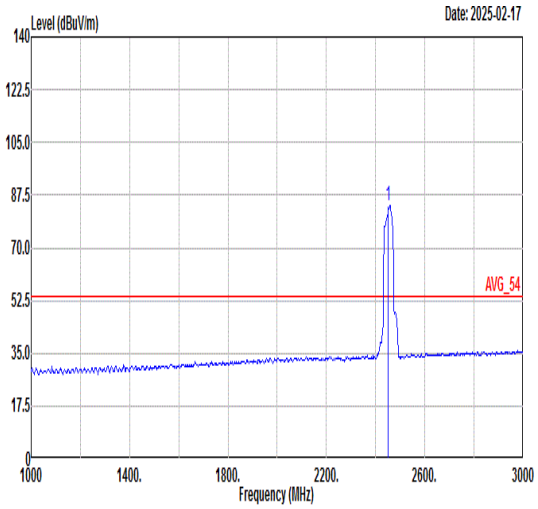 Freq Level Limit Line Margin (dB) Read Level Ant Factor Cable Loss Preamp Factor APos TPos Remark 1 2452.00 84.05 ------ ------ 81.95 30.79 5.43 34.12 300 306 AVERAGE

Mode	22	
	Band Edge - R	
	2400-2483.5_802.11n HT40_CH09_2452MHz	
ANT	9	
Pol.	Horizontal	Fundamental
Peak	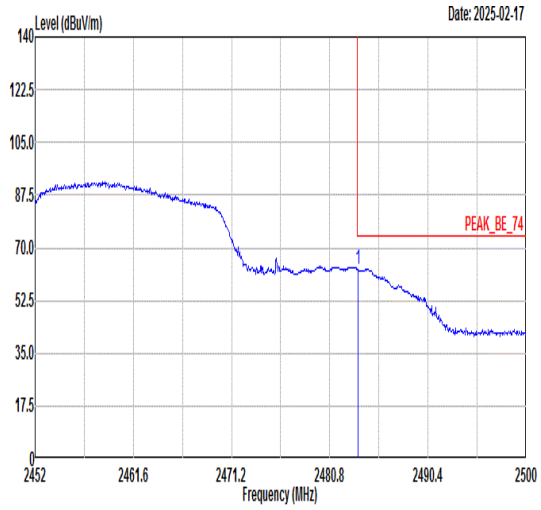 Freq Level Limit Line Margin (dB) Read Level Ant Factor Cable Loss Preamp Factor APos TPos Remark MHz dBuV/m dBuV/m dBuV dB/m dB dB cm deg 1 2483.54 62.90 74.00 -11.10 60.75 30.80 5.46 34.11 300 306 PEAK	Blank
Avg	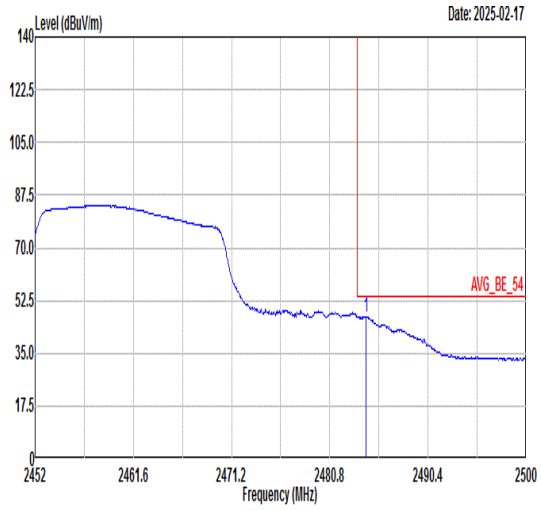 Freq Level Limit Line Margin (dB) Read Level Ant Factor Cable Loss Preamp Factor APos TPos Remark MHz dBuV/m dBuV/m dBuV dB/m dB dB cm deg 1 2484.30 47.15 54.00 -6.85 45.00 30.80 5.46 34.11 300 306 AVERAGE	Blank

Mode	22	
	Band Edge - L	
	2400-2483.5_802.11n HT40_CH09_2452MHz	
ANT	9	
Pol.	Vertical	Fundamental
Peak	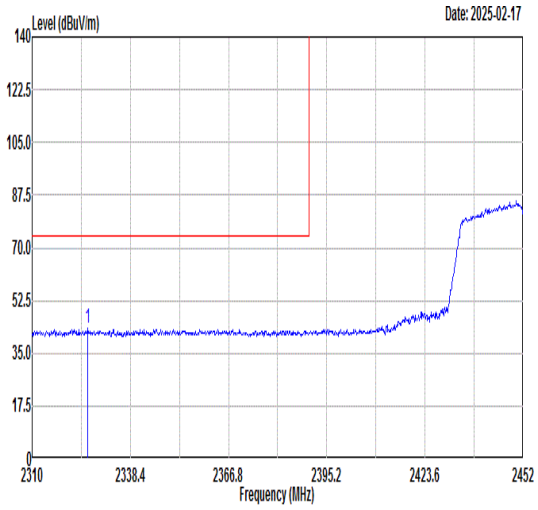 Freq Level Limit Line Margin (dB) Read Level Ant Factor Cable Loss Preamp Factor APos TPos Remark MHz dBuV/m dBuV/m dBuV dB/m dB dB cm deg 1 2326.05 43.18 74.00 -30.82 41.27 30.77 5.31 34.17 242 264 PEAK	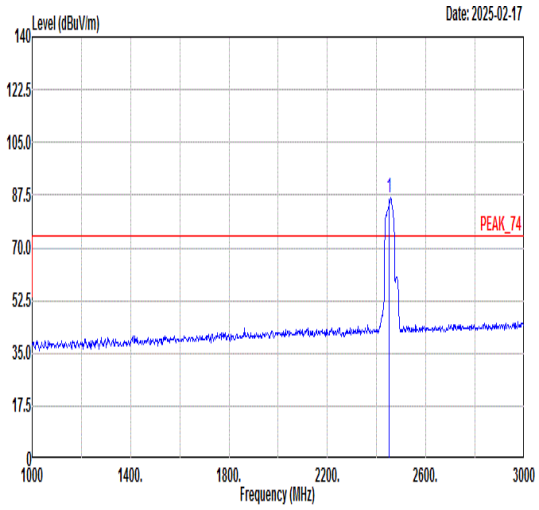 Freq Level Limit Line Margin (dB) Read Level Ant Factor Cable Loss Preamp Factor APos TPos Remark MHz dBuV/m dBuV/m dBuV dB/m dB dB cm deg 1 2452.00 86.73 ------ ------ 84.63 30.79 5.43 34.12 242 264 PEAK
Avg	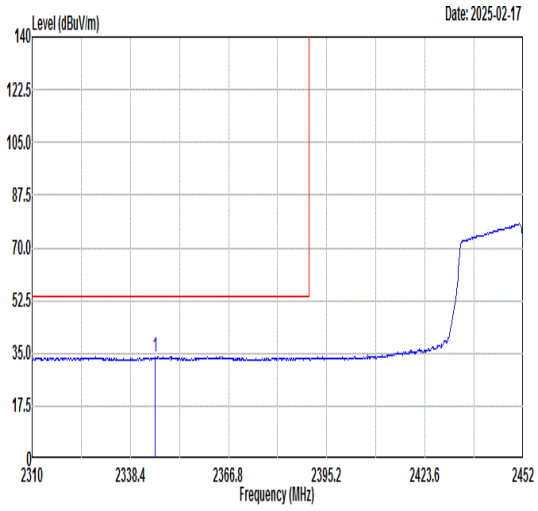 Freq Level Limit Line Margin (dB) Read Level Ant Factor Cable Loss Preamp Factor APos TPos Remark MHz dBuV/m dBuV/m dBuV dB/m dB dB cm deg 1 2345.64 33.85 54.00 -20.15 31.92 30.77 5.32 34.16 242 264 AVERAGE	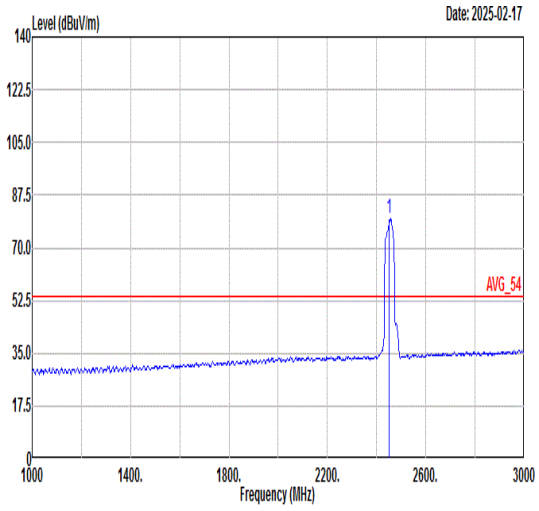 Freq Level Limit Line Margin (dB) Read Level Ant Factor Cable Loss Preamp Factor APos TPos Remark MHz dBuV/m dBuV/m dBuV dB/m dB dB cm deg 1 2452.00 79.51 ------ ------ 77.41 30.79 5.43 34.12 242 264 AVERAGE

Mode	22	
	Band Edge - R	
	2400-2483.5_802.11n HT40_CH09_2452MHz	
ANT	9	
Pol.	Vertical	Fundamental
Peak	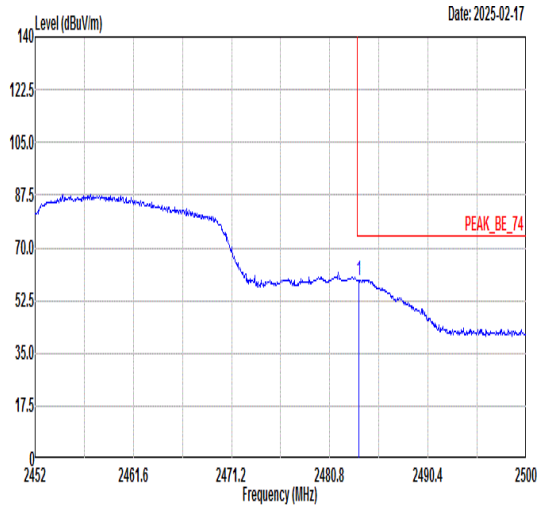 Freq Level Limit Line Margin (dB) Read Level Ant Factor Cable Loss Preamp Factor APos TPos Remark MHz dBuV/m dBuV/m dBuV dB/m dB dB cm deg 1 2483.63 59.36 74.00 -14.64 57.21 30.80 5.46 34.11 242 264 PEAK	Blank
Avg	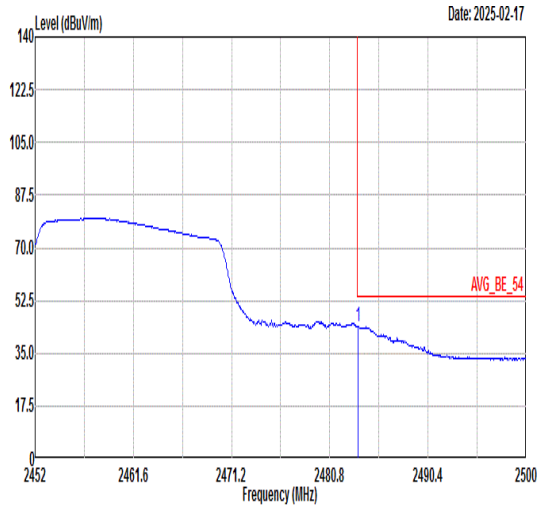 Freq Level Limit Line Margin (dB) Read Level Ant Factor Cable Loss Preamp Factor APos TPos Remark MHz dBuV/m dBuV/m dBuV dB/m dB dB cm deg 1 2483.58 43.69 54.00 -10.31 41.54 30.80 5.46 34.11 242 264 AVERAGE	Blank

Mode	17	
	LF	
	2400-2483.5_802.11g-LF_CH11_2462MHz	
ANT	8	
Pol.	Horizontal	Vertical
Peak	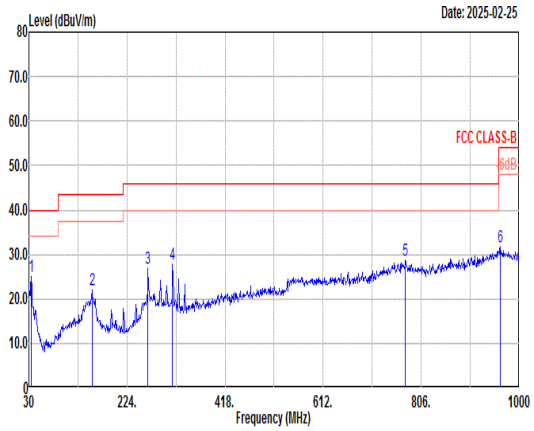	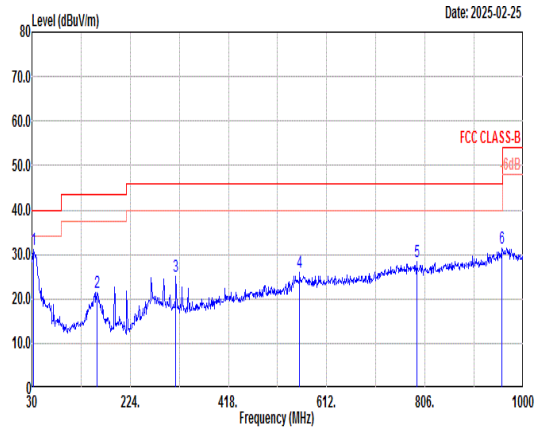

Horizontal:

	Freq	Level	Limit Line	Margin	Read Level	Ant Factor	Cable Loss	Preamp Factor	APos	TPos	Remark
	MHz	dBuV/m	dBuV/m	dB	dBuV	dB/m	dB	dB	cm	deg	
1	34.85	24.99	40.00	-15.01	33.39	22.72	0.57	31.69	---	---	Peak
2	155.13	22.19	43.50	-21.31	35.73	16.78	1.27	31.59	---	---	Peak
3	265.71	26.80	46.00	-19.20	37.30	19.33	1.70	31.53	---	---	Peak
4	314.21	27.74	46.00	-18.26	37.82	19.64	1.85	31.57	---	---	Peak
5	774.96	28.60	46.00	-17.40	27.80	28.96	2.89	31.05	---	---	Peak
6	962.17	31.80	54.00	-22.20	27.59	31.77	3.25	30.81	---	---	Peak

Vertical:

	Freq	Level	Limit Line	Margin	Read Level	Ant Factor	Cable Loss	Preamp Factor	APos	TPos	Remark
	MHz	dBuV/m	dBuV/m	dB	dBuV	dB/m	dB	dB	cm	deg	
1	33.88	31.24	40.00	-8.76	39.10	23.24	0.56	31.66	---	---	Peak
2	159.01	21.49	43.50	-22.01	35.23	16.55	1.29	31.58	---	---	Peak
3	314.21	24.94	46.00	-21.06	35.02	19.64	1.85	31.57	---	---	Peak
4	558.65	25.86	46.00	-20.14	27.64	27.01	2.48	31.27	---	---	Peak
5	789.51	28.48	46.00	-17.52	27.83	28.81	2.92	31.08	---	---	Peak
6	957.32	31.38	46.00	-14.62	27.28	31.69	3.24	30.83	---	---	Peak

Mode	23	
	Band Edge	
	2400-2483.5_802.11g_CH11_2462MHz+LTE B13 Link CO_TX	
ANT	9	
Pol.	Horizontal	Fundamental
Peak	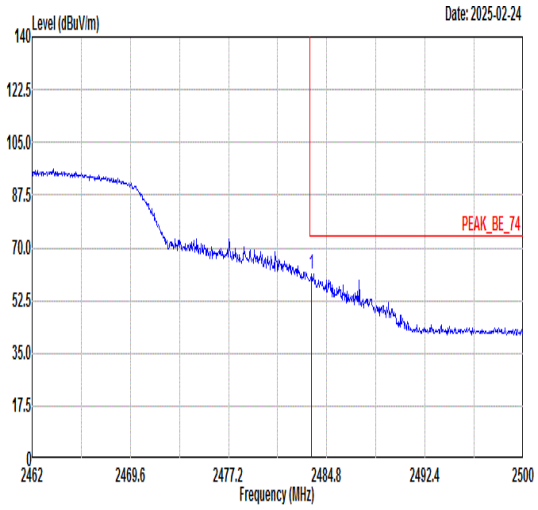 Freq Level Limit Line Margin Read Level Ant Factor Cable Loss Preamp Factor APos TPos Remark 1 2483.62 61.39 74.00 -12.61 59.24 30.80 5.46 34.11 114 315 PEAK	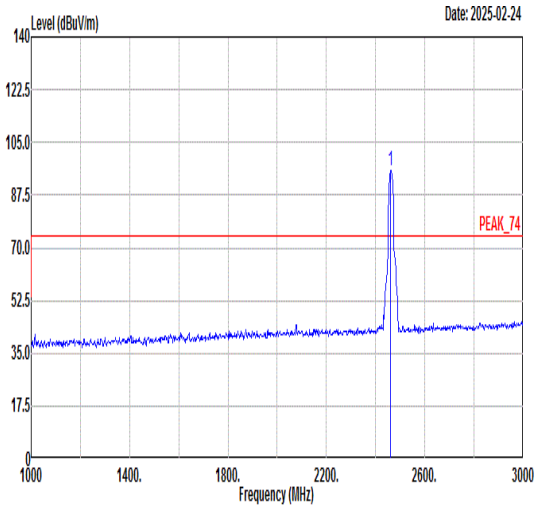 Freq Level Limit Line Margin Read Level Ant Factor Cable Loss Preamp Factor APos TPos Remark 1 2462.00 95.80 ------ ------ 93.70 30.79 5.43 34.12 114 315 PEAK
Avg	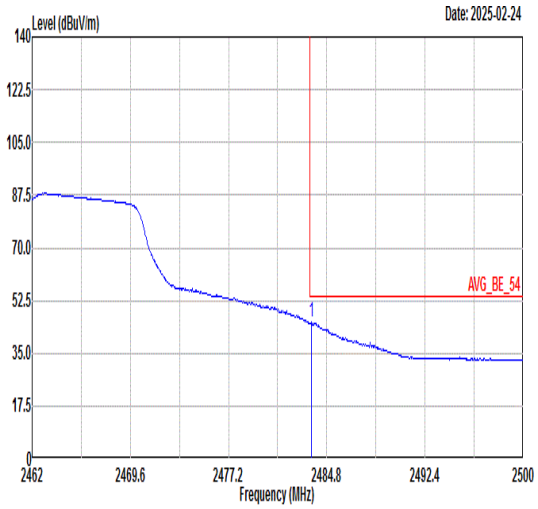 Freq Level Limit Line Margin Read Level Ant Factor Cable Loss Preamp Factor APos TPos Remark 1 2483.58 45.44 54.00 -8.56 43.29 30.80 5.46 34.11 114 315 AVERAGE	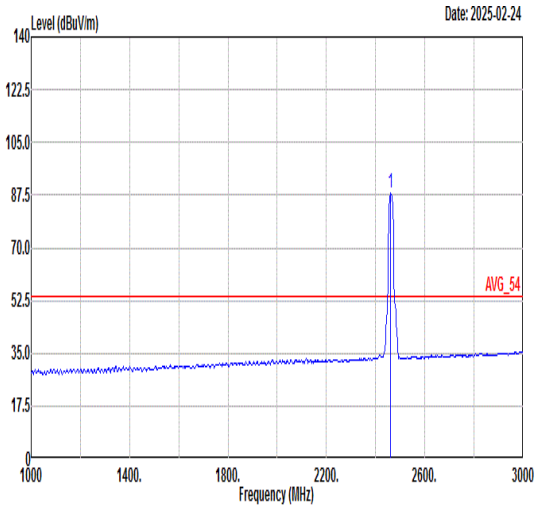 Freq Level Limit Line Margin Read Level Ant Factor Cable Loss Preamp Factor APos TPos Remark 1 2462.00 88.09 ------ ------ 85.98 30.79 5.44 34.12 114 315 AVERAGE

Mode	23	
	Band Edge	
	2400-2483.5_802.11g_CH11_2462MHz+LTE B13 Link CO_TX	
ANT	9	
Pol.	Vertical	Fundamental
Peak	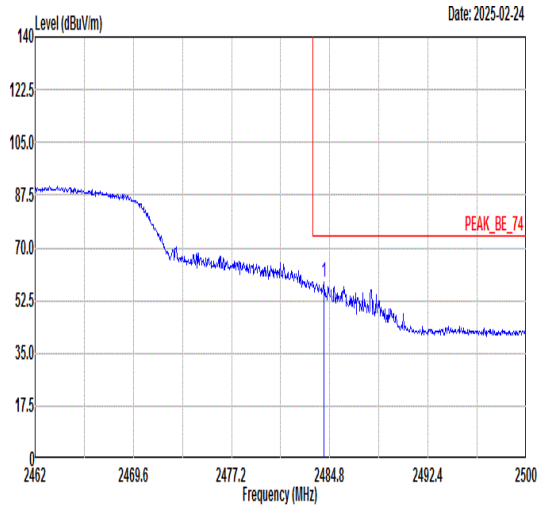 Limit Read Ant Cable Preamp APos TPos Freq Level Line Margin Level Factor Loss Factor Remark MHz dBuV/m dBuV/m dB dBuV dB/m dB dB cm deg 1 2484.34 58.45 74.00 -15.55 56.30 30.80 5.46 34.11 194 263 PEAK	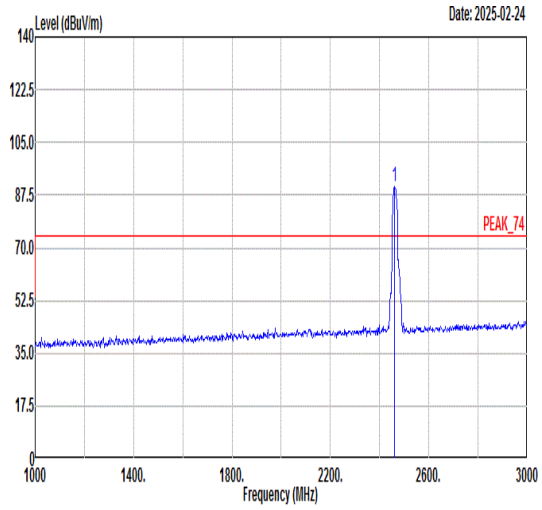 Limit Read Ant Cable Preamp APos TPos Freq Level Line Margin Level Factor Loss Factor Remark MHz dBuV/m dBuV/m dB dBuV dB/m dB dB cm deg 1 2462.00 90.24 ------ ------ 88.14 30.79 5.43 34.12 194 263 PEAK
Avg	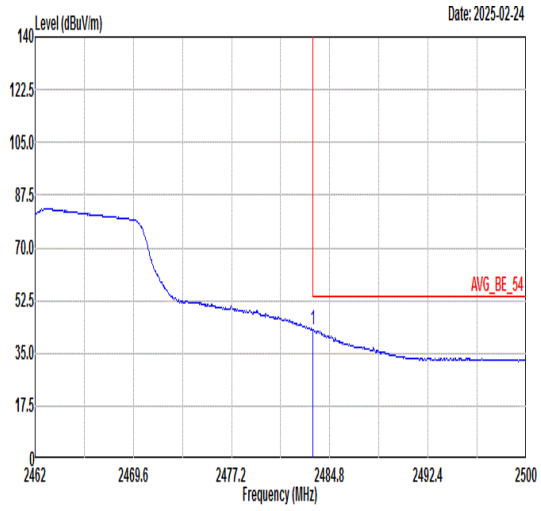 Limit Read Ant Cable Preamp APos TPos Freq Level Line Margin Level Factor Loss Factor Remark MHz dBuV/m dBuV/m dB dBuV dB/m dB dB cm deg 1 2483.51 42.64 54.00 -11.36 40.49 30.80 5.46 34.11 194 263 AVERAGE	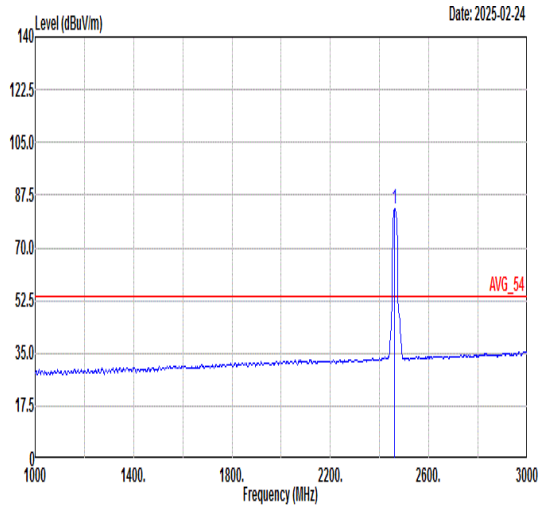 Limit Read Ant Cable Preamp APos TPos Freq Level Line Margin Level Factor Loss Factor Remark MHz dBuV/m dBuV/m dB dBuV dB/m dB dB cm deg 1 2462.00 83.05 ------ ------ 80.94 30.79 5.44 34.12 194 263 AVERAGE

Mode	23	
	Harmonic	
	2400-2483.5_802.11g_CH11_2462MHz+LTE B13 Link CO_TX	
ANT	9	
Pol.	Horizontal	Vertical
Peak Avg	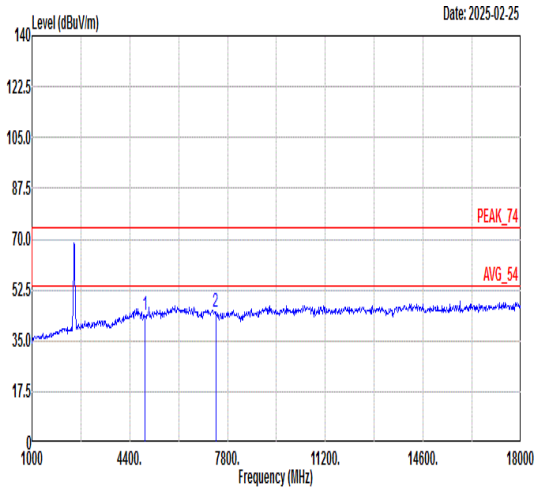 Freq Level Limit Line Margin Read Level Ant Factor Cable Loss Preamp Factor APos TPos Remark MHz dBuV/m dBuV/m dB dBuV dB/m dB dB cm deg 1 4924.00 43.89 74.00 -30.11 63.56 36.58 8.57 64.82 --- --- Peak 2 7386.00 44.77 74.00 -29.23 62.76 36.81 10.18 64.98 --- --- Peak	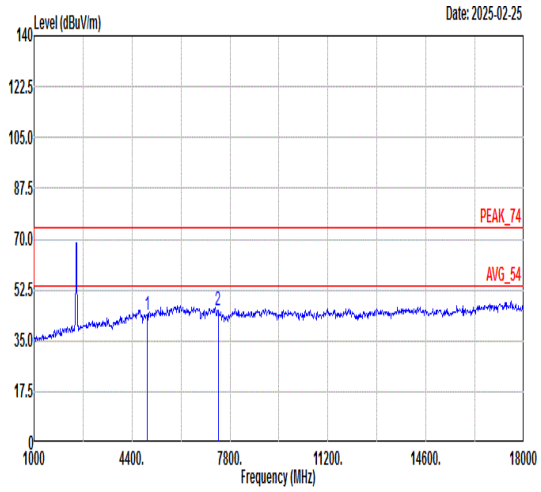 Freq Level Limit Line Margin Read Level Ant Factor Cable Loss Preamp Factor APos TPos Remark MHz dBuV/m dBuV/m dB dBuV dB/m dB dB cm deg 1 4924.00 43.82 74.00 -30.18 63.49 36.58 8.57 64.82 --- --- Peak 2 7386.00 45.34 74.00 -28.66 63.33 36.81 10.18 64.98 --- --- Peak

Note: The frequency point over limit line is LTE Band 13 RF signal which can be ignored.

Mode	24	
	Band Edge - L	
	2400-2483.5_802.11n HT40_CH08_2447MHz	
ANT	8	
Pol.	Horizontal	Fundamental
Peak	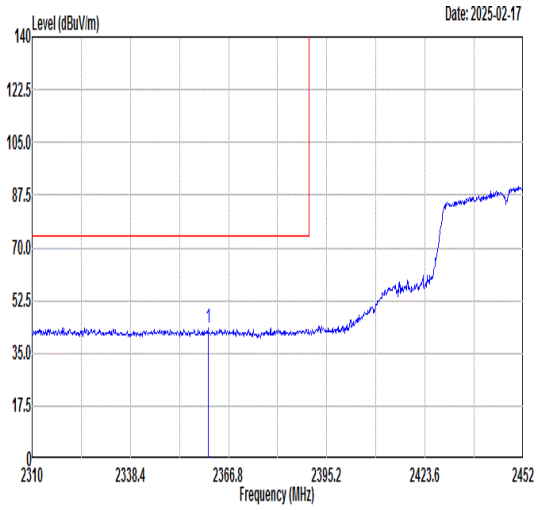 Freq Level Limit Line Margin (dB) Read Level Ant Factor Cable Loss Preamp Factor APos TPos Remark 1 2360.84 43.33 74.00 -30.67 41.39 30.77 5.33 34.16 300 311 PEAK	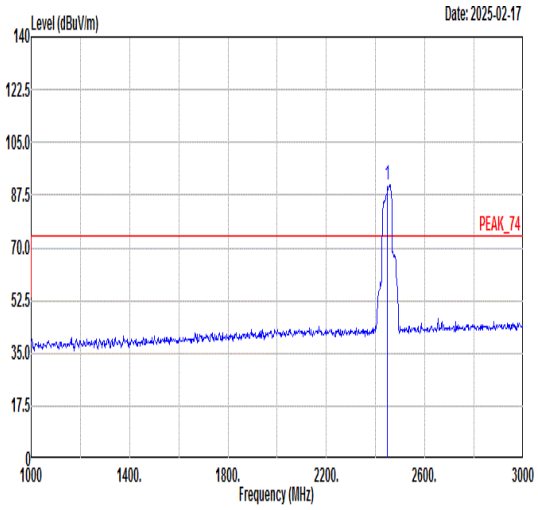 Freq Level Limit Line Margin (dB) Read Level Ant Factor Cable Loss Preamp Factor APos TPos Remark 1 2447.00 90.82 ------ ------ 88.72 30.79 5.43 34.12 300 311 PEAK
Avg	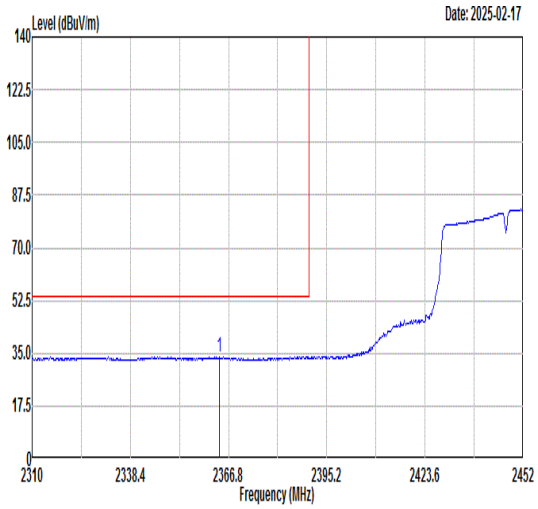 Freq Level Limit Line Margin (dB) Read Level Ant Factor Cable Loss Preamp Factor APos TPos Remark 1 2364.24 33.90 54.00 -20.10 31.94 30.77 5.34 34.15 300 311 AVERAGE	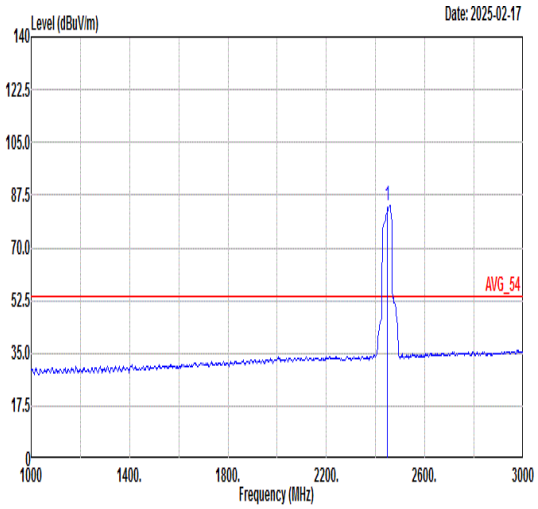 Freq Level Limit Line Margin (dB) Read Level Ant Factor Cable Loss Preamp Factor APos TPos Remark 1 2447.00 84.19 ------ ------ 82.09 30.79 5.43 34.12 300 311 AVERAGE

Mode	24	
	Band Edge - R	
	2400-2483.5_802.11n HT40_CH08_2447MHz	
ANT	8	
Pol.	Horizontal	Fundamental
Peak	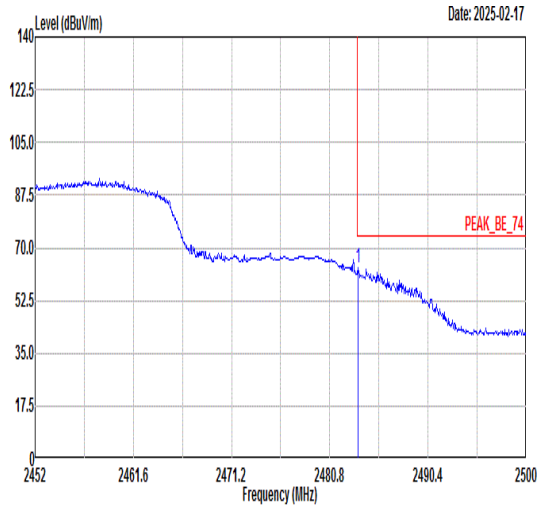 Freq Level Limit Line Margin (dB) Read Level Ant Factor Cable Loss Preamp Factor APos TPos Remark MHz dBuV/m dBuV/m dBuV dB/m dB dB cm deg 1 2483.54 63.46 74.00 -10.54 61.31 30.80 5.46 34.11 300 311 PEAK	Blank
Avg	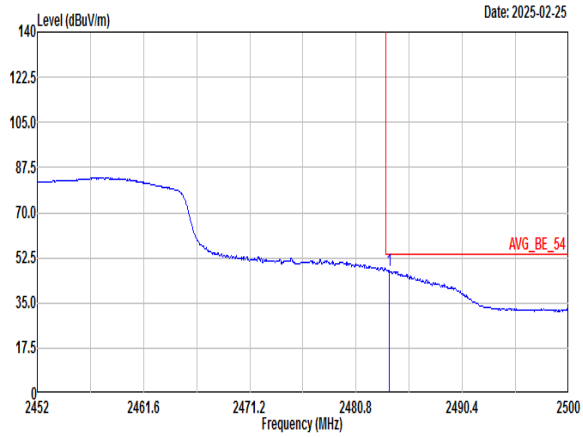 Freq Level Limit Line Margin (dB) Read Level Ant Factor Cable Loss Preamp Factor APos TPos Remark MHz dBuV/m dBuV/m dBuV dB/m dB dB cm deg 1 2483.78 47.79 54.00 -6.21 45.64 30.80 5.46 34.11 300 311 AVERAGE	Blank

Mode	24	
	Band Edge - L	
	2400-2483.5_802.11n HT40_CH08_2447MHz	
ANT	8	
Pol.	Vertical	Fundamental
Peak	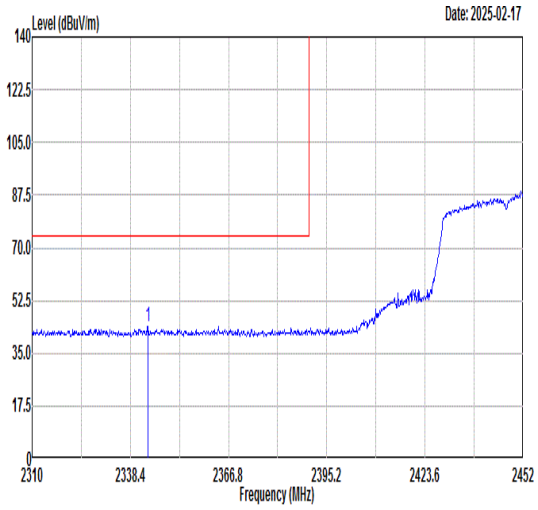 Freq Level Limit Line Margin (dB) Read Level Ant Factor Cable Loss Preamp Factor APos TPos Remark 1 2343.51 43.68 74.00 -30.32 41.75 30.77 5.32 34.16 215 265 PEAK	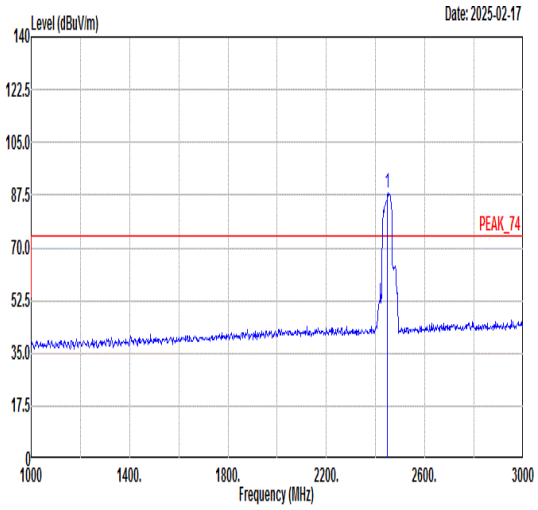 Freq Level Limit Line Margin (dB) Read Level Ant Factor Cable Loss Preamp Factor APos TPos Remark 1 2447.00 88.08 ------ ------ 85.99 30.79 5.42 34.12 215 265 PEAK
Avg	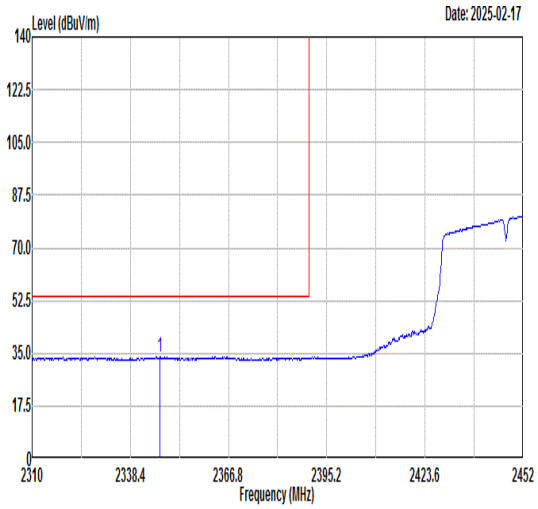 Freq Level Limit Line Margin (dB) Read Level Ant Factor Cable Loss Preamp Factor APos TPos Remark 1 2346.92 33.78 54.00 -20.22 31.85 30.77 5.32 34.16 215 265 AVERAGE	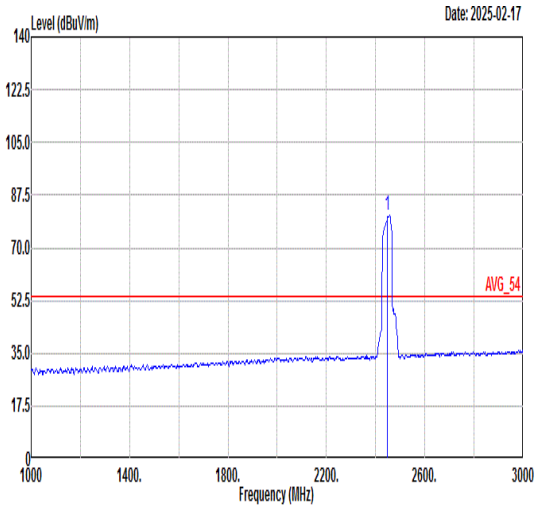 Freq Level Limit Line Margin (dB) Read Level Ant Factor Cable Loss Preamp Factor APos TPos Remark 1 2447.00 80.98 ------ ------ 78.88 30.79 5.43 34.12 215 265 AVERAGE