Mode	40	
	Band Edge	
	U-NII-2C_5.47-5.725_802.11ax HE20_CH100_5500MHz_Partial RU(26/0)	
ANT	10	
Pol.	Horizontal	Fundamental
Peak	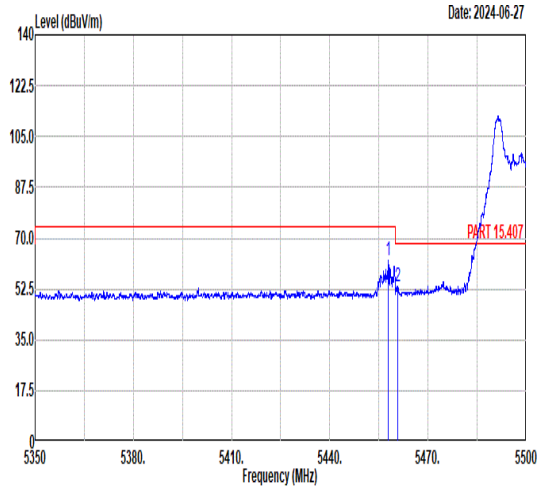 Freq Level Limit Line Margin (dB) Read Level Ant Factor Cable Loss Preamp Factor APos TPos Remark MHz dBuV/m dBuV/m dBuV dB/m dB dB cm deg 1 5457.91 62.13 74.00 -11.87 48.37 34.81 11.11 32.16 209 360 PEAK 2 5460.79 53.52 68.30 -14.78 39.76 34.81 11.12 32.17 209 360 PEAK	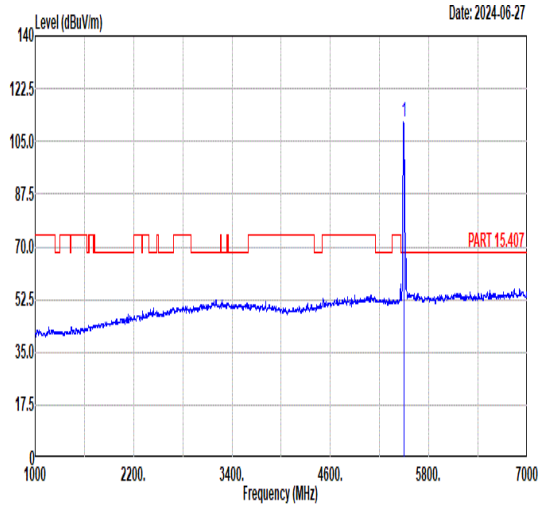 Freq Level Limit Line Margin (dB) Read Level Ant Factor Cable Loss Preamp Factor APos TPos Remark MHz dBuV/m dBuV/m dBuV dB/m dB dB cm deg 1 5500.00 111.29 ------ ------ 97.44 34.80 11.25 32.20 209 360 PEAK
Avg	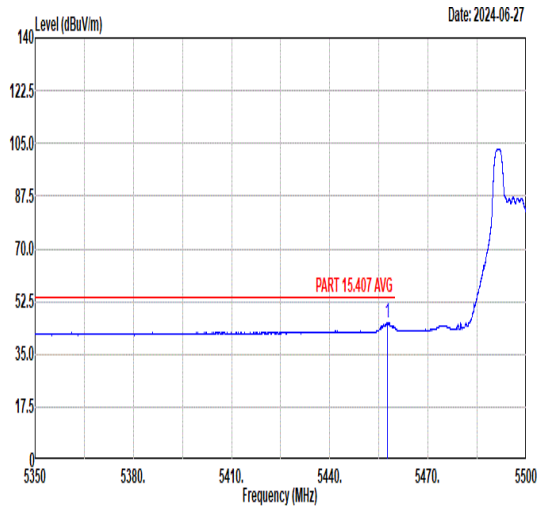 Freq Level Limit Line Margin (dB) Read Level Ant Factor Cable Loss Preamp Factor APos TPos Remark MHz dBuV/m dBuV/m dBuV dB/m dB dB cm deg 1 5457.63 45.31 54.00 -8.69 31.55 34.81 11.11 32.16 209 360 AVERAGE	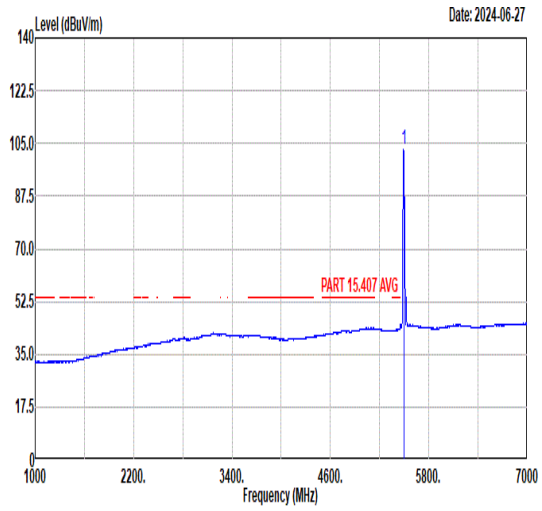 Freq Level Limit Line Margin (dB) Read Level Ant Factor Cable Loss Preamp Factor APos TPos Remark MHz dBuV/m dBuV/m dBuV dB/m dB dB cm deg 1 5500.00 102.85 ------ ------ 89.00 34.80 11.25 32.20 209 360 AVERAGE

Mode	40	
	Band Edge	
	U-NII-2C_5.47-5.725_802.11ax HE20_CH100_5500MHz_Partial RU(26/0)	
ANT	10	
Pol.	Vertical	Fundamental
Peak	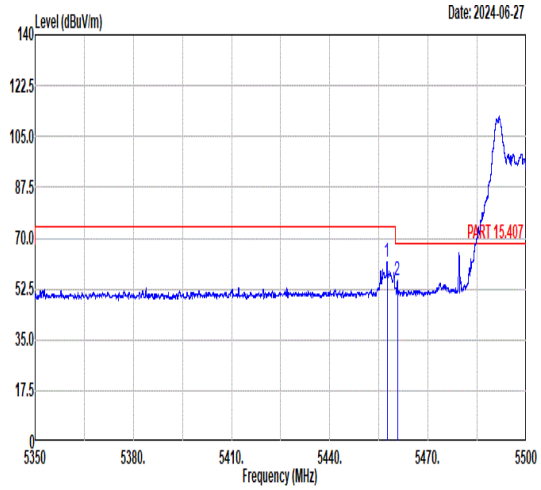 Freq Level Limit Line Margin (dB) Read Level Ant Factor Cable Loss Preamp Factor APos TPos Remark MHz dBuV/m dBuV/m dBuV dB/m dB dB cm deg 1 5457.48 61.99 74.00 -12.01 48.23 34.81 11.11 32.16 174 299 PEAK 2 5460.63 55.26 68.30 -13.04 41.50 34.81 11.12 32.17 174 299 PEAK	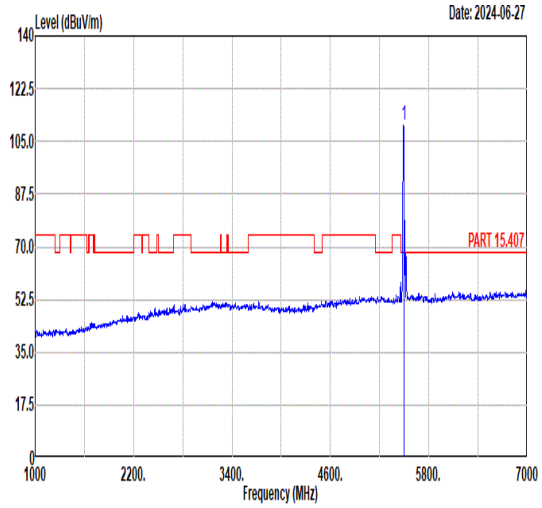 Freq Level Limit Line Margin (dB) Read Level Ant Factor Cable Loss Preamp Factor APos TPos Remark MHz dBuV/m dBuV/m dBuV dB/m dB dB cm deg 1 5500.00 110.16 ------ ------ 96.31 34.80 11.25 32.20 174 299 PEAK
Avg	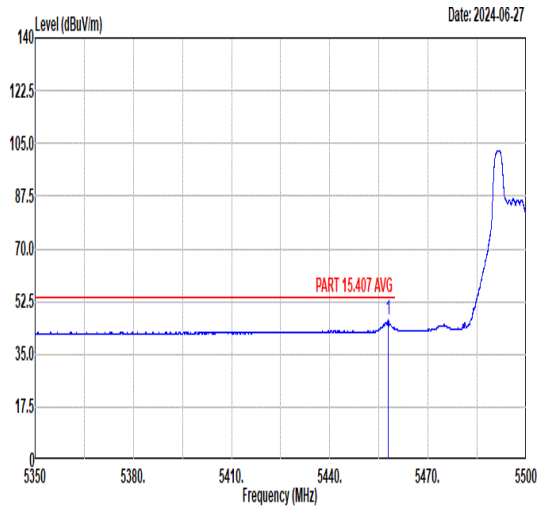 Freq Level Limit Line Margin (dB) Read Level Ant Factor Cable Loss Preamp Factor APos TPos Remark MHz dBuV/m dBuV/m dBuV dB/m dB dB cm deg 1 5457.79 46.26 54.00 -7.74 32.50 34.81 11.11 32.16 174 299 AVERAGE	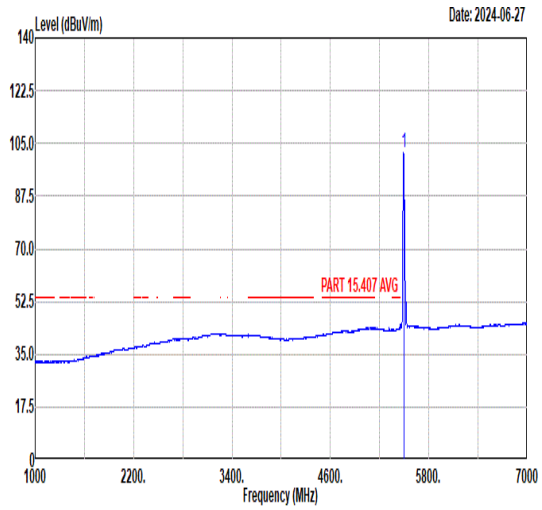 Freq Level Limit Line Margin (dB) Read Level Ant Factor Cable Loss Preamp Factor APos TPos Remark MHz dBuV/m dBuV/m dBuV dB/m dB dB cm deg 1 5500.00 102.21 ------ ------ 88.36 34.80 11.25 32.20 174 299 AVERAGE

Mode	41	
	Band Edge	
	U-NII-2C_5.47-5.725_802.11ax HE20_CH140_5700MHz_Partial RU(26/8)	
ANT	10	
Pol.	Horizontal	Fundamental
Peak	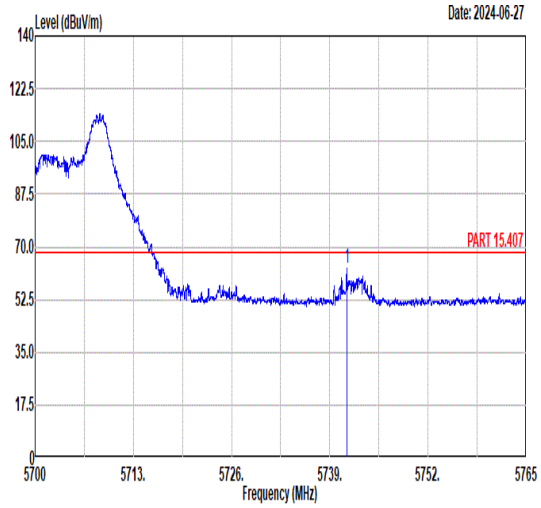 Freq Level Limit Line Margin (dB) Read Level Ant Factor Cable Loss Preamp Factor APos TPos Remark MHz dBuV/m dBuV/m dBuV dB/m dB dB cm deg 1 5741.24 62.72 68.30 -5.58 48.33 35.14 11.65 32.40 184 360 PEAK	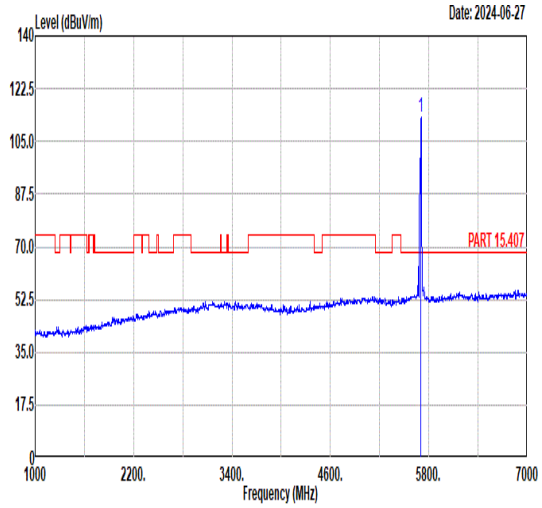 Freq Level Limit Line Margin (dB) Read Level Ant Factor Cable Loss Preamp Factor APos TPos Remark MHz dBuV/m dBuV/m dBuV dB/m dB dB cm deg 1 5700.00 112.83 ------ ------ 98.45 35.09 11.66 32.37 184 360 PEAK
Avg	Blank	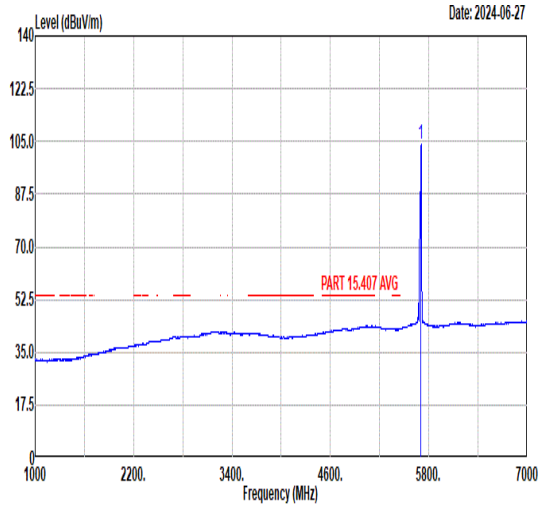 Freq Level Limit Line Margin (dB) Read Level Ant Factor Cable Loss Preamp Factor APos TPos Remark MHz dBuV/m dBuV/m dBuV dB/m dB dB cm deg 1 5700.00 103.86 ------ ------ 89.48 35.09 11.66 32.37 184 360 AVERAGE

Mode	41	
	Band Edge	
	U-NII-2C_5.47-5.725_802.11ax HE20_CH140_5700MHz_Partial RU(26/8)	
ANT	10	
Pol.	Vertical	Fundamental
Peak	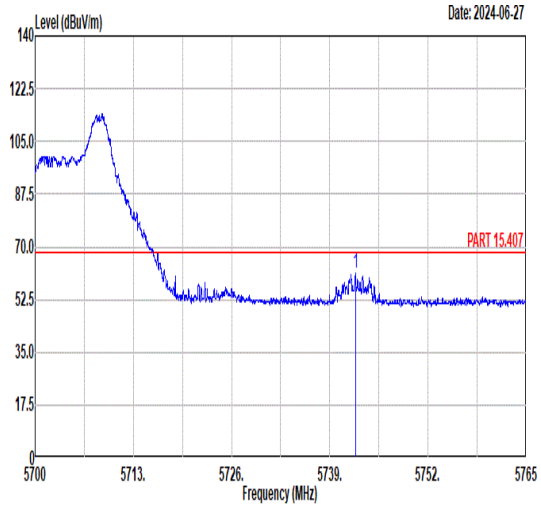 Freq Level Limit Line Margin (dB) Read Level Ant Factor Cable Loss Preamp Factor APos TPos Remark MHz dBuV/m dBuV/m dBuV dB/m dB dB cm deg 1 5742.41 61.04 68.30 -7.26 46.65 35.14 11.65 32.40 162 16 PEAK	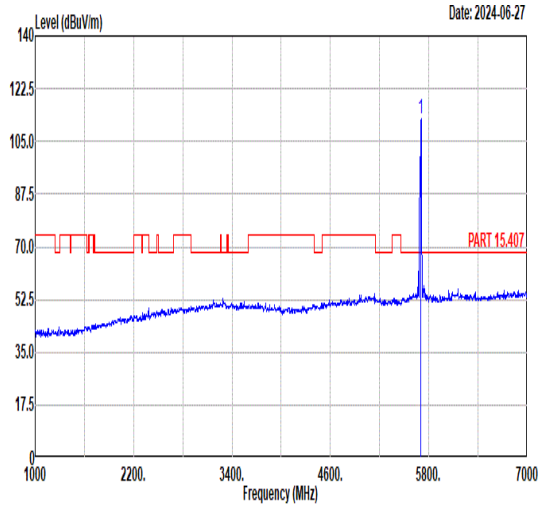 Freq Level Limit Line Margin (dB) Read Level Ant Factor Cable Loss Preamp Factor APos TPos Remark MHz dBuV/m dBuV/m dBuV dB/m dB dB cm deg 1 5700.00 112.49 ------ ------ 98.11 35.09 11.66 32.37 162 16 PEAK
Avg	Blank	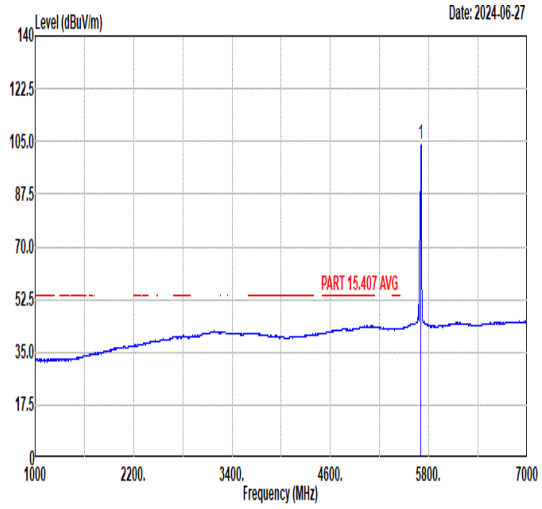 Freq Level Limit Line Margin (dB) Read Level Ant Factor Cable Loss Preamp Factor APos TPos Remark MHz dBuV/m dBuV/m dBuV dB/m dB dB cm deg 1 5700.00 104.07 ------ ------ 89.69 35.09 11.66 32.37 162 16 AVERAGE

Mode	42	
	Band Edge	
	U-NII-3_5.725-5.85_802.11ax HE20_CH149_5745MHz_Partial RU(26/0)	
ANT	10	
Pol.	Horizontal	Fundamental
Peak	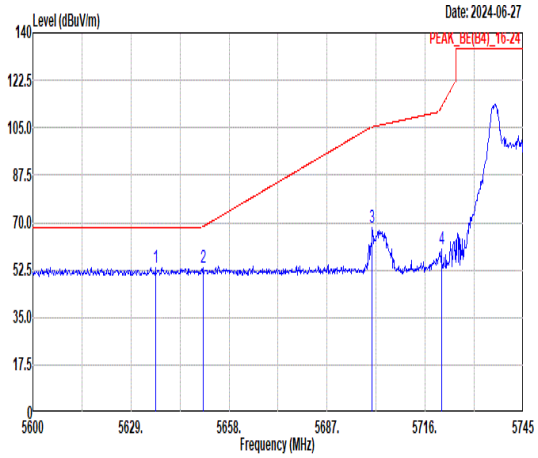 Freq Level Limit Line Margin (dB) Read Level Ant Factor Cable Loss Preamp Factor APos TPos Remark MHz dBuV/m dBuV/m dBuV dB/m dB dB cm deg 1 5636.25 53.58 68.30 -14.72 39.22 34.99 11.69 32.32 208 360 PEAK 2 5650.32 53.40 68.53 -15.13 39.03 35.01 11.69 32.33 208 360 PEAK 3 5700.34 67.99 105.30 -37.31 53.62 35.08 11.66 32.37 208 360 PEAK 4 5720.79 60.48 112.59 -52.11 46.09 35.11 11.66 32.38 208 360 PEAK	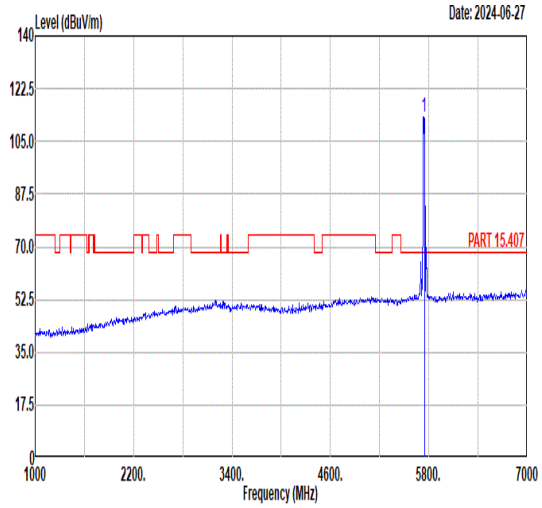 Freq Level Limit Line Margin (dB) Read Level Ant Factor Cable Loss Preamp Factor APos TPos Remark MHz dBuV/m dBuV/m dBuV dB/m dB dB cm deg 1 5745.00 112.97 ------ ------ 98.58 35.13 11.65 32.39 208 360 PEAK
Avg	Blank	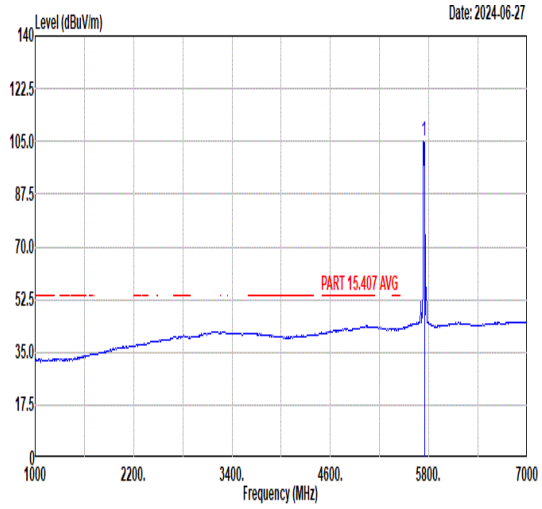 Freq Level Limit Line Margin (dB) Read Level Ant Factor Cable Loss Preamp Factor APos TPos Remark MHz dBuV/m dBuV/m dBuV dB/m dB dB cm deg 1 5745.00 105.04 ------ ------ 90.65 35.13 11.65 32.39 208 360 AVERAGE

Mode	42	
	Band Edge	
	U-NII-3_5.725-5.85_802.11ax HE20_CH149_5745MHz_Partial RU(26/0)	
ANT	10	
Pol.	Vertical	Fundamental
Peak	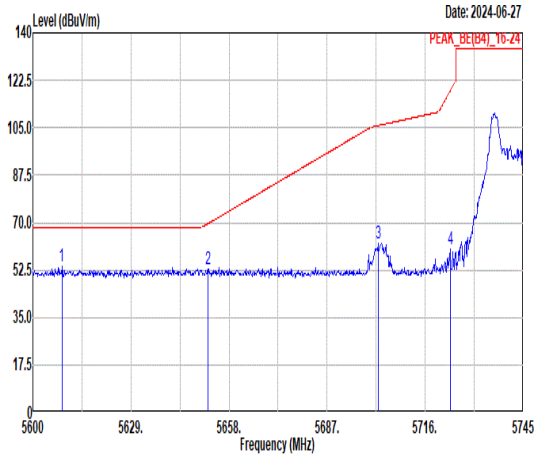 Freq Level Limit Line Margin (dB) Read Level Ant Factor Cable Loss Preamp Factor APos TPos Remark 1 5608.56 53.99 68.30 -14.31 39.62 34.95 11.71 32.29 254 21 PEAK 2 5651.77 52.74 69.61 -16.87 38.37 35.01 11.69 32.33 254 21 PEAK 3 5702.08 62.37 105.78 -43.41 48.00 35.08 11.66 32.37 254 21 PEAK 4 5723.40 60.30 118.54 -58.24 45.92 35.11 11.65 32.38 254 21 PEAK	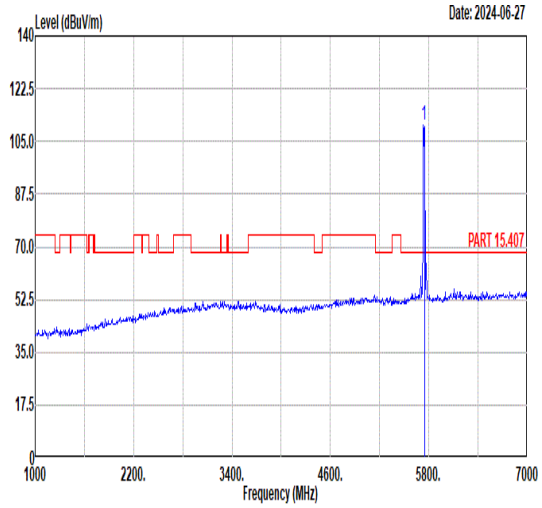 Freq Level Limit Line Margin (dB) Read Level Ant Factor Cable Loss Preamp Factor APos TPos Remark 1 5745.00 110.50 ------ ------ 96.11 35.13 11.65 32.39 254 21 PEAK
Avg	Blank	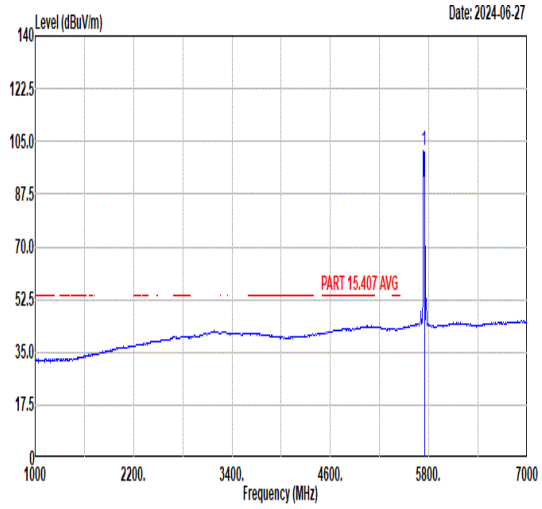 Freq Level Limit Line Margin (dB) Read Level Ant Factor Cable Loss Preamp Factor APos TPos Remark 1 5745.00 101.76 ------ ------ 87.37 35.13 11.65 32.39 254 21 AVERAGE

Mode	43	
	Band Edge	
	U-NII-3_5.725-5.85_802.11ax HE20_CH165_5825MHz_Partial RU(26/8)	
ANT	10	
Pol.	Horizontal	Fundamental
Peak	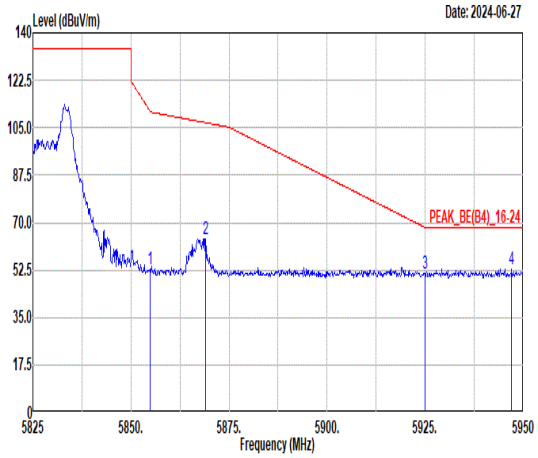 Freq Level Limit Line Margin (dB) Read Level Ant Factor Cable Loss Preamp Factor APos TPos Remark MHz dBuV/m dBuV/m dBuV dB/m dB dB cm deg 1 5854.88 52.75 111.08 -58.33 38.42 35.30 11.52 32.49 200 360 PEAK 2 5869.00 63.85 106.88 -43.03 49.53 35.32 11.50 32.50 200 360 PEAK 3 5925.00 51.47 68.20 -16.73 37.21 35.40 11.40 32.54 200 360 PEAK 4 5947.00 52.89 68.30 -15.41 38.65 35.43 11.37 32.56 200 360 PEAK	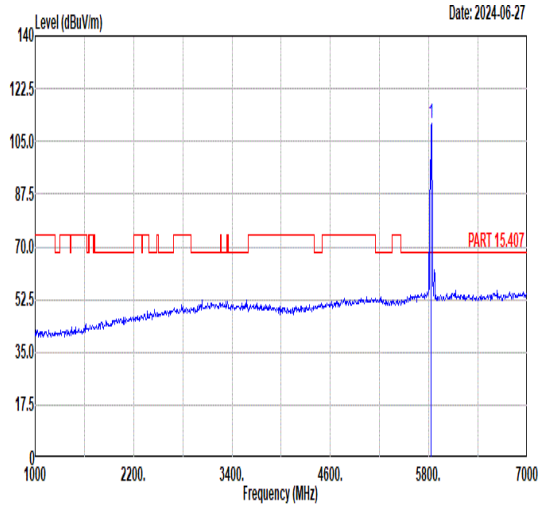 Freq Level Limit Line Margin (dB) Read Level Ant Factor Cable Loss Preamp Factor APos TPos Remark MHz dBuV/m dBuV/m dBuV dB/m dB dB cm deg 1 5825.00 111.20 ------ ------ 96.85 35.27 11.55 32.47 200 360 PEAK
Avg	Blank	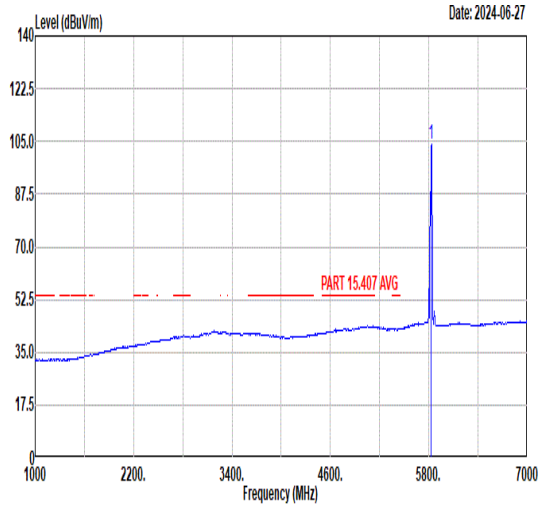 Freq Level Limit Line Margin (dB) Read Level Ant Factor Cable Loss Preamp Factor APos TPos Remark MHz dBuV/m dBuV/m dBuV dB/m dB dB cm deg 1 5825.00 104.11 ------ ------ 89.76 35.27 11.55 32.47 200 360 AVERAGE

Mode	43
	Band Edge
	U-NII-3_5.725-5.85_802.11ax HE20_CH165_5825MHz_Partial RU(26/8)
ANT	10

Pol.	Vertical	Fundamental
Peak	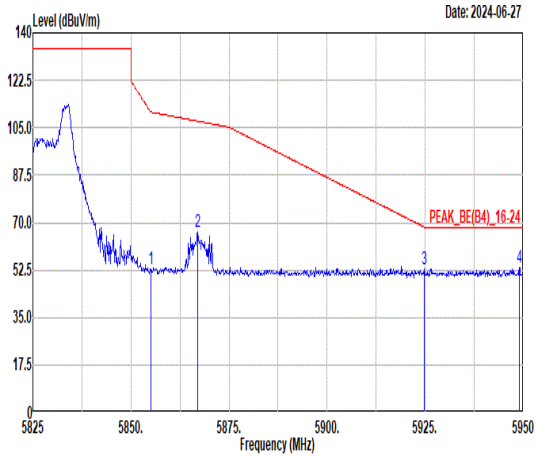 Freq Level Limit Line Margin (dB) Read Level Ant Factor Cable Loss Preamp Factor APos TPos Remark MHz dBuV/m dBuV/m dBuV dB/m dB dB cm deg 1 5855.00 52.70 110.80 -58.10 38.37 35.30 11.52 32.49 153 15 PEAK 2 5867.00 66.46 107.44 -40.98 52.15 35.31 11.50 32.50 153 15 PEAK 3 5924.75 52.59 68.38 -15.79 38.34 35.39 11.40 32.54 153 15 PEAK 4 5949.00 53.59 68.30 -14.71 39.36 35.43 11.36 32.56 153 15 PEAK	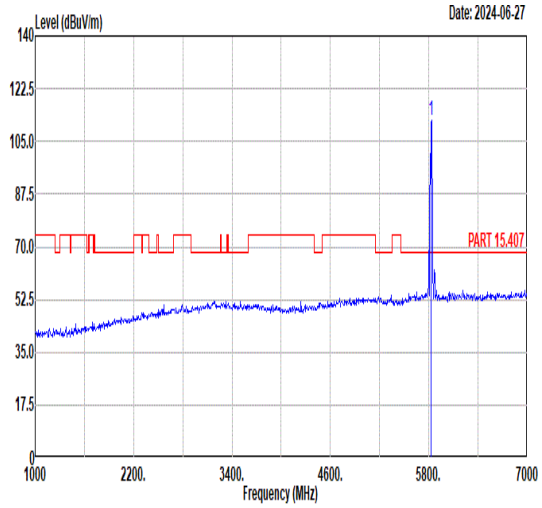 Freq Level Limit Line Margin (dB) Read Level Ant Factor Cable Loss Preamp Factor APos TPos Remark MHz dBuV/m dBuV/m dBuV dB/m dB dB cm deg 1 5825.00 111.86 ------ ------ 97.51 35.27 11.55 32.47 153 15 PEAK
Avg	Blank	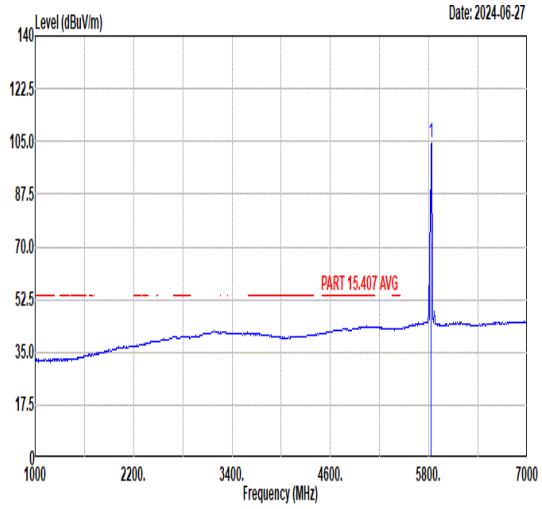 Freq Level Limit Line Margin (dB) Read Level Ant Factor Cable Loss Preamp Factor APos TPos Remark MHz dBuV/m dBuV/m dBuV dB/m dB dB cm deg 1 5825.00 104.55 ------ ------ 90.20 35.27 11.55 32.47 153 15 AVERAGE

Mode	45	
	LF	
	U-NII-2A_5.25-5.35_802.11ax HE80_CH58_5290MHz	
ANT	10	
Pol.	Horizontal	Vertical
QP/Peak	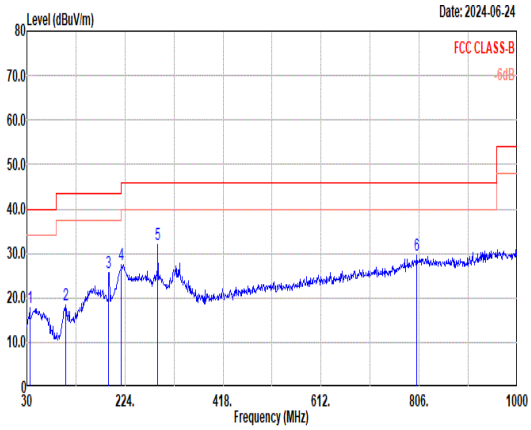	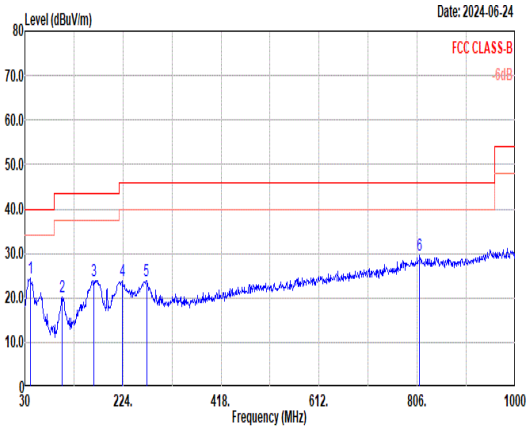

	Freq	Level	Limit Line	Margin	Read Level	Ant Factor	Cable Loss	Preamp Factor	APos	TPos	Remark
	MHz	dBuV/m	dBuV/m	dB	dBuV	dB/m	dB	dB	cm	deg	
1	35.82	17.73	40.00	-22.27	37.31	19.22	1.10	39.90	--	--	Peak
2	106.63	18.31	43.50	-25.19	40.54	15.95	1.88	40.06	--	--	Peak
3	191.99	25.66	43.50	-17.84	46.41	16.73	2.52	40.00	--	--	Peak
4	217.21	27.52	46.00	-18.48	47.87	16.96	2.67	39.98	--	--	Peak
5	288.99	31.97	46.00	-14.03	49.32	19.54	3.06	39.95	--	--	Peak
6	801.15	29.58	46.00	-16.42	35.73	28.24	5.08	39.47	--	--	Peak

	Freq	Level	Limit Line	Margin	Read Level	Ant Factor	Cable Loss	Preamp Factor	APos	TPos	Remark
	MHz	dBuV/m	dBuV/m	dB	dBuV	dB/m	dB	dB	cm	deg	
1	40.67	24.48	40.00	-15.52	43.41	19.81	1.17	39.91	--	--	Peak
2	103.72	20.31	43.50	-23.19	43.03	15.49	1.86	40.07	--	--	Peak
3	165.80	23.90	43.50	-19.60	42.29	19.29	2.34	40.02	--	--	Peak
4	223.03	23.71	46.00	-22.29	43.75	17.24	2.70	39.98	--	--	Peak
5	270.56	23.93	46.00	-22.07	41.99	18.92	2.97	39.95	--	--	Peak
6	810.85	29.72	46.00	-16.28	35.78	28.29	5.11	39.46	--	--	Peak

Mode	48	
	Band Edge	
	Bluetooth-LE_2M _CH38_TX + U-NII-2A_802.11ax HE80_CH58_TX + LTE_Band13 Link	
ANT	0+10+10	
Pol.	Horizontal	Fundamental
Peak	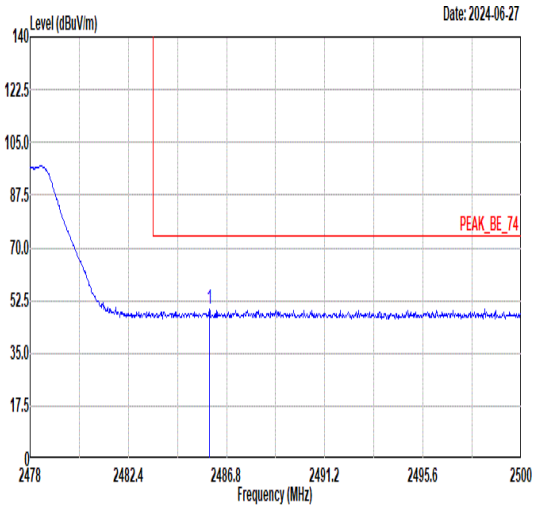 Freq Level Limit Line Margin (dB) Read Level Ant Factor Cable Loss Preamp Factor APos TPos Remark 1 2486.03 49.69 74.00 -24.31 41.44 32.47 7.88 32.10 384 223 PEAK	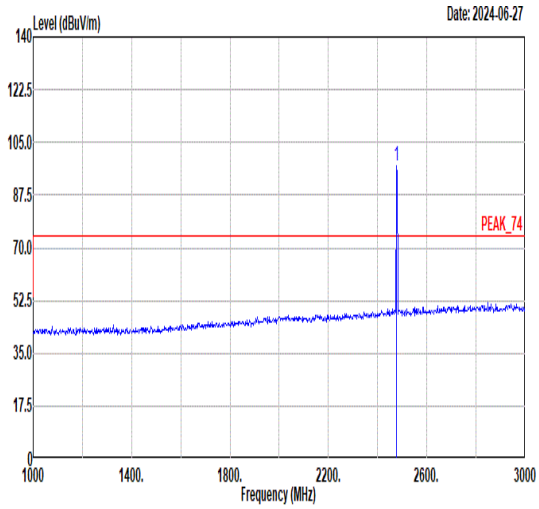 Freq Level Limit Line Margin (dB) Read Level Ant Factor Cable Loss Preamp Factor APos TPos Remark 1 2478.00 97.34 ------ ------ 89.11 32.45 7.87 32.09 384 223 PEAK
Avg	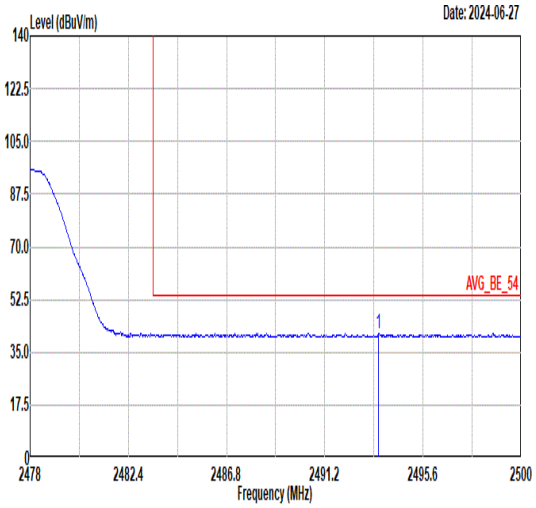 Freq Level Limit Line Margin (dB) Read Level Ant Factor Cable Loss Preamp Factor APos TPos Remark 1 2493.62 41.33 54.00 -12.67 33.05 32.49 7.89 32.10 384 223 AVERAGE	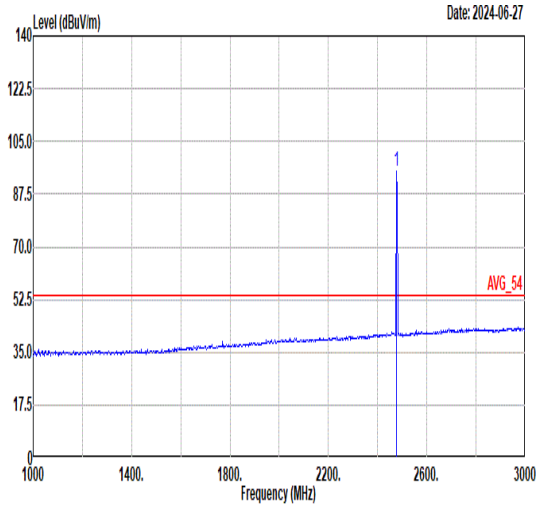 Freq Level Limit Line Margin (dB) Read Level Ant Factor Cable Loss Preamp Factor APos TPos Remark 1 2478.00 95.35 ------ ------ 87.12 32.45 7.87 32.09 384 223 AVERAGE

Mode	48	
	Band Edge	
	Bluetooth-LE_2M _CH38_TX + U-NII-2A_802.11ax HE80_CH58_TX + LTE_Band13 Link	
ANT	0+10+10	
Pol.	Vertical	Fundamental
Peak	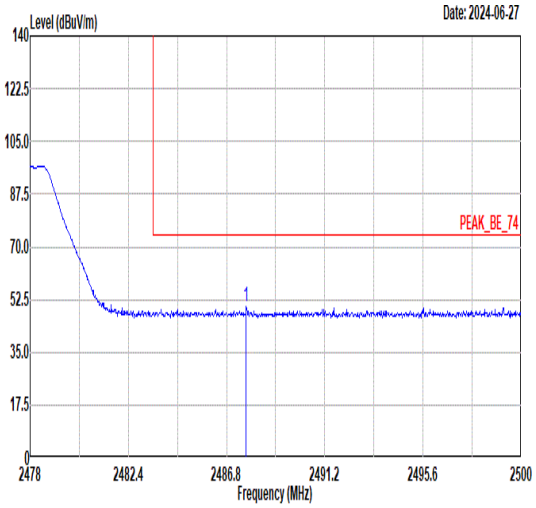 Freq Level Limit Line Margin (dB) Read Level Ant Factor Cable Loss Preamp Factor APos TPos Remark 1 2487.68 50.06 74.00 -23.94 41.81 32.47 7.88 32.10 187 295 PEAK	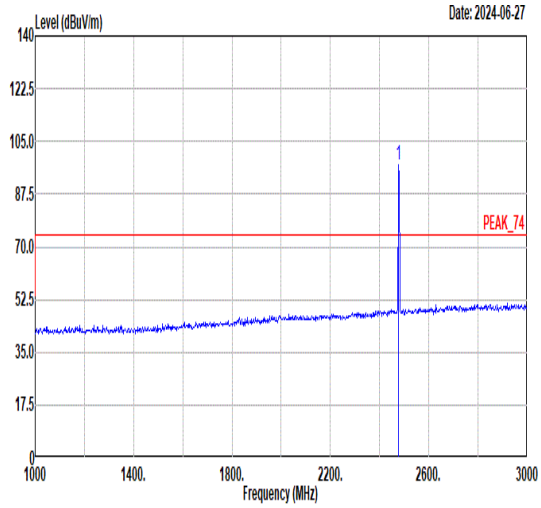 Freq Level Limit Line Margin (dB) Read Level Ant Factor Cable Loss Preamp Factor APos TPos Remark 1 2478.00 97.17 ------ ------ 88.94 32.45 7.87 32.09 187 295 PEAK
Avg	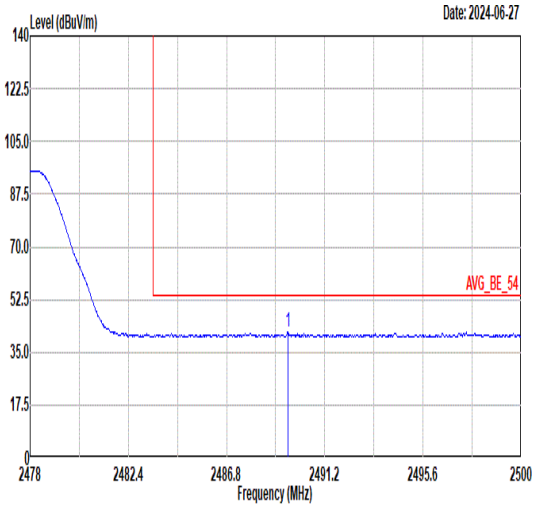 Freq Level Limit Line Margin (dB) Read Level Ant Factor Cable Loss Preamp Factor APos TPos Remark 1 2489.55 41.72 54.00 -12.28 33.46 32.48 7.88 32.10 187 295 AVERAGE	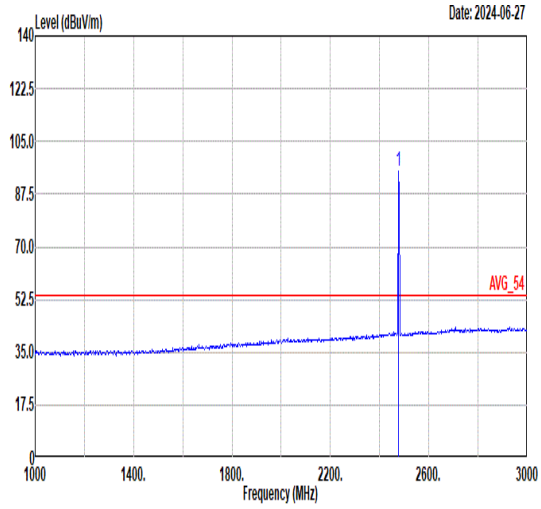 Freq Level Limit Line Margin (dB) Read Level Ant Factor Cable Loss Preamp Factor APos TPos Remark 1 2478.00 95.34 ------ ------ 87.11 32.45 7.87 32.09 187 295 AVERAGE

Mode	48	
	Band Edge - L	
	Bluetooth-LE_2M _CH38_TX + U-NII-2A_802.11ax HE80_CH58_TX + LTE_Band13 Link	
ANT	0+10+10	
Pol.	Horizontal	Fundamental
Peak	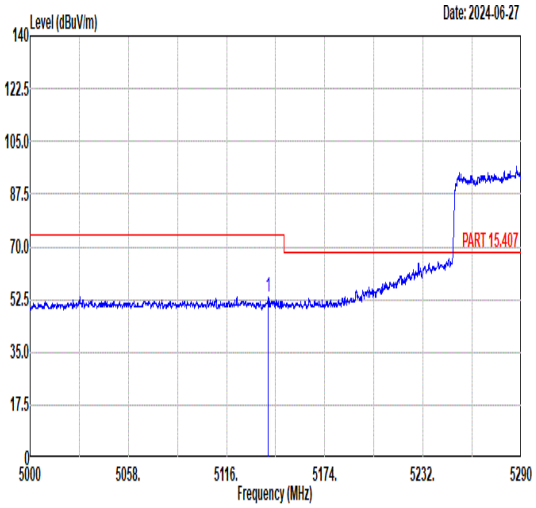 Freq Level Limit Line Margin (dB) Read Level Ant Factor Cable Loss Preamp Factor APos TPos Remark MHz dBuV/m dBuV/m dBuV dB/m dB dB cm deg 1 5140.51 53.23 74.00 -20.77 39.04 34.87 11.09 31.77 198 9 PEAK	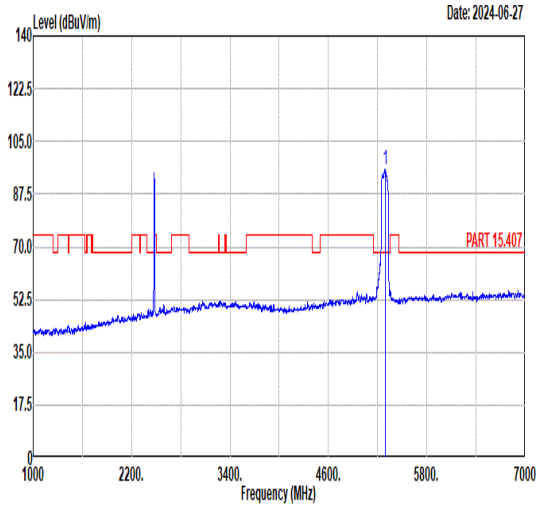 Freq Level Limit Line Margin (dB) Read Level Ant Factor Cable Loss Preamp Factor APos TPos Remark MHz dBuV/m dBuV/m dBuV dB/m dB dB cm deg 1 5290.00 95.53 ------ ------ 81.63 34.84 11.00 31.94 198 9 PEAK
Avg	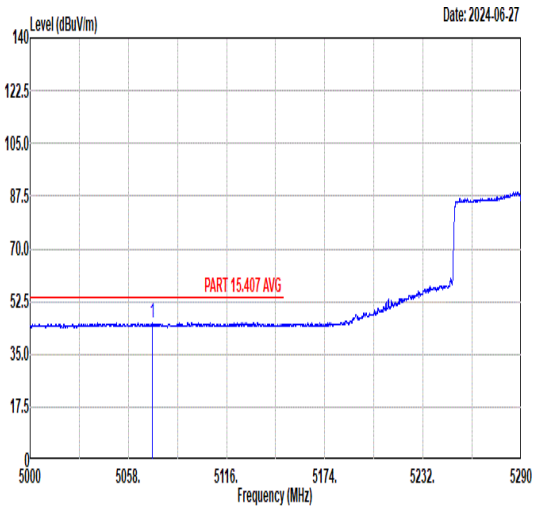 Freq Level Limit Line Margin (dB) Read Level Ant Factor Cable Loss Preamp Factor APos TPos Remark MHz dBuV/m dBuV/m dBuV dB/m dB dB cm deg 1 5072.09 45.53 54.00 -8.47 31.19 34.89 11.13 31.68 198 9 AVERAGE	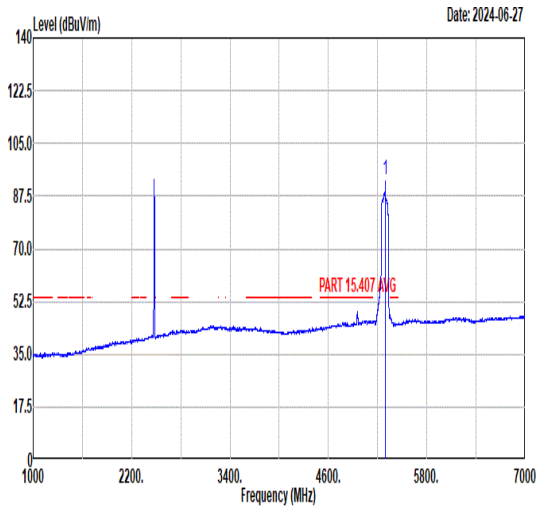 Freq Level Limit Line Margin (dB) Read Level Ant Factor Cable Loss Preamp Factor APos TPos Remark MHz dBuV/m dBuV/m dBuV dB/m dB dB cm deg 1 5290.00 92.91 ------ ------ 84.69 32.44 7.87 32.09 198 9 AVERAGE

Mode	48	
	Band Edge - R	
	Bluetooth-LE_2M _CH38_TX + U-NII-2A_802.11ax HE80_CH58_TX + LTE_Band13 Link	
ANT	0+10+10	
Pol.	Horizontal	Fundamental
Peak	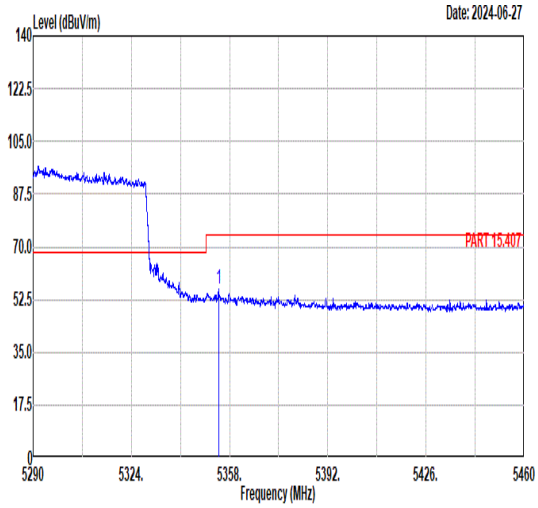 Freq Level Limit Line Margin (dB) Read Level Ant Factor Cable Loss Preamp Factor APos TPos Remark MHz dBuV/m dBuV/m dBuV dB/m dB dB cm deg 1 5354.18 55.87 74.00 -18.13 42.13 34.83 10.94 32.03 198 9 PEAK	Blank
Avg	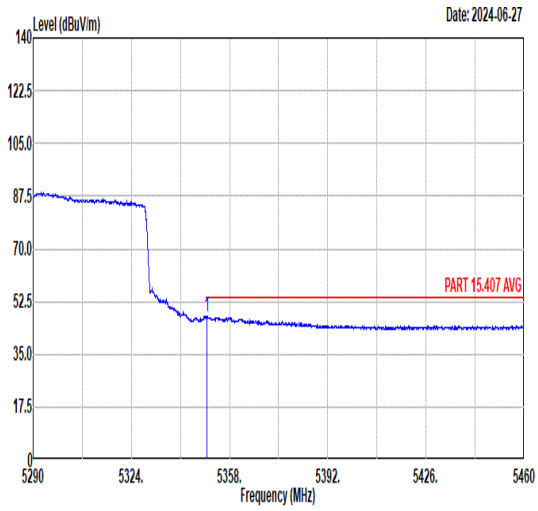 Freq Level Limit Line Margin (dB) Read Level Ant Factor Cable Loss Preamp Factor APos TPos Remark MHz dBuV/m dBuV/m dBuV dB/m dB dB cm deg 1 5350.10 47.40 54.00 -6.60 33.66 34.83 10.94 32.03 198 9 AVERAGE	Blank

Mode	48	
	Band Edge - L	
	Bluetooth-LE_2M _CH38_TX + U-NII-2A_802.11ax HE80_CH58_TX + LTE_Band13 Link	
ANT	0+10+10	
Pol.	Vertical	Fundamental
Peak	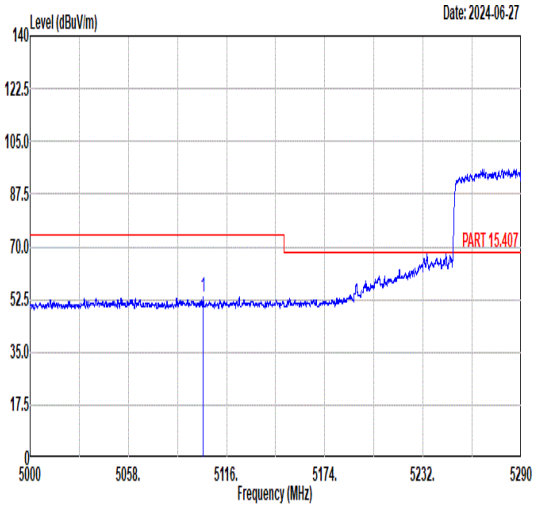 Freq Level Limit Line Margin (dB) Read Level Ant Factor Cable Loss Preamp Factor APos TPos Remark MHz dBuV/m dBuV/m dBuV dB/m dB dB cm deg 1 5102.23 53.52 74.00 -20.48 39.25 34.88 11.11 31.72 198 303 PEAK	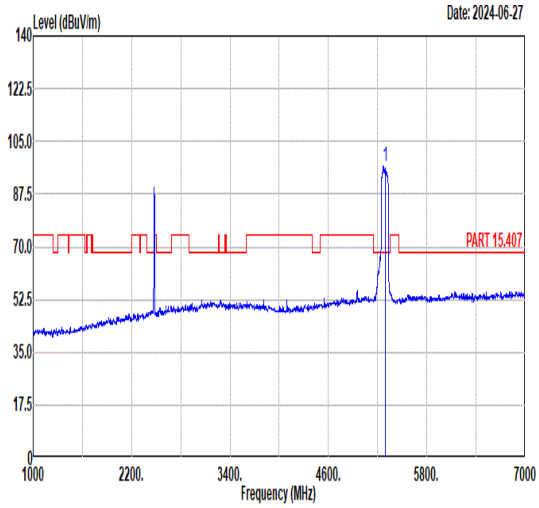 Freq Level Limit Line Margin (dB) Read Level Ant Factor Cable Loss Preamp Factor APos TPos Remark MHz dBuV/m dBuV/m dBuV dB/m dB dB cm deg 1 5290.00 96.90 ------ ------ 83.00 34.84 11.00 31.94 198 303 PEAK
Avg	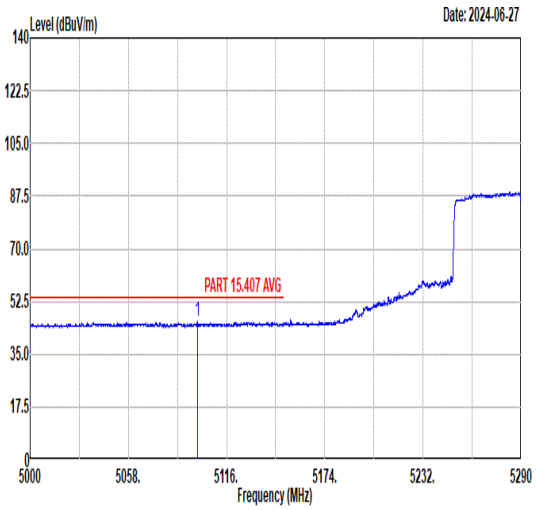 Freq Level Limit Line Margin (dB) Read Level Ant Factor Cable Loss Preamp Factor APos TPos Remark MHz dBuV/m dBuV/m dBuV dB/m dB dB cm deg 1 5098.77 45.77 54.00 -8.23 31.50 34.88 11.11 31.72 198 303 AVERAGE	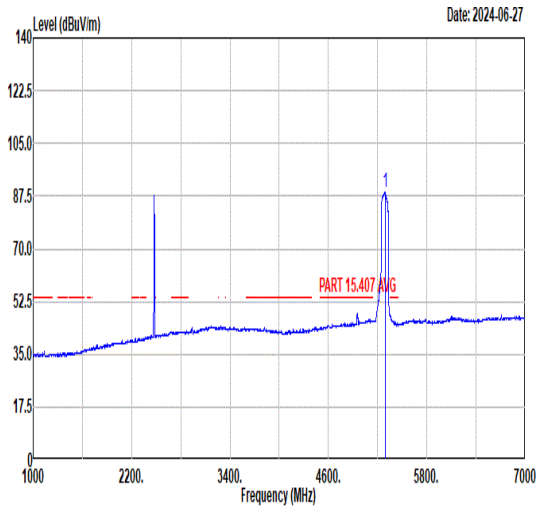 Freq Level Limit Line Margin (dB) Read Level Ant Factor Cable Loss Preamp Factor APos TPos Remark MHz dBuV/m dBuV/m dBuV dB/m dB dB cm deg 1 5290.00 88.64 ------ ------ 74.76 34.84 10.99 31.95 198 303 AVERAGE

Mode	48	
	Band Edge - R	
	Bluetooth-LE_2M _CH38_TX + U-NII-2A_802.11ax HE80_CH58_TX + LTE_Band13 Link	
ANT	0+10+10	
Pol.	Vertical	Fundamental
Peak	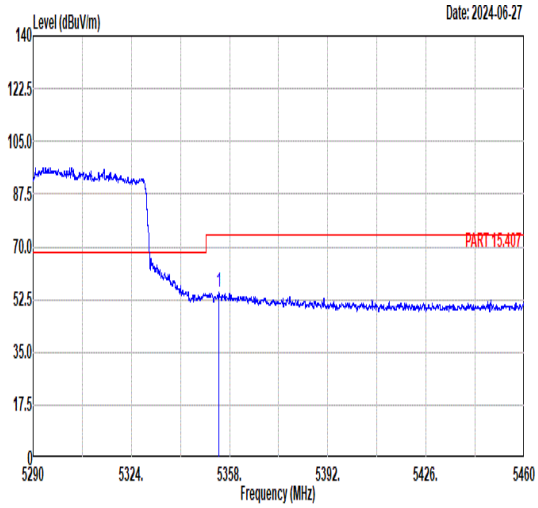 Freq Level Limit Line Margin (dB) Read Level Ant Factor Cable Loss Preamp Factor APos TPos Remark MHz dBuV/m dBuV/m dBuV dB/m dB dB cm deg 1 5354.35 55.11 74.00 -18.89 41.37 34.83 10.94 32.03 198 303 PEAK	Blank
Avg	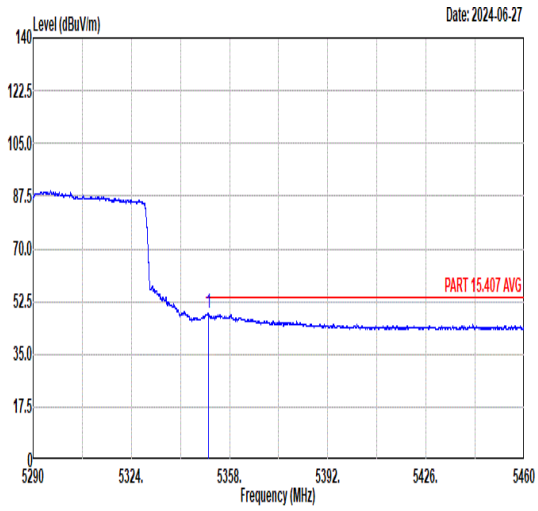 Freq Level Limit Line Margin (dB) Read Level Ant Factor Cable Loss Preamp Factor APos TPos Remark MHz dBuV/m dBuV/m dBuV dB/m dB dB cm deg 1 5350.79 48.48 54.00 -5.52 34.74 34.83 10.94 32.03 198 303 AVERAGE	Blank

Mode	48	
	Harmonic	
	Bluetooth-LE_2M _CH38_TX + U-NII-2A_802.11ax HE80_CH58_TX + LTE_Band13 Link	
ANT	0+10+10	
Pol.	Horizontal	Vertical
Peak Avg	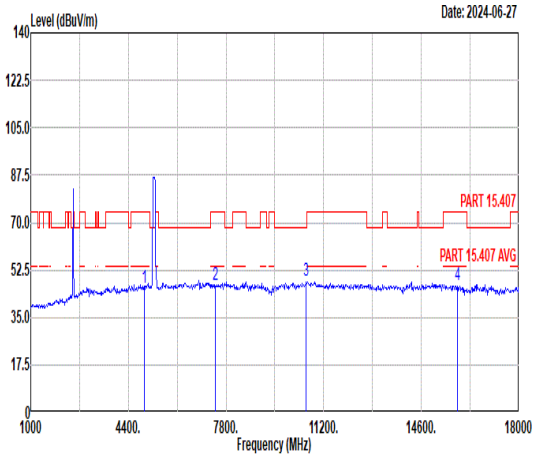 Freq Level Limit Line Margin Read Level Ant Factor Cable Loss Preamp Factor APos TPos Remark MHz dBuV/m dBuV/m dB dBuV dB/m dB dB cm deg 1 4956.00 46.00 74.00 -28.00 51.51 34.88 11.13 51.52 -- -- Peak 2 7434.00 47.05 74.00 -26.95 48.88 36.37 12.99 51.19 -- -- Peak 3 10580.00 48.45 68.30 -19.85 45.48 39.48 14.29 50.80 -- -- Peak 4 15870.00 47.13 74.00 -26.87 39.70 42.02 17.11 51.70 -- -- Peak	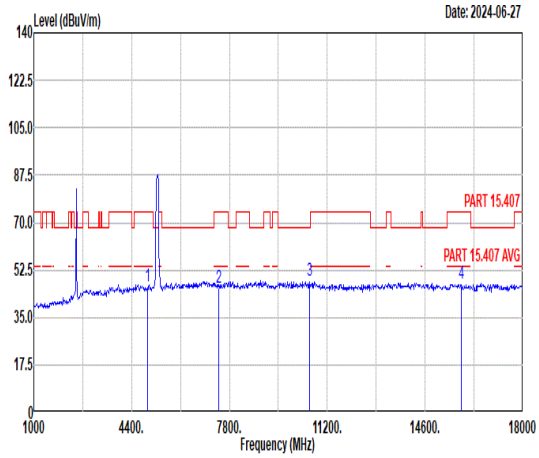 Freq Level Limit Line Margin Read Level Ant Factor Cable Loss Preamp Factor APos TPos Remark MHz dBuV/m dBuV/m dB dBuV dB/m dB dB cm deg 1 4956.00 46.23 74.00 -27.77 51.74 34.88 11.13 51.52 -- -- Peak 2 7434.00 46.05 74.00 -27.95 47.88 36.37 12.99 51.19 -- -- Peak 3 10580.00 48.62 68.30 -19.68 45.65 39.48 14.29 50.80 -- -- Peak 4 15870.00 47.34 74.00 -26.66 39.91 42.02 17.11 51.70 -- -- Peak

Note: the two highest signals over limit are BLE + 5G WLAN co-location fundamental signals.

Appendix D. Duty Cycle Plots

Band	Duty Cycle(%)	T(ms)	1/T(kHz)	VBW Setting
802.11a	96.53	1.390	0.719	1KHz
802.11ax HE20	96.19	1.010	0.990	1KHz
802.11ax HE40	93.10	0.540	1.852	3KHz
802.11ax HE80	87.88	0.290	3.448	10KHZ

802.11a

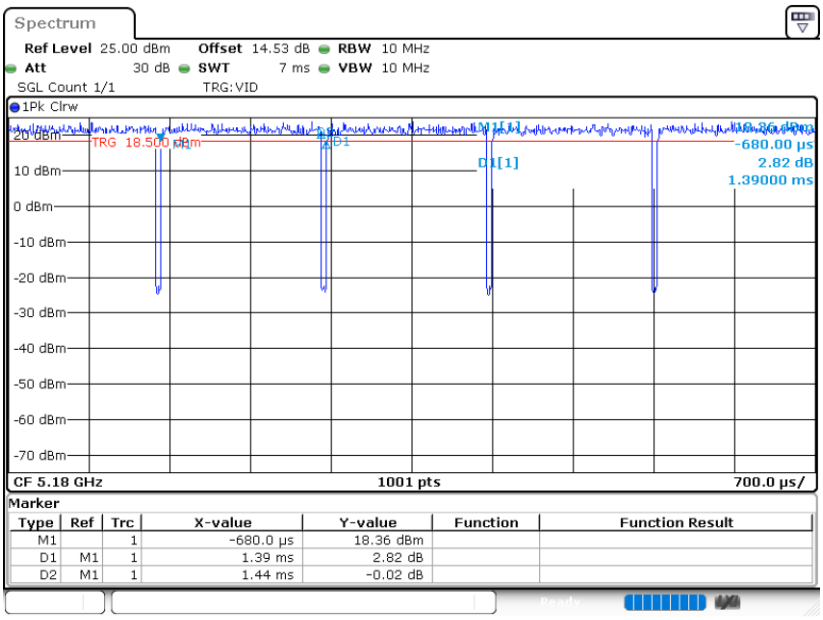

802.11ax HE20

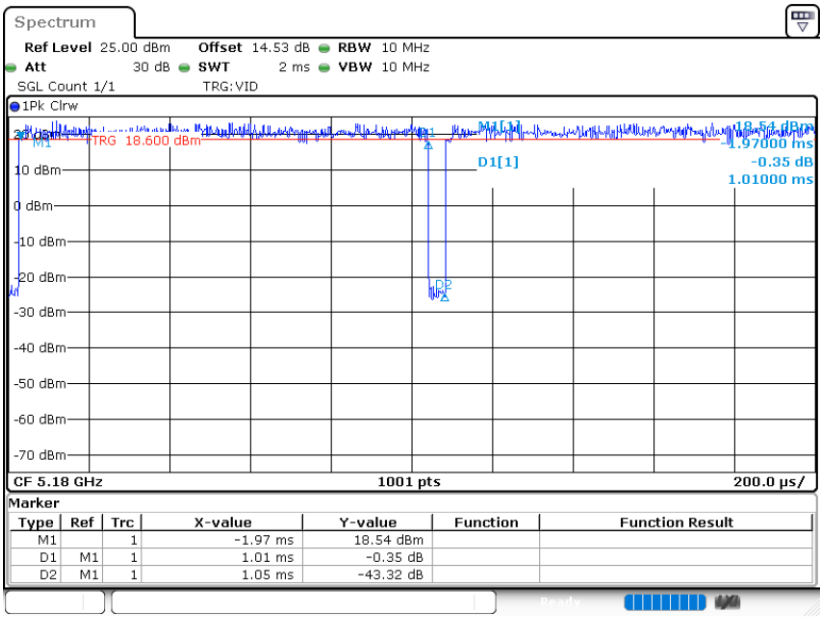

Date: 20.JUN.2024 15:22:19

802.11ax HE40

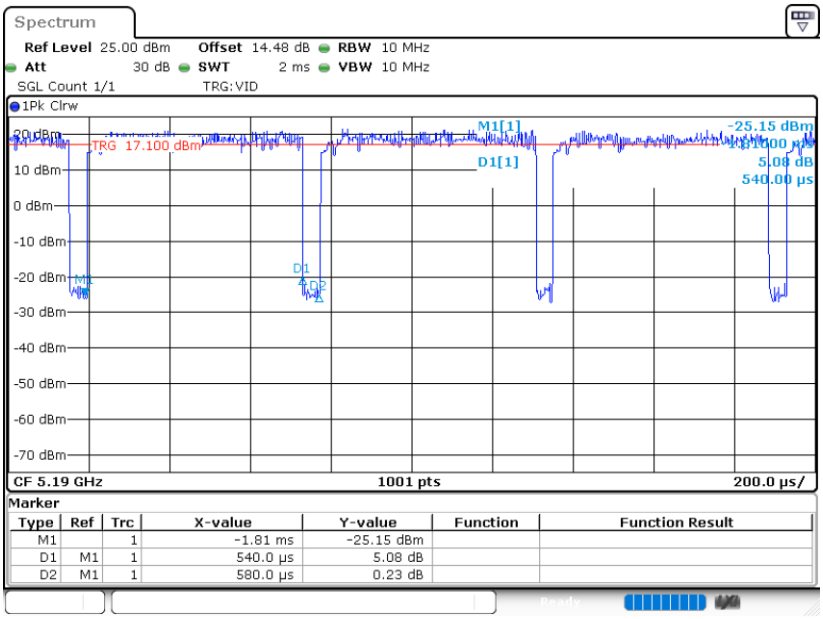

Date: 20.JUN.2024 15:32:28

802.11ax HE80

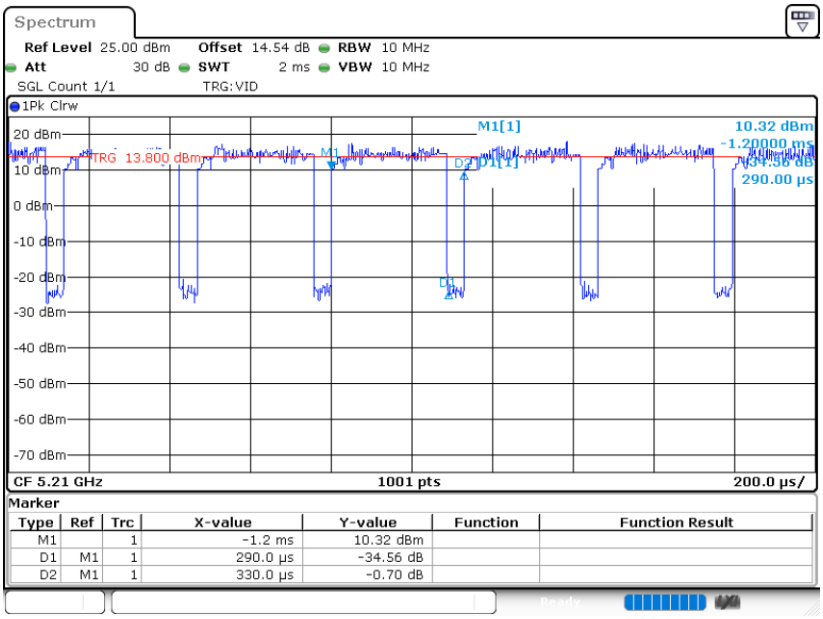

Date: 20.JUN.2024 15:39:18