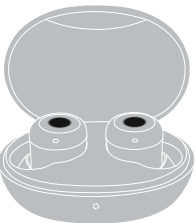


80g哑粉 单黑 双面印刷/风琴折/规格：92*80mm

realme Buds Q2

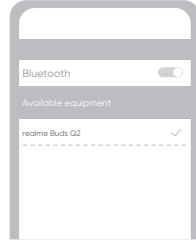
User Guide



1

Enter pairing mode


Open up the charging case and keep both earbuds in the case, and press button on both earbuds for more than 5s.



2

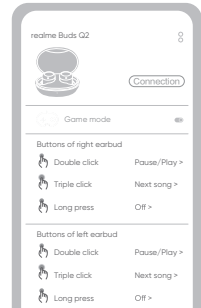
Connect earbuds

Turn on Bluetooth on smartphone, search and connect to "realme Buds Q2"



Touch operation

Single click: Answer calls
Double click: Play/Pause; Hang up
Triple click: Next song
Press and hold both earbuds for 2s: Enter/Exit game mode



Use with realme Link

Users can download realme Link to install additional features for realme Buds Q2
Search realme Link in APP Store, or scan the following QR code to download

6

Works with realme Link



Basic Parameters

Product name	realme Buds Q2
Product model	DA2002
Bluetooth version	Bluetooth 5.0
Bluetooth protocol	HFP /A2DP /AVRCP
Bluetooth code	SBC , AAC
Charging interface	Micro-USB
Endurance (music)	About 5h (earbuds) About 20h (use with charging case)
Charging time	About 2h
Bluetooth communication distance	≤10m
Working frequency	2.4GHz~2.4835 GHz
Max power rate	≤8dBm

Packing List

1、realme Buds Q2 *1
2、Ear tips *6 (two of them have been mounted)
3、User Guide *1


Realme Chongqing Mobile Telecommunications Corp., Ltd.
No.178 Yulong Avenue, Yufengshan, Yubei District, Chongqing, China



REV10

Battery warning

The built-in lithium battery of the product is forbidden to be disassembled, impacted, extruded or put into fire. The battery under the very low air pressure may result in explosion or flammable liquid or gas leakage. Avoid the battery in a high-temperature environment or being exposed to strong sunlight to avert explosion. Don't use the battery continuously in case of serious ballooning. The battery shall be handled pursuant to the local regulations and shall not be disposed as household garbage. Don't try to repair, remove or refit the battery. The explosion may happen if the battery is replaced by the one subject to incorrect model. Don't compress or puncture the battery with hard object. The battery leakage, overheating or outbreak of a fire may occur if the battery is destroyed.



This symbol means that according to local laws and regulations your product and/or its battery shall be disposed of separately from household waste. When this product reaches its end of life, user has the choice to give his product to a competent recycling organization. Proper recycling of your product will protect human health and the environment.

(EU Declaration of Conformity DOC)

Hereby, realme, declares that this device is in compliance with the essential requirements and other relevant provisions of Radio Equipment Directive 2014/53/EU. The declaration of conformity may be consulted at <http://www.realme.com/global/support/eu-declaration>.

RF exposure information: The ERP power of the device at maximal case is below the exempt condition, 20mW specified in EN 50663:2017. RF exposure assessment has been performed to prove that this unit will not generate the harmful EM emission above the reference level as specified in EC Council Recommendation (1999/519/EC).

Operation temperature: 0~45℃
Operation frequency (Max power) : Bluetooth: 2402-2480MHz
Max. RF power transmitted: 8.41dBm for left ear, 750dBm for right ear
Input: DC5.0V, 0.5A

FCC

FCC Compliance Statement
NOTE: This equipment has been tested and found to comply with the limits for a Class B digital device, pursuant to part 15 of the FCC Rules. These limits are designed to provide reasonable protection against harmful interference in a residential installation. This equipment generates uses and can radiate radio frequency energy and, if not installed and used in accordance with the instructions, may cause harmful interference to radio communications. However, there is no guarantee that interference will not occur in a particular installation. If this equipment does cause harmful interference to radio or television , which can be determined by turning the equipment off and on, the user is encouraged to try to correct the interference by one or more of the following measures.
- Reorient or relocate the receiving antenna.
- Increase the separation between the equipment and receiver.
- Connect the equipment into an outlet on circuit different from that to which the receiver is connected.
- Consult the dealer or an experienced radio/TV technician for help.
- This device and its antenna(s) must not be co-located or operating in conjunction with any other antenna or transmitter.
FCC Radiation Exposure Statement:
This equipment complies with FCC radiation exposure limits set forth for an uncontrolled environment. The SAR limit adopted by the USA is 1.6 W/kg averaged over one gram of tissue The highest SAR value reported to the FCC for this device type complies with this limit.
The highest SAR value reported to the FCC for this device type when using it at the head

FCC ID : 2AUYYRMA2010

FCC Compliance Statement

This device complies with part 15 of the FCC Rules. Operation is subject to the following two conditions:
(1) this device may not cause harmful interference, and (2) this device must accept any interference received, including interference that may cause undesired operation.
CAUTION: The grantee is not responsible for any changes or modifications not expressly approve by the party responsible for compliance. Such modifications could void the user's authority to operate the equipment.

FCC ID : 2AUYYRMA2010

Warranty

Thank you for purchasing realme products. If any manufacturing defect problems occur within 12 months from the date of purchase, user can enjoy our company's warranty service.

Matters Needing Attention:

1. When you buy the product, the sales unit will issue a valid proof of purchase.
2. The warranty card and the proof of purchase should be kept by the user properly, and it will not be replaced if lost.
3. If the product fails due to non-human factors, the user can present the warranty card and proof of purchase to the realme customer service center for free maintenance during the warranty period.

Non-warranty situation:

This warranty does not cover the following cases:
1. Out of warranty period.
2. Damage caused by use not in accordance with the instructions.
3. Damage caused by man-made causes.
4. Failure caused by unauthorized disassembly, maintenance, or modification of the product.
5. Damage caused by force majeure factors (such as floods, earthquakes, lightning, etc.).
6. There is no warranty card, invoice, or warranty card that does not match the invoice information.
7. The product wears naturally.
8. Other failures and damages that are not caused by the quality of the product itself.
Website: www.realme.com

Warranty Card (Stub Copy)

Dear user, thank you for using the product of our company. Please read and keep properly the warranty card after purchasing the product so that we can provide better services to you.

User Information

User's name _____
Phone Number _____
Address _____
Email _____

Product Information

Product Model _____
Product Serial Number _____

Sales Information

Purchase Date _____
Invoice Number _____
Sales Unit _____
Phone Number _____
Address _____

Warranty Card (Customer Copy)

Dear user, thank you for using the product of our company. Please read and keep properly the warranty card after purchasing the product so that we can provide better services to you.

User Information

User's name _____
Phone Number _____
Address _____
Email _____

Product Information

Product Model _____
Product Serial Number _____

Sales Information

Purchase Date _____
Invoice Number _____
Sales Unit _____
Phone Number _____
Address _____