
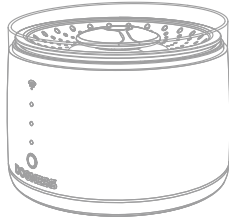


名称	D07 多尼斯智能饮水机说明书-英文版		
文件编号	J529MKTPKD07EN	文件版本	A3
展开尺寸	630*90mm		
材质工艺	128克哑粉纸	7折页	风琴折
设计	赖伟全	审核	
时间	2025.1.15	核准	



D07

Dogness Smart App Water Fountain User Manual



Prior to using this product, please read the product instruction carefully
Thank you for selecting DOGNESS smart pet products. It is recommended to read the instruction manual carefully prior to use. DOGNESS assumes no responsibilities should the device not used under the recommended guidelines.

About the Product Instruction
The instruction authorization, trademark, and font size belong to DOGNESS and other related parties. If the content of the instruction is inconsistent with the real product (including the App), the real product (the App) shall prevail. DOGNESS reserves the right to interpret and modify the instruction (including electronic version) within the scope permitted by law. If you disagree with any content or terms of the instruction, please file a written disagreement with DOGNESS within 7 days after purchasing the device, otherwise it will be deemed that you agree, understand and accept the contents within these instructions.

Product Specification

Name: Dogness Smart App Water Fountain
Model: D07
Size: L7.48" x W7.48" x H5.60"
Smartphone Compatibility: iPhone 7 or above, Android 5 or above

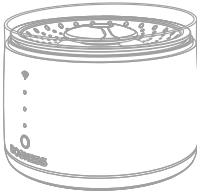
Weight: 2.43 lbs
Capacity: 1.8 Liters
Material: ABS
Power: 5V=1A

Features


- **APP ENABLED:** Monitor the water level and filter status, control the water flow remotely through the free Dogness App. Receive App alerts for low water level, filter change, and more.
- **UV STERILIZATION:** Disinfects with an Ultraviolet light for exceptionally clean and environmentally safe water.
- **FILTRATION SYSTEM:** Three-stage filtration system with carbon activated filter cleans and removes debris and odors for better tasting and healthier water.
- **ADJUSTABLE WATER FLOW:** Remotely adjust the fountain's height and flow to your pet's preference.
- **ILLUMINATION:** Customizable light effect and timer via the App.
- **ULTRA-QUIET:** Muffled to minimize water droplet noise, pump is whisper quiet.
- **SAFETY:** Dry-run protection, pump automatically shuts off if empty. Non-inductive electrical design, prevents against electrical shock.
- **CAPACITY:** Fountain holds up to 1.8 liters of water.

Package Included

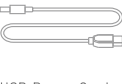
Please confirm all the product accessories are included before using




Fountain x 1




Replaceable Filter x 1




USB Power Cord x 1



Adapter x 1



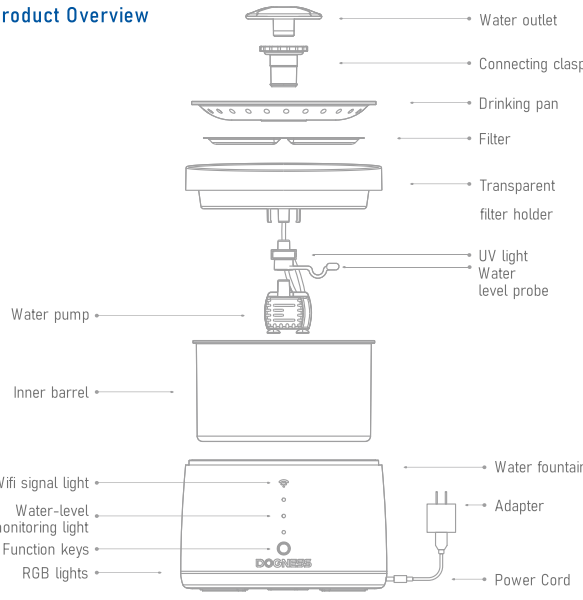
User Manual x 1



Warranty Card x 1

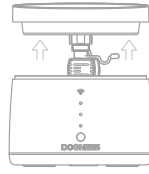
NOTE: In an effort to provide the best user experience for you and your pet, our products are continually updated and improved. Therefore this user manual may have slight differences from the actual product.

Product Overview

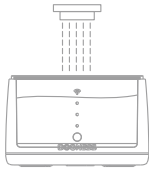


Labels: Water outlet, Connecting clasp, Drinking pan, Filter, Transparent filter holder, UV light, Water level probe, Water pump, Inner barrel, Wifi signal light, Water-level monitoring light, Function keys, RGB lights, Water fountain, Adapter, Power Cord

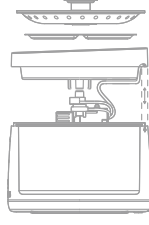
Product Usage




1. Remove the drinking pan upwards



2. Add drinking water to the inner barrel, pay attention not to exceed the highest water level



3. Place the filter in the transparent filter holder, and then align the drinking pan with the contact point of the main unit and close the lower cover




4. Connect to the power supply, then the water fountain will operate automatically

Installing & binding with Dogness App


① Scan the QR code by phone and install the Dogness App.

② Open the App, click the home page "+" sign to add the device, select the corresponding device in the list, and complete the device networking and binding according to the App operation guidelines, and then start using it.

Tips: Please turn on Wi-Fi and Bluetooth of your phone before connecting.




Scan the QR code to download the "Dogness" App



Support Android/iOS download

Scan the QR code to download the "Dogness" App

Entrusting Party: Dogness Group LLC
Address of Entrusting Party: 4116 W Spring Creek Pkwy, Plano, TX 75024
Manufacturer: Jiasheng Enterprise Co., Ltd.
Address of Manufacturer: No.18 Dongkebei Road, Tongsha Industrial Zone, Dongcheng District, Dongguan, Guangdong, China 523127
Website: www.dogness.com



Descriptions for indicator lights

Operating function and corresponding Wi-Fi indicator status of device




Function	User operation	Description	Wi-Fi signal light			
			Waiting	Connecting	Connection Success	Connection Fail
Networking	The phone turns on Wi-Fi and Bluetooth after the device is powered-on	The device enters the standby networking status	Green light flashing slowly	Green light flashing quickly	Green light always on	Jump back to the green light and flash slowly
Reset	Press and hold the function key for 4 seconds	Clear the connection information stored by the device and unbind it	Resume the green light flashing slowly status and wait for networking			
Change water flow mode	Click the function key during operating or switch on the App	Change to High, Mid, Low water flow mode				

Description for RGB lights

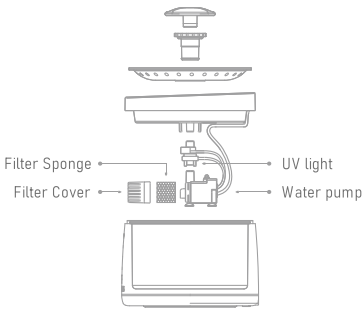
	Normal working	No water	Device failure
RGB light	Green light	Yellow light flashing quickly	Red light flashing quickly

Note: During normal working, you can switch the light colors and lighting mode (monochrome constant, monochrome breathing, racing) through the App.

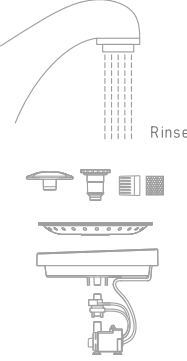
Description for water level monitoring light

	Sufficient water	Insufficient water alert	Water shortage stops operating
Water level monitoring light			

Maintenance And Cleaning



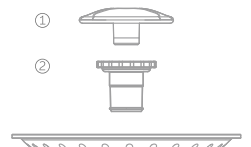
1. Unplug the power supply, open the drinking pan and disassemble the pump



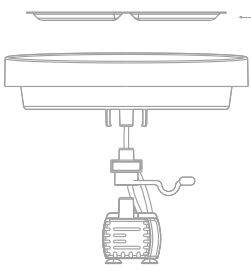
2. Rinse the pump with water, and clean the inner barrel and drinking pan

Note: The power port and power supply should be cleaned with a dry cloth, never allow it to come in contact with water, which could result in a short circuit.

Change filter



1. As shown in the figure, removes the outlet nozzle, the connection clasp, the drinking pan, and the old filter upwards and replace with a new filter.



2. Then put the drinking pan, the connection clasp, and the outlet nozzle back in sequence.

Tips: If you need to purchase the original filter, you can log on to the official website of Dogness www.dogness.com for purchasing instructions.

Important Notes

1. The amount of water in the fountain should not be lower than the sensor under the pump, the fountain will automatically abort to work if water level is too low, please pay attention to add water timely, adding water should not exceed the highest water level as marked of "Max".
2. When the atmosphere light is green, it indicates that the water fountain is working normally; when the atmosphere light is yellow flashing quickly, it means that the water fountain has stopped working due to insufficient water to trigger the anti-dry burning function.
3. Do not force the pump to operate without water.
4. When unplugging the power adaptor, DO NOT pull the power cord directly.
5. Prevent pets from touching or damaging the power adaptor.
6. This product is intended for indoor use only and needs to be unplugged during cleaning and keep the power adaptor dry.
7. This product requires an original power adaptor and water pump.

FAQ

1. Why the pump noise is louder than before?
Answer: 1) Probably insufficient water, please check and add enough water.
2) Maybe hair and other debris stuck the water pump blade. Open the water pump to clean (Remember to unplug the power supply).
- 3) Maybe the pump doesn't work. Recommend to replace a new original pump from Dogness website.
2. Is it normal for the water fountain causing the power adaptor hot and burn your hands when continue to work ?
Answer: Moderate hot is normal.
3. Does the pump safe, reliable and high power consumption for long working time?
Answer: The pump is using by a safe voltage of 5V power which harmless for humans and pets.
4. What is the material and lifetime for the water fountain, filter and pump?
Answer: Water fountain, filter box, water pumps are made of ABS materials, which in line with the safety standards of China, the United States, Germany, Japan and other countries. (It is recommended to replace the filter in 1-2 months)
5. Why the water effluent height is unstable?
Answer: Maybe insufficient water, please check and add enough water.

FCC STATEMENT :

This device complies with Part 15 of the FCC Rules. Operation is subject to the following two conditions:

- (1) This device may not cause harmful interference, and
- (2) This device must accept any interference received, including interference that may cause undesired operation.

Warning: Changes or modifications not expressly approved by the party responsible for compliance could void the user's authority to operate the equipment.

NOTE: This equipment has been tested and found to comply with the limits for a Class B digital device, pursuant to Part 15 of the FCC Rules. These limits are designed to provide reasonable protection against harmful interference in a residential installation. This equipment generates uses and can radiate radio frequency energy and, if not installed and used in accordance with the instructions, may cause harmful interference to radio communications. However, there is no guarantee that interference will not occur in a particular installation. If this equipment does cause harmful interference to radio or television reception, which can be determined by turning the equipment off and on, the user is encouraged to try to correct the interference by one or more of the following measures:

- Reorient or relocate the receiving antenna.

- Increase the separation between the equipment and receiver.

- Connect the equipment into an outlet on a circuit different from that to which the receiver is connected.

- Consult the dealer or an experienced radio/TV technician for help.

FCC Radiation Exposure Statement:

This equipment complies with FCC radiation exposure limits set forth for an uncontrolled environment. This equipment should be installed and operated with minimum distance 20cm between the radiator & your body.