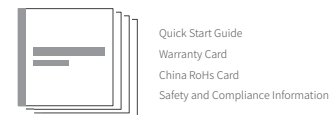
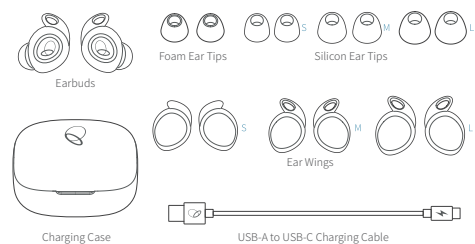
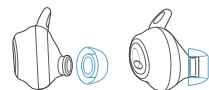


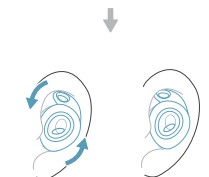
What's in the box?



1 Fit

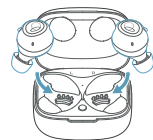


Choose the Ear Tips and Ear Wings that fits your ears best. Insert the Earbuds, turn and find the most comfortable position.

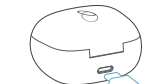


multilingual translation

2 Charge



Place the Earbuds in the charging case and close the case. charge at least 10 mins before use.



multilingual translation

3 Activate

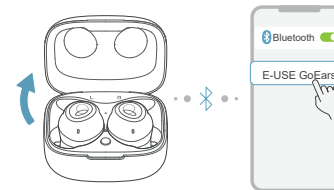


Open or close the charging case to power on/off.



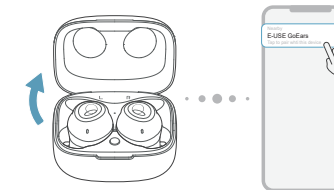
multilingual translation

4 Pair for first-time use



Open the charging case and keep it open. find the "E-USE GoEars" in bluetooth list on your device and click to connect.

multilingual translation



You could easily confirm to pair when a notification pops up if your device supports google fast pairing.

multilingual translation

be in your moment

MODEL: GE20A
FCC ID: 2AUXPGE20A
IC: 25588-GE20A
R210-143330


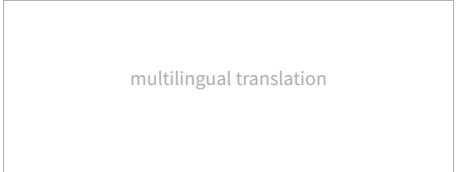


Declaration of Conformity can be found at www.e-use.com/doc
© 2020 E-use (Hong Kong) Co., Limited. All rights reserved. The Bluetooth® word mark and logos are registered trademarks owned by the Bluetooth SIG, Inc. and any use of such marks by E-use (Hong Kong) Co., Limited is under license.
Made in China

5 Tap to control



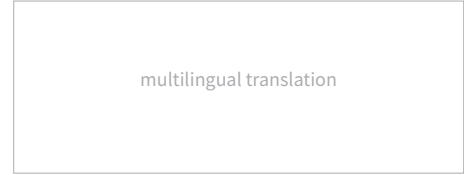
Activate voice assistant (please switch to Alexa in E-USE App and set up in Alexa before use).



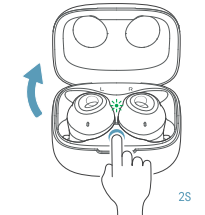
6 Customize in E-USE App



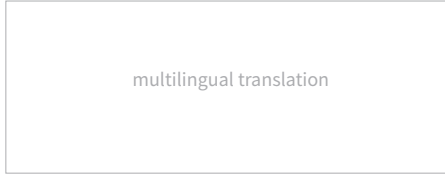
Download the E-USE App for Earbuds firmware update, EQ setting, personalized sound and more.



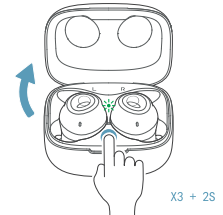
7 Pair with another device



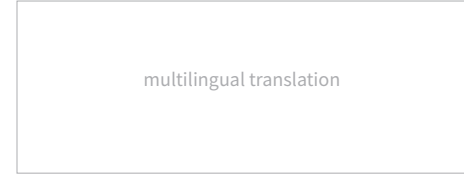
Place the Earbuds into the charging case and keep it open. press and hold the button in the case for 2 seconds until the LED indicator in the charging case flash green.



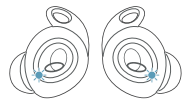
8 How to reset?



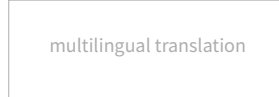
Triple press and hold over 2 seconds.



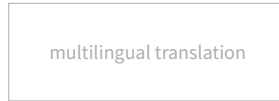
9 LED Indicators



- 100% Battery/PowerOn
- <100% Battery/PowerOn
- Bluetooth Paring
- Factory Reset



- >60% Battery
- 30%-60% Battery
- <30% Battery
- Battery Charged Fully
- Battery Charging



Speaker Size: 10mm Frequency Response: 20 Hz ~ 20 kHz Sensitivity: 97 dB SPL/V @ 1 kHz
 Max Input Power: 10 mW Power Supply: 5V ~ 1A Bluetooth Transmitted Power: <10dBm
 Bluetooth Transmitted Modulation: GFSK, π/4 DQPSK, 8DPSK
 Bluetooth Frequency: 2.4 GHz ~ 2.483.5 GHz
 Bluetooth Profiles: A2DP V1.3.1, HFP V1.7.1, AVRCP V1.3.1
 Bluetooth Version: V5.0 Audio Codec Format: SBC, AAC, aptX
 Earbud Battery: Li-ion battery (3.7V, 90mAh)
 Charging Case Battery: Li-ion battery (3.7V, 320mAh)

