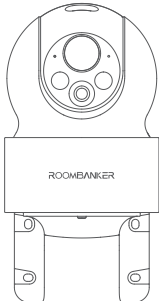


ROOMBANKER

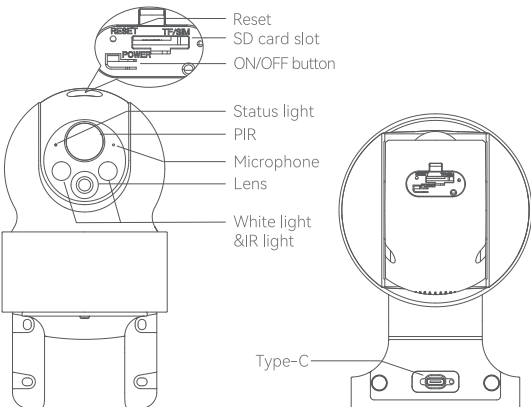
Outdoor IPC

RBVD-OC1-M5



Quick Start Guide

Appearance

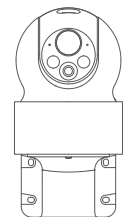


• 01 •

Name	Description
Power port	DC 5V/1A
ON/OFF button	Press the button for 3 seconds to turn on/off the camera
Status light	<ul style="list-style-type: none">● Solid red light on: network is malfunctional● Blinking red light: wait for network connection (slow) connecting the network (fast)● Solid blue light on: camera is working correctly
SD card slot	Support local SD Card storage (Max.128G)
Reset	Press and hold on for 5 seconds to reset the camera
Battery	9600mAh rechargeable Li batteries

• 02 •

Packaging List



Camera ×1



QSG ×1



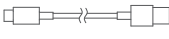
Mounting screw ×3



Plastic expansion tube ×3



Pin ×1



Type-C ×1

• 03 •

Guidance on setting the network

"RB Link" App Installation:



App Download



• 04 •

Set up router

Please note that the device supports the 2.4GHz WiFi (doesn't support the 5GHz).

Please set the parameters of the router before connecting the WiFi network, and record the SSID and password of your WiFi.



Please keep network available

2.4GHz



5GHz

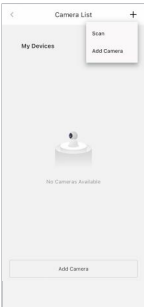


• 05 •

Add Outdoor Camera

Add Outdoor Camera:

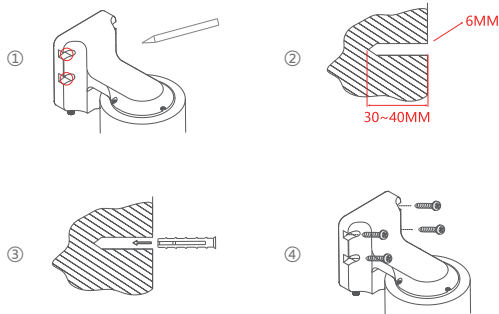
- 1 Plug in the cable to power up the Camera. Wait a moment until the red indicator starts flashing.
- 2 Click "+" --> Scan "+" to add Camera by scanning the QR code.
- 3 Connect to the internet via Wi-Fi, the blue indicator turns on when the connection is successful.



• 06 •

Installation Instruction

- 1) Mark screws position with bracket;
- 2) Drill screw holes with a power drill;
- 3) Install expansion screws (with a hammer);
- 4) Use screws to fix the bracket on the wall.



• 07 •

Device specifications

Feature	
Pixel	5 Million Pixels
Effective Pixels	2592(H) × 1944(V)
Lens&FOV (Horizontal / Vertical / Diagonal)	100° / 55° / 120°
Pan / Tilt	Pan: 0~350°, Tilt: -90°~30°
IR Distance	Night visibility up to 30m
Voice Type	Two-way audio
Monitoring Area Surveillance	Support
Mobile Phone OS	iOS 9 or later, Android 5 or later
General	
Storage	TF card (Up to 256GB)
Wireless	2.4GHz Wi-Fi (IEEE802.11b/g/n/ax)
Power Supply	DC 5V/1A (Type-C)
Waterproof	IP 65
Operation temperature	-10°C ~ 50°C
Capacity	9600mAh rechargeable Li batteries
Optional Accessory	Solar Panel
PIR Detection Range/Angle	10m / 120°
Dimensions	158 × 103 × 200mm
Net Weight	730g

• 08 •

FCC Statement

This device complies with part 15 of the FCC Rules. Operation is subject to the following two conditions:

- (1) This device may not cause harmful interference.
- (2) This device must accept any interference received, including interference that may cause undesired operation.

This equipment has been tested and found to comply with the limits for a Class B digital device, pursuant to part 15 of the FCC Rules. These limits are designed to provide reasonable protection against harmful interference in a residential installation.

This equipment generates uses and can radiate radio frequency energy, if not installed and used in accordance with the instructions, may cause harmful interference to radio communications. However, there is no guarantee that interference will not occur in a particular installation. If this equipment does cause harmful interference to radio or television reception, which can be determined by turning the equipment off and on, the user is encouraged to try to correct the interference by one or more of the following measures:

- Reorient or relocate the receiving antenna.
- Increase the separation between the equipment and receiver.
- Connect the equipment into an outlet on a circuit different from that to which the receiver is connected.
- Consult the dealer or an experienced radio/TV technician for help.

Caution: Any changes or modifications to this device not explicitly approved by manufacturer could void your authority to operate this equipment.

This equipment complies with FCC radiation exposure limits set forth for an uncontrolled environment. This equipment should be installed and operated with minimum distance 20cm between the radiator and your body.

• 09 •



English: Scan for Setup and Installation Guide.
Français: Scannez le guide de configuration et d'installation.
Español: Escanear la guía de configuración e instalación.
Italiano: Scansione della guida di installazione e configurazione.
Português (Brasil): Digitalize o guia de configuração e instalação.
Deutsch: Scannen Sie für das Einrichtungs- und Installationshandbuch.
Türkçe: Kurulum ve Yükleme Kılavuzu için tarayın.

Product name: Outdoor IPC
Manufacturer: HangZhou Roombanker Technology Co., Ltd
Address: 11F Building D, Huanglong International Center, HangZhou, Zhejiang, China
Origin: No. 640, Fengqing Street, Moganshan Economic Development Zone, Deqing County, Zhejiang Province

<https://www.roombanker.com/>