

Plot No.01 T-Coil Signal Test Report

Measurement performed on May 22, 2025

Device Under Test

Dimensions [mm]	Speaker Position [mm]
157.0 x 74.0 x 10.0	155.0

Hardware Setup

Probe Name	Probe Calibration Date	DAE Name	DAE Calibration Date
AM1DV3 - 3104	March 14, 2025	DAE4 Sn316	February 11, 2025

Communication Systems

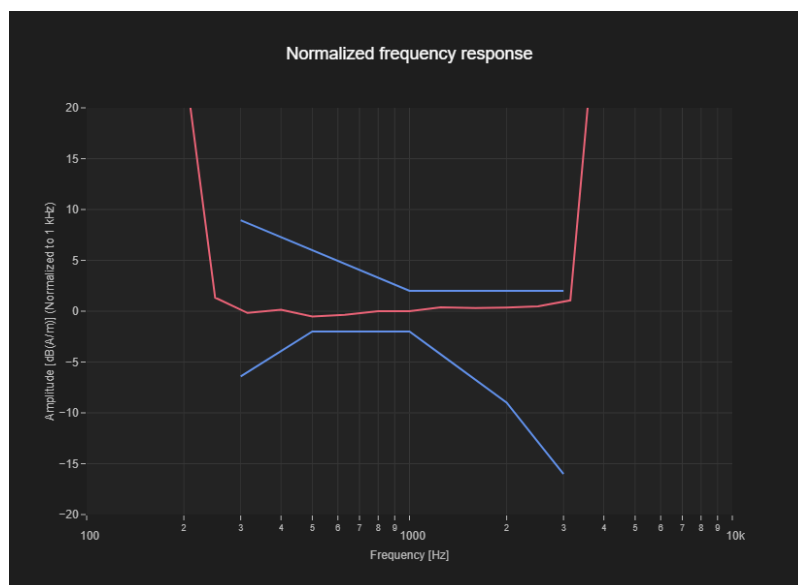
Band Name	Communication Systems Name	Channel	Frequency [MHz]
GSM 850	EDGE-FDD (TDMA, 8PSK, TN 0-1)	189	836.4

Grid Settings

Extent X [mm]	Extent Y [mm]	Step X [mm]	Step Y [mm]	Distance [mm]
52.0	52.0	4.0	4.0	10.0

Results

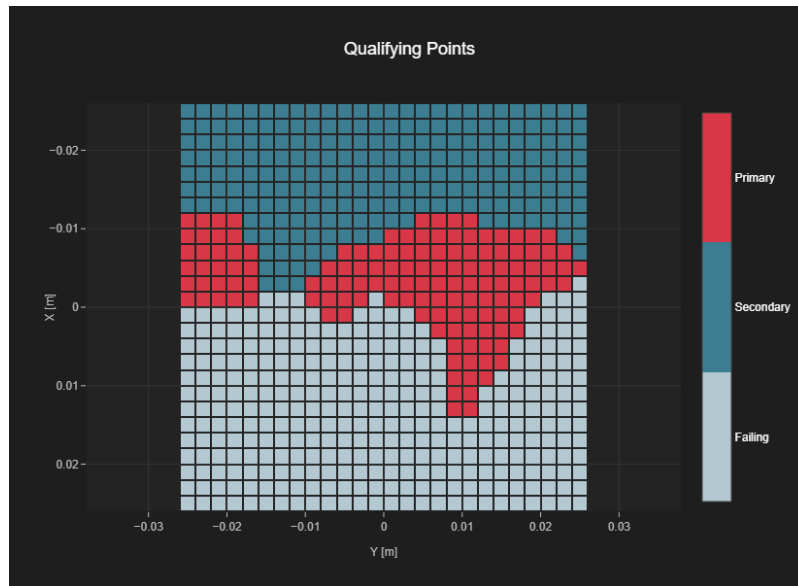
Audio File	Measurement Duration [s]	Margin Upper Bound [dB]	Margin Lower Bound [dB]
48k_voice_300-3000_2s.wav	2.0	1.07	1.47



Plot No.01 T-Coil Coupling Mode Test Report

Results

Primary Group Contiguous Point Count	Secondary Group Point Count	Secondary Group Max Longitudinal	Secondary Group Max Transverse
136	360	20	26



Plot No.02 T-Coil Signal Test Report

Measurement performed on May 22, 2025

Device Under Test

Dimensions [mm]	Speaker Position [mm]
157.0 x 74.0 x 10.0	155.0

Hardware Setup

Probe Name	Probe Calibration Date	DAE Name	DAE Calibration Date
AM1DV3 - 3104	March 14, 2025	DAE4 Sn316	February 11, 2025

Communication Systems

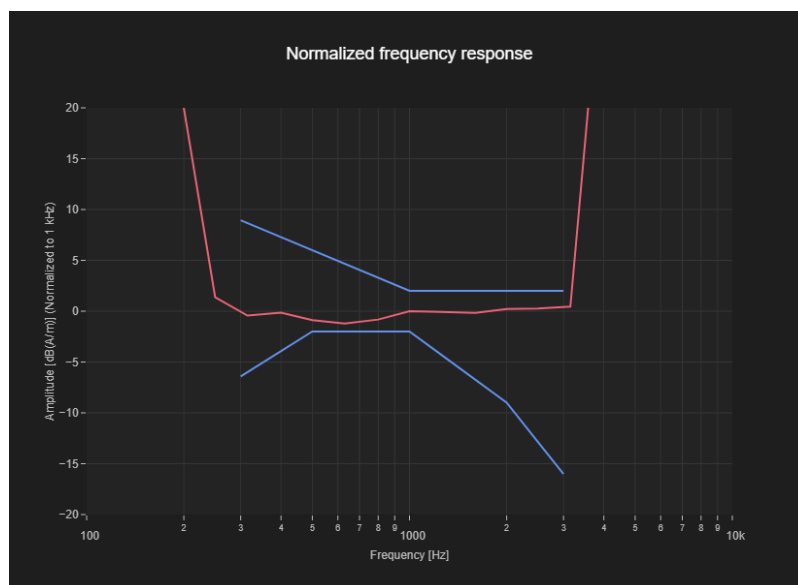
Band Name	Communication Systems Name	Channel	Frequency [MHz]
PCS 1900	EDGE-FDD (TDMA, 8PSK, TN 0-1)	661	1880.0

Grid Settings

Extent X [mm]	Extent Y [mm]	Step X [mm]	Step Y [mm]	Distance [mm]
52.0	52.0	4.0	4.0	10.0

Results

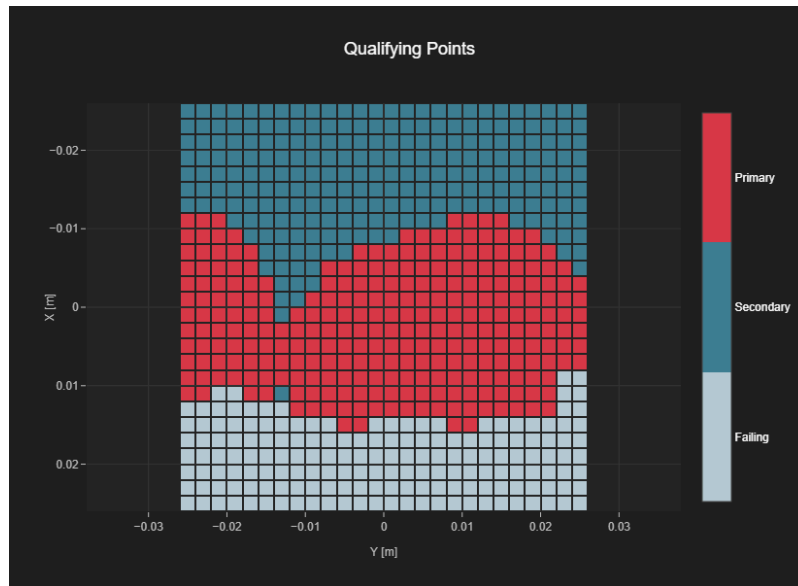
Audio File	Measurement Duration [s]	Margin Upper Bound [dB]	Margin Lower Bound [dB]
48k_voice_300-3000_2s.wav	2.0	1.59	0.78



Plot No.02 T-Coil Coupling Mode Test Report

Results

Primary Group Contiguous Point Count	Secondary Group Point Count	Secondary Group Max Longitudinal	Secondary Group Max Transverse
275	509	21	26



Plot No.03 T-Coil Signal Test Report

Measurement performed on May 22, 2025

Device Under Test

Dimensions [mm]	Speaker Position [mm]
157.0 x 74.0 x 10.0	155.0

Hardware Setup

Probe Name	Probe Calibration Date	DAE Name	DAE Calibration Date
AM1DV3 - 3104	March 14, 2025	DAE4 Sn316	February 11, 2025

Communication Systems

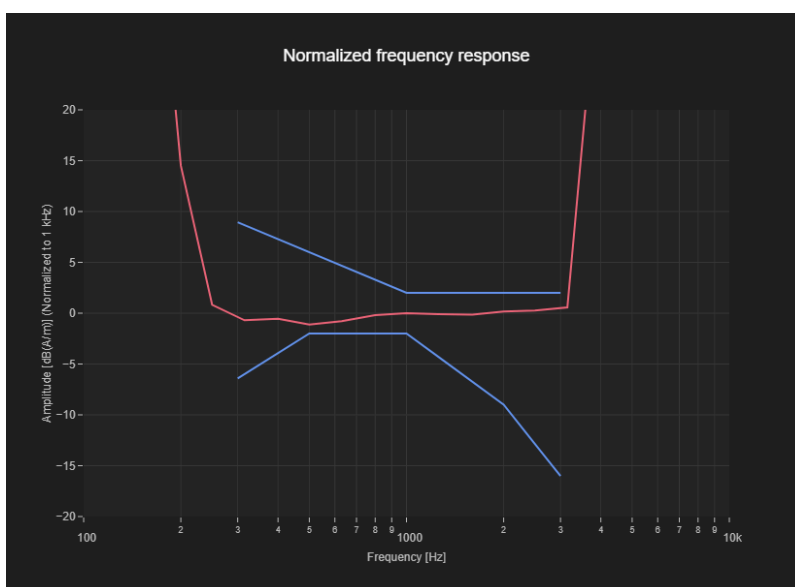
Band Name	Communication Systems Name	Channel	Frequency [MHz]
Band 2	UMTS-FDD (HSPA+)	9400	1880.0

Grid Settings

Extent X [mm]	Extent Y [mm]	Step X [mm]	Step Y [mm]	Distance [mm]
52.0	52.0	4.0	4.0	10.0

Results

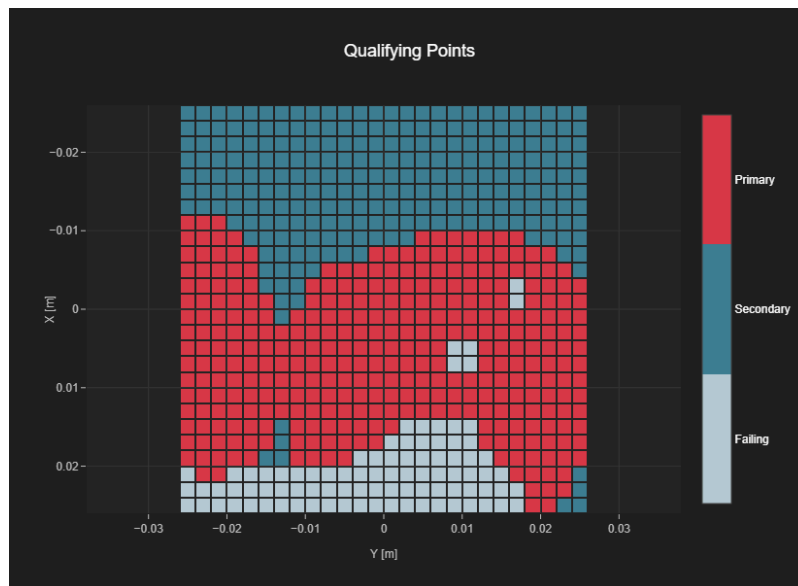
Audio File	Measurement Duration [s]	Margin Upper Bound [dB]	Margin Lower Bound [dB]
48k_voice_300-3000_2s.wav	2.0	1.51	0.88



Plot No.03 T-Coil Coupling Mode Test Report

Results

Primary Group Contiguous Point Count	Secondary Group Point Count	Secondary Group Max Longitudinal	Secondary Group Max Transverse
339	587	26	26



Plot No.04 T-Coil Signal Test Report

Measurement performed on May 22, 2025

Device Under Test

Dimensions [mm]	Speaker Position [mm]
157.0 x 74.0 x 10.0	155.0

Hardware Setup

Probe Name	Probe Calibration Date	DAE Name	DAE Calibration Date
AM1DV3 - 3104	March 14, 2025	DAE4 Sn316	February 11, 2025

Communication Systems

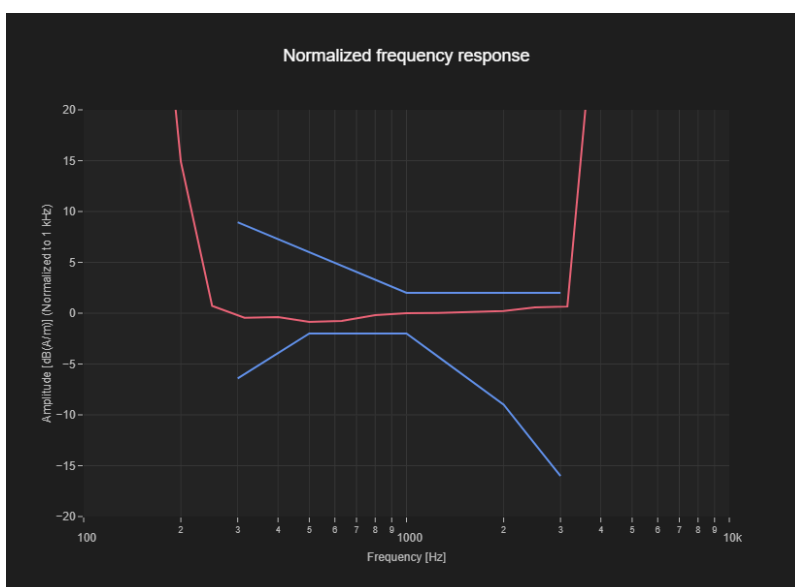
Band Name	Communication Systems Name	Channel	Frequency [MHz]
Band 5	UMTS-FDD (HSPA+)	4182	836.4

Grid Settings

Extent X [mm]	Extent Y [mm]	Step X [mm]	Step Y [mm]	Distance [mm]
52.0	52.0	4.0	4.0	10.0

Results

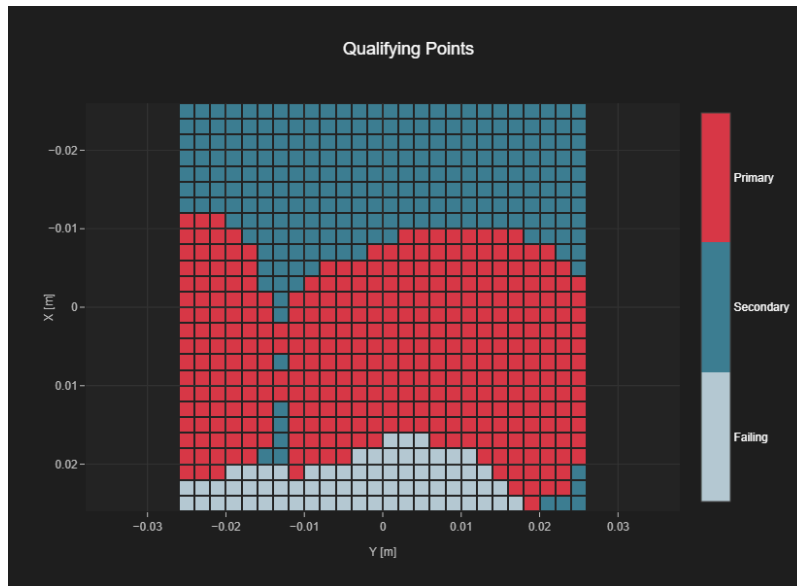
Audio File	Measurement Duration [s]	Margin Upper Bound [dB]	Margin Lower Bound [dB]
48k_voice_300-3000_2s.wav	2.0	1.37	1.15



Plot No.04 T-Coil Coupling Mode Test Report

Results

Primary Group Contiguous Point Count	Secondary Group Point Count	Secondary Group Max Longitudinal	Secondary Group Max Transverse
357	606	26	26



Plot No.05 T-Coil Signal Test Report

Measurement performed on May 22, 2025

Device Under Test

Dimensions [mm]	Speaker Position [mm]
157.0 x 74.0 x 10.0	155.0

Hardware Setup

Probe Name	Probe Calibration Date	DAE Name	DAE Calibration Date
AM1DV3 - 3104	March 14, 2025	DAE4 Sn316	February 11, 2025

Communication Systems

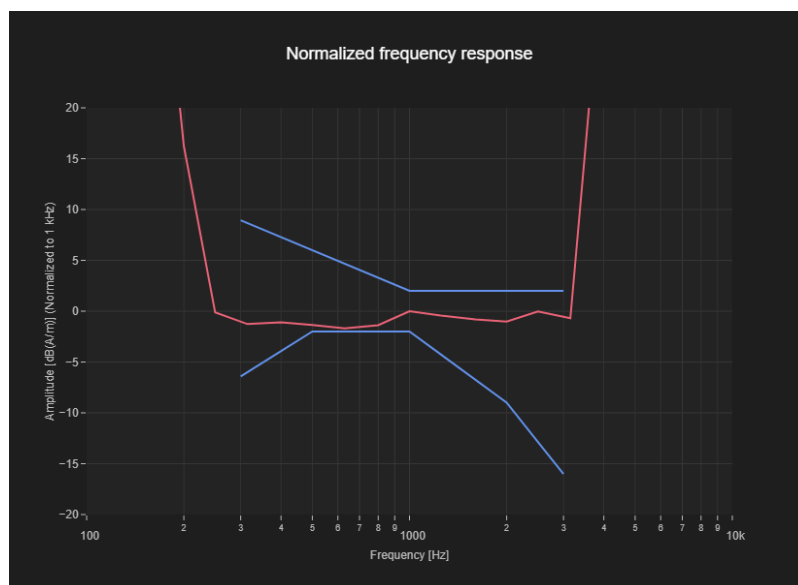
Band Name	Communication Systems Name	Channel	Frequency [MHz]
Band 7	LTE-FDD (SC-FDMA, 1 RB, 20 MHz, QPSK)	21100	2535.0

Grid Settings

Extent X [mm]	Extent Y [mm]	Step X [mm]	Step Y [mm]	Distance [mm]
52.0	52.0	4.0	4.0	10.0

Results

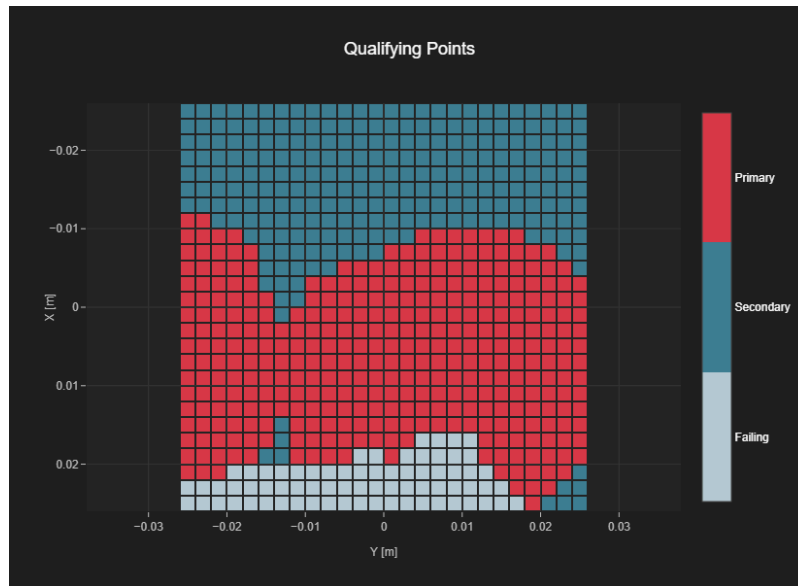
Audio File	Measurement Duration [s]	Margin Upper Bound [dB]	Margin Lower Bound [dB]
48k_voice_300-3000_2s.wav	2.0	2.0	0.3



Plot No.05 T-Coil Coupling Mode Test Report

Results

Primary Group Contiguous Point Count	Secondary Group Point Count	Secondary Group Max Longitudinal	Secondary Group Max Transverse
352	605	26	26



Plot No.06 T-Coil Signal Test Report

Measurement performed on May 22, 2025

Device Under Test

Dimensions [mm]	Speaker Position [mm]
157.0 x 74.0 x 10.0	155.0

Hardware Setup

Probe Name	Probe Calibration Date	DAE Name	DAE Calibration Date
AM1DV3 - 3104	March 14, 2025	DAE4 Sn316	February 11, 2025

Communication Systems

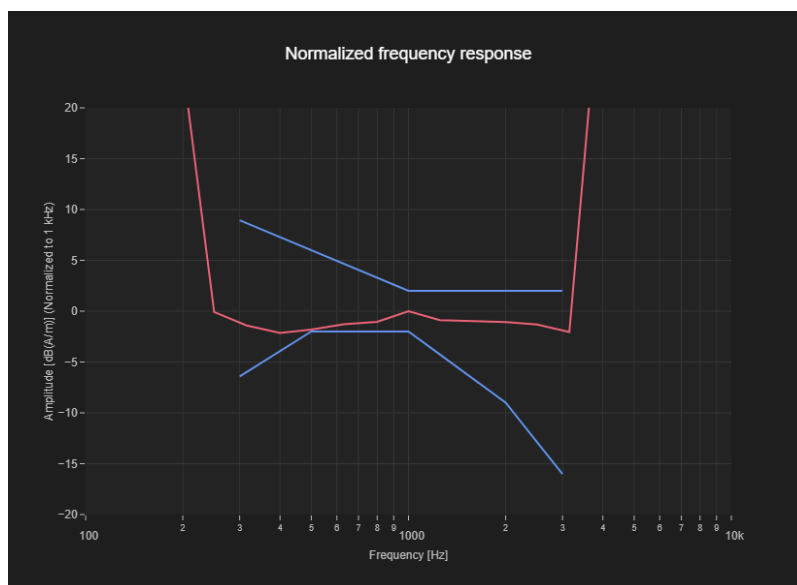
Band Name	Communication Systems Name	Channel	Frequency [MHz]
Band 42	LTE-TDD (SC-FDMA, 1 RB, 20 MHz, QPSK)	42590	3500.0

Grid Settings

Extent X [mm]	Extent Y [mm]	Step X [mm]	Step Y [mm]	Distance [mm]
52.0	52.0	4.0	4.0	10.0

Results

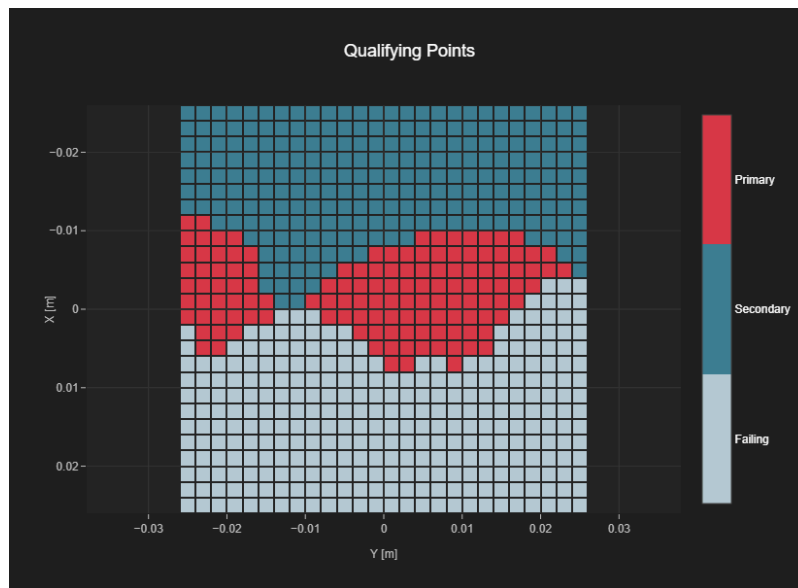
Audio File	Measurement Duration [s]	Margin Upper Bound [dB]	Margin Lower Bound [dB]
48k_voice_300-3000_2s.wav	2.0	2.0	0.19



Plot No.06 T-Coil Coupling Mode Test Report

Results

Primary Group Contiguous Point Count	Secondary Group Point Count	Secondary Group Max Longitudinal	Secondary Group Max Transverse
132	374	17	26



Plot No.07 T-Coil Signal Test Report

Measurement performed on May 22, 2025

Device Under Test

Dimensions [mm]	Speaker Position [mm]
157.0 x 74.0 x 10.0	155.0

Hardware Setup

Probe Name	Probe Calibration Date	DAE Name	DAE Calibration Date
AM1DV3 - 3104	March 14, 2025	DAE4 Sn316	February 11, 2025

Communication Systems

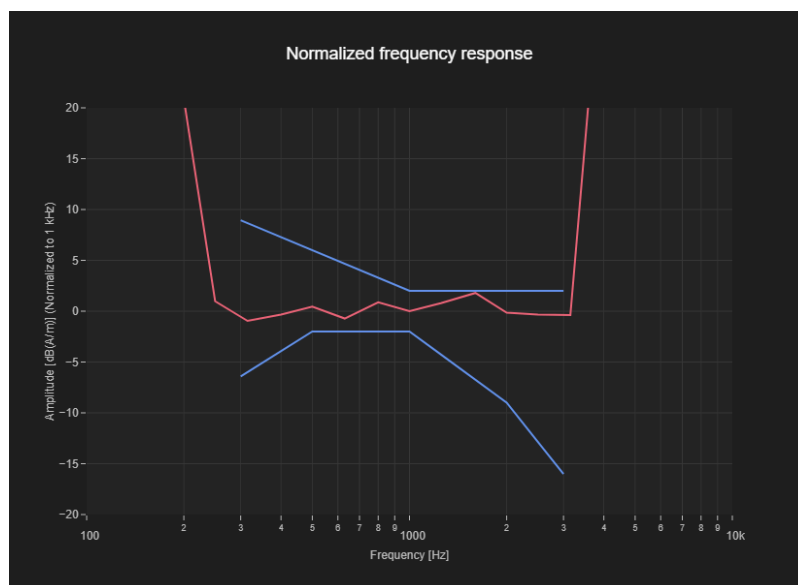
Band Name	Communication Systems Name	Channel	Frequency [MHz]
Band n2	5G NR (DFT-s-OFDM, 1 RB, 20 MHz, QPSK, 15 kHz)	376000	1880.0

Grid Settings

Extent X [mm]	Extent Y [mm]	Step X [mm]	Step Y [mm]	Distance [mm]
52.0	52.0	4.0	4.0	10.0

Results

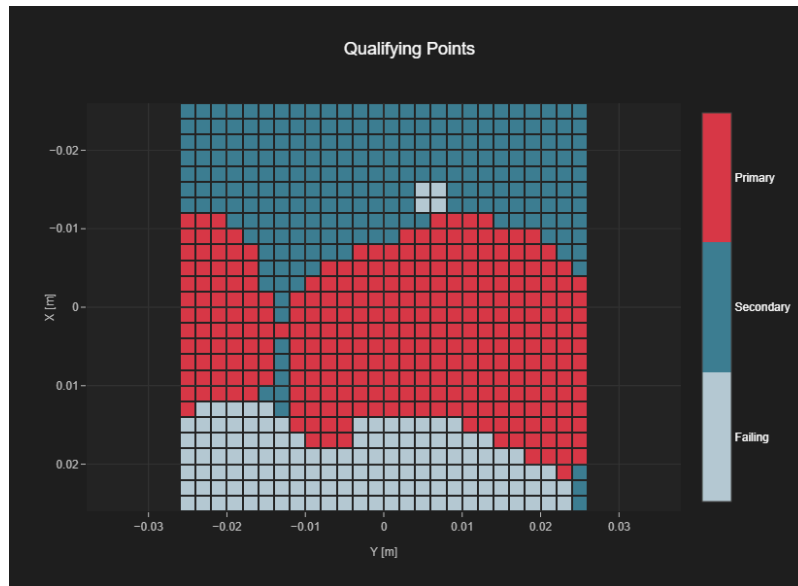
Audio File	Measurement Duration [s]	Margin Upper Bound [dB]	Margin Lower Bound [dB]
48k_voice_300-3000_2s.wav	2.0	0.21	1.28



Plot No.07 T-Coil Coupling Mode Test Report

Results

Primary Group Contiguous Point Count	Secondary Group Point Count	Secondary Group Max Longitudinal	Secondary Group Max Transverse
303	540	26	26



Plot No.08 T-Coil Signal Test Report

Measurement performed on May 21, 2025

Device Under Test

Dimensions [mm]	Speaker Position [mm]
157.0 x 74.0 x 10.0	155.0

Hardware Setup

Probe Name	Probe Calibration Date	DAE Name	DAE Calibration Date
AM1DV3 - 3104	March 14, 2025	DAE4 Sn316	February 11, 2025

Communication Systems

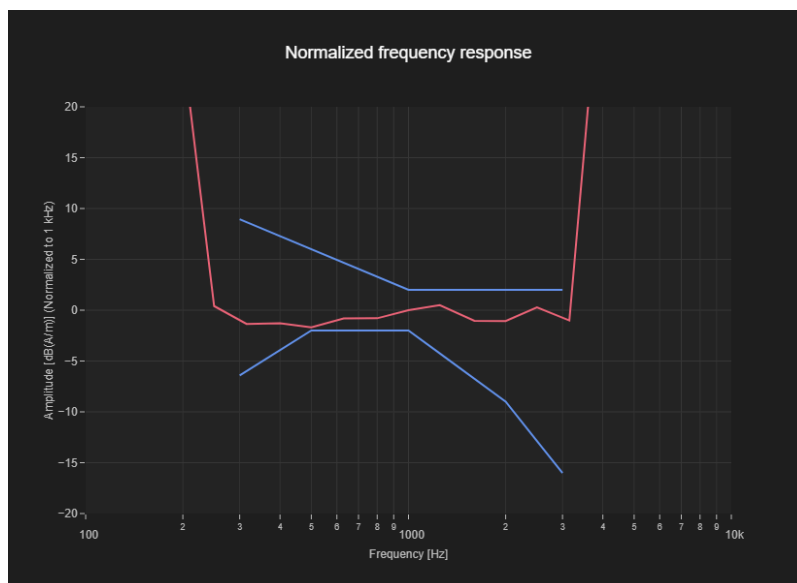
Band Name	Communication Systems Name	Channel	Frequency [MHz]
Band n41	5G NR (DFT-s-OFDM, 1 RB, 100 MHz, QPSK, 30 kHz)	518598	2592.99

Grid Settings

Extent X [mm]	Extent Y [mm]	Step X [mm]	Step Y [mm]	Distance [mm]
52.0	52.0	4.0	4.0	10.0

Results

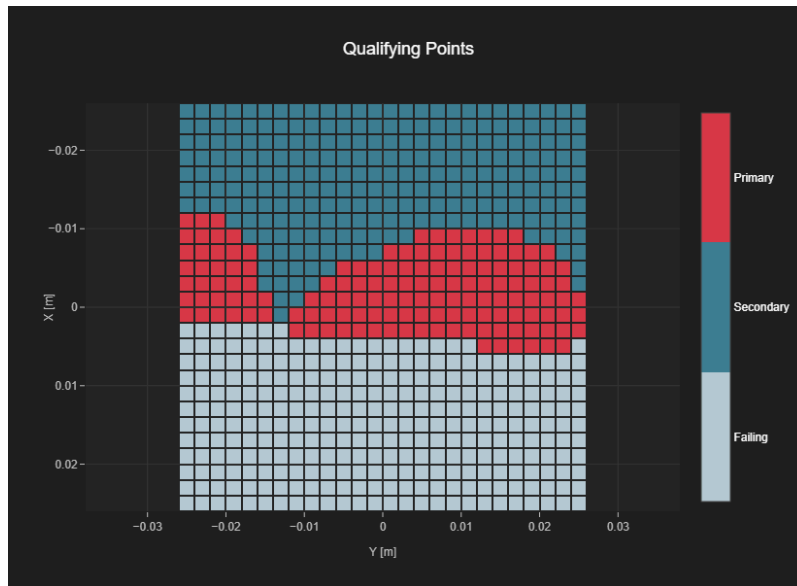
Audio File	Measurement Duration [s]	Margin Upper Bound [dB]	Margin Lower Bound [dB]
48k_voice_300-3000_2s.wav	2.0	1.51	0.31



Plot No.08 T-Coil Coupling Mode Test Report

Results

Primary Group Contiguous Point Count	Secondary Group Point Count	Secondary Group Max Longitudinal	Secondary Group Max Transverse
145	389	16	26



Plot No.09 T-Coil Signal Test Report

Measurement performed on June 02, 2025

Device Under Test

Dimensions [mm]	Speaker Position [mm]
157.0 x 74.0 x 10.0	155.0

Hardware Setup

Probe Name	Probe Calibration Date	DAE Name	DAE Calibration Date
AM1DV3 - 3104	March 14, 2025	DAE4 Sn316	February 11, 2025

Communication Systems

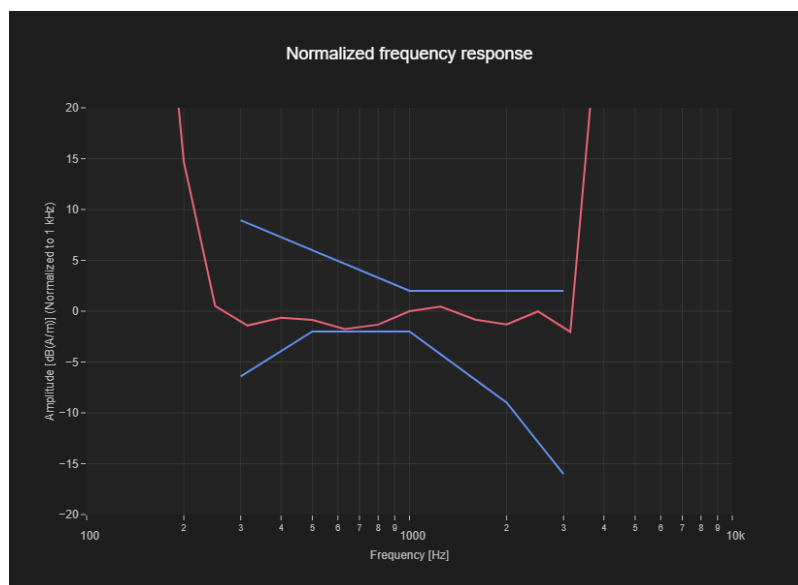
Band Name	Communication Systems Name	Channel	Frequency [MHz]
WLAN 2.4GHz	IEEE 802.11b WiFi 2.4 GHz (DSSS, 1 Mbps)	1	2412.0

Grid Settings

Extent X [mm]	Extent Y [mm]	Step X [mm]	Step Y [mm]	Distance [mm]
52.0	52.0	4.0	4.0	10.0

Results

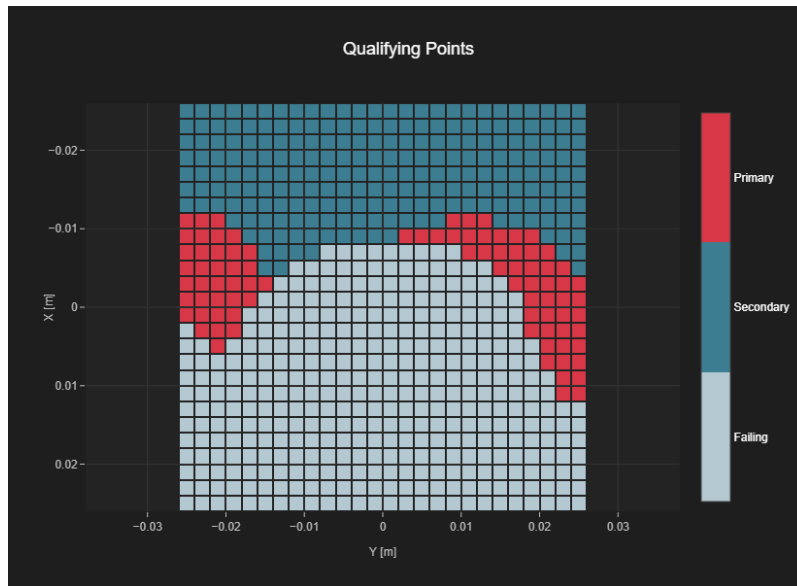
Audio File	Measurement Duration [s]	Margin Upper Bound [dB]	Margin Lower Bound [dB]
48k_voice_300-3000_2s.wav	2.0	1.55	0.24



Plot No.09 T-Coil Coupling Mode Test Report

Results

Primary Group Contiguous Point Count	Secondary Group Point Count	Secondary Group Max Longitudinal	Secondary Group Max Transverse
86	310	19	26



Plot No.10 T-Coil Signal Test Report

Measurement performed on June 02, 2025

Device Under Test

Dimensions [mm]	Speaker Position [mm]
157.0 x 74.0 x 10.0	155.0

Hardware Setup

Probe Name	Probe Calibration Date	DAE Name	DAE Calibration Date
AM1DV3 - 3104	March 14, 2025	DAE4 Sn316	February 11, 2025

Communication Systems

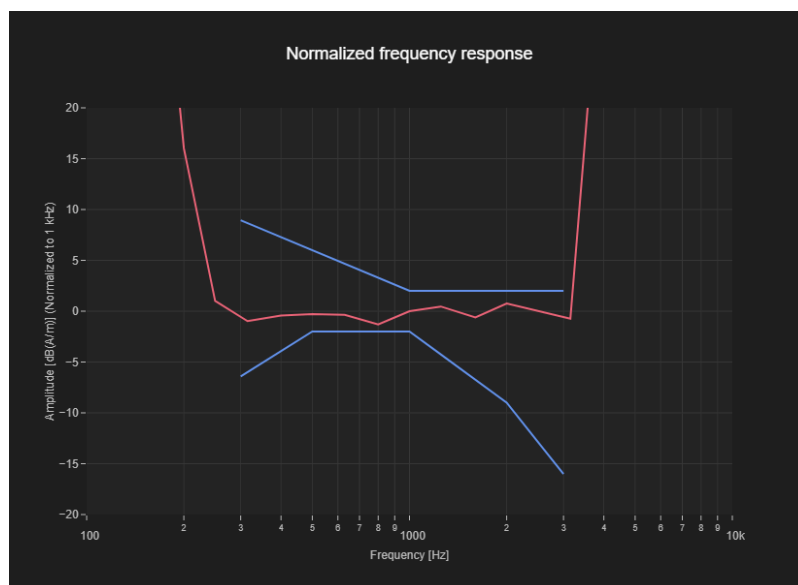
Band Name	Communication Systems Name	Channel	Frequency [MHz]
WLAN 5GHz	IEEE 802.11ac WiFi (80MHz, MCS0, 99pc duty cycle)	42	5210.0

Grid Settings

Extent X [mm]	Extent Y [mm]	Step X [mm]	Step Y [mm]	Distance [mm]
52.0	52.0	4.0	4.0	10.0

Results

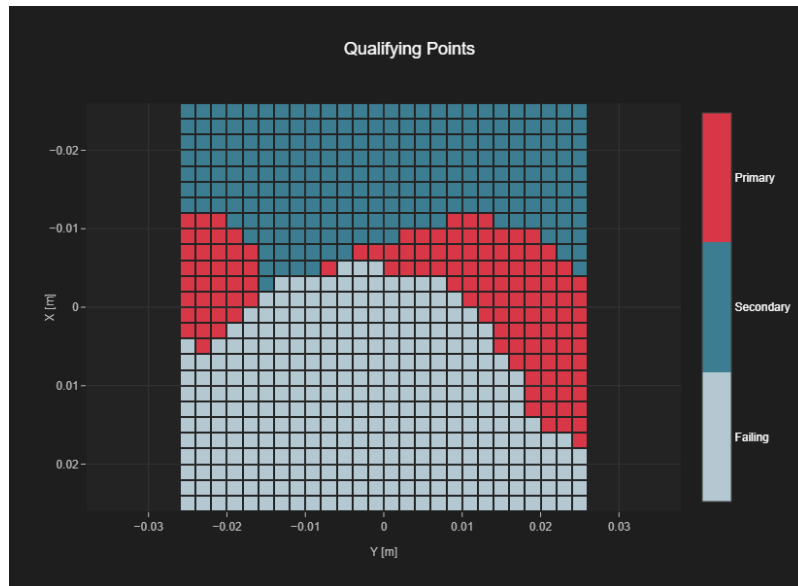
Audio File	Measurement Duration [s]	Margin Upper Bound [dB]	Margin Lower Bound [dB]
48k_voice_300-3000_2s.wav	2.0	1.24	0.69



Plot No.10 T-Coil Coupling Mode Test Report

Results

Primary Group Contiguous Point Count	Secondary Group Point Count	Secondary Group Max Longitudinal	Secondary Group Max Transverse
130	359	22	26



Plot No.11 T-Coil Signal Test Report

Measurement performed on May 27, 2025

Device Under Test

Dimensions [mm]	Speaker Position [mm]
157.0 x 74.0 x 10.0	155.0

Hardware Setup

Probe Name	Probe Calibration Date	DAE Name	DAE Calibration Date
AM1DV3 - 3104	March 14, 2025	DAE4 Sn316	February 11, 2025

Communication Systems

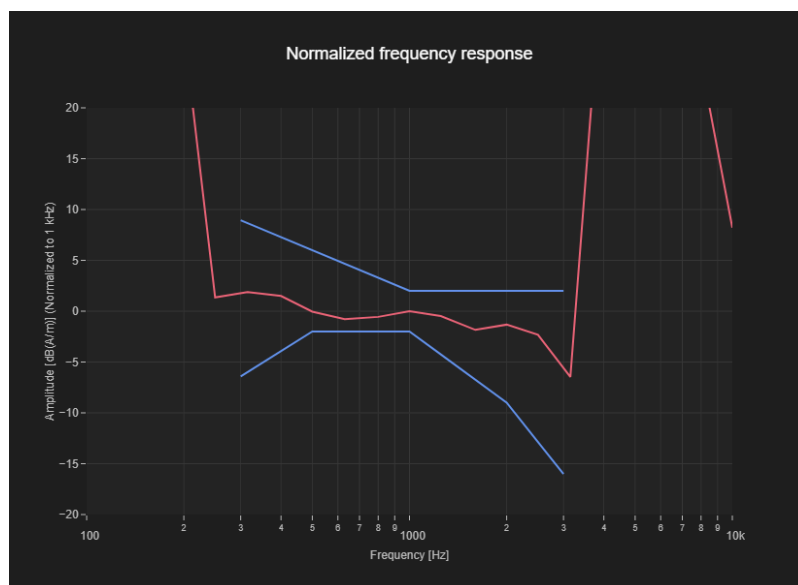
Band Name	Communication Systems Name	Channel	Frequency [MHz]
U-NII-5	IEEE 802.11ax (20MHz, MCS0, 99pc duty cycle)	1	5955.0

Grid Settings

Extent X [mm]	Extent Y [mm]	Step X [mm]	Step Y [mm]	Distance [mm]
52.0	52.0	4.0	4.0	10.0

Results

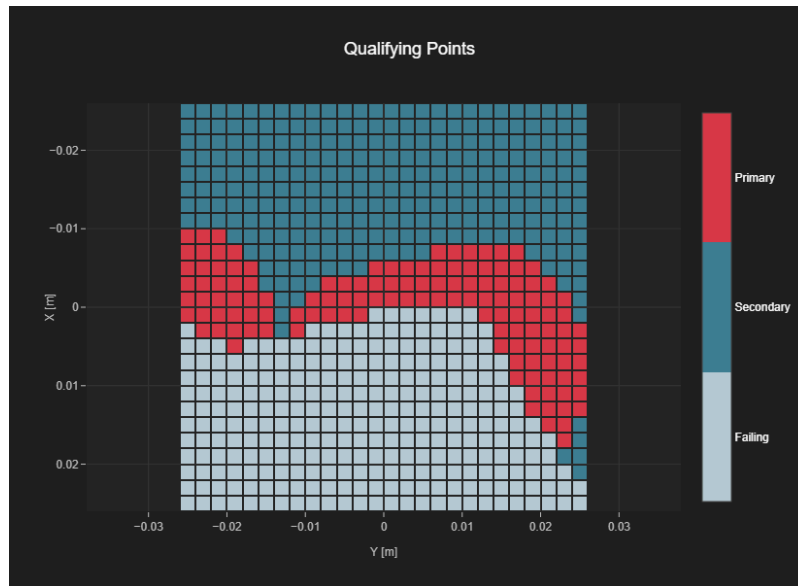
Audio File	Measurement Duration [s]	Margin Upper Bound [dB]	Margin Lower Bound [dB]
48k_voice_300-3000_2s.wav	2.0	2.0	1.22



Plot No.11 T-Coil Coupling Mode Test Report

Results

Primary Group Contiguous Point Count	Secondary Group Point Count	Secondary Group Max Longitudinal	Secondary Group Max Transverse
129	403	24	26



Plot No.12 T-Coil Signal Test Report

Measurement performed on June 23, 2025

Device Under Test

Dimensions [mm]	Speaker Position [mm]
157.0 x 74.0 x 10.0	155.0

Hardware Setup

Probe Name	Probe Calibration Date	DAE Name	DAE Calibration Date
AM1DV3 - 3104	March 14, 2025	DAE4 Sn316	February 11, 2025

Communication Systems

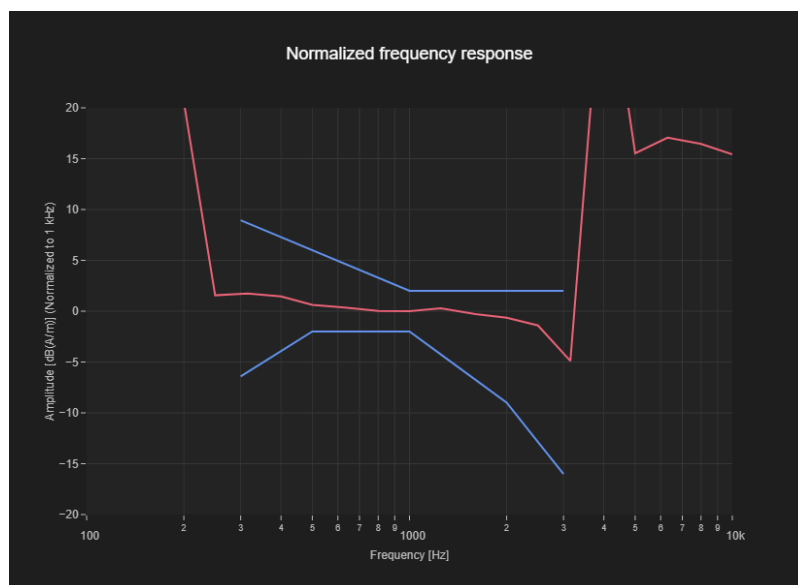
Band Name	Communication Systems Name	Channel	Frequency [MHz]
U-NII-5	IEEE 802.11ax (20MHz, MCS0, 99pc duty cycle)	1	5955.0

Grid Settings

Extent X [mm]	Extent Y [mm]	Step X [mm]	Step Y [mm]	Distance [mm]
52.0	52.0	4.0	4.0	10.0

Results

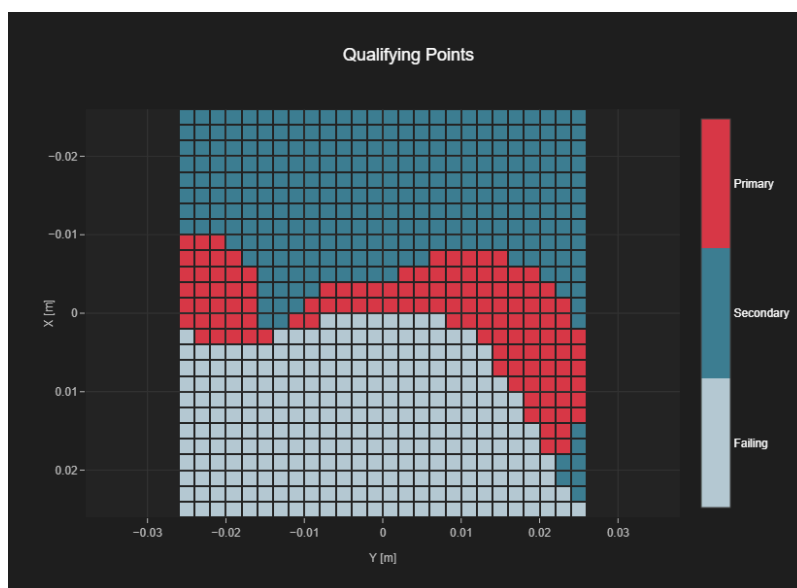
Audio File	Measurement Duration [s]	Margin Upper Bound [dB]	Margin Lower Bound [dB]
48k_voice_300-3000_2s.wav	2.0	1.71	2.0



Plot No.12 T-Coil Coupling Mode Test Report

Results

Primary Group Contiguous Point Count	Secondary Group Point Count	Secondary Group Max Longitudinal	Secondary Group Max Transverse
124	404	25	26



Plot No.13 T-Coil Signal Test Report

Measurement performed on June 23, 2025

Device Under Test

Dimensions [mm]	Speaker Position [mm]
157.0 x 74.0 x 10.0	155.0

Hardware Setup

Probe Name	Probe Calibration Date	DAE Name	DAE Calibration Date
AM1DV3 - 3104	March 14, 2025	DAE4 Sn316	February 11, 2025

Communication Systems

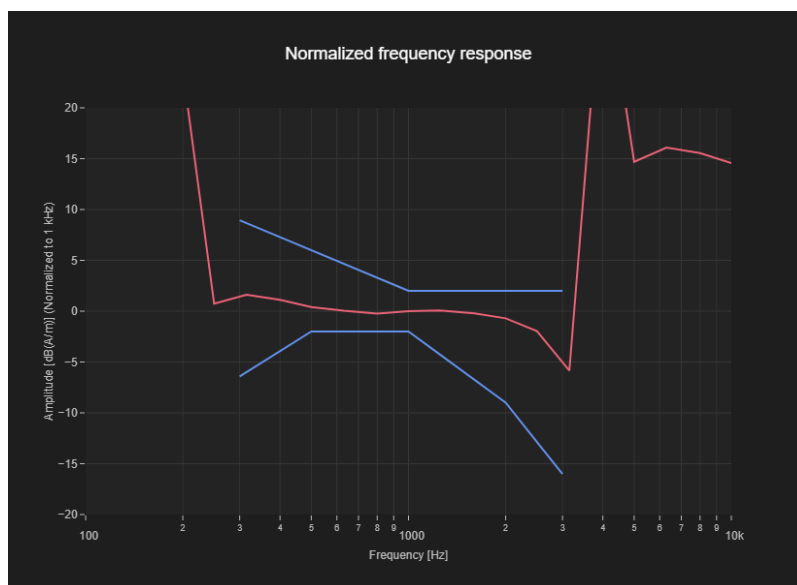
Band Name	Communication Systems Name	Channel	Frequency [MHz]
U-NII-5	IEEE 802.11ax (20MHz, MCS0, 99pc duty cycle)	1	5955.0

Grid Settings

Extent X [mm]	Extent Y [mm]	Step X [mm]	Step Y [mm]	Distance [mm]
52.0	52.0	4.0	4.0	10.0

Results

Audio File	Measurement Duration [s]	Margin Upper Bound [dB]	Margin Lower Bound [dB]
48k_voice_300-3000_2s.wav	2.0	1.93	1.76



Plot No.13 T-Coil Coupling Mode Test Report

Results

Primary Group Contiguous Point Count	Secondary Group Point Count	Secondary Group Max Longitudinal	Secondary Group Max Transverse
123	410	25	26

