

1. TEST SETUP PHOTOGRAPHS

1.1. Photo of Maximum Radiated Power




Fig. 1

1.2. Photo of Radiated Emissions Measurement




Fig. 2




Fig. 3