

Neat Center

User Manual



neat.

Neat Center

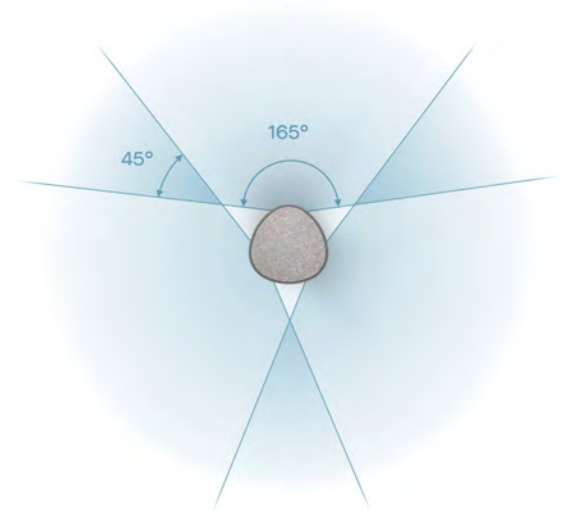
Accessory for video conferencing device

Neat Center is a companion device that frames people in the meeting room face-on, ensuring remote participants remain at the center of the conversation by clearly seeing and hearing everyone for complete meeting equity.

It's simple to set up, can be positioned anywhere for optimal viewing and audio, and extends the power of your Neat devices and Symmetry for a closer-than-ever hybrid experience.

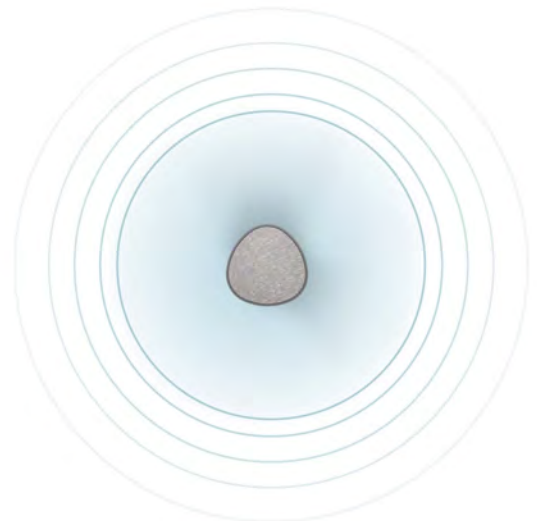
Broader vision

Neat Center broaden remote attendees' view, giving them a 360° visual meeting experience when those in the room are talking among themselves and facing away from the primary video device.

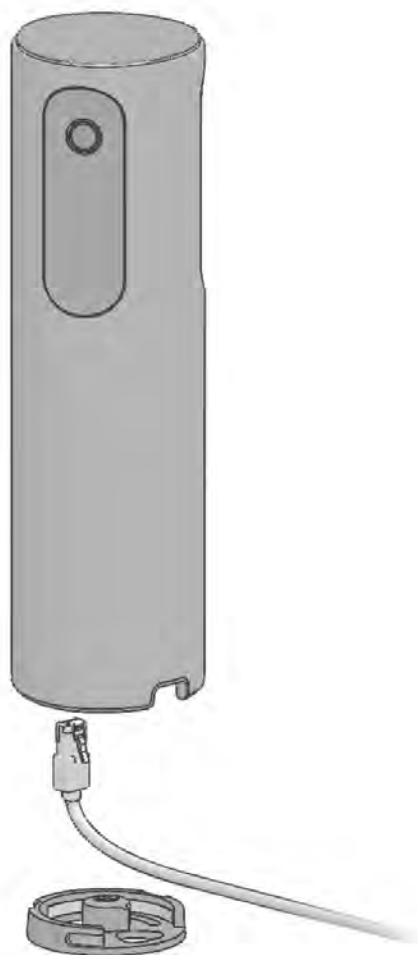


Clearer sound

It allows remote attendees to hear the conversation more clearly with an omnidirectional 16x mic array for optimal audio pickup throughout the room.



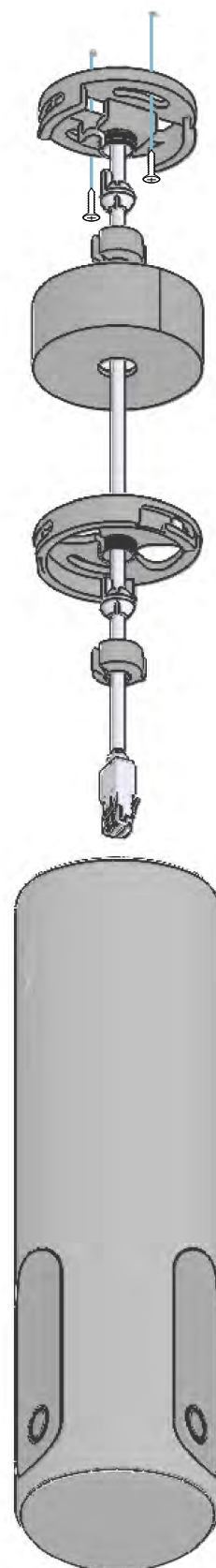
Mounting options



Free standing on table



Fixed to a table
w/ hidden or exposed cabling



Ceiling mounted



Screws for mounting to the table or ceiling are not included. A minimum of two screws of diameter 6 mm must be used for a secure ceiling mount. The screws must be of the appropriate type for the material of the mounting surface. Mounting in the ceiling should only be performed by qualified personnel in line with applicable facility and state regulations.

Size & weight

Neat Center


Height: 11.7 inches (297 mm)

Width: 3.3 inches (84 mm)

Depth: 3.3 inches (84 mm)

Weight: 3.24 pounds (1,47 kg)

11.7 inches (297 mm)



3.3 inches (84 mm)



3.3 inches (84 mm)

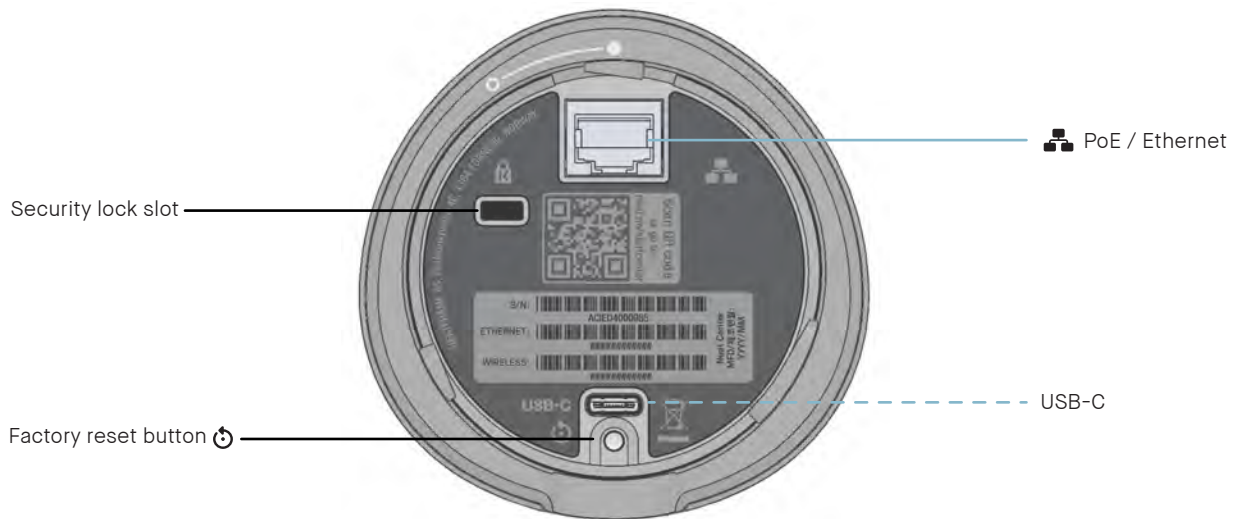
Setup & connectivity

Setup

Use the provided cables to set up the system. Connect the cables according to the illustration. Cables marked — are included. Cables marked ---- are optional and not required for basic use of the system.

Requirements for a complete setup

Primary Neat device,
PoE network or Network port + PoE power injector,
Video service



Environmental Requirements

Ambient operating temperature:
32° to 95° F (0° - 35° C)

Storage temperature: -4° - 140° F (-20° - 60° C)

Relative humidity: 10% to 90%

Additional Product Information

<https://neat.no/center>

Simple setup

Neat Center can be ordered with or without a PoE power injector, and comes with multiple mounting options to fit your needs, including the fixed / free standing table mount and a ceiling mount. Neat Center also supports tri pod mount for ad hoc deployments.

In the box:

Neat Center

Ethernet cable: 9.8ft (3m)

Ceiling mount

Table mount

Optional Neat accessories:

Ethernet cable: 16.4ft (5m)

PoE power injector


(or another power source, compliant with IEEE 802.3 af/at/bt standard)



Free standing or fixed
to the table



Free standing



Multiple free standing or fixed
to the table



Ceiling mounted