



### **Test Setup Photographs for the TDL2**

#### **1. Radiated Emissions: 9 kHz to 30 MHz @ 3 m**




**Photo 1: Radiated Test Setup-9 kHz to 30 MHz**




**Photo 2: Radiated Test Setup -9 kHz to 30 MHz**



**2.Radiated Emissions: 30 MHz to 1GHz @ 3 m**



**Photo 3: Radiated Test Setup -30 MHz to 1GHz**




**Photo 4: Radiated Test Setup -30 MHz to 1GHz**




**3. Radiated Emissions: 1 GHz to 10 GHz @ 3 m**



**Photo 5: Radiated Test Setup -1 GHz to 10 GHz**



**Photo 6: Radiated Test Setup -1 GHz to 10 GHz**



**Photo 7: Radiated Test Setup -1 GHz to 10 GHz**