



CROSSHELMET

USER GUIDE

Mode d'emploi

Bedienungsanleitung

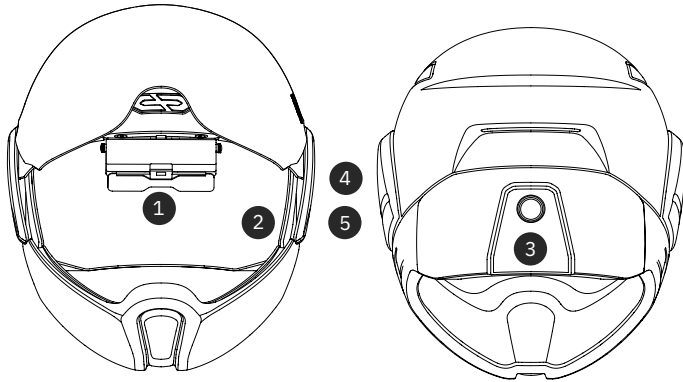
Guida utente

Guía del usuario

Guia de usuario

1. English	3
2. French	6
3. German	9
4. Italian	12
5. Spanish	15
6. Portuguese	18
7. Chinese	18
8. Japanese	19

CROSSHELMET X1 FEATURES

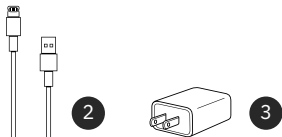


- ① HEAD-UP DISPLAY
- ② SOUND CONTROL
- ③ REAR-VIEW CAMERA
- ④ SAFETY LIGHT
- ⑤ TOUCH PANEL
- ⑥ CONNECTIVITY

CONTENTS OF THE PACKAGING



- 1 HELMET
- 2 USB CABLE
- 3 ADAPTER



GETTING STARTED

1. POWER ON

Tap to play or pause your music player.

2. CONNECT

Turn on bluetooth and connect the helmet with your mobile device.

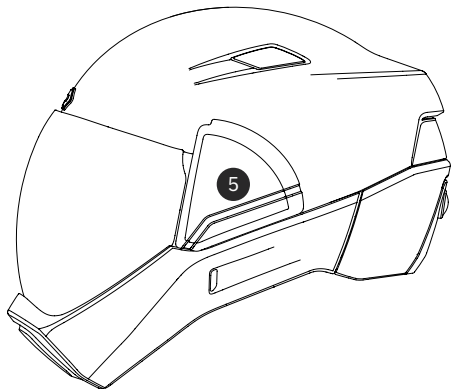
3. APP LAUNCH

Launch the app and configure your personal settings

4. GO RIDE

Experience the CrossHelmet with all it's functions on it's first ride.

TOUCH PANEL



5 TOUCH PANEL

TOUCH GESTURES



PLAY/PAUSE

Tap to play or pause your music player.



SKIP SONG

Swipe forwards to skip the currently playing song.



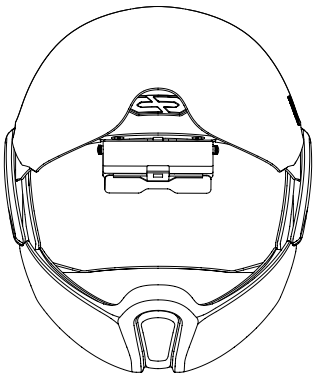
TAKE CALL

Tap to play or pause your music player.



REWIND

Swipe backwards to go back to the previous song.



SECURITY INFORMATION

- Do not disassemble, open, drop (mechanical abuse), crush, bend, deform, puncture, or shred.
- Do not modify or remanufacture, attempt to insert foreign objects into the battery, immerse or expose to water or other liquids, or expose to fire or excessive heat including soldering irons, or put into the microwave.
- Only use the battery with the charging system specified by the manufacturer/supplier.
- Do not short-circuit a battery or allow metallic or conductive objects to contact both battery terminals simultaneously.
- Replace the battery only with another battery that has been qualified with same characteristics. Use of an unqualified battery may present a risk of fire, explosion, leakage, or other hazard.
- Dispose of used batteries promptly according to the manufacturer/supplier's instructions.
- Improper battery use may result in a fire, explosion, or other hazard.
- Battery usage by children should be supervised.

LIMITED WARRANTY NOTICE

The CrossHelmet X1 and accessories purchased through our official distribution channels is warranted by Borderless Inc. for a period of two years from date of original purchase in connection with any defects in material and/or workmanship. This warranty shall put a limit to repair of defects in material and/or workmanship. This will be provided under the condition of free charge by the Borderless Inc. However, insurance handling, transportation and other incidental charges in relation to repair work must be borne by the owner. Borderless Inc. will

not assume the responsibility for damages or loss encountered in transit. In case the warranty service is needed and the valid claim is received within the Warranty period, purchaser's name, address, serial number and a copy of proof of purchase receipt is required and must be taken or mailed to Borderless. The original receipt is recommended to present the proof of the original purchase. This warranty shall not apply, if the defector or malfunction was caused by damage resulting any misuses or abuses of the product, improper testing, spillage of foods or liquids, wrong voltage disassembly or from any other operation of the product contrary to instructions contained in the manual. This warranty does not cover any defect that has occurred as a result of any modification or servicing performed by anyone other than the designated Borderless Inc. service. Routine cleaning and normal cosmetic and mechanical wear are not covered under the terms of this warranty. Borderless Inc. shall not be liable for any consequential or incidental damages (such as traffic accidents, data loss) resulting from any breach of warranty, express or implied, applicable to this product. No refunds will be made on repairs performed by un-designated service stations. This warranty is valid for only CrossHelmet X1. This warranty policy does not affect the consumer's statutory rights under the applicable national law in force. borne by the owner. Borderless Inc. will not assume the responsibility for damages or loss encountered in transit. In case the warranty service is needed and the valid claim is received within the Warranty period, purchaser's name, address, serial number and a copy of proof of purchase receipt is required and must be taken or mailed to Borderless. The original receipt is recommended to present the proof of the original purchase. This warranty shall not apply, if the defector or malfunction was caused by damage resulting any misuses or abuses of the product, improper testing, spillage of foods or liquids, wrong voltage disassembly or from any other operation of the product contrary to instructions contained in the manual. This warranty does not cover any defect that has occurred as a result of any modification or servicing performed by anyone other than the designated Borderless Inc. service. Routine cleaning and normal cosmetic and mechanical wear are not covered under the terms of this warranty. Borderless Inc. shall not be liable for any consequential or incidental damages (such as traffic accidents, data loss) resulting from any breach of warranty, express or implied, appli-

cable to this product. No refunds will be made on repairs performed by un-designated service stations. This warranty is valid for only CrossHelmet X1. This warranty policy does not affect the consumer's statutory rights under the applicable national law in force.

LIMITATION OF LIABILITY

Except for the express warranties set forth above, Borderless grants no warranties, express or implied, by status or otherwise, regarding the CrossHelmet X1, fitness for any purpose or otherwise. Consumer law in some countries does not permit limitations under a Product warranty and therefore certain limitations set out in this warranty document not apply. As a consumer your use of the CrossHelmet X1 shall be non-commercial. Borderless shall therefore not be liable for any loss of profit or anticipated savings. In any event, Borderless and it's supplier's liability under this limited warranty shall be limited to the amount actually paid by consumer for the Product or the current replacement value, whichever is greater. The Warranty shall not touch the shell replacement program, which allows to renew the helmet's shell for a reduced price. Nothing in this warranty shall exclude or limit Borderless' liability for death or personal injury caused by its negligence, fraud or any other liability that can not be limited or excluded by law. If you CrossHelmet X1 arrives damaged, you must notify Borderless within ten (10) days.

www.crosshelmet.com

BATTERY - SAFETY PRECAUTIONS

Only use the charging unit provided. Never use a damaged charger. Remember to charge the device before storing for a long period of time. Do not leave your device in hot or cold areas (car in direct sunlight or parked in a garage in winter). Always store in area where temperatures remain stable. The charger and the device can become hot during charging. Do not cover. Do not disassemble the device. In the event of battery leakage, avoid contact of the liquid with skin and eyes. If contact occurs, rinse affected areas with plenty of water and contact a physician.

CORRECT DISPOSAL (WASTE ELECTR. + ELECTRONICAL EQUIPMENT)

The trash mark shown on the product or its literature indicates that it should not be disposed with other household wastes at the end of its working life. To prevent possible harm to the environment or human health from uncontrolled waste disposal, please separate this from other types of wastes and recycle it responsibly. Reset to promote the sustainable reuse of material resources. Household users should contact either the retailer where they purchased this product, or their local government office for details of where and how they can take this item for environmentally safe recycling. Business users should contract their supplier and the terms and conditions of the purchase contract. This product should not be mixed with other commercial wastes for disposal.

MODIFICATIONS

The explanations and specifications in this guide are given for information purposes only and may be modified without prior notice. They are deemed to be correct at the time of going to press. The utmost care has been taken when writing this guide as part of the aim to provide you with accurate information. However, CrossHelmet shall not be held responsible for any consequences arising from any errors or omissions in the guide, not for any damage or accidental loss of data resulting directly or indirectly from the use of the information herein. CrossHelmet reserves the right to amend and improve the product design or user guide without any restrictions and without any obligation to notify users. If so, a later version of this guide might be available in electronic format at www.crosshelmet.com.

FEDERAL COMMUNICATIONS COMMISSION STATEMENT

This device complies with FCC Rules Part 15.

Operation is subject to the following two conditions:

- This device may not cause harmful interference.
- This device must accept any interference received, including interference that may cause undesired operation.

This equipment has been tested and found to comply with the limits for a class B digital device, pursuant to Part 15 of the Federal Communications Commission (FCC) rules.

These limits are designed to provide reasonable protection against harmful interference in a residential installation. This equipment generates, uses, and can radiate radio frequency energy and, if not installed and used in accordance with the instructions, may cause harmful interference to radio communications. However, there is no guarantee that interference will not occur in a particular installation. If this equipment causes harmful interference to radio or television reception, which can be determined by turning the equipment off and on, the user is encouraged to try to correct the interference by doing one or more of the following measures:

- Reorient or relocate the receiving antenna.
- Increase the separation between the equipment and receiver.
- Connect the equipment into an outlet on a circuit different from that to which the receiver is connected.
- Consult the dealer or an experienced radio/TV technician for help.

FCC Caution Any changes or modifications not expressly approved by the party responsible for compliance could void the user's authority to operate the equipment. The antenna(s) used for this transmitter must not be co-located or operating in conjunction with any other antenna or transmitter. Radiation Exposure Statement: This equipment complies with FCC radiation exposure limits set forth for an uncontrolled environment. End users must follow the specific operating instructions for satisfying RF exposure compliance.

This transmitter must not be co-located or operating in conjunction with any other antenna or transmitter. To maintain compliance with FCC exposure compliance requirement, please follow operation instruction as documented in this manual.

The FCC ID is displayed on the bottom left of the Head-Up Display of the CrossHelmet.

FCC ID 2AUQACRSX1V001

