# Mine-M4 Mini Bonding Router
# User Manual

# Content

1. Introduction.....3
2. Feature.....3
3. Specification.....3
4. Panel Description.....4
5. Connection Diagram.....5
6. How to login the M4.....6

## 1. Introduction

Video streaming is quite bandwidth intensive and it was always difficult to stream and broadcast live events over the cellular network without good compression and good signal strength.

Thanks to recent technology advancements, cellular-based systems offer broadcasters and video professionals the flexibility to broadcast live events in areas that are well covered by networks. A portable bonded cellular transmitter, coupled with a high-gain cellular antenna array, improves signal resilience and the quality of the live video transmission, providing users with a robust solution for covering live events, such as a marathon or a cycling race, from a motorcycle. By enabling broadcasters and video professionals to broadcast news on the go more efficiently, cellular-based systems dramatically change how the industry covers remote events in a way that was not possible even a few years ago.

## 2. Feature

* Bonded up to Wi-Fi Connections
* Low Bit Rate Requirement
* low Latency
* Continuously seeks the best possible mobile network
* Remote (web-based) management
* Integrated with Social Media live streaming

## 3. Specification

| Product | |
|---|---|
| Model # | Mine-M4 Mini |
| Operator | Depends on customer's request |
| LAN | 1000mb/s |
| WAN | 1000mb/s |
| WiFi Frequency | 2412-2462MHz,5150-5250MHz,5725-5850MHz |
| LCD Screen | Indicate cellular speed |
| Interfaces | 4xPCI-E, 3xRJ45, 4xSIM |
| **Wi-Fi** | |
| WIFI | 802.11b/g/n 300M bps |

| | |
|---|---|
| WIFI Range | 30Meters |
| Power | |
| Voltage & Current | 12V DC 3A |
| Power Consumption | 5W |
| Lithium Battery Capacity | 9000MA |
| Working Duration | 5-6h |
| **Other Spec** | |
| Protocol | TCP/IP |
| Management | web |
| Net Weight | 1.2kg |
| Product Dimension | 240*145*30mm |
| Working Temperature | -10°C~~~40°C |
| Storage Temperature | -40°C~~~70°C |

## 4. Panel Description





## 5. Connection Diagram

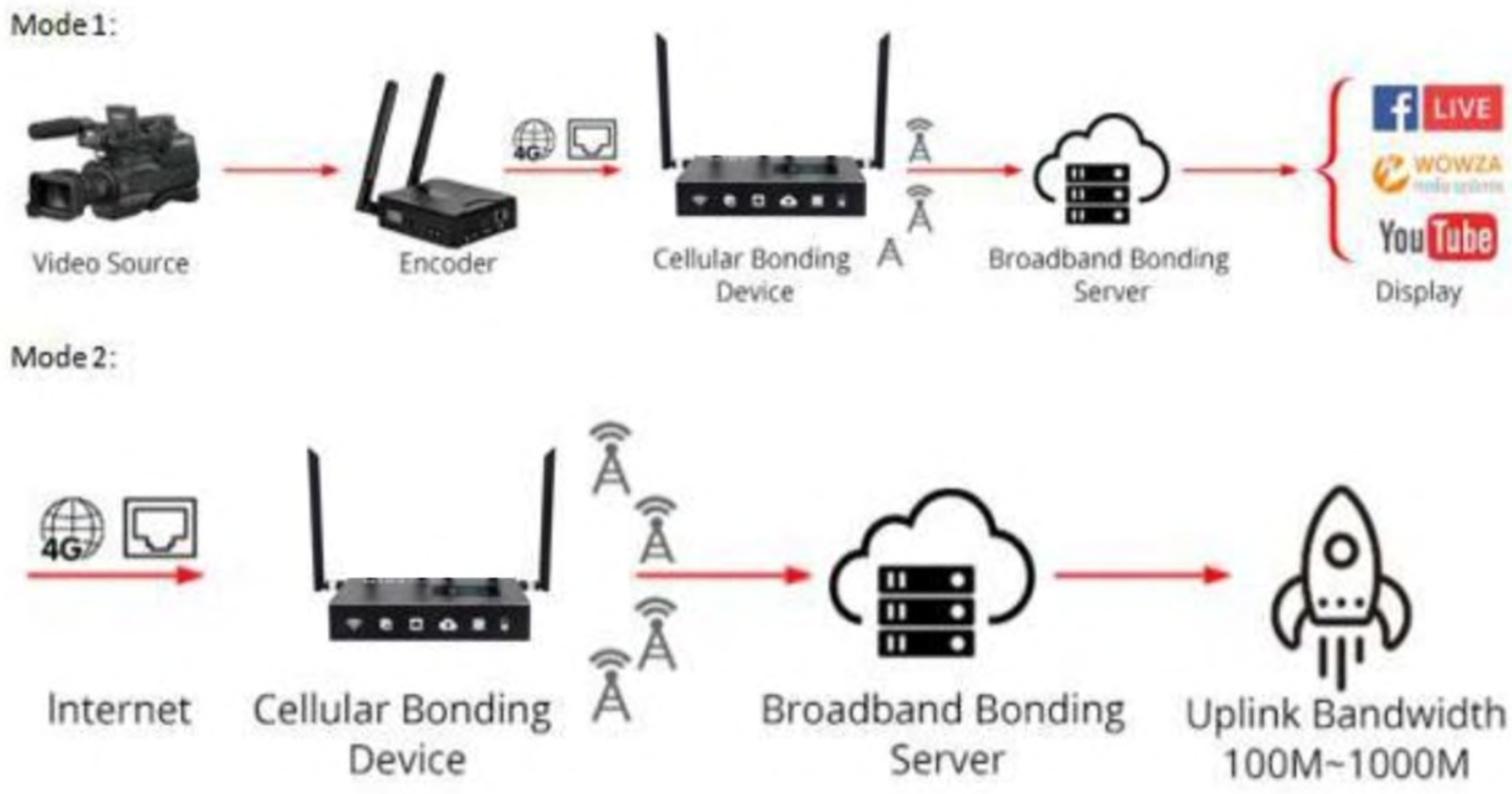


6. Well- Protect

MiNEMedia

**7. How to login the M4 control panel?**

a. Ensure the LAN1 or LAN2 port of M4 connect with your pc directly or via a switch, keep your PC IP with the M4 in same LAN, that is your PC IP should be 192.168.11.*, such as 192.168.11.5

b. open http://192.168.11.1 by browser,

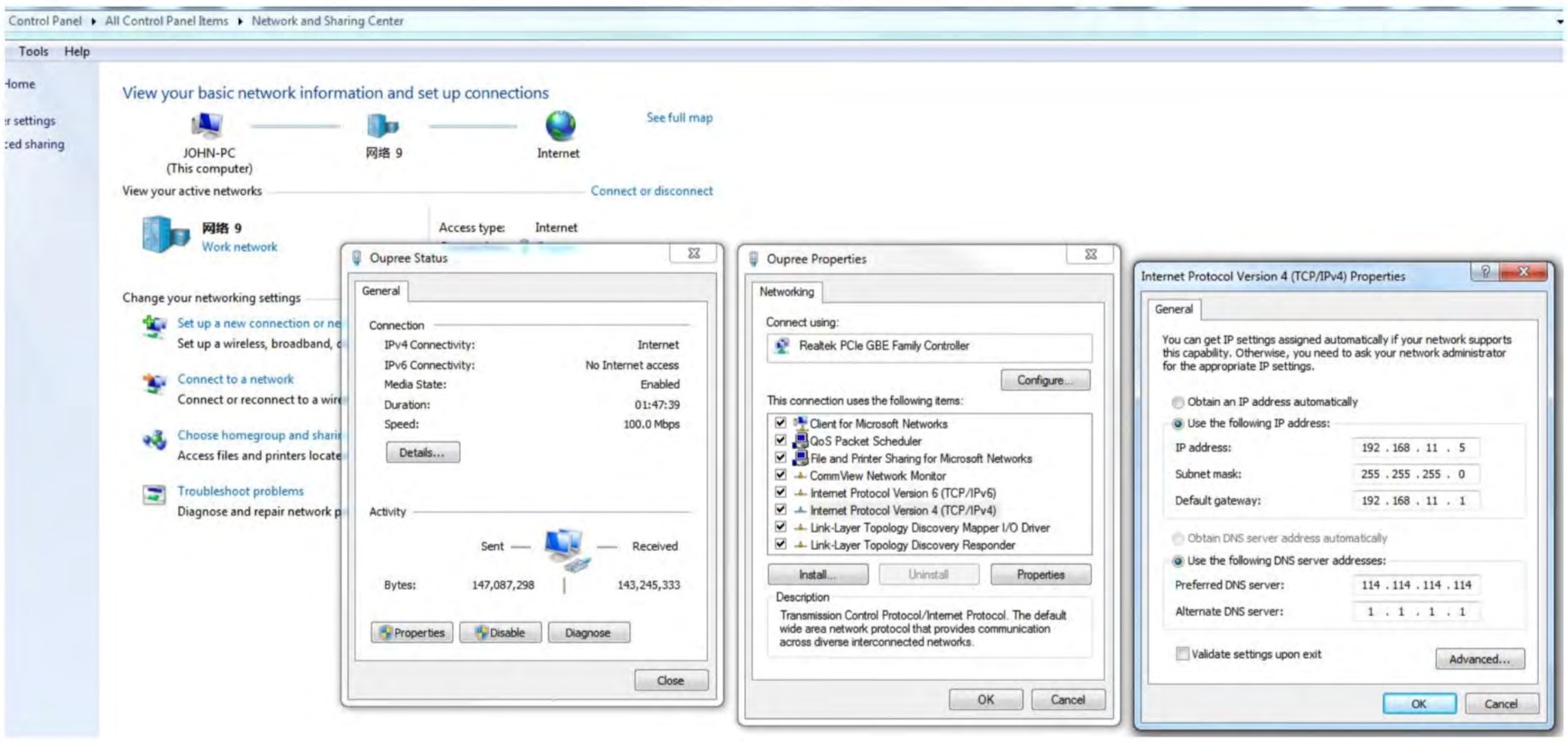

**FCC Statement**

This equipment has been tested and found to comply with the limits for a Class B digital device, pursuant to part 15 of the FCC rules. These limits are designed to provide reasonable protection against harmful interference in a residential installation. This equipment generates, uses and can radiate radio frequency energy and, if not installed and used in accordance with the instructions, may cause harmful interference to radio communications. However, there is no guarantee that interference will not occur in a particular installation. If this equipment does cause harmful interference to radio or television reception, which can be determined by turning the equipment off and on, the user is encouraged to try to correct the interference by one or more of the following measures:

-Reorient or relocate the receiving antenna.

-Increase the separation between the equipment and receiver.

-Connect the equipment into an outlet on a circuit different from that to which the receiver is connected.

-Consult the dealer or an experienced radio/TV technician for help.

To assure continued compliance, any changes or modifications not expressly approved by the party.

Responsible for compliance could void the user's authority to operate this equipment. (Example- use only shielded interface cables when connecting to computer or peripheral devices).

This equipment complies with Part 15 of the FCC Rules. Operation is subject to the following two conditions:

(1) This device may not cause harmful interference, and

(2) This device must accept any interference received, including interference that may cause undesired operation.

FCC Radiation Exposure Statement:

The equipment complies with FCC Radiation exposure limits set forth for uncontrolled enviroment. This equipment should be installed and operated with minimum distance 20cm between the radiator and your body.

Any Changes or modifications not expressly approved by the party responsible for compliance could void the user's authority to operate the equipment.