正面

背面

BOOMIN BELTS

Wireless Belt Buckle Speaker

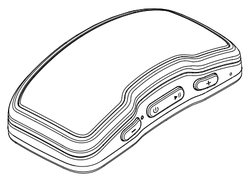

User Manual

www.boominbelts.com

1

What's in the Box?

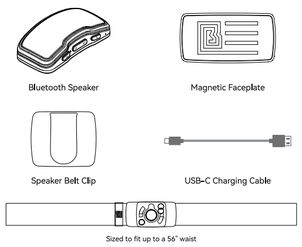

Sizing Instructions

1. Open the alligator teeth to remove the end of the belt.
2. Measure and mark length of the belt.
3. Cut the belt to the correct size.
4. (Optional) Heat seal the end of the belt to reduce belt fray.
5. Insert end of the belt into the alligator teeth and clamp down.

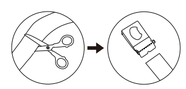

Cut-to-Fit Adjustable Belt.

2

Introduction

Introducing Boomin Belts, where style and music meet! The world's first Bluetooth belt buckle speaker is a state-of-the-art device that is magnetic, lightweight, and water-resistant, allowing you to listen to your favorite music anywhere. With the added benefit of interchangeable buckle faceplates, you can easily customize your belt's appearance to match your mood and fashion sense. The adjustable belt and our proprietary magnetic buckle, with an easy on/off locking system, make it comfortable and convenient to wear and remove. Boomin Belts is the perfect accessory for anyone who wants to enjoy music while keeping their style game on point!

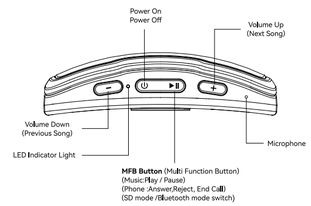

3

Connect to Bluetooth Device

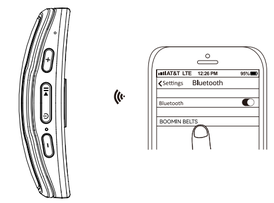

Please Noted :

1. When the Power is on, Bluetooth mode enables automatically.
2. Bluetooth will be disconnected if the speaker is switch to SD card mode.

4

Bluetooth Speaker User Instructlons

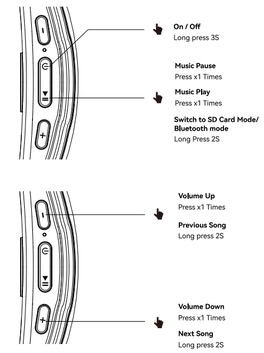

5

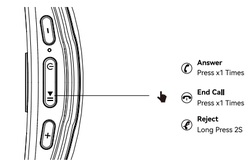

Charging

During use when the battery is getting low, you will hear a voice prompt saying "Battery Low". When the battery power is below 3.1V, Bluetooth will automatically shut down.

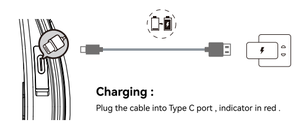

Charging :

Plug the cable into Type C port , indicator in red .

6

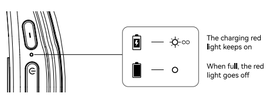

Music Transmission



Use type C data transfer cable to connect Bluetooth speaker and laptop/PC , copy/ download music into the SD card .

7

Factory Data Reset/ Clearing the Pairing List

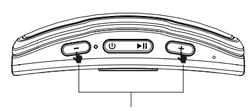

Long press + and - button at the same time for 3S , Clearing the paring list , comes with voice Power off

8

Voice Prompt

Status	Cue tone
Power On	Power on Bluetooth Mode
Power Off	Power Off
Bluetooth Connection Successful	Let's Boom
Bluetooth SD Card Mode Switch	SD Card Mode /Bluetooth Mode
Bluetooth Connection Disconnected	Mute
Volume Up	Beep
Volume Down	Beep
Previous Song	Beep
Next Song	Beep
Clear Pairing	Power Off
Low Current Alarm	Battery Low

9

Specifications

Size: 95x25.5x52.7mm
Weight: 89g
Charging port: TYPE-C
Keys: Three (volume up, next/minus, previous and MFB keys).
Battery type: rechargeable lithium polymer battery 3.7V/600mAh
Charging specification: DC 5V/500mA
Charging overcurrent/overvoltage/overtemperature/voltage over 6.2V and current over 600mA disconnect charging Temperature: 0~~45 degrees Charge.
Standby time: 90 Days
Voice Talk Time: 8 hours
Music Playtime: 6 hours (varies by volume level and audio content)
Battery charge time: 2 hours
Output power: 3 watts
Signal-to-noise ratio: 85dB
Distortion: 1%.
Bluetooth version: AC6965E-V5.3
Support Profile: MP2, MP3, WMA, APE, FLAC,
AAC, MP4, M4A, WAV, AIF, AIFC
Transmission Range (Hz): 2.402GHz~2.48GHz
4G memory card: Download to speaker via type-C.
Pass: 0000
RF transmission: ClassII (-6dBm~+4dBm)
Receiving sensitivity: -85dBm
Transmission Range (Hz): 2.402GHz~2.48GHz
Launch distance: Approx.10m
Speaker specification/method: Φ22mm/anti-magnetic
Magnetic iron type: NdFe-B Nb-Fe-Be
Distortion: 1% or less
Impedance: 4Ω/3W
Frequency (Hz): 20Hz~20KHz

10

MIC specification: Φ4.0*1.5mm
MIC sensitivity: -38±3dB
MIC impedance: ≤2.2kΩ
MIC working voltage: 3.0V
MIC frequency response: 100Hz~10,000Hz

WARNING: To protect battery lifespan, fully charge at least once every 3 months. Battery life will vary due to usage patterns and environmental conditions. Do not expose the Boomin Belt to liquids without removing cable connection. Do not expose the Boomin Belt to water while charging. It may result in permanent damage to the speaker or power source. Chemicals, salt or "foreign particles" in your pool or the ocean can damage the seals or harm the connector surface over time if not rinsed off after use. After a liquid spill or rinse, do not charge your speaker until it's completely dry and clean. Charging when wet might damage your speaker. When using an external adapter, the output voltage/current of the external adapter should not exceed 2.4V/0.0025A.

FCC ID:2AUKD-BOOMINBELTS
For any questions please contact us at support@boominbelts.com

FCC Caution:

This device complies with part 15 of the FCC Rules. Operation is subject to the following two conditions:
(1) This device may not cause harmful interference, and
(2) this device must accept any interference received, including interference that may cause undesired operation.
Any Changes or modifications not expressly approved by the party responsible for compliance could void the user's authority to operate the equipment.
Note: This equipment has been tested and found to comply with the limits for a Class B digital device, pursuant to part 15 of the FCC Rules. These limits are designed to provide reasonable protection against harmful interference in a residential installation.This equipment generates uses and can radiate radio frequency energy and, if not installed and used in accordance with the instructions, may cause harmful interference to radio communications. However, there is no guarantee that interference will notoccur in a particular installation.
If this equipment does cause harmful interference to radio or television reception, which can be determined by turning the equipment off and on, the user is encouraged to try to correct the interference by one or more of the following measures:
-Reorient or relocate the receiving antenna.
-Increase the separation between the equipment and receiver.
-Connect the equipment into an outlet on a circuit different from that to which the receiver is connected.
-Consult the dealer or an experienced radio/TV technician for help.
The device has been evaluated to meet general RF exposure requirement. The device can be used in portable exposure condition without restriction.

尺寸：80x100mm 折页　双面印刷　铜版纸