200mm

141mm

WYZE

We're glad you're here.

It's time to experience whole-home, uninterrupted WiFi coverage.

Open this card to get started.

FCC RADIATION EXPOSURE STATEMENT:

This equipment complies with FCC radiation exposure limits set forth for an uncontrolled environment. This equipment should be installed and operated with a minimum distance of 20 cm between the radiator and your body. This transmitter must not be co-located or operating in conjunction with any other antenna or transmitter.

FCC WARNING:

Any changes or modifications not expressly approved by the party responsible for compliance could void the user's authority to operate this equipment. This device complies with part 15 of the FCC Rules. Operation is subject to the following two conditions: (1) This device may not cause harmful interference, and (2) This device must accept any interference received, including interference that may cause undesired operation. This equipment has been tested and found to comply with the limits for a Class B digital device, pursuant to Part 15 of the FCC Rules. These limits are designed to provide reasonable protection against harmful interference in a residential installation. This equipment generates, uses, and can radiate radio frequency energy and, if not installed and used in accordance with the instructions, may cause harmful interference to radio communications. However, there is no guarantee that interference will not occur in a particular installation. If this equipment does cause harmful interference to radio or television reception, which can be determined by turning the equipment off and on, the user is encouraged to try to correct the interference by one or more of the following measures:
- Reorient or relocate the receiving antenna.
- Increase the separation between the equipment and receiver.
- Connect the equipment into an outlet on a circuit different from that to which the receiver is connected.
- Consult the dealer or an experienced radio/TV technician for help.

Your Wyze product is covered by a one-year limited warranty. You can view the limited warranty terms at https://wyze.com/return-warranty-policy or request a copy by contacting Wyze at +1 (206) 339-9646.

NEED HELP?

Contact our Support Team:
https://wyze.com/support

Join the Community:
https://wyze.com/community

Wyze and Wyze Mesh Router are trademarks of Wyze Labs, Inc

Scan the QR code to learn more

ISEDC RADIATION EXPOSURE STATEMENT:

This equipment complies with ISEDC RF radiation exposure limits set forth for an uncontrolled environment. This transmitter must not be co-located or operating in conjunction with any other antenna or transmitter. This equipment should be installed and operated with a minimum distance of 20 cm between the radiator and your body. Only use the power supply provided. Any changes or modifications not expressly approved by the party responsible for compliance could void the user's authority to operate the equipment.

ISEDC RSS WARNING:

This device complies with ISEDC licence-exempt RSS standard(s). Operation is subject to the following two conditions: (1) This device may not cause interference, and (2) this device must accept any interference, including interference that may cause undesired operation of the device. This device is restricted to indoor use.

DÉCLARATION D'EXPOSITION AUX RADIATIONS DE L'ISEDC:

Cet équipement est conforme aux limites d'exposition aux rayonnements RF fixées par l'ISEDC pour un environnement non contrôlé. Cet émetteur ne doit pas être installé ou utilisé en conjonction avec une autre antenne ou un autre émetteur. Cet équipement doit être installé et utilisé avec une distance minimale de 20 cm entre le radiateur et votre corps. Utilisez uniquement l'alimentation électrique fournie.

AVERTISSEMENT RSS DE L'ISEDC

Cet appareil est conforme à la ou aux normes RSS exemptées de licence de l'ISEDC. Son fonctionnement est soumis aux deux conditions suivantes :
(1) Ce dispositif ne doit pas causer d'interférences, et (2) ce dispositif doit accepter toute interférence, y compris les interférences qui peuvent causer un fonctionnement indésirable du dispositif. Utilisation limitée à l'intérieur seulement.

Votre produit Wyze est couvert par une garantie limitée d'un an.
Vous pouvez consulter les conditions de la garantie limitée sur https://wyze.com/return-warranty-policy ou en demander une copie en contactant Wyze au +1 (206) 339-9646.

BESOIN D'AIDE?

Contactez notre service d'assistance:
https://wyze.com/support

Rejoignez la communauté:
https://wyze.com/community

Wyze et Wyze Mesh Router sont des marques déposées de Wyze Labs, Inc

Scannez le code QR pour en savoir plus

SETUP

1. Download the Wyze app and sign in or create an account.

Download on the App Store | GET IT ON Google Play

Apple logo and App Store are trademarks of Apple Inc., registered in the U.S. and other countries and regions. • Google Play and the Google Play logo are trademarks of Google LLC.

2. Open the Wyze app and tap the + plus sign on the top left corner of the Home screen. Tap **Add Device** > **Home** > **Wyze Mesh Router**.
3. Follow the in-app instructions to finish setup.

IN THE BOX

Wyze Mesh Router × 1
3' Ethernet Cable × 1
Power Adapter × 1
Quick Start Guide × 1

STATUS LIGHT GUIDE

- **Solid white light** — Power is on and functioning correctly
- **Flashing white light** — In pairing mode
- **Flashing blue light** — Connecting to Bluetooth
- **Solid orange light** — Internet connection lost
- **Flashing orange light** — Router is performing a booting sequence

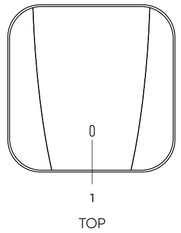

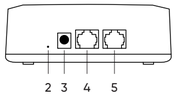

1. Status Light
2. Reset Button
3. Power Port
4. 1Gbps Ethernet Port
5. 1Gbps Ethernet Port

CONFIGURATION

1. Téléchargez l'application Wyze et connectez-vous ou créez un compte.

Download on the App Store | GET IT ON Google Play

Le logo d'Apple et d'App Store sont des marques d'Apple Inc. déposées aux États-Unis et dans d'autres pays et régions. • Google et Google Play sont des marques de Google LLC.

2. Ouvrez l'application Wyze et appuyez sur le signe + plus dans le coin supérieur gauche de l'écran d'accueil. Appuyez sur **Add Device** > **Home** > **Wyze Mesh Router**.
3. Suivez les instructions de l'application pour terminer la configuration.

DANS LA BOÎTE

Wyze Mesh Router × 1
Câble Ethernet 3' × 1
Adaptateur secteur × 1
Guide de démarrage rapide × 1

GUIDE DES VOYANTS D'ÉTAT

- **Lumière blanc fixe** — L'alimentation est sous tension et fonctionne correctement
- **Lumière blanc clignotante** — En mode d'appairage
- **Lumière bleue clignotante** — Connexion à Bluetooth
- **Lumière orange solide** — Connexion Internet perdue
- **Lumière orange clignotante** — Le routeur effectue une séquence d'amorçage

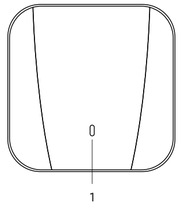

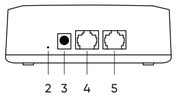

1. Voyant d'état
2. Bouton de réinitialisation
3. Port d'alimentation
4. Port Ethernet 1Gbps
5. Port Ethernet 1Gbps

(材質):128g銅版紙
(顏色):CMYK
(上光方式):水性耐磨油
(成型方式):對折
(尺寸):200*141mm
(公差):+-1mm

! 不得含有 WI-RDC-016 要求禁用之有毒,有害物質

LIMITS UNLESS OTHERWISE NOTED	
X. +-	X.° +-
.X +-	.X° +-
.XX +-	.XX° +-
.XXX +-	.XXX° +-

A4	UNIT	SCALE	SHEET	MODEL No.	for WZ-Mesh6 1pack		
	MM	NON	1(1)	PART NAME	QSG		
APPROVED	CHECKED	DESIGNED		PART No.	515002057347	REV	A3
		Dereck 蔣飛龍 2022-02-23		LITEON 光寶科技股份有限公司 LITE-ON TECHNOLOGY CORP.			