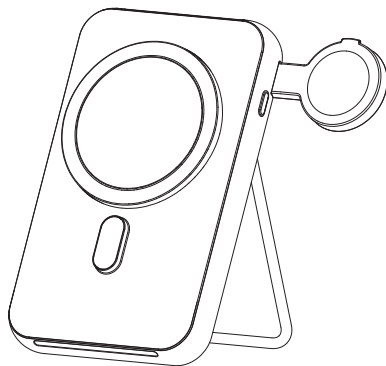


User Manual

Magnetic Power Bank



Model:MP06

Thank you for purchasing and using this Product!

Please read this operation instruction carefully before using this product.

⚠ Attention

1. Do not squeeze or collide vigorously.
2. Please do not disassemble or put into the fire or water in the powered state to avoid short circuit and leakage.
3. Please do not use in severe high temperature, high humidity or corrosive environment to avoid damage to the circuit and leakage.
4. Please do not place magnetic cards with magnetic stripes or chips (ID cards, bank cards, etc.) on the wireless charging board to avoid magnetic card failure.
5. Please do not place metal (coins and other metal objects) on the wireless charging pad while charging, to avoid heat damage.

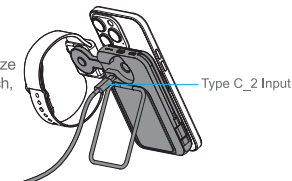
Product Description

- 1;10000mAh battery capacity.
- 2; Foldable 3 in 1 MagSafe Power Bank, convenient to storage on travelling.
- 3; Fast wireless charging with 20W wired input and output.
- 4; It solves the battery anxiety of the power bank. It can also charge the battery when used indoor on the desktop, and keep the rechargeable battery charged at all times when you are out.

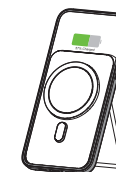
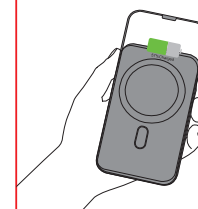
Two Ways to Use

Desktop use

When using it on the desktop, prioritize fast charging for the phone and watch, and switch to fast charging for the battery when the phone is 100% full or when the phone is removed.



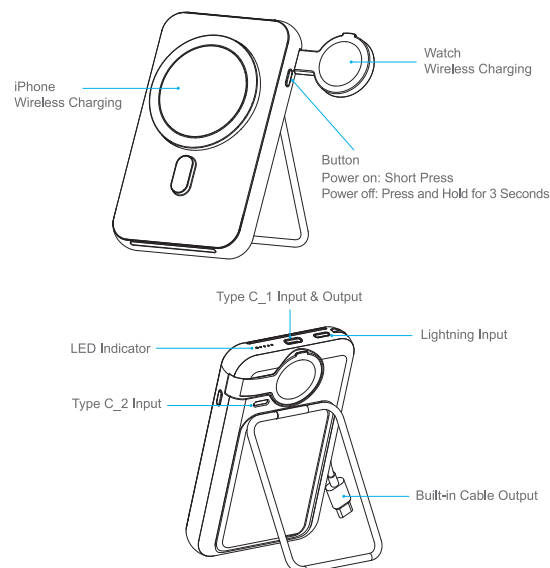
Please use a PD 20W adapter so that the charging will enter the fast charging mode.



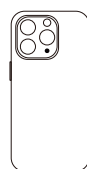
Outdoor use

Solve rechargeable battery anxiety when using on the go, always have power status.

Product Detail Part



Case Usage



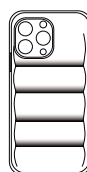
Non-case



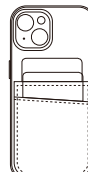
Apple
MagSafe case



Other
MagSafe case



Thick case



Credit cards



Metal



Specifications

Product Name	Magnetic Power Bank
Battery Capacity	10000mAh / 38.5Wh / 3.85V
Battery Type	Lithium Polymer Battery
Rated Capacity	6000mAh (5V \Rightarrow 2A)
Type C_1 Input	5V \Rightarrow 2A / 9V \Rightarrow 2A / 12V \Rightarrow 1.5A
Type C_2 Input	5V \Rightarrow 2A / 9V \Rightarrow 2A / 12V \Rightarrow 1.5A
Type C_1 Output	5V \Rightarrow 3A / 9V \Rightarrow 2.22A / 12V \Rightarrow 1.67A
Built-in Cable Output	5V \Rightarrow 2A
Wireless Output	Cell Phone Wireless Charging : 15W(Max) Watch Wireless Charging : 3W(Max)
Simultaneous Multi-Port Output	5V \Rightarrow 3A(Max)
Operating Temperature	-10°C- 40°C

※ For fast charging mode, 20W or above power adapter is required as its power source.

FCC Requirement

changes or modifications not expressly approved by the party responsible for compliance could void the user's authority to operate the equipment.

This device complies with Part 15 of the FCC Rules. Operation is subject to the following two conditions:

- (1) this device may not cause harmful interference, and
- (2) this device must accept any interference received, including interference that may cause undesired operation.

Note: This equipment has been tested and found to comply with the limits for a Class B digital device, pursuant to Part 15 of the FCC Rules. These limits are designed to provide reasonable protection against harmful interference in a residential installation. This equipment generates, uses, and can radiate radio frequency energy, and if not installed and used in accordance with the instructions, may cause harmful interference to radio communications. However, there is no guarantee that interference will not occur in a particular installation. If this equipment does cause harmful interference to radio or television reception, which can be determined by turning the equipment off and on, the user is encouraged to try to correct the interference by one or more of the following measures:

- Reorient or relocate the receiving antenna.
- Increase the separation between the equipment and receiver.
- Connect the equipment into an outlet on a circuit different from that to which the receiver is connected.
- Consult the dealer or an experienced radio/TV technician for help.