Mode	14	
	Band Edge - L	
	2400-2483.5_802.11n HT40_CH03_2422MHz	
ANT	22	
Pol.	Horizontal	Fundamental
Peak	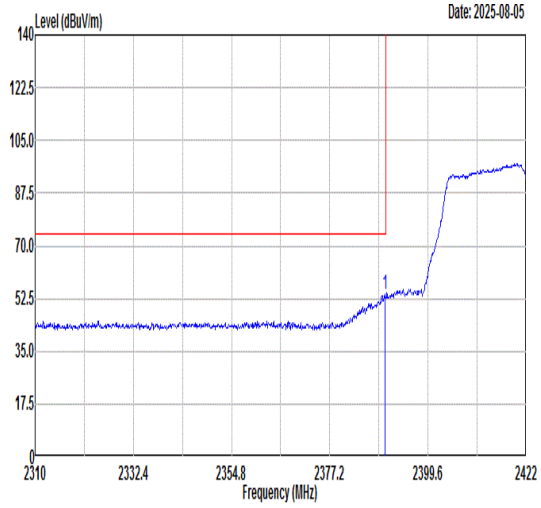 Freq Level Limit Line Margin (dB) Read Level Ant Factor Cable Loss Preamp Factor APos TPos Remark MHz dBuV/m dBuV/m dBuV dB/m dB dB cm deg 1 2389.74 54.14 74.00 -19.86 50.50 32.42 5.36 34.14 217 169 PEAK	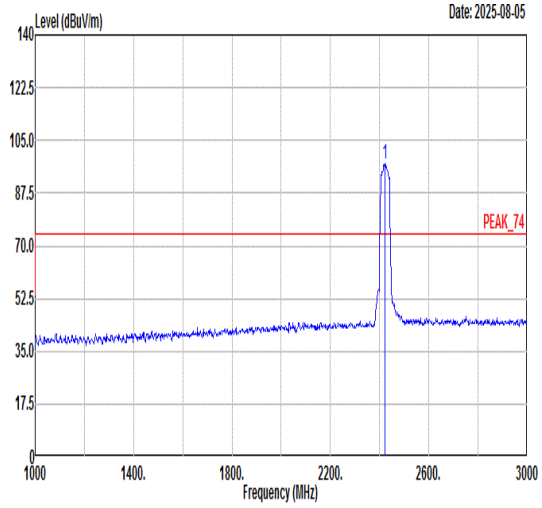 Freq Level Limit Line Margin (dB) Read Level Ant Factor Cable Loss Preamp Factor APos TPos Remark MHz dBuV/m dBuV/m dBuV dB/m dB dB cm deg 1 2422.00 97.00 ------ ------ 93.27 32.47 5.39 34.13 217 169 PEAK
Avg	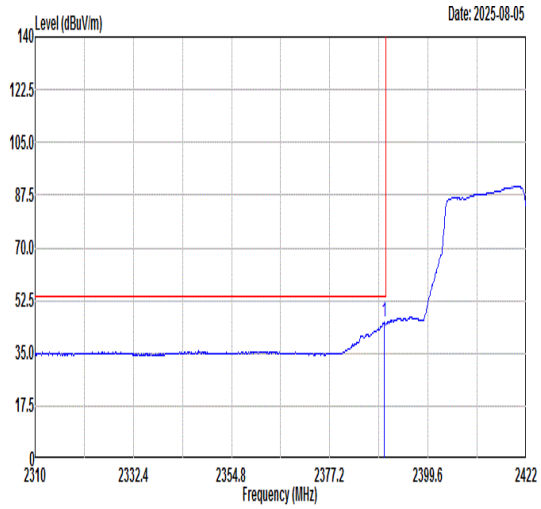 Freq Level Limit Line Margin (dB) Read Level Ant Factor Cable Loss Preamp Factor APos TPos Remark MHz dBuV/m dBuV/m dBuV dB/m dB dB cm deg 1 2389.63 45.42 54.00 -8.58 41.78 32.42 5.36 34.14 217 169 AVERAGE	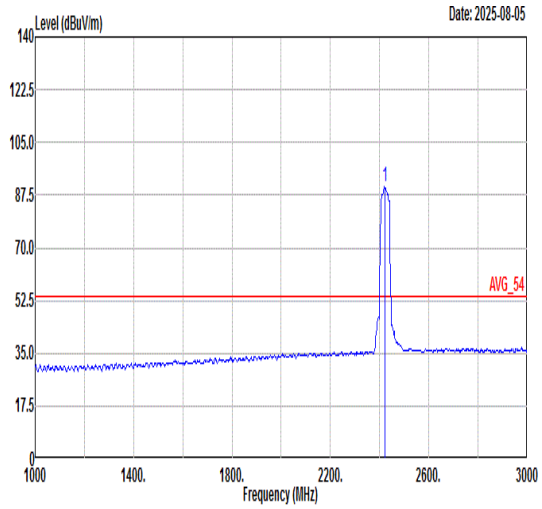 Freq Level Limit Line Margin (dB) Read Level Ant Factor Cable Loss Preamp Factor APos TPos Remark MHz dBuV/m dBuV/m dBuV dB/m dB dB cm deg 1 2422.00 90.13 ------ ------ 86.40 32.47 5.39 34.13 217 169 AVERAGE

Mode	14	
	Band Edge - R	
	2400-2483.5_802.11n HT40_CH03_2422MHz	
ANT	22	
Pol.	Horizontal	Fundamental
Peak	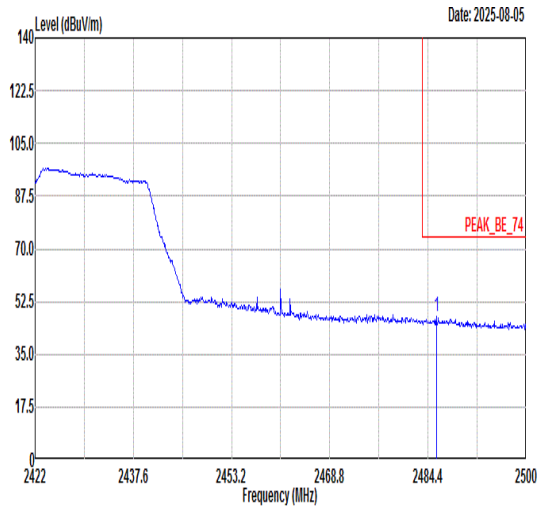 Freq Level Limit Line Margin (dB) Read Level Ant Factor Cable Loss Preamp Factor APos TPos Remark MHz dBuV/m dBuV/m dBuV dB/m dB dB cm deg 1 2485.73 47.44 74.00 -26.56 43.03 32.58 5.94 34.11 217 169 PEAK	Blank
Avg	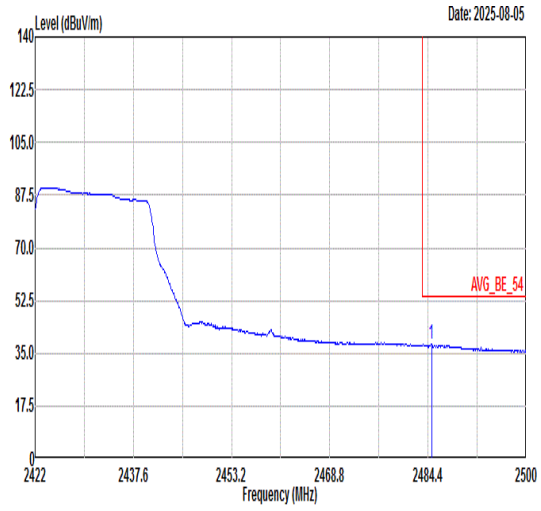 Freq Level Limit Line Margin (dB) Read Level Ant Factor Cable Loss Preamp Factor APos TPos Remark MHz dBuV/m dBuV/m dBuV dB/m dB dB cm deg 1 2484.95 37.97 54.00 -16.03 33.56 32.58 5.94 34.11 217 169 AVERAGE	Blank

Mode	14	
	Band Edge - L	
	Co-location 2400-2483.5_802.11n HT40_CH03_2422MHzLLTE B13Link	
ANT	22	
Pol.	Vertical	Fundamental
Peak	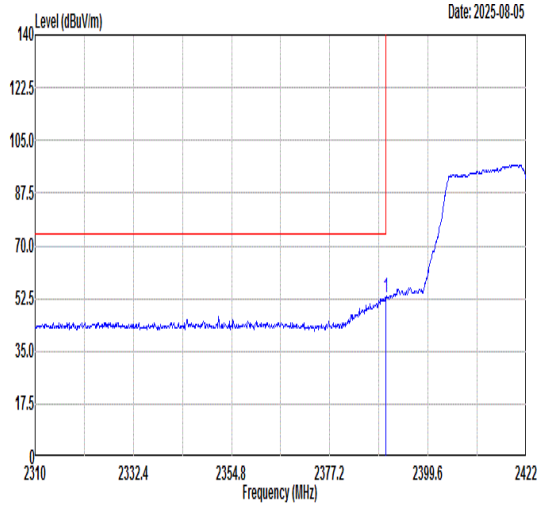 Freq Level Limit Line Margin (dB) Read Level Ant Factor Cable Loss Preamp Factor APos TPos Remark MHz dBuV/m dBuV/m dBuV dB/m dB dB cm deg 1 2389.97 53.06 74.00 -20.94 49.42 32.42 5.36 34.14 400 201 PEAK	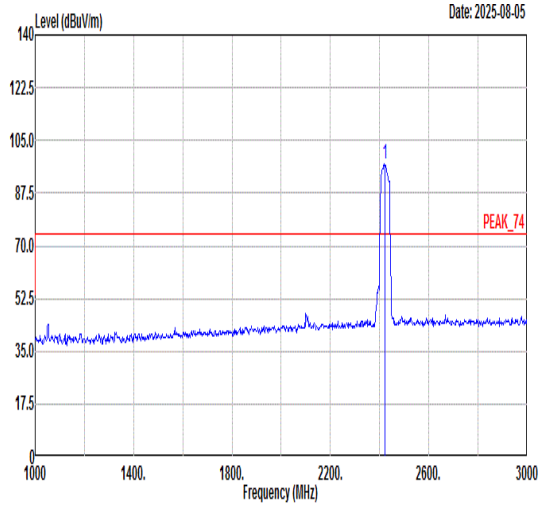 Freq Level Limit Line Margin (dB) Read Level Ant Factor Cable Loss Preamp Factor APos TPos Remark MHz dBuV/m dBuV/m dBuV dB/m dB dB cm deg 1 2422.00 96.96 ------ ------ 93.23 32.47 5.39 34.13 400 201 PEAK
Avg	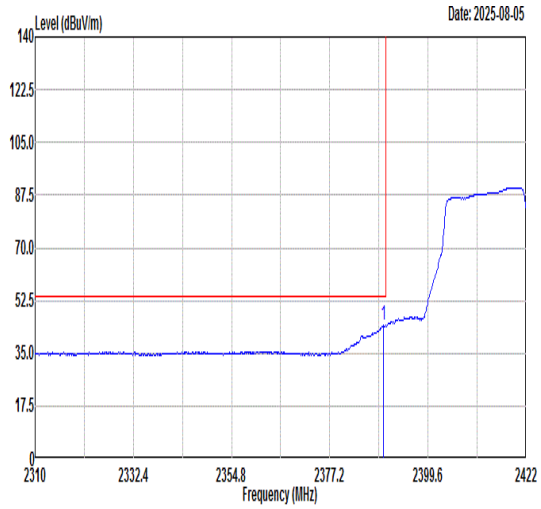 Freq Level Limit Line Margin (dB) Read Level Ant Factor Cable Loss Preamp Factor APos TPos Remark MHz dBuV/m dBuV/m dBuV dB/m dB dB cm deg 1 2389.52 44.29 54.00 -9.71 40.65 32.42 5.36 34.14 400 201 AVERAGE	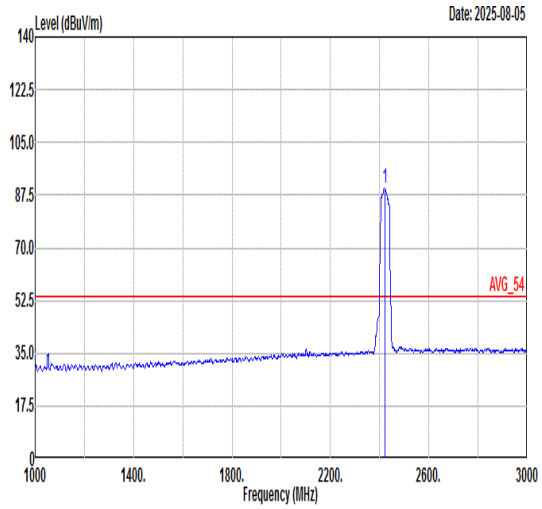 Freq Level Limit Line Margin (dB) Read Level Ant Factor Cable Loss Preamp Factor APos TPos Remark MHz dBuV/m dBuV/m dBuV dB/m dB dB cm deg 1 2422.00 89.96 ------ ------ 86.23 32.47 5.39 34.13 400 201 AVERAGE

Mode	14	
	Band Edge - R	
	Co-location 2400-2483.5_802.11n HT40_CH03_2422MHzLLTE B13Link	
ANT	22	
Pol.	Vertical	Fundamental
Peak	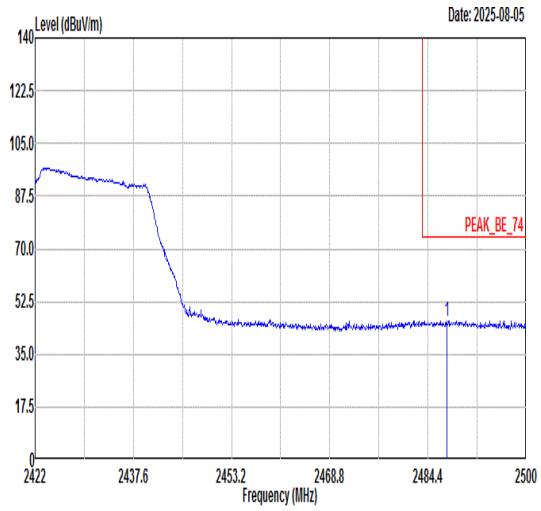 Freq Level Limit Line Margin (dB) Read Level Ant Factor Cable Loss Preamp Factor APos TPos Remark MHz dBuV/m dBuV/m dBuV dB/m dB dB cm deg 1 2487.36 46.17 74.00 -27.83 41.77 32.58 5.93 34.11 400 201 PEAK	Blank
Avg	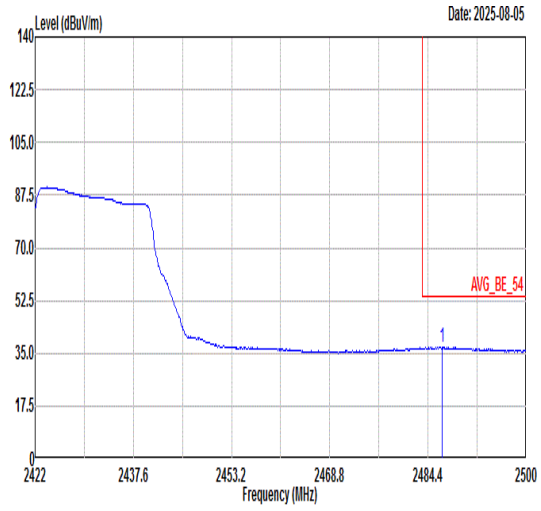 Freq Level Limit Line Margin (dB) Read Level Ant Factor Cable Loss Preamp Factor APos TPos Remark MHz dBuV/m dBuV/m dBuV dB/m dB dB cm deg 1 2486.66 37.10 54.00 -16.90 32.70 32.58 5.93 34.11 400 201 AVERAGE	Blank

Mode	14	
	Harmonic	
	Co-location 2400-2483.5_802.11n HT40_CH03_2422MHzLLTE B13Link	
ANT	22	
Pol.	Horizontal	Vertical
Peak Avg	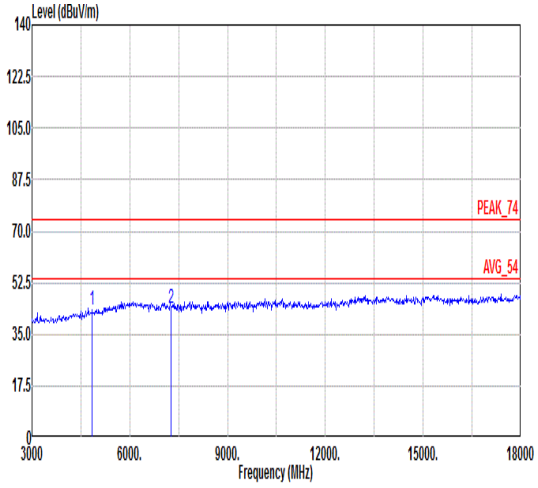 Freq Level Limit Line Margin Read Level Ant Factor Cable Loss Preamp Factor APos TPos Remark MHz dBuV/m dBuV/m dB dBuV dB/m dB dB cm deg 1 4844.00 43.21 74.00 -30.79 64.19 35.04 8.81 64.83 --- --- Peak 2 7266.00 44.05 74.00 -29.95 62.79 36.10 10.18 65.02 --- --- Peak	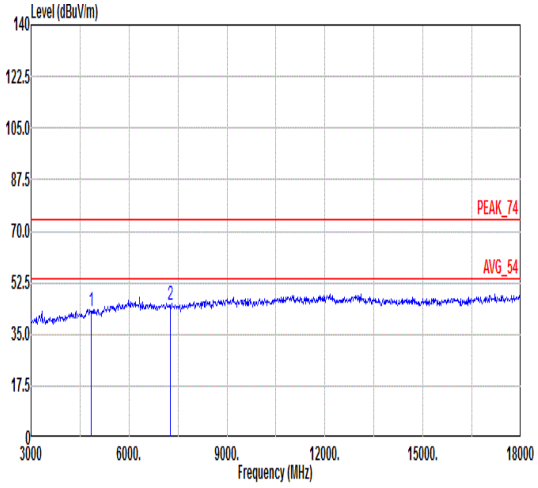 Freq Level Limit Line Margin Read Level Ant Factor Cable Loss Preamp Factor APos TPos Remark MHz dBuV/m dBuV/m dB dBuV dB/m dB dB cm deg 1 4844.00 42.57 74.00 -31.43 63.55 35.04 8.81 64.83 --- --- Peak 2 7266.00 44.68 74.00 -29.32 63.42 36.10 10.18 65.02 --- --- Peak

Mode	15	
	Band Edge	
	2400-2483.5_802.11g_CH02_2417MHz	
ANT	22	
Pol.	Horizontal	Fundamental
Peak	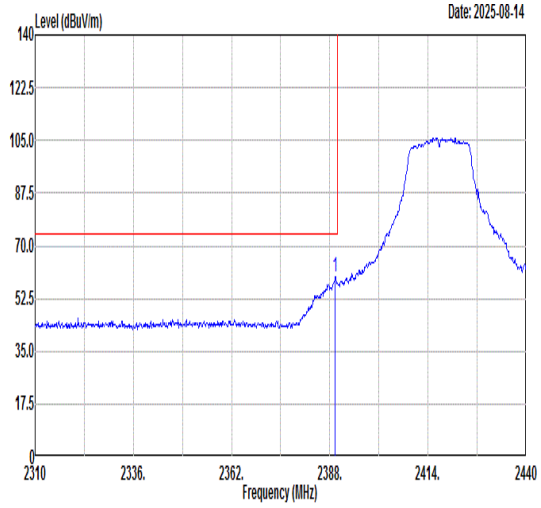 Freq Level Limit Line Margin (dB) Read Level Ant Factor Cable Loss Preamp Factor APos TPos Remark MHz dBuV/m dBuV/m dBuV dB/m dB dB cm deg 1 2389.43 59.55 74.00 -14.45 55.91 32.42 5.36 34.14 105 127 PEAK	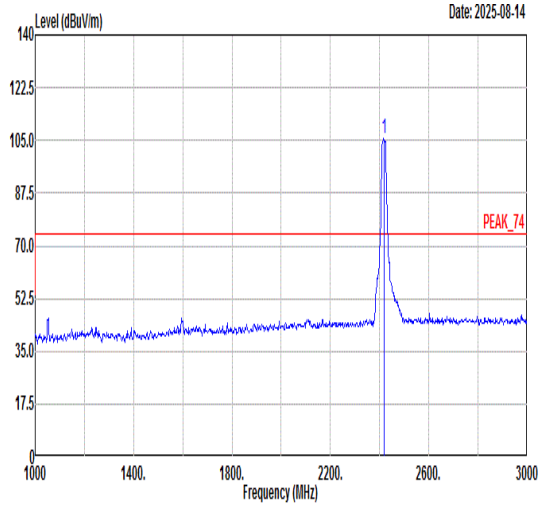 Freq Level Limit Line Margin (dB) Read Level Ant Factor Cable Loss Preamp Factor APos TPos Remark MHz dBuV/m dBuV/m dBuV dB/m dB dB cm deg 1 2417.00 105.82 ------ ------ 102.10 32.47 5.38 34.13 105 127 PEAK
Avg	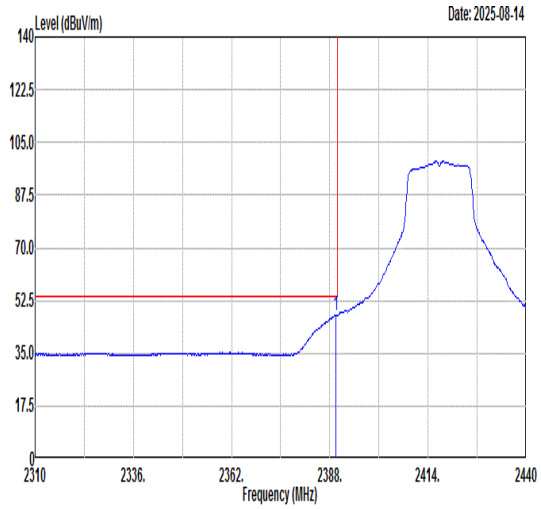 Freq Level Limit Line Margin (dB) Read Level Ant Factor Cable Loss Preamp Factor APos TPos Remark MHz dBuV/m dBuV/m dBuV dB/m dB dB cm deg 1 2389.56 47.62 54.00 -6.38 43.98 32.42 5.36 34.14 105 127 AVERAGE	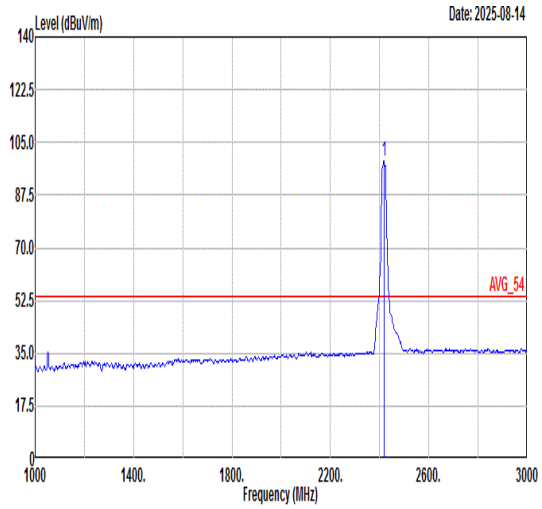 Freq Level Limit Line Margin (dB) Read Level Ant Factor Cable Loss Preamp Factor APos TPos Remark MHz dBuV/m dBuV/m dBuV dB/m dB dB cm deg 1 2417.00 98.61 ------ ------ 94.89 32.47 5.38 34.13 105 127 AVERAGE

Mode	15	
	Band Edge	
	2400-2483.5_802.11g_CH02_2417MHz	
ANT	22	
Pol.	Vertical	Fundamental
Peak	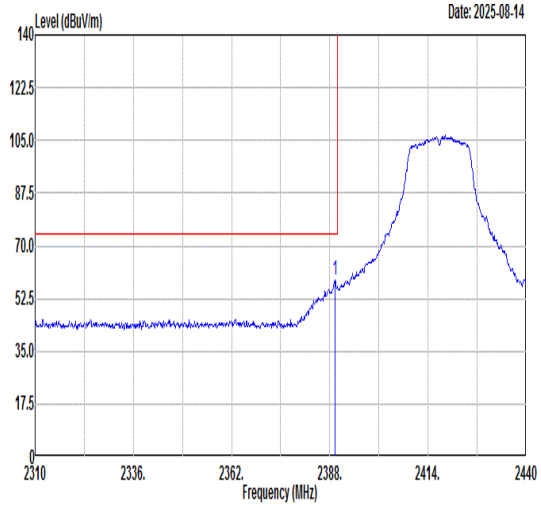 Freq Level Limit Line Margin (dB) Read Level Ant Factor Cable Loss Preamp Factor APos TPos Remark 1 2389.30 58.48 74.00 -15.52 54.84 32.42 5.36 34.14 358 231 PEAK	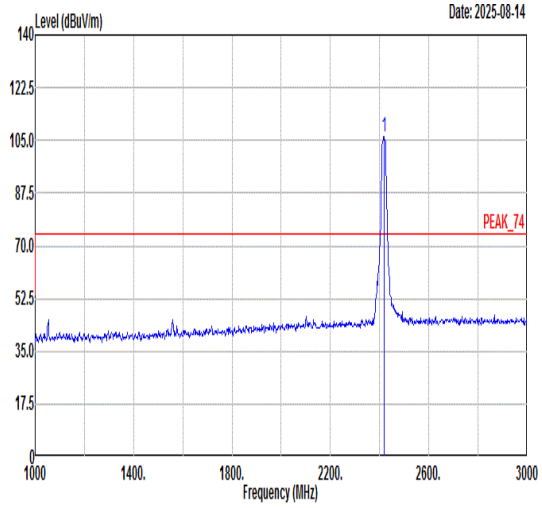 Freq Level Limit Line Margin (dB) Read Level Ant Factor Cable Loss Preamp Factor APos TPos Remark 1 2417.00 106.43 ------ ------ 102.70 32.47 5.39 34.13 358 231 PEAK
Avg	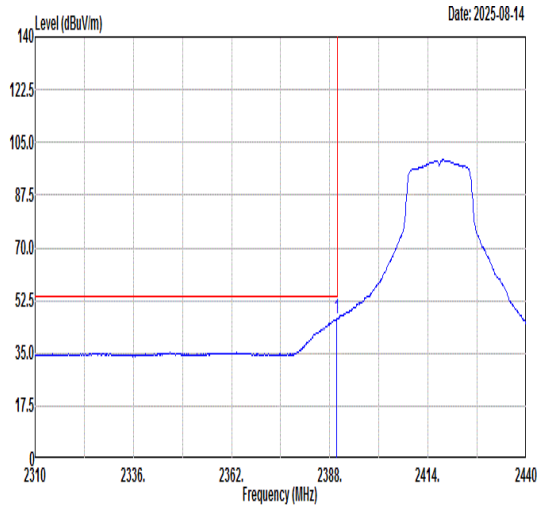 Freq Level Limit Line Margin (dB) Read Level Ant Factor Cable Loss Preamp Factor APos TPos Remark 1 2389.82 46.36 54.00 -7.64 42.72 32.42 5.36 34.14 358 231 AVERAGE	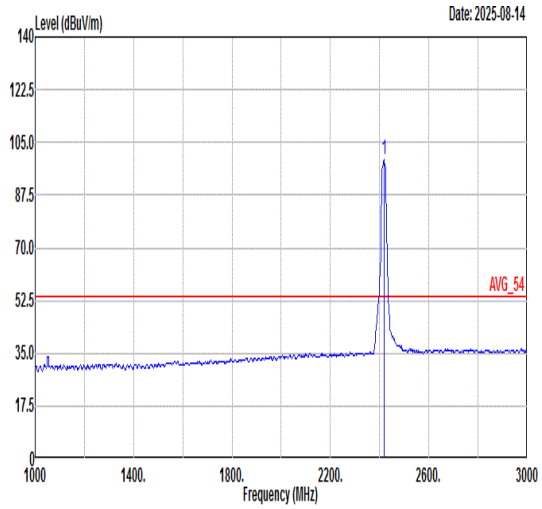 Freq Level Limit Line Margin (dB) Read Level Ant Factor Cable Loss Preamp Factor APos TPos Remark 1 2417.00 99.11 ------ ------ 95.38 32.47 5.39 34.13 358 231 AVERAGE

Mode	16	
	Band Edge - L	
	2400-2483.5_802.11n HT40_CH04_2427MHz	
ANT	22	
Pol.	Horizontal	Fundamental
Peak	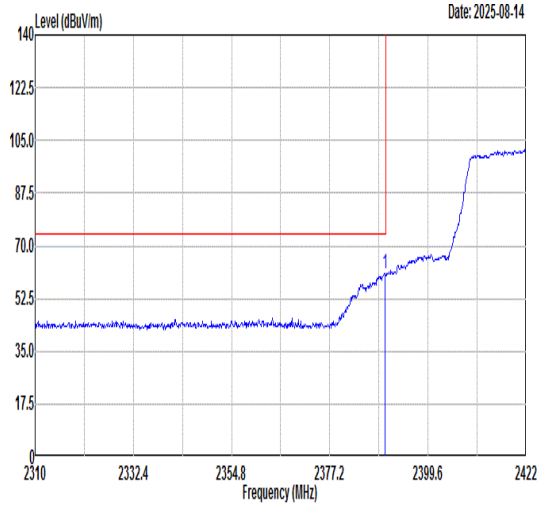 Freq Level Limit Line Margin (dB) Read Level Ant Factor Cable Loss Preamp Factor APos TPos Remark MHz dBuV/m dBuV/m dBuV dB/m dB dB cm deg 1 2389.74 60.66 74.00 -13.34 57.02 32.42 5.36 34.14 354 263 PEAK	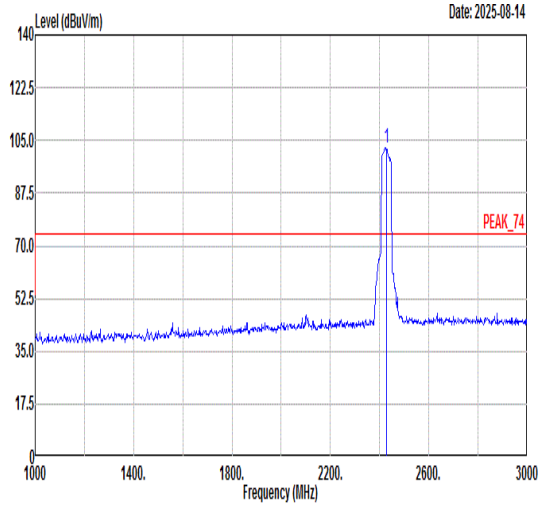 Freq Level Limit Line Margin (dB) Read Level Ant Factor Cable Loss Preamp Factor APos TPos Remark MHz dBuV/m dBuV/m dBuV dB/m dB dB cm deg 1 2427.00 102.40 ------ ------ 98.66 32.48 5.39 34.13 354 263 PEAK
Avg	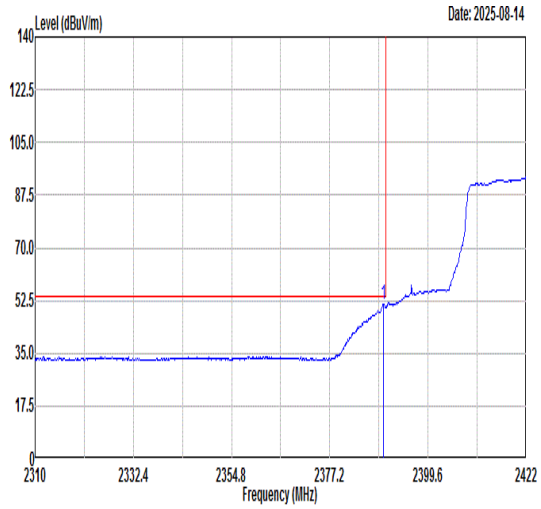 Freq Level Limit Line Margin (dB) Read Level Ant Factor Cable Loss Preamp Factor APos TPos Remark MHz dBuV/m dBuV/m dBuV dB/m dB dB cm deg 1 2389.41 51.45 54.00 -2.55 47.81 32.42 5.36 34.14 354 263 AVERAGE	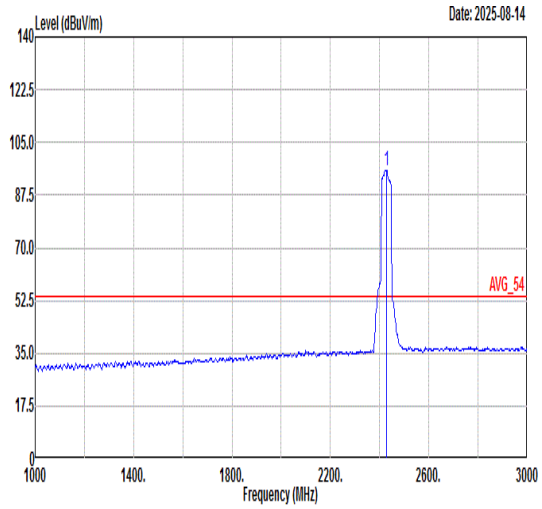 Freq Level Limit Line Margin (dB) Read Level Ant Factor Cable Loss Preamp Factor APos TPos Remark MHz dBuV/m dBuV/m dBuV dB/m dB dB cm deg 1 2427.00 95.73 ------ ------ 91.99 32.48 5.39 34.13 354 263 AVERAGE

Mode	16	
	Band Edge - R	
	2400-2483.5_802.11n HT40_CH04_2427MHz	
ANT	22	
Pol.	Horizontal	Fundamental
Peak	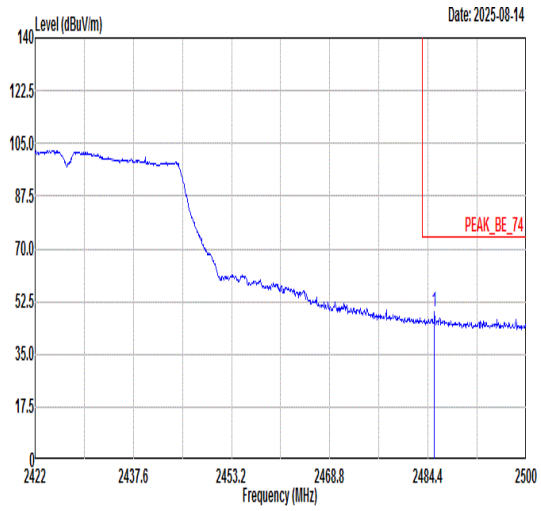 Freq Level Limit Line Margin (dB) Read Level Ant Factor Cable Loss Preamp Factor APos TPos Remark MHz dBuV/m dBuV/m dBuV dB/m dB dB cm deg 1 2485.41 49.14 74.00 -24.86 44.73 32.58 5.94 34.11 354 263 PEAK	Blank
Avg	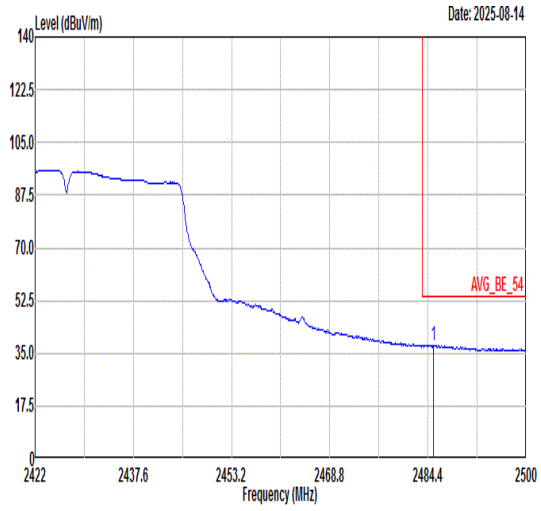 Freq Level Limit Line Margin (dB) Read Level Ant Factor Cable Loss Preamp Factor APos TPos Remark MHz dBuV/m dBuV/m dBuV dB/m dB dB cm deg 1 2485.26 37.69 54.00 -16.31 33.28 32.58 5.94 34.11 354 263 AVERAGE	Blank

Mode	16	
	Band Edge - L	
	2400-2483.5_802.11n HT40_CH04_2427MHz	
ANT	22	
Pol.	Vertical	Fundamental
Peak	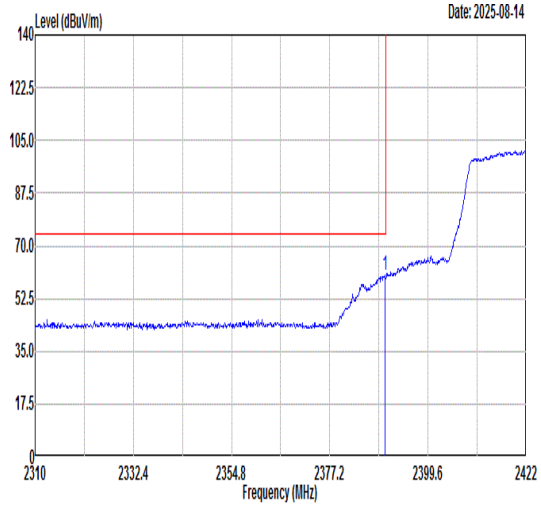 Freq Level Limit Line Margin (dB) Read Level Ant Factor Cable Loss Preamp Factor APos TPos Remark MHz dBuV/m dBuV/m dBuV dB/m dB dB cm deg 1 2389.74 60.35 74.00 -13.65 56.71 32.42 5.36 34.14 358 237 PEAK	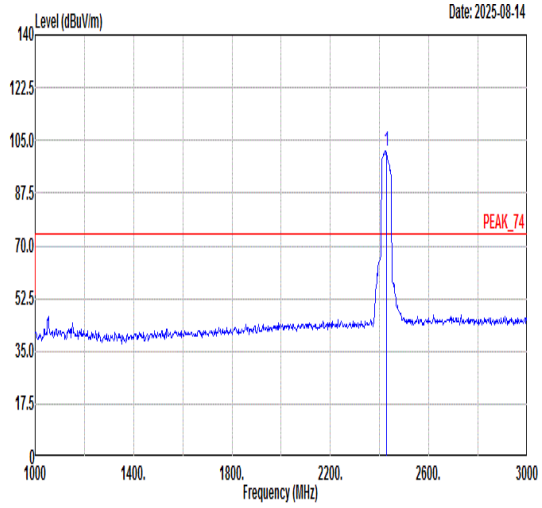 Freq Level Limit Line Margin (dB) Read Level Ant Factor Cable Loss Preamp Factor APos TPos Remark MHz dBuV/m dBuV/m dBuV dB/m dB dB cm deg 1 2427.00 101.45 ------ ------ 97.71 32.48 5.39 34.13 358 237 PEAK
Avg	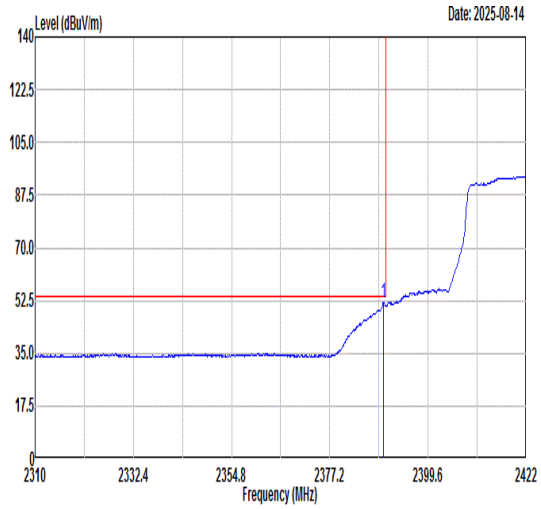 Freq Level Limit Line Margin (dB) Read Level Ant Factor Cable Loss Preamp Factor APos TPos Remark MHz dBuV/m dBuV/m dBuV dB/m dB dB cm deg 1 2389.41 51.80 54.00 -2.20 48.16 32.42 5.36 34.14 358 237 AVERAGE	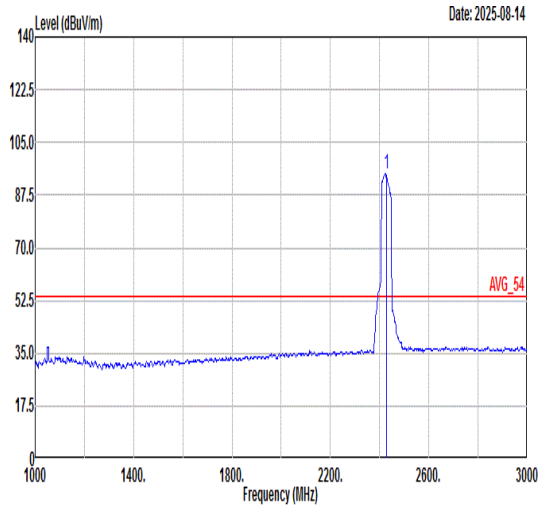 Freq Level Limit Line Margin (dB) Read Level Ant Factor Cable Loss Preamp Factor APos TPos Remark MHz dBuV/m dBuV/m dBuV dB/m dB dB cm deg 1 2427.00 94.59 ------ ------ 90.85 32.48 5.39 34.13 358 237 AVERAGE

Mode	16	
	Band Edge - R	
	2400-2483.5_802.11n HT40_CH04_2427MHz	
ANT	22	
Pol.	Vertical	Fundamental
Peak	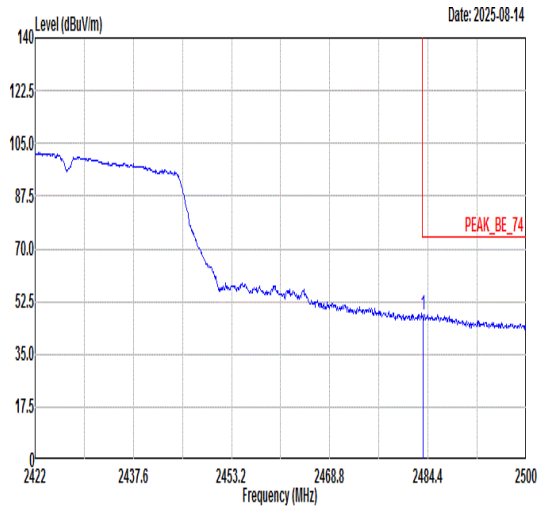 Freq Level Limit Line Margin (dB) Read Level Ant Factor Cable Loss Preamp Factor APos TPos Remark MHz dBuV/m dBuV/m dBuV dB/m dB dB cm deg 1 2483.62 48.32 74.00 -25.68 43.91 32.57 5.95 34.11 358 237 PEAK	Blank
Avg	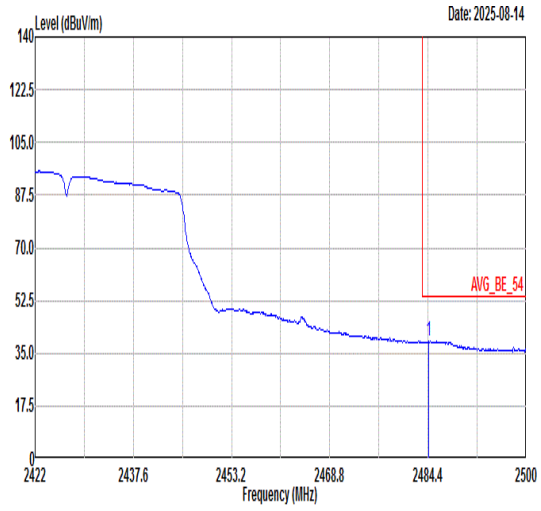 Freq Level Limit Line Margin (dB) Read Level Ant Factor Cable Loss Preamp Factor APos TPos Remark MHz dBuV/m dBuV/m dBuV dB/m dB dB cm deg 1 2484.56 38.94 54.00 -15.06 34.53 32.58 5.94 34.11 358 237 AVERAGE	Blank

Mode	17	
	Band Edge - L	
	2400-2483.5_802.11n HT40_CH08_2447MHz	
ANT	22	
Pol.	Horizontal	Fundamental
Peak	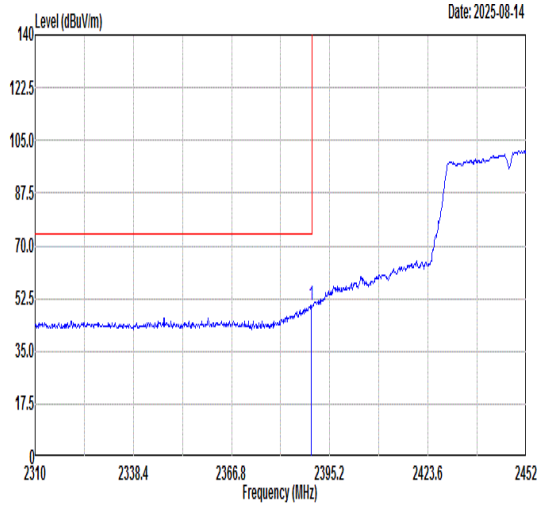 Freq Level Limit Line Margin (dB) Read Level Ant Factor Cable Loss Preamp Factor APos TPos Remark 1 2389.80 50.18 74.00 -23.82 46.54 32.42 5.36 34.14 149 217 PEAK	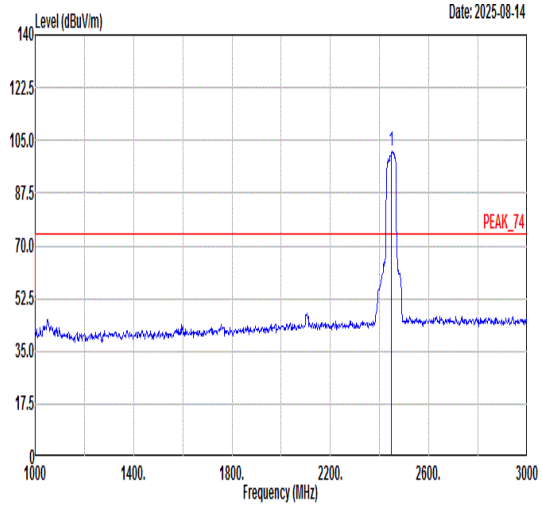 Freq Level Limit Line Margin (dB) Read Level Ant Factor Cable Loss Preamp Factor APos TPos Remark 1 2447.00 101.33 ------ ------ 97.39 32.52 5.54 34.12 149 217 PEAK
Avg	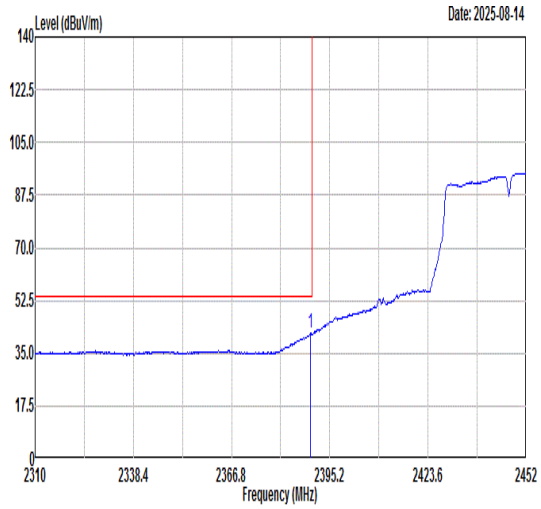 Freq Level Limit Line Margin (dB) Read Level Ant Factor Cable Loss Preamp Factor APos TPos Remark 1 2389.66 41.59 54.00 -12.41 37.95 32.42 5.36 34.14 149 217 AVERAGE	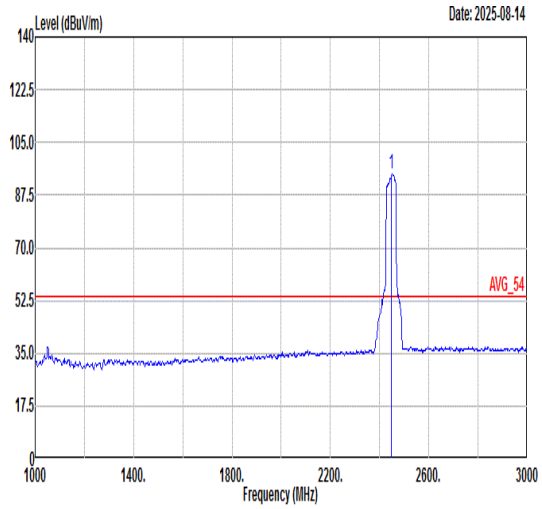 Freq Level Limit Line Margin (dB) Read Level Ant Factor Cable Loss Preamp Factor APos TPos Remark 1 2447.00 94.66 ------ ------ 90.72 32.52 5.54 34.12 149 217 AVERAGE

Mode	17	
	Band Edge - R	
	2400-2483.5_802.11n HT40_CH08_2447MHz	
ANT	22	
Pol.	Horizontal	Fundamental
Peak	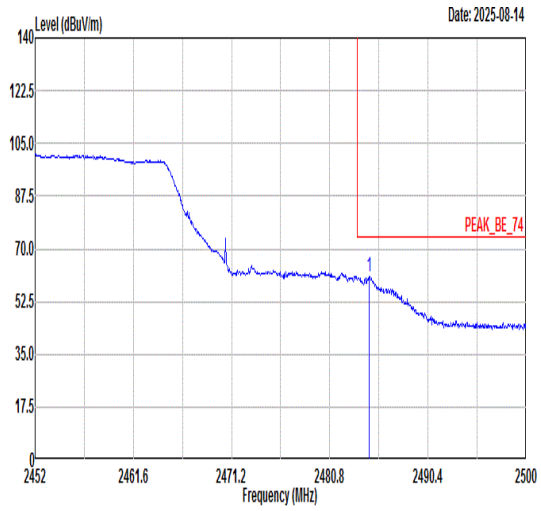 Freq Level Limit Line Margin (dB) Read Level Ant Factor Cable Loss Preamp Factor APos TPos Remark MHz dBuV/m dBuV/m dBuV dB/m dB dB cm deg 1 2484.64 60.61 74.00 -13.39 56.20 32.58 5.94 34.11 149 217 PEAK	Blank
Avg	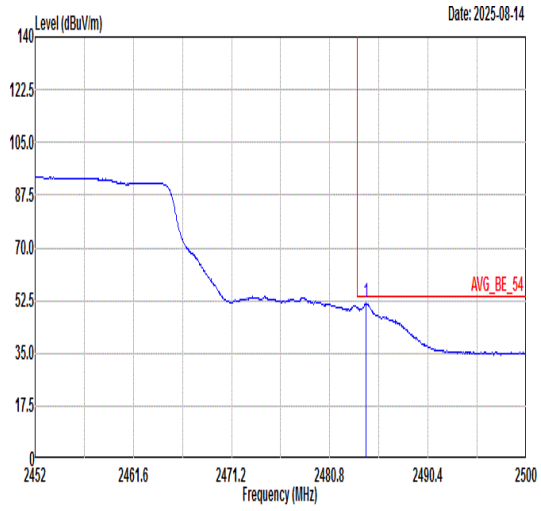 Freq Level Limit Line Margin (dB) Read Level Ant Factor Cable Loss Preamp Factor APos TPos Remark MHz dBuV/m dBuV/m dBuV dB/m dB dB cm deg 1 2484.35 51.56 54.00 -2.44 47.16 32.57 5.94 34.11 149 217 AVERAGE	Blank

Mode	17	
	Band Edge - L	
	2400-2483.5_802.11n HT40_CH08_2447MHz	
ANT	22	
Pol.	Vertical	Fundamental
Peak	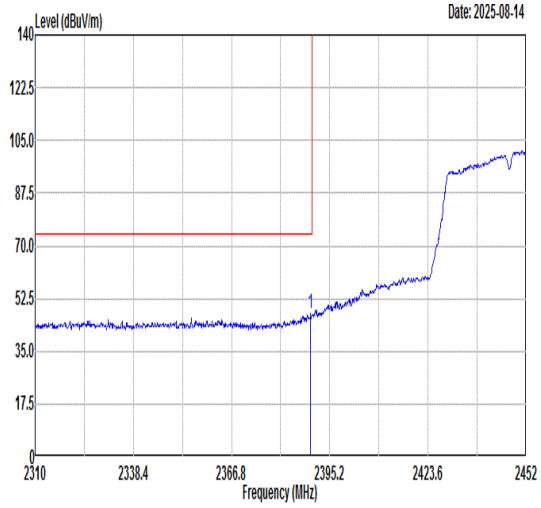 Freq Level Limit Line Margin (dB) Read Level Ant Factor Cable Loss Preamp Factor APos TPos Remark 1 2389.66 47.64 74.00 -26.36 44.00 32.42 5.36 34.14 380 231 PEAK	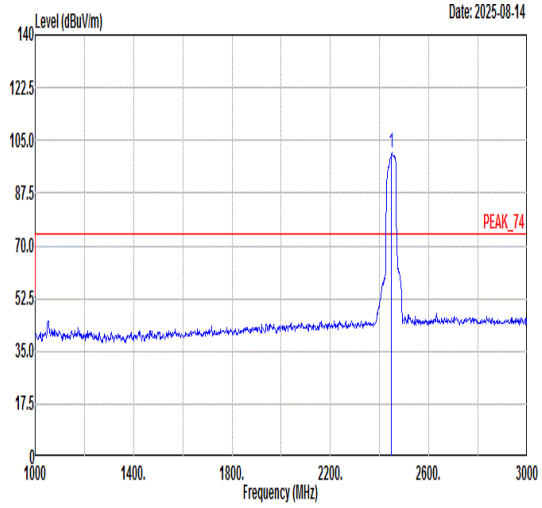 Freq Level Limit Line Margin (dB) Read Level Ant Factor Cable Loss Preamp Factor APos TPos Remark 1 2447.00 100.69 ------ ------ 96.78 32.52 5.51 34.12 380 231 PEAK
Avg	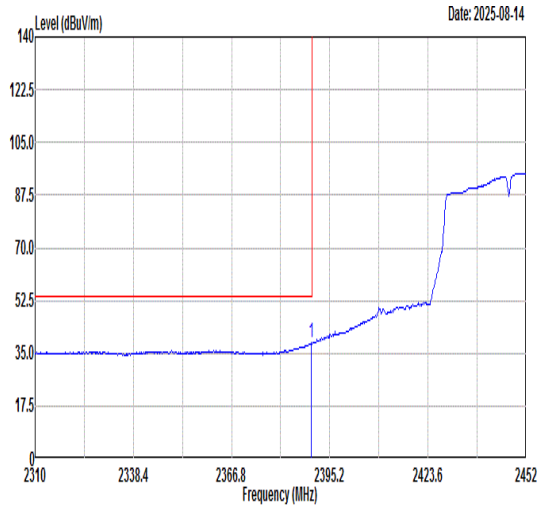 Freq Level Limit Line Margin (dB) Read Level Ant Factor Cable Loss Preamp Factor APos TPos Remark 1 2389.95 38.33 54.00 -15.67 34.69 32.42 5.36 34.14 380 231 AVERAGE	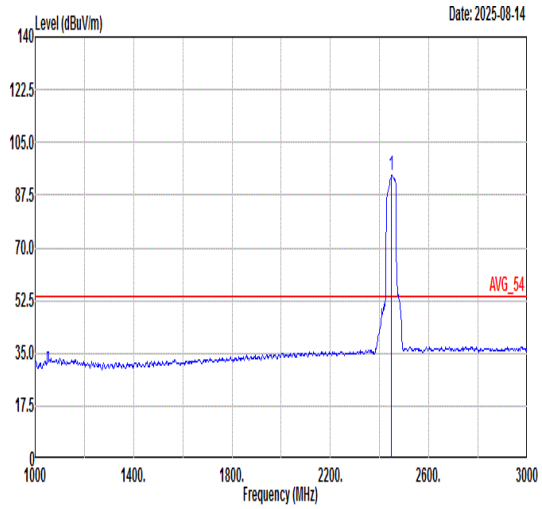 Freq Level Limit Line Margin (dB) Read Level Ant Factor Cable Loss Preamp Factor APos TPos Remark 1 2447.00 94.22 ------ ------ 90.31 32.52 5.51 34.12 380 231 AVERAGE

Mode	17	
	Band Edge - R	
	2400-2483.5_802.11n HT40_CH08_2447MHz	
ANT	22	
Pol.	Vertical	Fundamental
Peak	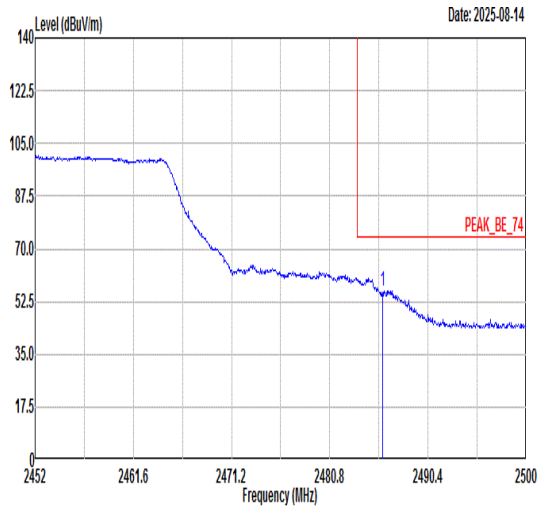 Freq Level Limit Line Margin (dB) Read Level Ant Factor Cable Loss Preamp Factor APos TPos Remark MHz dBuV/m dBuV/m dBuV dB/m dB dB cm deg 1 2485.98 56.07 74.00 -17.93 51.66 32.58 5.94 34.11 380 231 PEAK	Blank
Avg	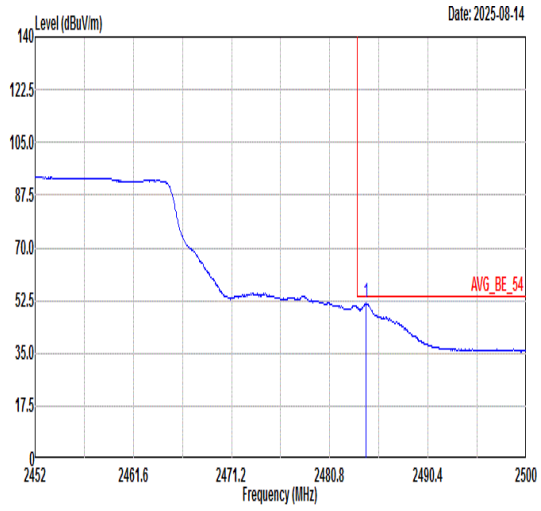 Freq Level Limit Line Margin (dB) Read Level Ant Factor Cable Loss Preamp Factor APos TPos Remark MHz dBuV/m dBuV/m dBuV dB/m dB dB cm deg 1 2484.35 51.53 54.00 -2.47 47.13 32.57 5.94 34.11 380 231 AVERAGE	Blank

Appendix D. Duty Cycle Plots

Band	Duty Cycle(%)	T(ms)	1/T(kHz)	VBW Setting
802.11b	98.65	-	-	10Hz
802.11g	98.10	-	-	10Hz
802.11n HT20	97.96	1.92	0.521	1KHz
802.11n HT40	94.00	0.94	1.064	3KHz

802.11b

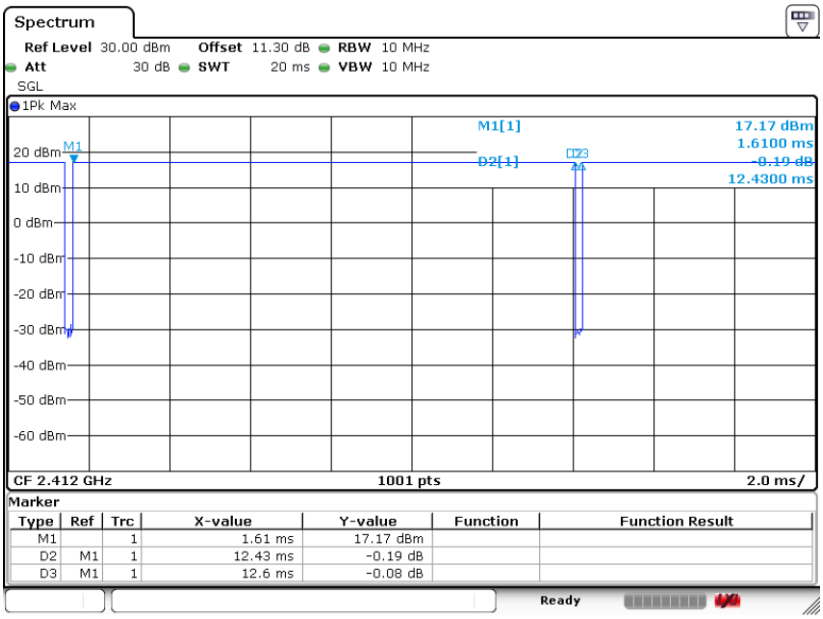

802.11g

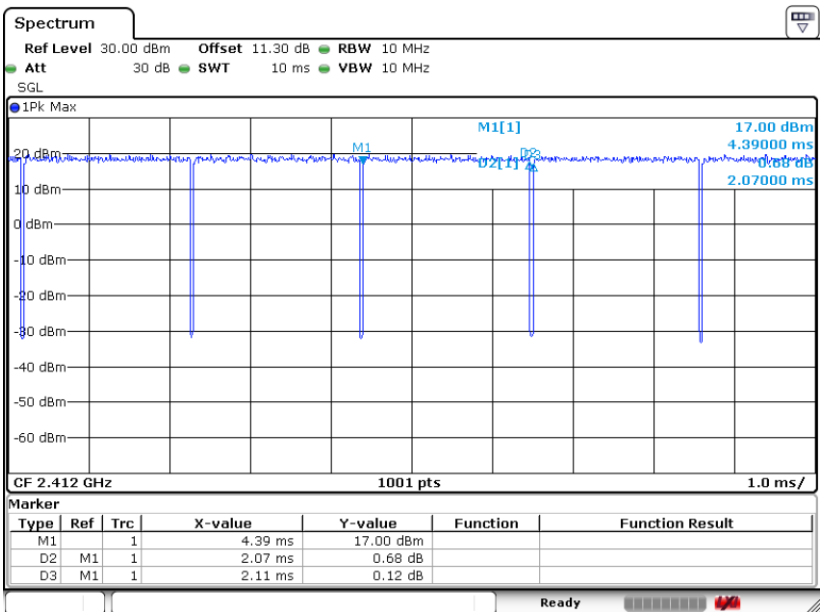

802.11n HT20

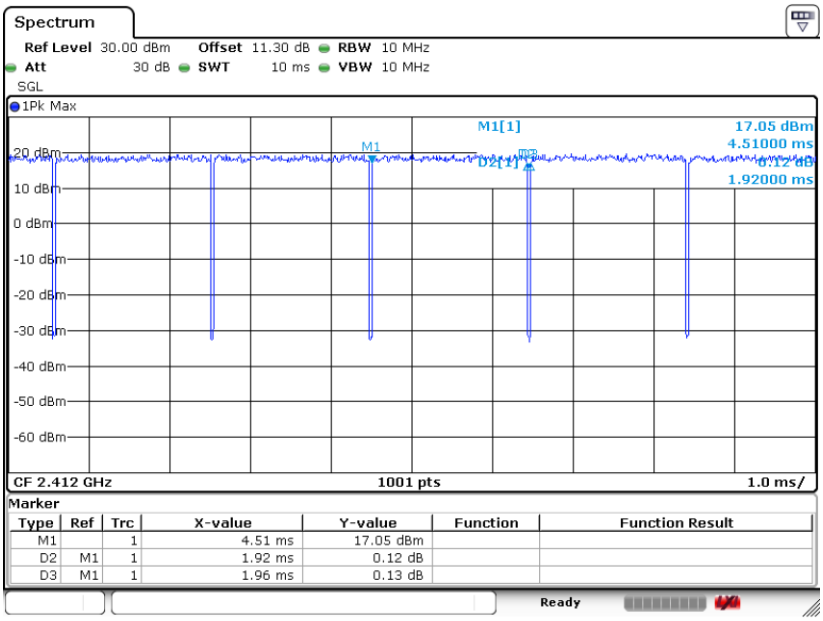

802.11n HT40

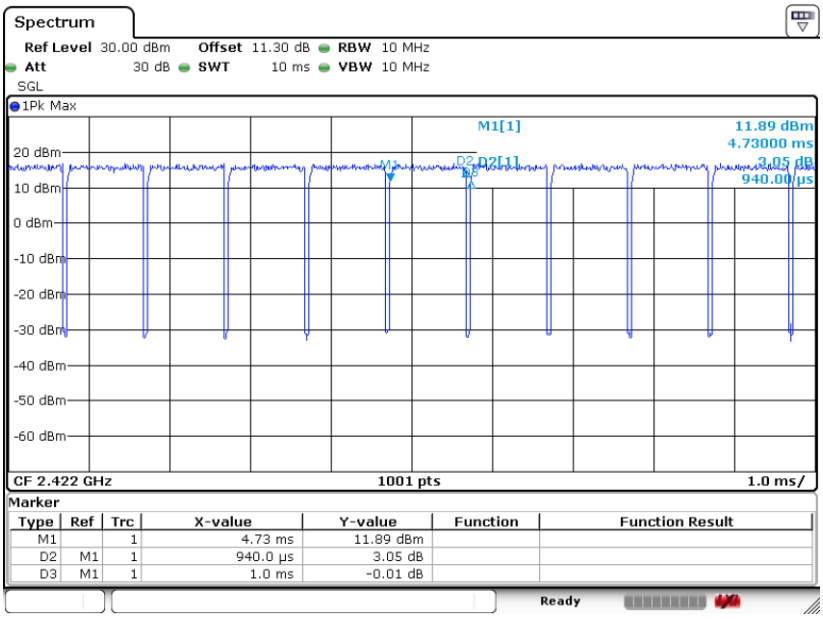
Spectrum
Ref Level 30.00 dBm Offset 11.30 dB RBW 10 MHz
Att 30 dB SWT 10 ms VBW 10 MHz
SGL
1Pk Max
M1[1] 11.89 dBm
4.73000 ms
D2 D2[1] 3.05 dB
940.00 µs
20 dBm
10 dBm
0 dBm
-10 dBm
-20 dBm
-30 dBm
-40 dBm
-50 dBm
-60 dBm
CF 2.422 GHz
1001 pts
1.0 ms/
Marker
Type Ref Trc X-value Y-value Function Function Result
M1 1 4.73 ms 11.89 dBm
D2 M1 1 940.0 µs 3.05 dB
D3 M1 1 1.0 ms -0.01 dB
Ready