Mode	27	
	Band Edge - L	
	U-NII-2C_5.47-5.725_802.11ac VHT80_CH106_5530MHz	
ANT	22	
Pol.	Vertical	Fundamental
Peak	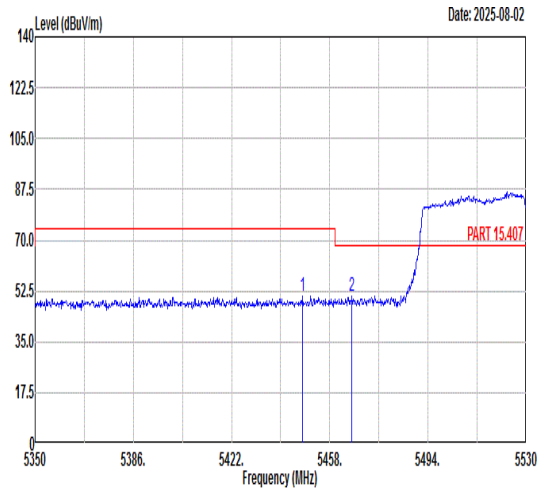 Freq Level Limit Line Margin (dB) Read Level Ant Factor Cable Loss Preamp Factor APos TPos Remark MHz dBuV/m dBuV/m dBuV dB/m dB dB cm deg 1 5447.92 50.65 74.00 -23.35 38.91 35.47 9.68 33.41 367 245 PEAK 2 5466.10 50.79 68.30 -17.51 39.03 35.48 9.69 33.41 367 245 PEAK	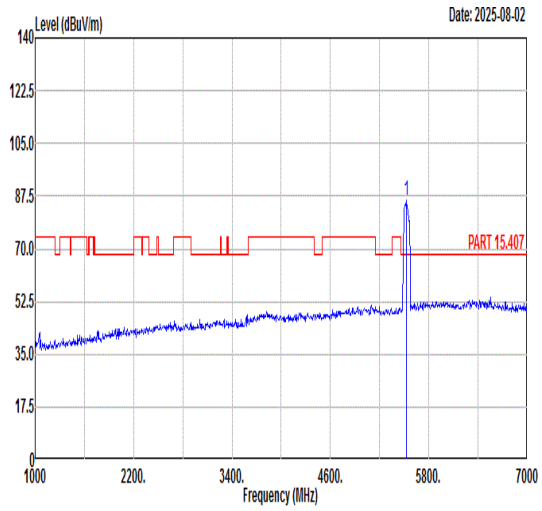 Freq Level Limit Line Margin (dB) Read Level Ant Factor Cable Loss Preamp Factor APos TPos Remark MHz dBuV/m dBuV/m dBuV dB/m dB dB cm deg 1 5530.00 86.19 ------ ------ 74.34 35.53 9.72 33.40 367 245 PEAK
Avg	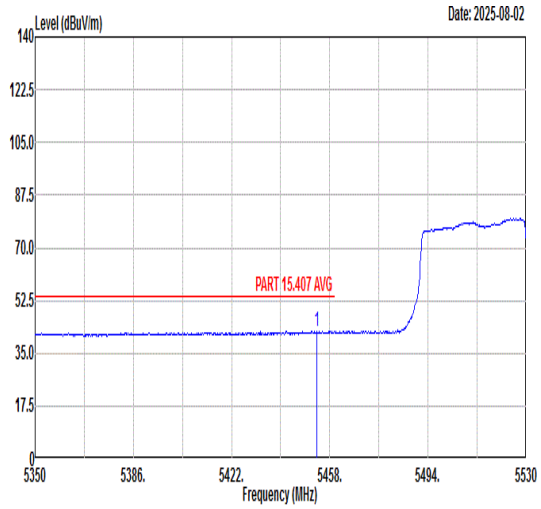 Freq Level Limit Line Margin (dB) Read Level Ant Factor Cable Loss Preamp Factor APos TPos Remark MHz dBuV/m dBuV/m dBuV dB/m dB dB cm deg 1 5453.32 42.21 54.00 -11.79 30.47 35.47 9.68 33.41 367 245 AVERAGE	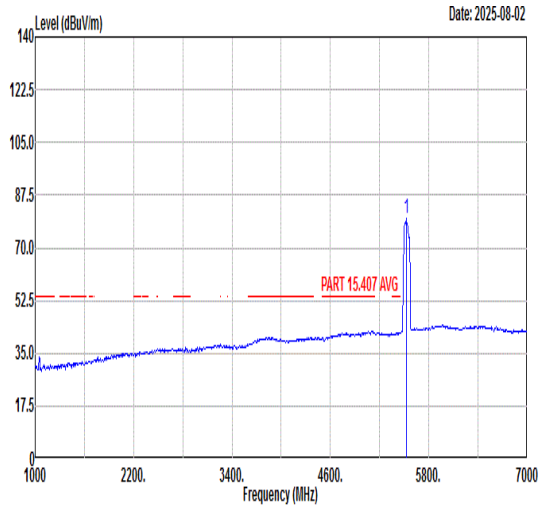 Freq Level Limit Line Margin (dB) Read Level Ant Factor Cable Loss Preamp Factor APos TPos Remark MHz dBuV/m dBuV/m dBuV dB/m dB dB cm deg 1 5530.00 79.56 ------ ------ 67.71 35.53 9.72 33.40 367 245 AVERAGE

Mode	27	
	Band Edge - R	
	U-NII-2C_5.47-5.725_802.11ac VHT80_CH106_5530MHz	
ANT	22	
Pol.	Vertical	Fundamental
Peak	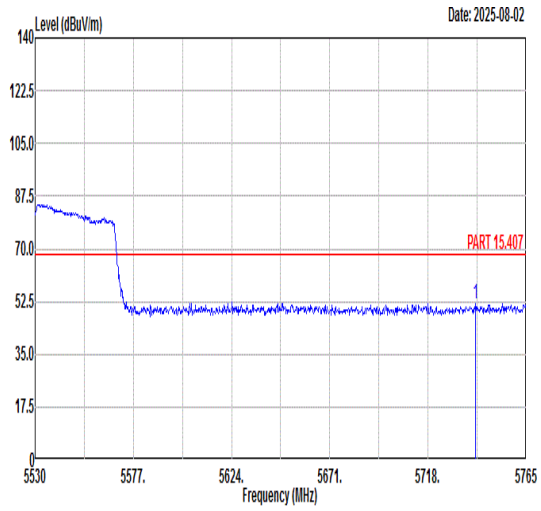 Freq Level Limit Line Margin (dB) Read Level Ant Factor Cable Loss Preamp Factor APos TPos Remark MHz dBuV/m dBuV/m dBuV dB/m dB dB cm deg 1 5740.56 52.01 68.30 -16.29 39.57 35.84 10.05 33.45 367 245 PEAK	Blank

Mode	28	
	Band Edge - L	
	U-NII-2C_5.47-5.725_802.11ac VHT80_CH122_5610MHz	
ANT	22	
Pol.	Horizontal	Fundamental
Peak	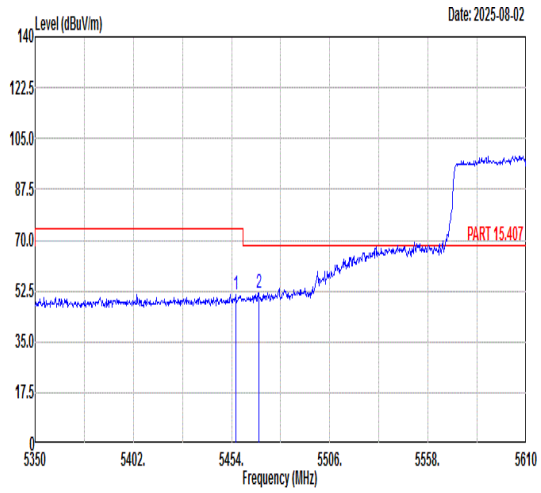 Freq Level Limit Line Margin (dB) Read Level Ant Factor Cable Loss Preamp Factor APos TPos Remark MHz dBuV/m dBuV/m dBuV dB/m dB dB cm deg 1 5456.08 51.09 74.00 -22.91 39.34 35.47 9.69 33.41 100 74 PEAK 2 5468.30 51.78 68.30 -16.52 40.02 35.47 9.69 33.41 100 74 PEAK	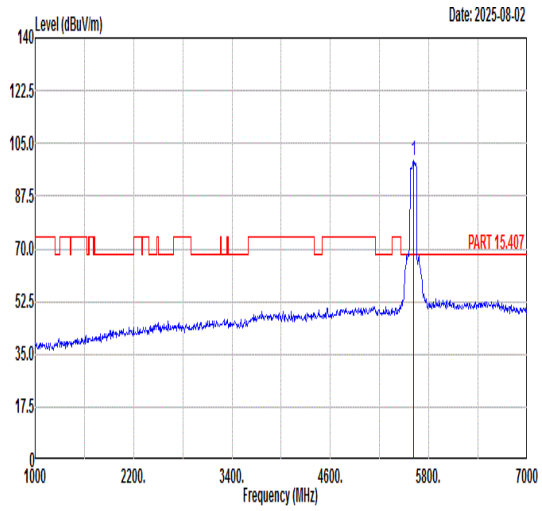 Freq Level Limit Line Margin (dB) Read Level Ant Factor Cable Loss Preamp Factor APos TPos Remark MHz dBuV/m dBuV/m dBuV dB/m dB dB cm deg 1 5610.00 99.48 ------ ------ 87.45 35.66 9.79 33.42 100 74 PEAK
Avg	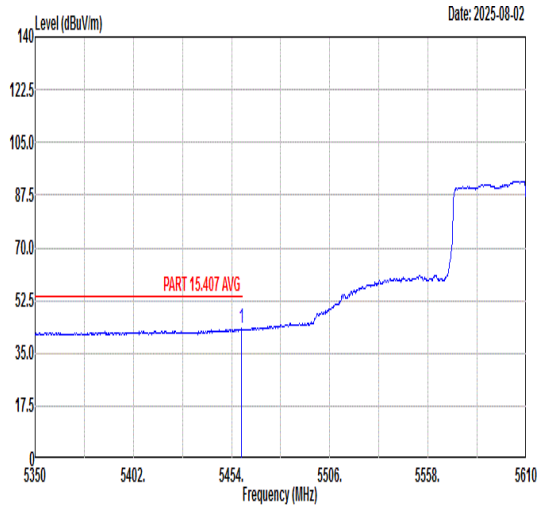 Freq Level Limit Line Margin (dB) Read Level Ant Factor Cable Loss Preamp Factor APos TPos Remark MHz dBuV/m dBuV/m dBuV dB/m dB dB cm deg 1 5459.20 43.13 54.00 -10.87 31.37 35.48 9.69 33.41 100 74 AVERAGE	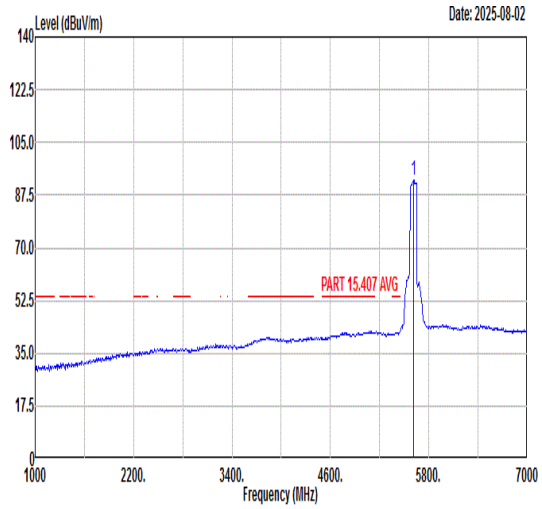 Freq Level Limit Line Margin (dB) Read Level Ant Factor Cable Loss Preamp Factor APos TPos Remark MHz dBuV/m dBuV/m dBuV dB/m dB dB cm deg 1 5610.00 92.61 ------ ------ 80.58 35.66 9.79 33.42 100 74 AVERAGE

Mode	28	
	Band Edge - R	
	U-NII-2C_5.47-5.725_802.11ac VHT80_CH122_5610MHz	
ANT	22	
Pol.	Horizontal	Fundamental
Peak	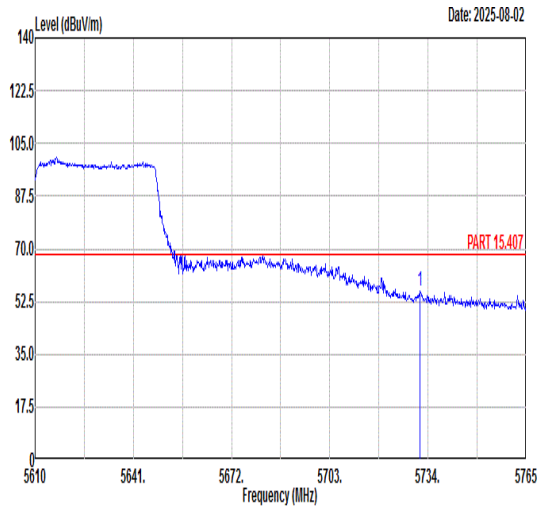 Freq Level Limit Line Margin (dB) Read Level Ant Factor Cable Loss Preamp Factor APos TPos Remark MHz dBuV/m dBuV/m dBuV dB/m dB dB cm deg 1 5731.52 55.88 68.30 -12.42 43.48 35.82 10.03 33.45 100 74 PEAK	Blank

Mode	28	
	Band Edge - L	
	U-NII-2C_5.47-5.725_802.11ac VHT80_CH122_5610MHz	
ANT	22	
Pol.	Vertical	Fundamental
Peak	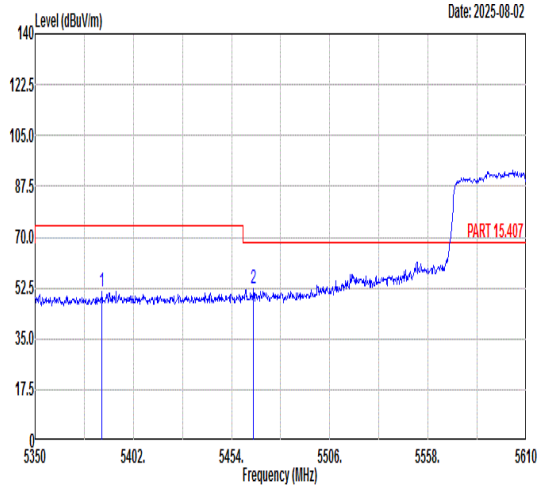 Freq Level Limit Line Margin (dB) Read Level Ant Factor Cable Loss Preamp Factor APos TPos Remark MHz dBuV/m dBuV/m dBuV dB/m dB dB cm deg 1 5385.36 51.14 74.00 -22.86 39.58 35.43 9.55 33.42 377 240 PEAK 2 5465.70 52.14 68.30 -16.16 40.38 35.48 9.69 33.41 377 240 PEAK	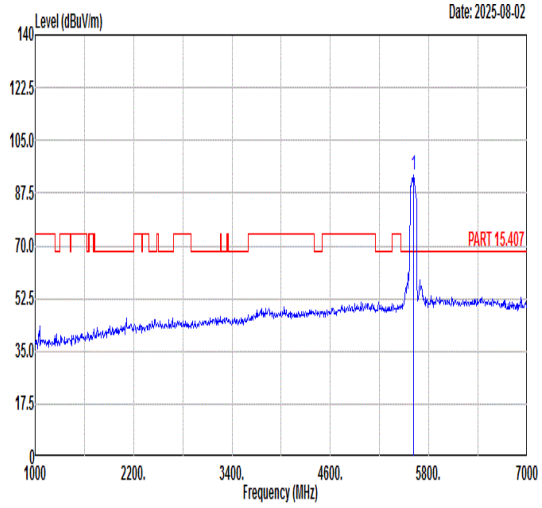 Freq Level Limit Line Margin (dB) Read Level Ant Factor Cable Loss Preamp Factor APos TPos Remark MHz dBuV/m dBuV/m dBuV dB/m dB dB cm deg 1 5610.00 93.35 ------ ------ 81.32 35.66 9.79 33.42 377 240 PEAK
Avg	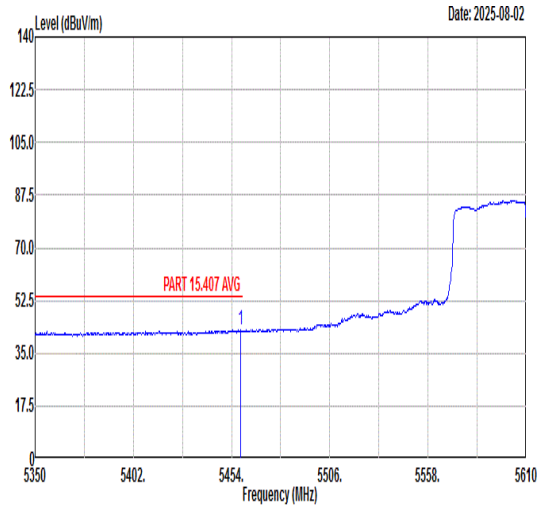 Freq Level Limit Line Margin (dB) Read Level Ant Factor Cable Loss Preamp Factor APos TPos Remark MHz dBuV/m dBuV/m dBuV dB/m dB dB cm deg 1 5458.94 42.67 54.00 -11.33 30.91 35.48 9.69 33.41 377 240 AVERAGE	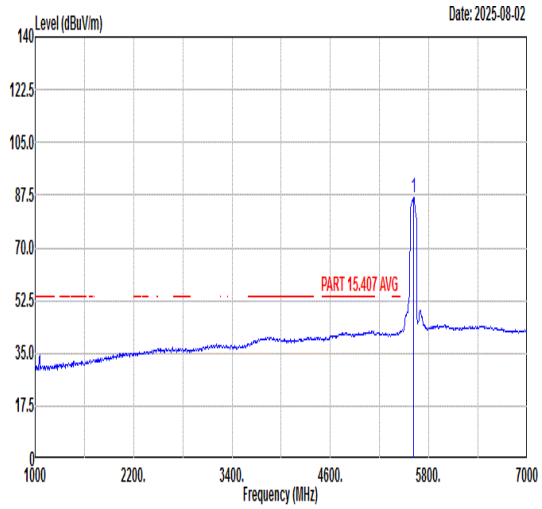 Freq Level Limit Line Margin (dB) Read Level Ant Factor Cable Loss Preamp Factor APos TPos Remark MHz dBuV/m dBuV/m dBuV dB/m dB dB cm deg 1 5610.00 86.81 ------ ------ 74.78 35.66 9.79 33.42 377 240 AVERAGE

Mode	28	
	Band Edge - R	
	U-NII-2C_5.47-5.725_802.11ac VHT80_CH122_5610MHz	
ANT	22	
Pol.	Vertical	Fundamental
Peak	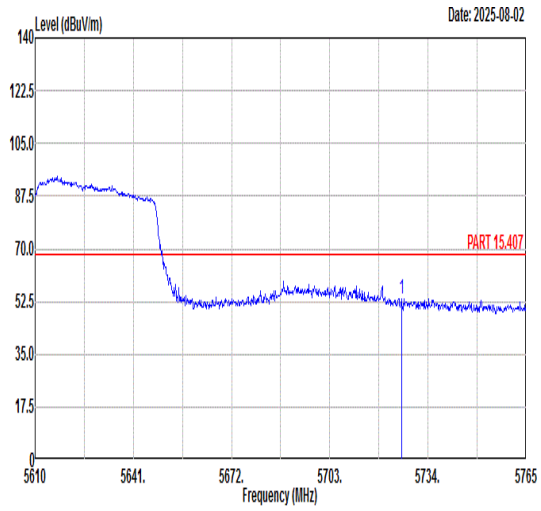 Freq Level Limit Line Margin (dB) Read Level Ant Factor Cable Loss Preamp Factor APos TPos Remark MHz dBuV/m dBuV/m dBuV dB/m dB dB cm deg 1 5725.63 53.30 68.30 -15.00 40.91 35.82 10.02 33.45 377 240 PEAK	Blank

Mode	29	
	Band Edge	
	U-NII-3_5.725-5.85_802.11a_CH149_5745MHz	
ANT	22	
Pol.	Horizontal	Fundamental
Peak	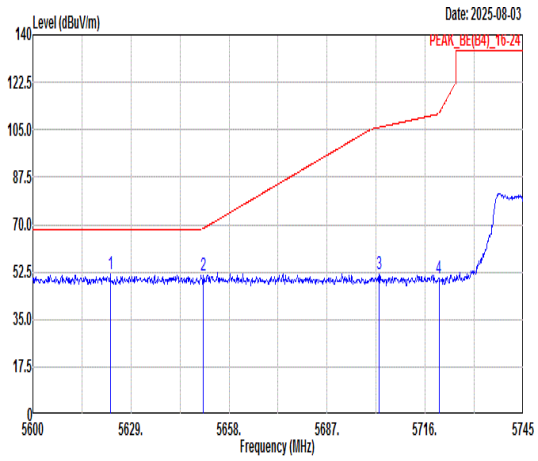 Freq Level Limit Line Margin (dB) Read Level Ant Factor Cable Loss Preamp Factor APos TPos Remark 1 5622.91 51.53 68.30 -16.77 39.48 35.67 9.80 33.42 200 126 PEAK 2 5650.46 50.99 68.64 -17.65 38.85 35.71 9.86 33.43 200 126 PEAK 3 5702.37 51.53 105.86 -54.33 39.22 35.78 9.97 33.44 200 126 PEAK 4 5720.06 50.12 110.94 -60.82 37.74 35.81 10.01 33.44 200 126 PEAK	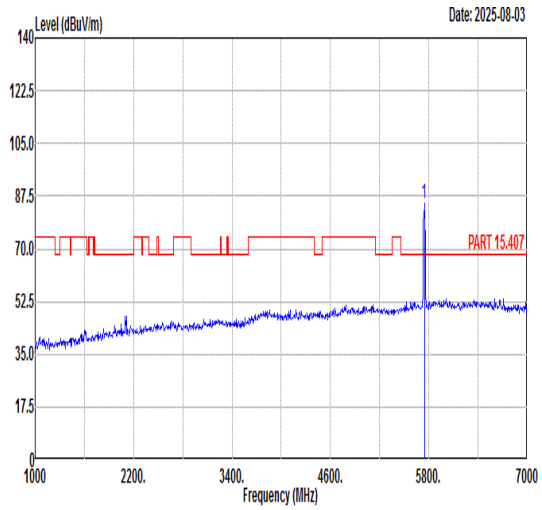 Freq Level Limit Line Margin (dB) Read Level Ant Factor Cable Loss Preamp Factor APos TPos Remark 1 5745.00 85.22 ------ ------ 72.74 35.85 10.08 33.45 200 126 PEAK
Avg	Blank	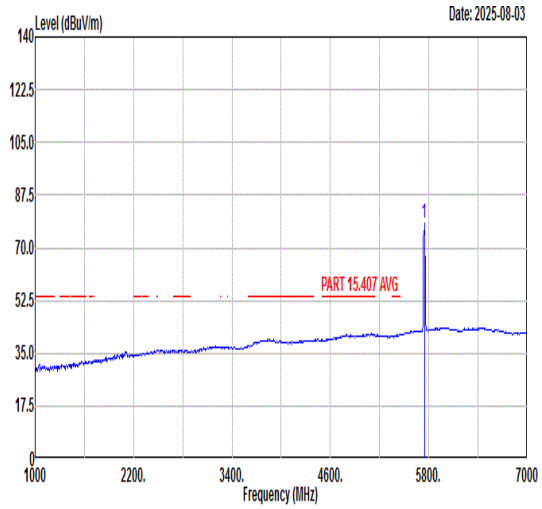 Freq Level Limit Line Margin (dB) Read Level Ant Factor Cable Loss Preamp Factor APos TPos Remark 1 5745.00 77.95 ------ ------ 65.47 35.85 10.08 33.45 200 126 AVERAGE

Mode	29	
	Band Edge	
	U-NII-3_5.725-5.85_802.11a_CH149_5745MHz	
ANT	22	
Pol.	Vertical	Fundamental
Peak	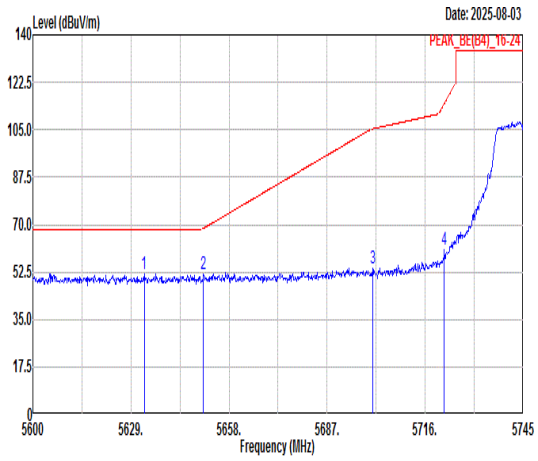 Freq Level Limit Line Margin (dB) Read Level Ant Factor Cable Loss Preamp Factor APos TPos Remark MHz dBuV/m dBuV/m dBuV dB/m dB dB cm deg 1 5632.92 51.99 68.30 -16.31 39.90 35.69 9.83 33.43 200 288 PEAK 2 5650.46 51.53 68.64 -17.11 39.39 35.71 9.86 33.43 200 288 PEAK 3 5700.49 53.67 105.34 -51.67 41.36 35.78 9.97 33.44 200 288 PEAK 4 5721.66 60.50 114.57 -54.07 48.12 35.81 10.01 33.44 200 288 PEAK	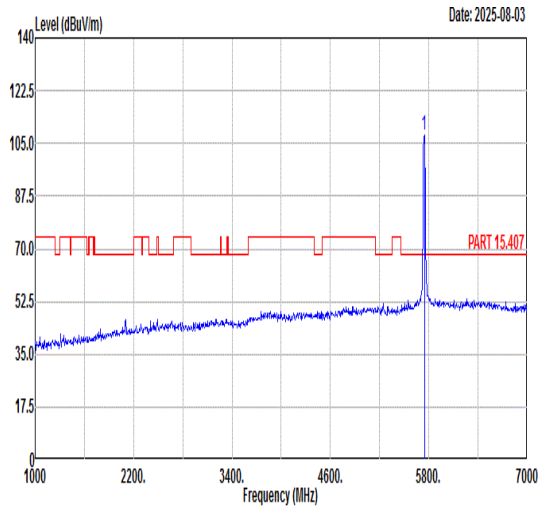 Freq Level Limit Line Margin (dB) Read Level Ant Factor Cable Loss Preamp Factor APos TPos Remark MHz dBuV/m dBuV/m dBuV dB/m dB dB cm deg 1 5745.00 108.03 ------ ------ 95.58 35.84 10.06 33.45 200 288 PEAK
Avg	Blank	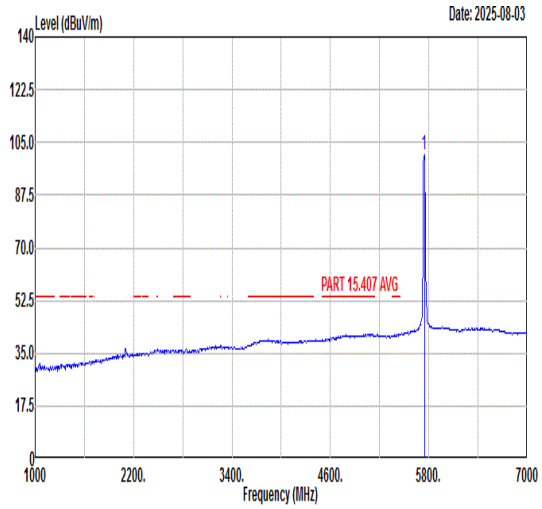 Freq Level Limit Line Margin (dB) Read Level Ant Factor Cable Loss Preamp Factor APos TPos Remark MHz dBuV/m dBuV/m dBuV dB/m dB dB cm deg 1 5745.00 101.02 ------ ------ 88.57 35.84 10.06 33.45 200 288 AVERAGE

Mode	29	
	Harmonic	
	U-NII-3_5.725-5.85_802.11a_CH149_5745MHz	
ANT	22	
Pol.	Horizontal	Vertical
Peak Avg	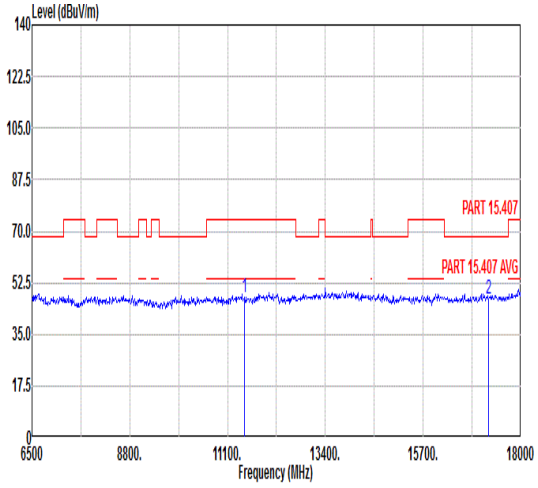 Freq Level Limit Line Margin Read Level Ant Factor Cable Loss Preamp Factor APos TPos Remark MHz dBuV/m dBuV/m dB dBuV dB/m dB dB cm deg 1 11490.00 47.34 74.00 -26.66 45.98 39.19 12.87 50.70 --- --- Peak 2 17235.00 46.96 68.30 -21.34 40.62 42.56 15.72 51.94 --- --- Peak	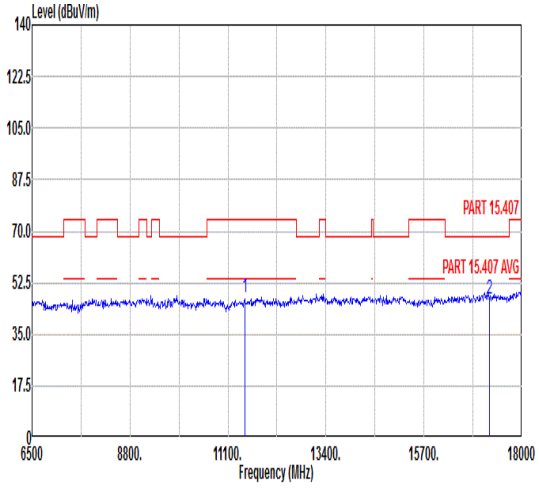 Freq Level Limit Line Margin Read Level Ant Factor Cable Loss Preamp Factor APos TPos Remark MHz dBuV/m dBuV/m dB dBuV dB/m dB dB cm deg 1 11490.00 47.48 74.00 -26.52 46.12 39.19 12.87 50.70 --- --- Peak 2 17235.00 47.12 68.30 -21.18 40.78 42.56 15.72 51.94 --- --- Peak

Mode	30	
	Harmonic	
	U-NII-3_5.725-5.85_802.11a_CH157_5785MHz	
ANT	22	
Pol.	Horizontal	Vertical
Peak Avg	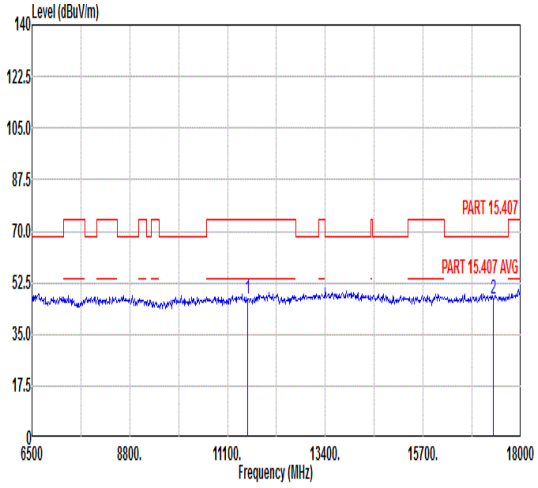 Freq Level Limit Line Margin Read Level Ant Factor Cable Loss Preamp Factor APos TPos Remark MHz dBuV/m dBuV/m dB dBuV dB/m dB dB cm deg 1 11570.00 46.97 74.00 -27.03 45.42 39.28 12.93 50.66 --- --- Peak 2 17355.00 47.27 68.30 -21.03 40.83 42.69 15.81 52.06 --- --- Peak	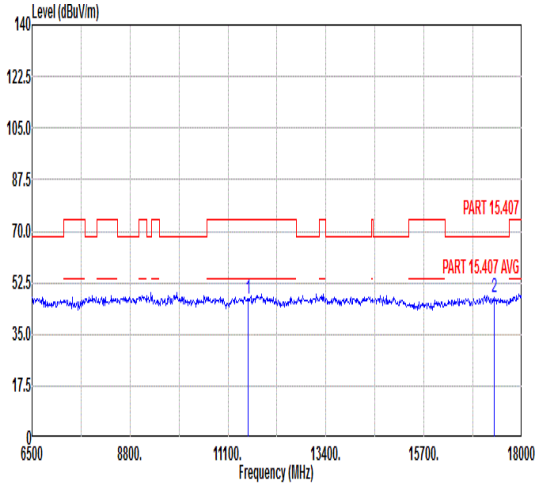 Freq Level Limit Line Margin Read Level Ant Factor Cable Loss Preamp Factor APos TPos Remark MHz dBuV/m dBuV/m dB dBuV dB/m dB dB cm deg 1 11570.00 47.10 74.00 -26.90 45.55 39.28 12.93 50.66 --- --- Peak 2 17355.00 47.42 68.30 -20.88 40.98 42.69 15.81 52.06 --- --- Peak

Mode	31	
	Band Edge	
	U-NII-3_5.725-5.85_802.11a_CH165_5825MHz	
ANT	22	
Pol.	Horizontal	Fundamental
Peak	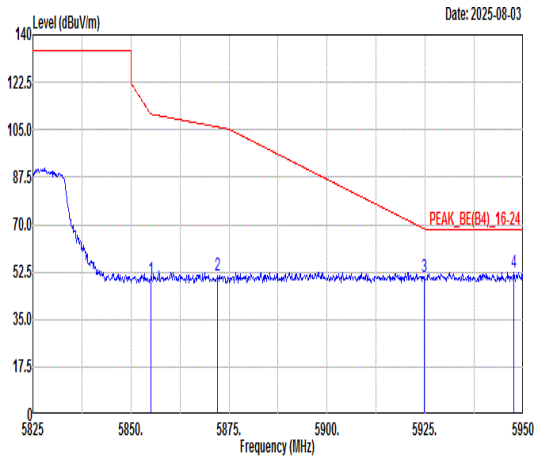 Freq Level Limit Line Margin (dB) Read Level Ant Factor Cable Loss Preamp Factor APos TPos Remark MHz dBuV/m dBuV/m dBuV dB/m dB dB cm deg 1 5855.00 49.47 110.80 -61.33 36.65 36.00 10.29 33.47 200 41 PEAK 2 5872.13 51.40 106.00 -54.60 38.52 36.02 10.33 33.47 200 41 PEAK 3 5924.75 50.50 68.48 -17.98 37.45 36.09 10.44 33.48 200 41 PEAK 4 5947.50 52.25 68.30 -16.05 39.12 36.13 10.49 33.49 200 41 PEAK	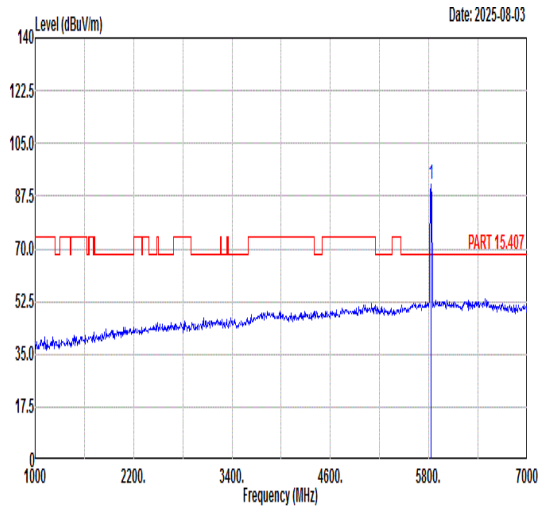 Freq Level Limit Line Margin (dB) Read Level Ant Factor Cable Loss Preamp Factor APos TPos Remark MHz dBuV/m dBuV/m dBuV dB/m dB dB cm deg 1 5825.00 91.15 ------ ------ 78.42 35.96 10.24 33.47 200 41 PEAK
Avg	Blank	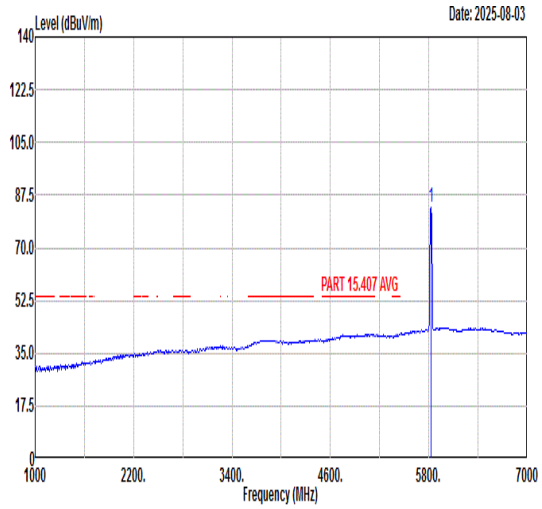 Freq Level Limit Line Margin (dB) Read Level Ant Factor Cable Loss Preamp Factor APos TPos Remark MHz dBuV/m dBuV/m dBuV dB/m dB dB cm deg 1 5825.00 83.37 ------ ------ 70.65 35.95 10.23 33.46 200 41 AVERAGE

Mode	31	
	Band Edge	
	U-NII-3_5.725-5.85_802.11a_CH165_5825MHz	
ANT	22	
Pol.	Vertical	Fundamental
Peak	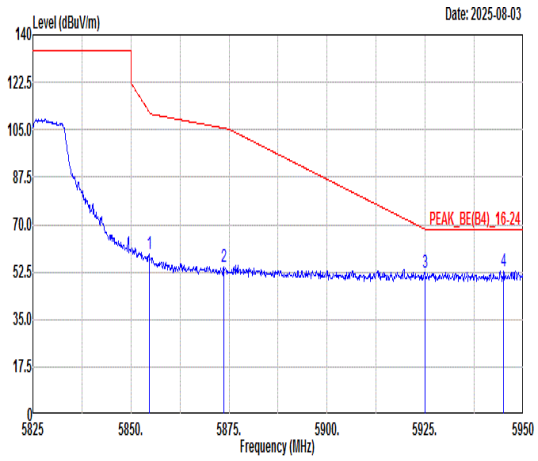 Freq Level Limit Line Margin (dB) Read Level Ant Factor Cable Loss Preamp Factor APos TPos Remark MHz dBuV/m dBuV/m dBuV dB/m dB dB cm deg 1 5854.63 58.99 111.65 -52.66 46.17 36.00 10.29 33.47 200 288 PEAK 2 5873.63 54.27 105.58 -51.31 41.39 36.02 10.33 33.47 200 288 PEAK 3 5924.88 52.34 68.39 -16.05 39.29 36.09 10.44 33.48 200 288 PEAK 4 5945.00 52.82 68.30 -15.48 39.71 36.12 10.48 33.49 200 288 PEAK	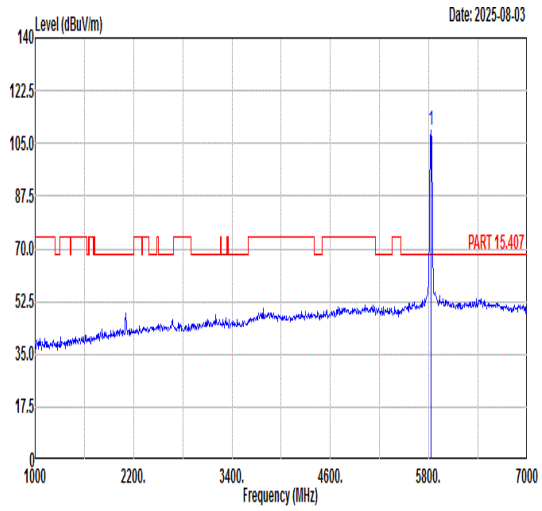 Freq Level Limit Line Margin (dB) Read Level Ant Factor Cable Loss Preamp Factor APos TPos Remark MHz dBuV/m dBuV/m dBuV dB/m dB dB cm deg 1 5825.00 109.28 ------ ------ 96.55 35.96 10.24 33.47 200 288 PEAK
Avg	Blank	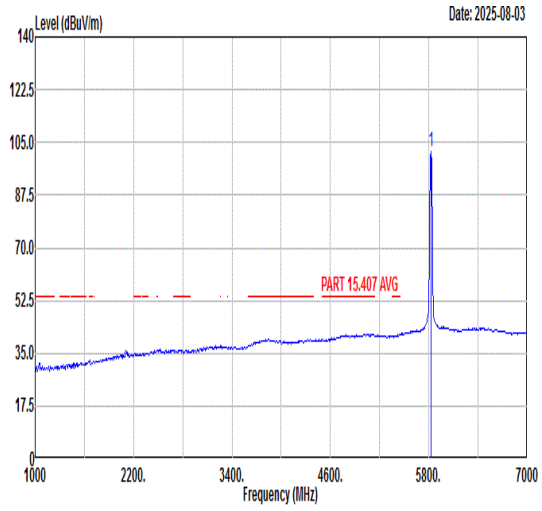 Freq Level Limit Line Margin (dB) Read Level Ant Factor Cable Loss Preamp Factor APos TPos Remark MHz dBuV/m dBuV/m dBuV dB/m dB dB cm deg 1 5825.00 101.91 ------ ------ 89.19 35.95 10.23 33.46 200 288 AVERAGE

Mode	31	
	Harmonic	
	U-NII-3_5.725-5.85_802.11a_CH165_5825MHz	
ANT	22	
Pol.	Horizontal	Vertical
Peak Avg	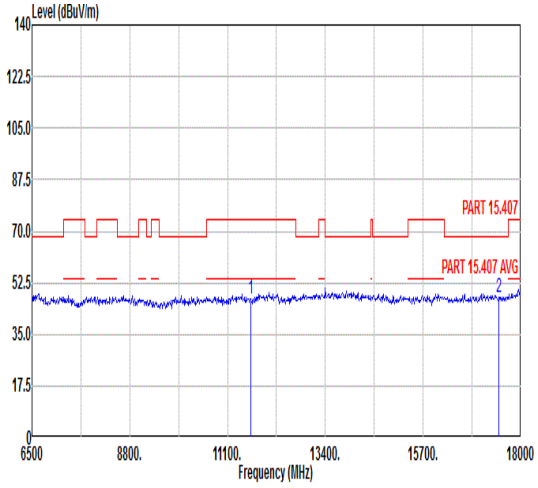 Freq Level Limit Line Margin Read Level Ant Factor Cable Loss Preamp Factor APos TPos Remark MHz dBuV/m dBuV/m dB dBuV dB/m dB dB cm deg 1 11650.00 47.14 74.00 -26.86 45.38 39.38 12.99 50.61 --- --- Peak 2 17475.00 47.80 68.30 -20.50 41.25 42.82 15.90 52.17 --- --- Peak	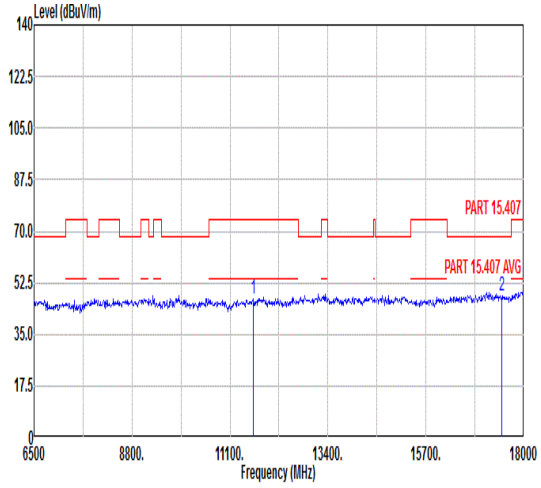 Freq Level Limit Line Margin Read Level Ant Factor Cable Loss Preamp Factor APos TPos Remark MHz dBuV/m dBuV/m dB dBuV dB/m dB dB cm deg 1 11650.00 46.82 74.00 -27.18 45.06 39.38 12.99 50.61 --- --- Peak 2 17475.00 47.91 68.30 -20.39 41.36 42.82 15.90 52.17 --- --- Peak

Mode	32	
	Band Edge	
	U-NII-3_5.725-5.85_802.11n HT20_CH149_5745MHz	
ANT	22	
Pol.	Horizontal	Fundamental
Peak	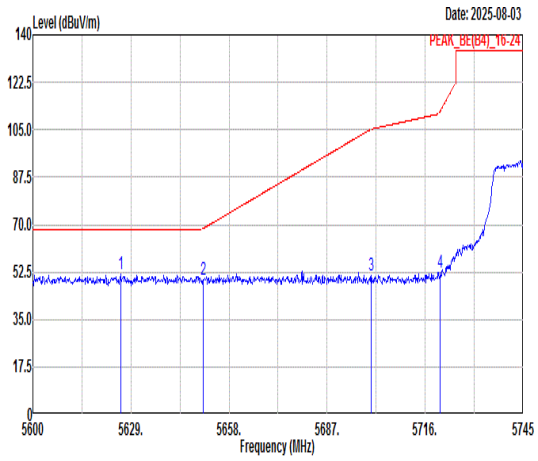 Freq Level Limit Line Margin (dB) Read Level Ant Factor Cable Loss Preamp Factor APos TPos Remark MHz dBuV/m dBuV/m dBuV dB/m dB dB cm deg 1 5625.96 51.67 68.30 -16.63 39.61 35.68 9.81 33.43 395 360 PEAK 2 5650.32 49.87 68.53 -18.66 37.73 35.71 9.86 33.43 395 360 PEAK 3 5700.05 51.11 105.21 -54.10 38.80 35.78 9.97 33.44 395 360 PEAK 4 5720.50 52.16 111.93 -59.77 39.78 35.81 10.01 33.44 395 360 PEAK	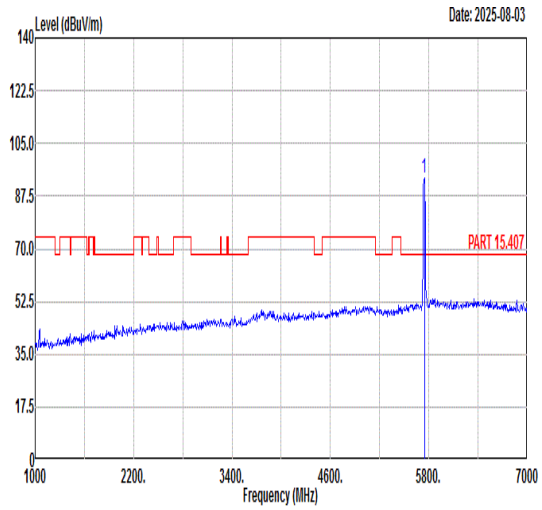 Freq Level Limit Line Margin (dB) Read Level Ant Factor Cable Loss Preamp Factor APos TPos Remark MHz dBuV/m dBuV/m dBuV dB/m dB dB cm deg 1 5745.00 93.63 ------ ------ 81.18 35.84 10.06 33.45 395 360 PEAK
Avg	Blank	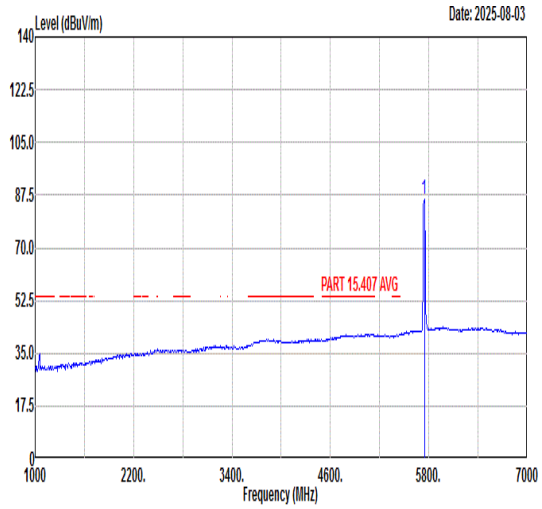 Freq Level Limit Line Margin (dB) Read Level Ant Factor Cable Loss Preamp Factor APos TPos Remark MHz dBuV/m dBuV/m dBuV dB/m dB dB cm deg 1 5745.00 86.24 ------ ------ 73.79 35.84 10.06 33.45 395 360 AVERAGE

Mode	32	
	Band Edge	
	U-NII-3_5.725-5.85_802.11n HT20_CH149_5745MHz	
ANT	22	
Pol.	Vertical	Fundamental
Peak	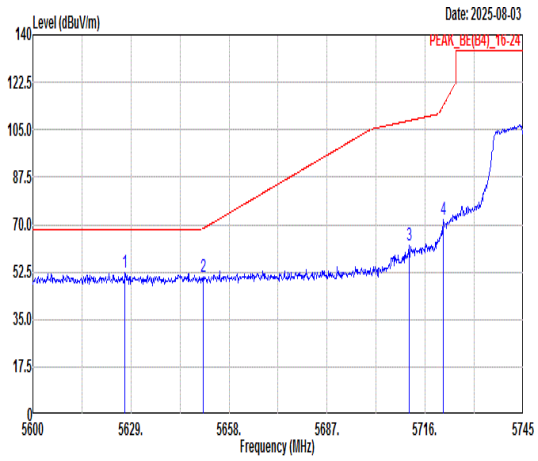 Freq Level Limit Line Margin (dB) Read Level Ant Factor Cable Loss Preamp Factor APos TPos Remark MHz dBuV/m dBuV/m dBuV dB/m dB dB cm deg 1 5627.26 52.36 68.30 -15.94 40.30 35.68 9.81 33.43 200 42 PEAK 2 5650.32 50.92 68.53 -17.61 38.78 35.71 9.86 33.43 200 42 PEAK 3 5711.22 62.37 108.34 -45.97 50.02 35.80 9.99 33.44 200 42 PEAK 4 5721.37 71.81 113.91 -42.10 59.43 35.81 10.01 33.44 200 42 PEAK	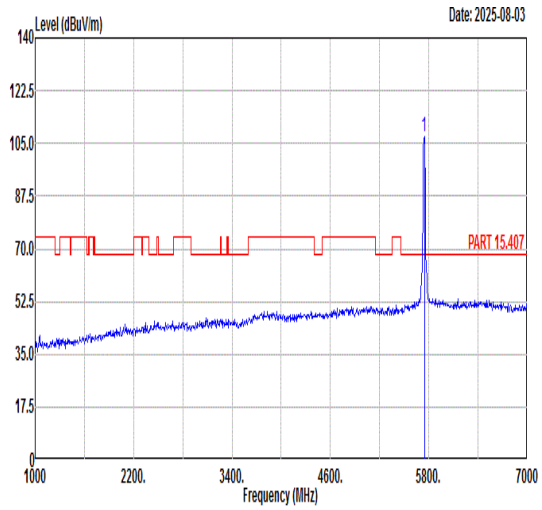 Freq Level Limit Line Margin (dB) Read Level Ant Factor Cable Loss Preamp Factor APos TPos Remark MHz dBuV/m dBuV/m dBuV dB/m dB dB cm deg 1 5745.00 107.22 ------ ------ 94.77 35.84 10.06 33.45 200 42 PEAK
Avg	Blank	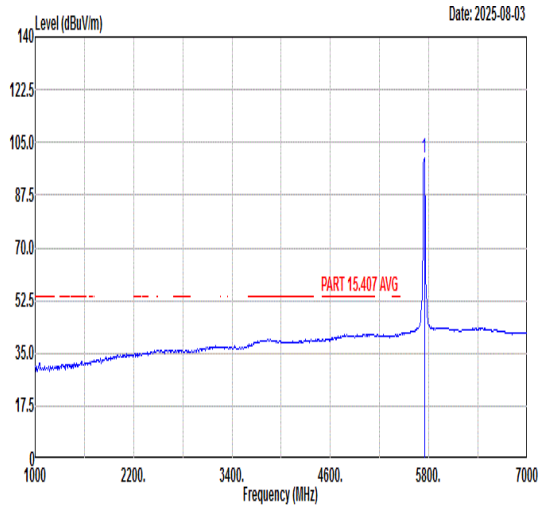 Freq Level Limit Line Margin (dB) Read Level Ant Factor Cable Loss Preamp Factor APos TPos Remark MHz dBuV/m dBuV/m dBuV dB/m dB dB cm deg 1 5745.00 99.91 ------ ------ 87.46 35.84 10.06 33.45 200 42 AVERAGE

Mode	32	
	Harmonic	
	U-NII-3_5.725-5.85_802.11n HT20_CH149_5745MHz	
ANT	22	
Pol.	Horizontal	Vertical
Peak Avg	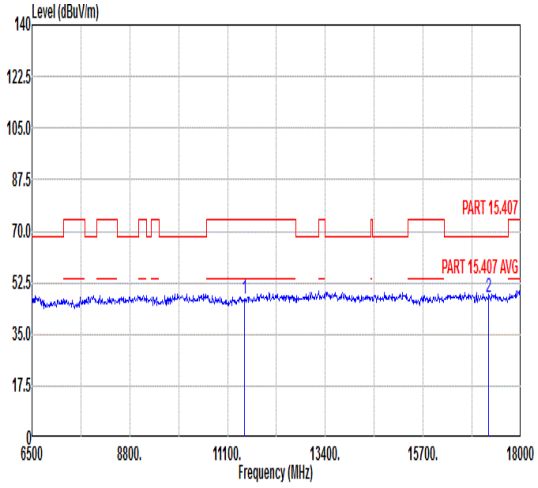 Freq Level Limit Line Margin Read Level Ant Factor Cable Loss Preamp Factor APos TPos Remark MHz dBuV/m dBuV/m dB dBuV dB/m dB dB cm deg 1 11490.00 47.00 74.00 -27.00 45.64 39.19 12.87 50.70 --- --- Peak 2 17235.00 47.46 68.30 -20.84 41.12 42.56 15.72 51.94 --- --- Peak	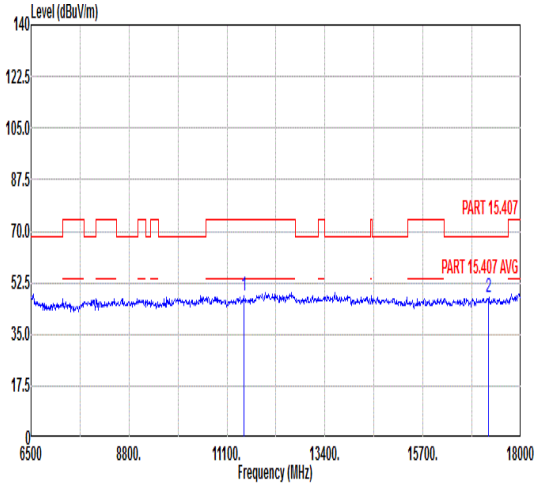 Freq Level Limit Line Margin Read Level Ant Factor Cable Loss Preamp Factor APos TPos Remark MHz dBuV/m dBuV/m dB dBuV dB/m dB dB cm deg 1 11490.00 47.83 74.00 -26.17 46.47 39.19 12.87 50.70 --- --- Peak 2 17235.00 47.41 68.30 -20.89 41.07 42.56 15.72 51.94 --- --- Peak

Mode	33	
	Harmonic	
	U-NII-3_5.725-5.85_802.11n HT20_CH157_5785MHz	
ANT	22	
Pol.	Horizontal	Vertical
Peak Avg	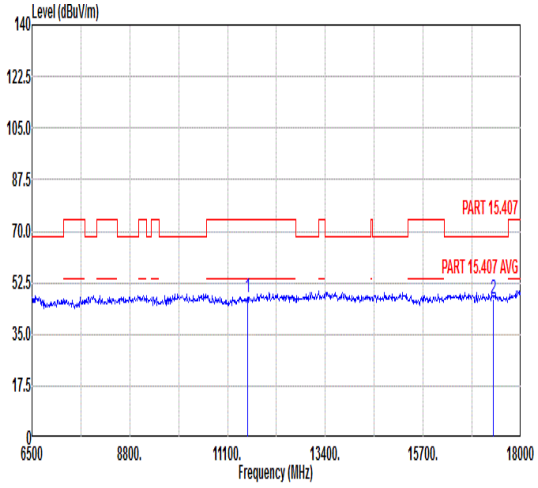 Freq Level Limit Line Margin Read Level Ant Factor Cable Loss Preamp Factor APos TPos Remark MHz dBuV/m dBuV/m dB dBuV dB/m dB dB cm deg 1 11570.00 47.75 74.00 -26.25 46.20 39.28 12.93 50.66 --- --- Peak 2 17355.00 47.19 68.30 -21.11 40.75 42.69 15.81 52.06 --- --- Peak	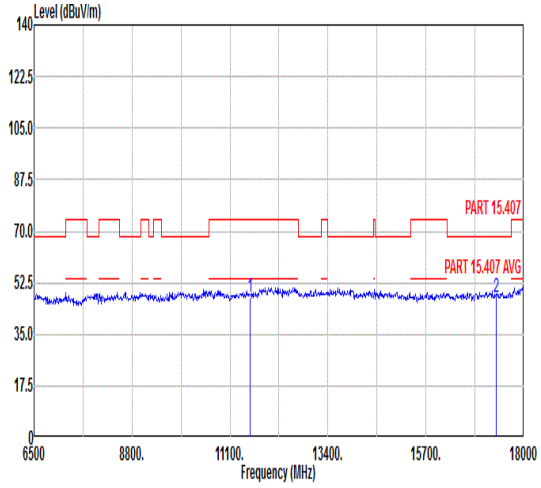 Freq Level Limit Line Margin Read Level Ant Factor Cable Loss Preamp Factor APos TPos Remark MHz dBuV/m dBuV/m dB dBuV dB/m dB dB cm deg 1 11570.00 47.56 74.00 -26.44 46.01 39.28 12.93 50.66 --- --- Peak 2 17355.00 47.78 68.30 -20.52 41.34 42.69 15.81 52.06 --- --- Peak

Mode	34	
	Band Edge	
	U-NII-3_5.725-5.85_802.11n HT20_CH165_5825MHz	
ANT	22	
Pol.	Horizontal	Fundamental
Peak	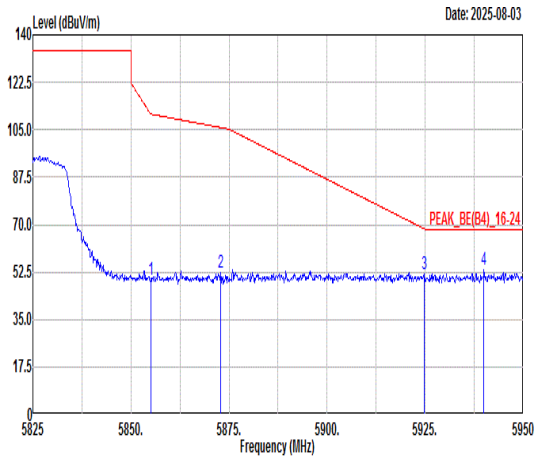 Freq Level Limit Line Margin (dB) Read Level Ant Factor Cable Loss Preamp Factor APos TPos Remark MHz dBuV/m dBuV/m dBuV dB/m dB dB cm deg 1 5855.00 49.78 110.80 -61.02 36.96 36.00 10.29 33.47 230 360 PEAK 2 5872.88 52.06 105.79 -53.73 39.18 36.02 10.33 33.47 230 360 PEAK 3 5924.75 51.80 68.48 -16.68 38.75 36.09 10.44 33.48 230 360 PEAK 4 5940.00 53.28 68.30 -15.02 40.18 36.12 10.47 33.49 230 360 PEAK	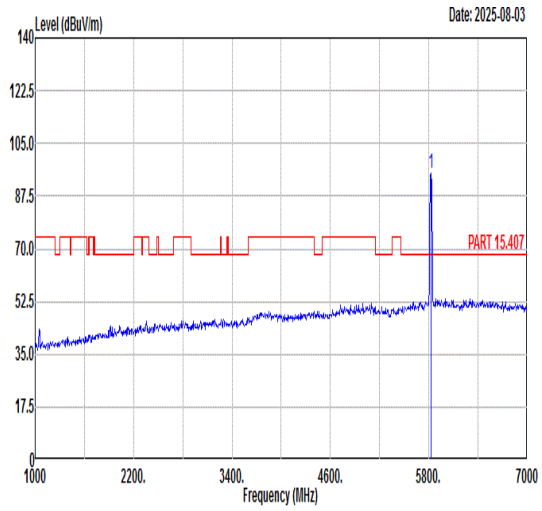 Freq Level Limit Line Margin (dB) Read Level Ant Factor Cable Loss Preamp Factor APos TPos Remark MHz dBuV/m dBuV/m dBuV dB/m dB dB cm deg 1 5825.00 95.31 ------ ------ 82.59 35.95 10.23 33.46 230 360 PEAK
Avg	Blank	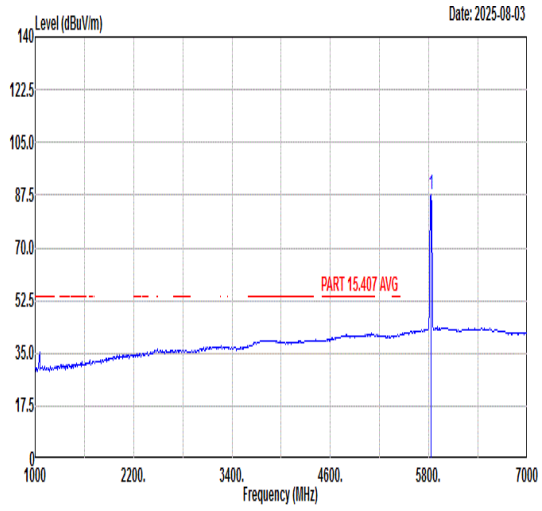 Freq Level Limit Line Margin (dB) Read Level Ant Factor Cable Loss Preamp Factor APos TPos Remark MHz dBuV/m dBuV/m dBuV dB/m dB dB cm deg 1 5825.00 87.58 ------ ------ 74.86 35.95 10.23 33.46 230 360 AVERAGE

Mode	34	
	Band Edge	
	U-NII-3_5.725-5.85_802.11n HT20_CH165_5825MHz	
ANT	22	
Pol.	Vertical	Fundamental
Peak	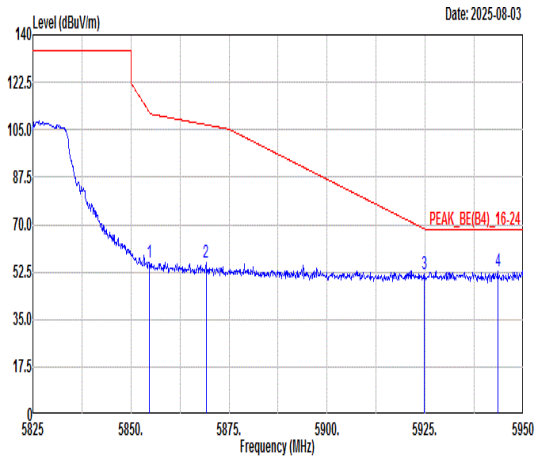 Freq Level Limit Line Margin (dB) Read Level Ant Factor Cable Loss Preamp Factor APos TPos Remark MHz dBuV/m dBuV/m dBuV dB/m dB dB cm deg 1 5854.63 56.23 111.65 -55.42 43.41 36.00 10.29 33.47 200 289 PEAK 2 5869.13 55.87 106.84 -50.97 43.00 36.02 10.32 33.47 200 289 PEAK 3 5924.75 51.93 68.48 -16.55 38.88 36.09 10.44 33.48 200 289 PEAK 4 5943.50 52.87 68.30 -15.43 39.76 36.12 10.48 33.49 200 289 PEAK	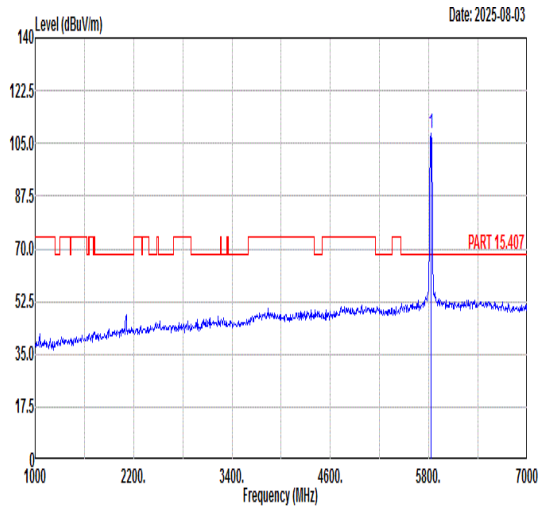 Freq Level Limit Line Margin (dB) Read Level Ant Factor Cable Loss Preamp Factor APos TPos Remark MHz dBuV/m dBuV/m dBuV dB/m dB dB cm deg 1 5825.00 108.38 ------ ------ 95.66 35.95 10.23 33.46 200 289 PEAK
Avg	Blank	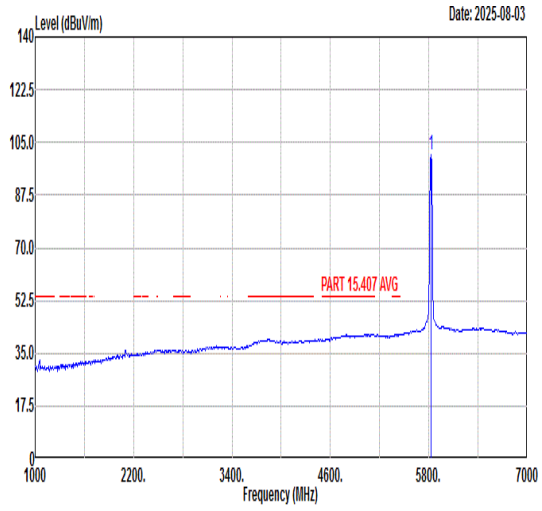 Freq Level Limit Line Margin (dB) Read Level Ant Factor Cable Loss Preamp Factor APos TPos Remark MHz dBuV/m dBuV/m dBuV dB/m dB dB cm deg 1 5825.00 100.76 ------ ------ 88.04 35.95 10.23 33.46 200 289 AVERAGE

Mode	34	
	Harmonic	
	U-NII-3_5.725-5.85_802.11n HT20_CH165_5825MHz	
ANT	22	
Pol.	Horizontal	Vertical
Peak Avg	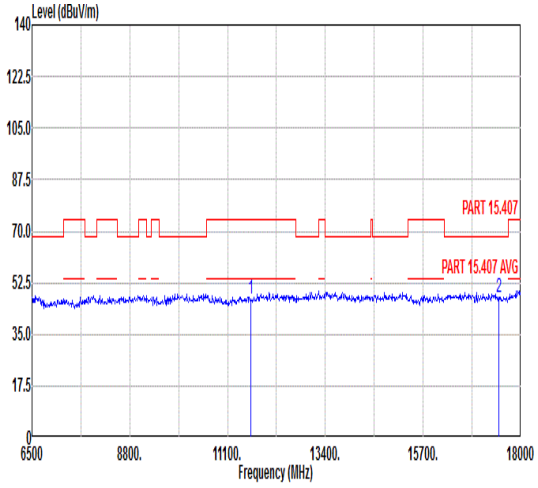 Freq Level Limit Line Margin Read Level Ant Factor Cable Loss Preamp Factor APos TPos Remark MHz dBuV/m dBuV/m dB dBuV dB/m dB dB cm deg 1 11650.00 47.21 74.00 -26.79 45.45 39.38 12.99 50.61 --- --- Peak 2 17475.00 47.58 68.30 -20.72 41.03 42.82 15.90 52.17 --- --- Peak	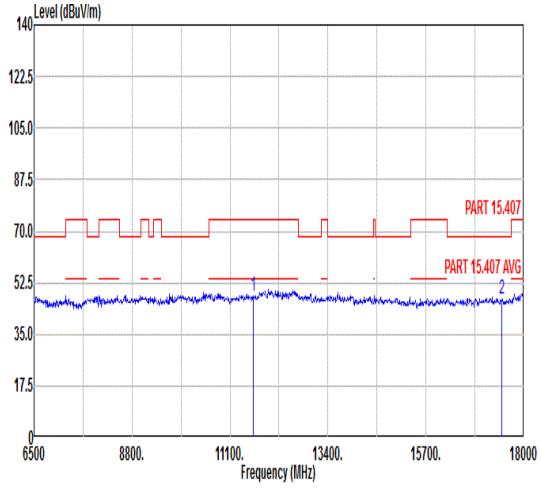 Freq Level Limit Line Margin Read Level Ant Factor Cable Loss Preamp Factor APos TPos Remark MHz dBuV/m dBuV/m dB dBuV dB/m dB dB cm deg 1 11650.00 47.96 74.00 -26.04 46.20 39.38 12.99 50.61 --- --- Peak 2 17475.00 47.13 68.30 -21.17 40.58 42.82 15.90 52.17 --- --- Peak

Mode	35
	Band Edge - L
	U-NII-3_5.725-5.85_802.11n HT40_CH151_5755MHz
ANT	22

Pol.	Horizontal	Fundamental
Peak	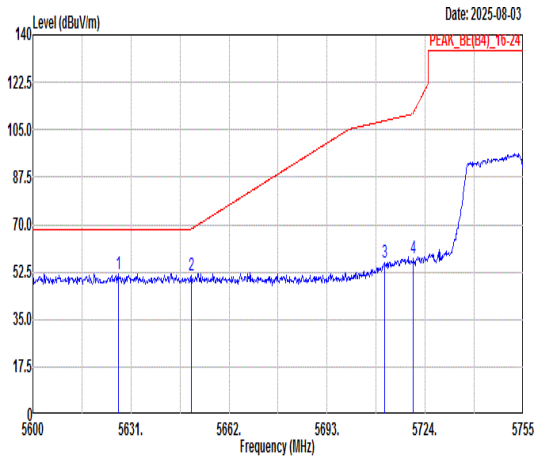 Freq Level Limit Line Margin (dB) Read Level Ant Factor Cable Loss Preamp Factor APos TPos Remark MHz dBuV/m dBuV/m dBuV dB/m dB dB cm deg 1 5626.97 52.03 68.30 -16.27 39.97 35.68 9.81 33.43 200 255 PEAK 2 5650.07 51.37 68.35 -16.98 39.23 35.71 9.86 33.43 200 255 PEAK 3 5711.14 56.18 108.32 -52.14 43.83 35.80 9.99 33.44 200 255 PEAK 4 5720.28 57.51 111.44 -53.93 45.13 35.81 10.01 33.44 200 255 PEAK	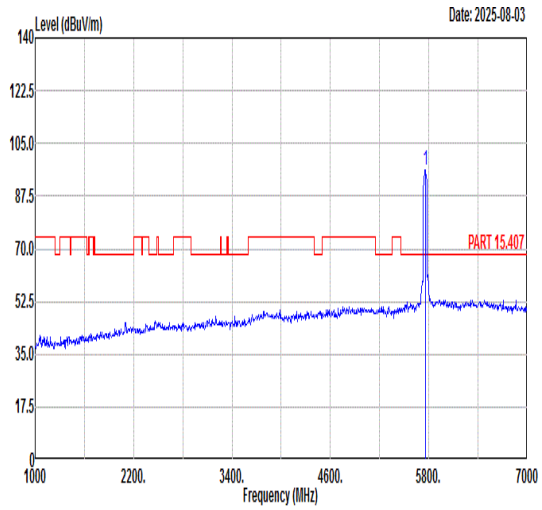 Freq Level Limit Line Margin (dB) Read Level Ant Factor Cable Loss Preamp Factor APos TPos Remark MHz dBuV/m dBuV/m dBuV dB/m dB dB cm deg 1 5755.00 96.41 ------ ------ 83.93 35.85 10.08 33.45 200 255 PEAK
Avg	Blank	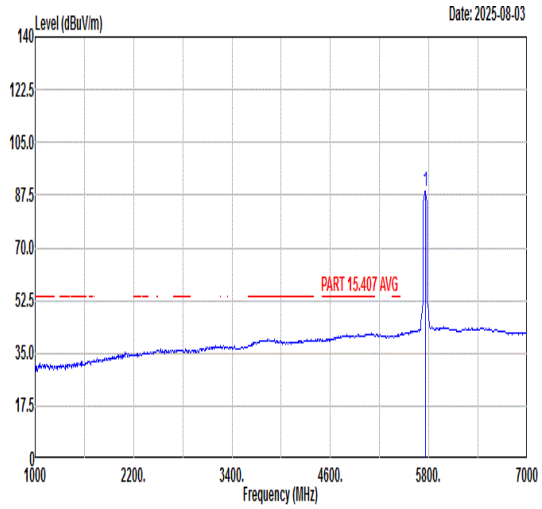 Freq Level Limit Line Margin (dB) Read Level Ant Factor Cable Loss Preamp Factor APos TPos Remark MHz dBuV/m dBuV/m dBuV dB/m dB dB cm deg 1 5755.00 88.93 ------ ------ 76.45 35.85 10.08 33.45 200 255 AVERAGE

Mode	35	
	Band Edge - R	
	U-NII-3_5.725-5.85_802.11n HT40_CH151_5755MHz	
ANT	22	
Pol.	Horizontal	Fundamental
Peak	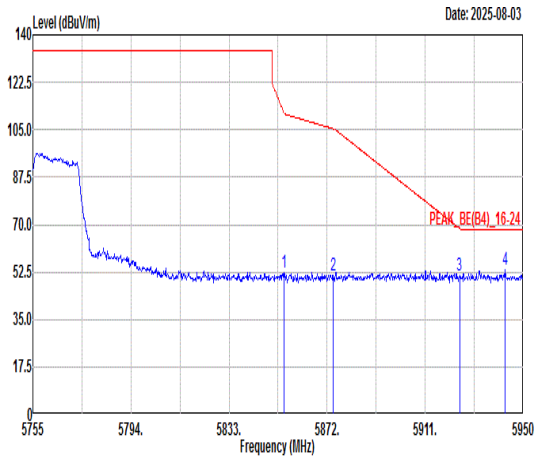 Freq Level Limit Line Margin (dB) Read Level Ant Factor Cable Loss Preamp Factor APos TPos Remark MHz dBuV/m dBuV/m dBuV dB/m dB dB cm deg 1 5854.84 52.37 111.17 -58.80 39.55 36.00 10.29 33.47 200 255 PEAK 2 5874.34 51.41 105.38 -53.97 38.53 36.02 10.33 33.47 200 255 PEAK 3 5924.65 51.49 68.56 -17.07 38.44 36.09 10.44 33.48 200 255 PEAK 4 5942.79 53.29 68.30 -15.01 40.18 36.12 10.48 33.49 200 255 PEAK	Blank

Mode	35	
	Band Edge - L	
	U-NII-3_5.725-5.85_802.11n HT40_CH151_5755MHz	
ANT	22	
Pol.	Vertical	Fundamental
Peak	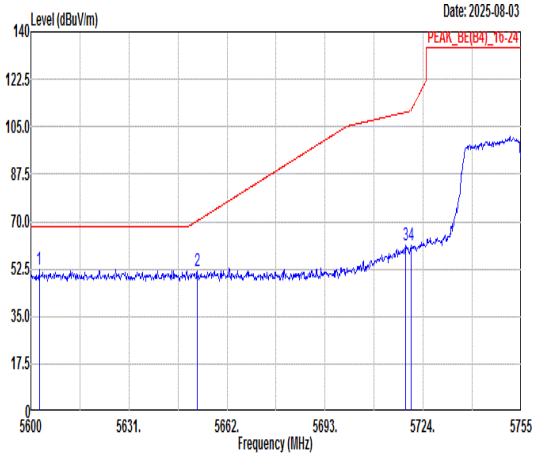 Freq Level Limit Line Margin (dB) Read Level Ant Factor Cable Loss Preamp Factor APos TPos Remark MHz dBuV/m dBuV/m dBuV dB/m dB dB cm deg 1 5602.64 52.09 68.30 -16.21 40.11 35.64 9.76 33.42 400 76 PEAK 2 5652.55 51.96 70.19 -18.23 39.81 35.71 9.87 33.43 400 76 PEAK 3 5718.42 61.03 110.36 -49.33 48.66 35.81 10.00 33.44 400 76 PEAK 4 5720.13 61.52 111.09 -49.57 49.14 35.81 10.01 33.44 400 76 PEAK	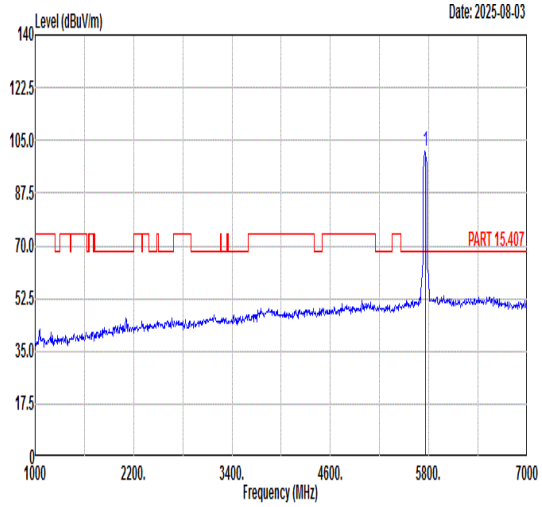 Freq Level Limit Line Margin (dB) Read Level Ant Factor Cable Loss Preamp Factor APos TPos Remark MHz dBuV/m dBuV/m dBuV dB/m dB dB cm deg 1 5755.00 101.26 ------ ------ 88.78 35.85 10.08 33.45 400 76 PEAK
Avg	Blank	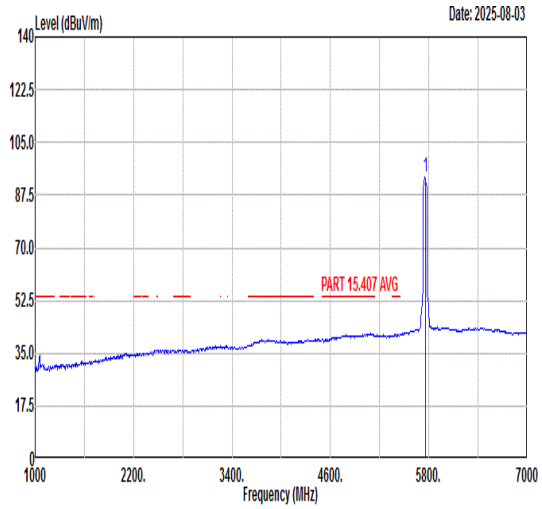 Freq Level Limit Line Margin (dB) Read Level Ant Factor Cable Loss Preamp Factor APos TPos Remark MHz dBuV/m dBuV/m dBuV dB/m dB dB cm deg 1 5755.00 93.60 ------ ------ 81.12 35.85 10.08 33.45 400 76 AVERAGE

Mode	35	
	Band Edge - R	
	U-NII-3_5.725-5.85_802.11n HT40_CH151_5755MHz	
ANT	22	
Pol.	Vertical	Fundamental
Peak	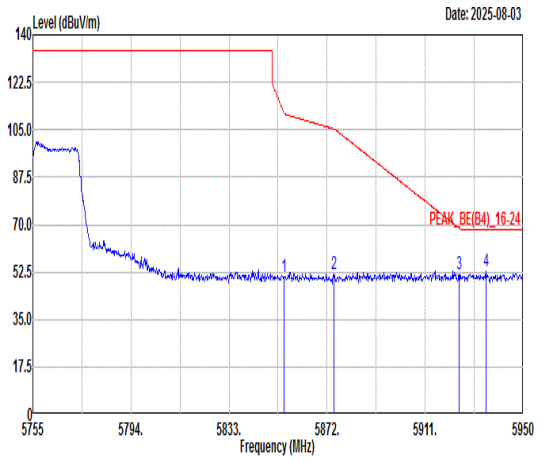 Freq Level Limit Line Margin (dB) Read Level Ant Factor Cable Loss Preamp Factor APos TPos Remark MHz dBuV/m dBuV/m dBuV dB/m dB dB cm deg 1 5854.84 50.90 111.17 -60.27 38.08 36.00 10.29 33.47 400 76 PEAK 2 5874.73 51.91 105.28 -53.37 39.03 36.02 10.33 33.47 400 76 PEAK 3 5924.46 51.91 68.70 -16.79 38.86 36.09 10.44 33.48 400 76 PEAK 4 5935.18 52.91 68.30 -15.39 39.83 36.11 10.46 33.49 400 76 PEAK	Blank

Mode	36	
	Band Edge - L	
	U-NII-3_5.725-5.85_802.11n HT40_CH159_5795MHz	
ANT	22	
Pol.	Horizontal	Fundamental
Peak	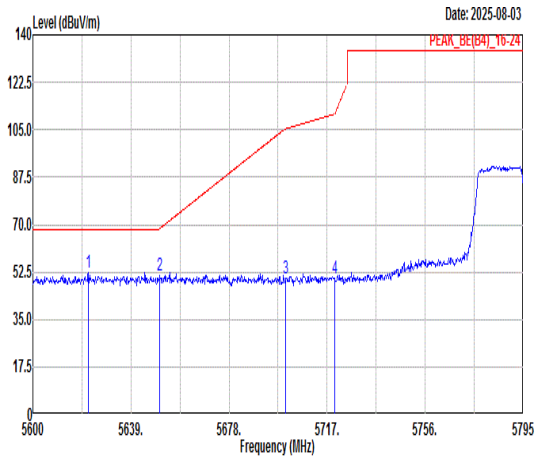 Freq Level Limit Line Margin (dB) Read Level Ant Factor Cable Loss Preamp Factor APos TPos Remark MHz dBuV/m dBuV/m dBuV dB/m dB dB cm deg 1 5622.04 52.37 68.30 -15.93 40.32 35.67 9.80 33.42 232 0 PEAK 2 5650.51 51.16 68.67 -17.51 39.02 35.71 9.86 33.43 232 0 PEAK 3 5700.43 50.27 105.32 -55.05 37.96 35.78 9.97 33.44 232 0 PEAK 4 5720.12 50.05 111.07 -61.02 37.67 35.81 10.01 33.44 232 0 PEAK	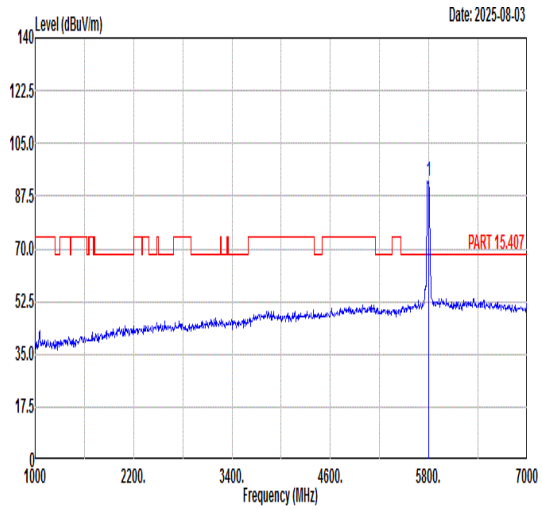 Freq Level Limit Line Margin (dB) Read Level Ant Factor Cable Loss Preamp Factor APos TPos Remark MHz dBuV/m dBuV/m dBuV dB/m dB dB cm deg 1 5795.00 92.20 ------ ------ 79.63 35.89 10.14 33.46 232 0 PEAK
Avg	Blank	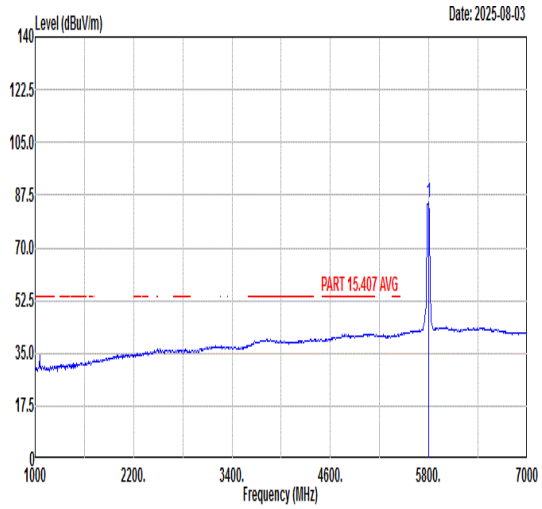 Freq Level Limit Line Margin (dB) Read Level Ant Factor Cable Loss Preamp Factor APos TPos Remark MHz dBuV/m dBuV/m dBuV dB/m dB dB cm deg 1 5795.00 84.86 ------ ------ 72.22 35.92 10.18 33.46 232 0 AVERAGE

Mode	36	
	Band Edge - R	
	U-NII-3_5.725-5.85_802.11n HT40_CH159_5795MHz	
ANT	22	
Pol.	Horizontal	Fundamental
Peak	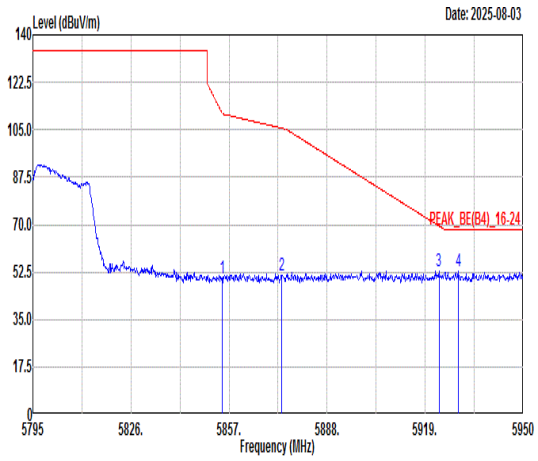 Freq Level Limit Line Margin (dB) Read Level Ant Factor Cable Loss Preamp Factor APos TPos Remark MHz dBuV/m dBuV/m dBuV dB/m dB dB cm deg 1 5854.83 50.42 111.19 -60.77 37.60 36.00 10.29 33.47 232 0 PEAK 2 5873.74 51.23 105.55 -54.32 38.35 36.02 10.33 33.47 232 0 PEAK 3 5923.34 53.01 69.52 -16.51 39.96 36.09 10.44 33.48 232 0 PEAK 4 5929.54 52.87 68.30 -15.43 39.81 36.10 10.45 33.49 232 0 PEAK	Blank

Mode	36	
	Band Edge - L	
	U-NII-3_5.725-5.85_802.11n HT40_CH159_5795MHz	
ANT	22	
Pol.	Vertical	Fundamental
Peak	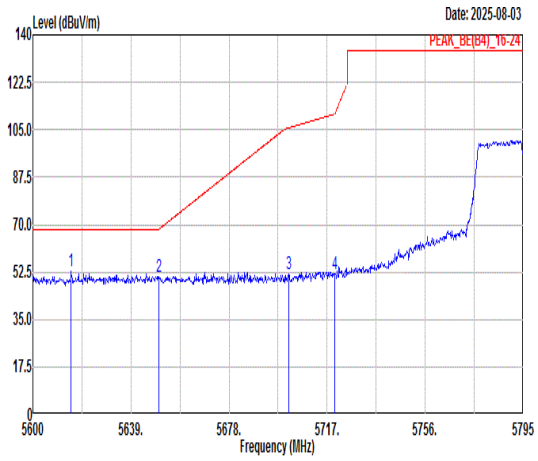 Freq Level Limit Line Margin (dB) Read Level Ant Factor Cable Loss Preamp Factor APos TPos Remark MHz dBuV/m dBuV/m dBuV dB/m dB dB cm deg 1 5615.21 52.82 68.30 -15.48 40.79 35.66 9.79 33.42 300 87 PEAK 2 5650.12 50.88 68.39 -17.51 38.74 35.71 9.86 33.43 300 87 PEAK 3 5701.79 51.53 105.70 -54.17 39.22 35.78 9.97 33.44 300 87 PEAK 4 5720.12 51.55 111.07 -59.52 39.17 35.81 10.01 33.44 300 87 PEAK	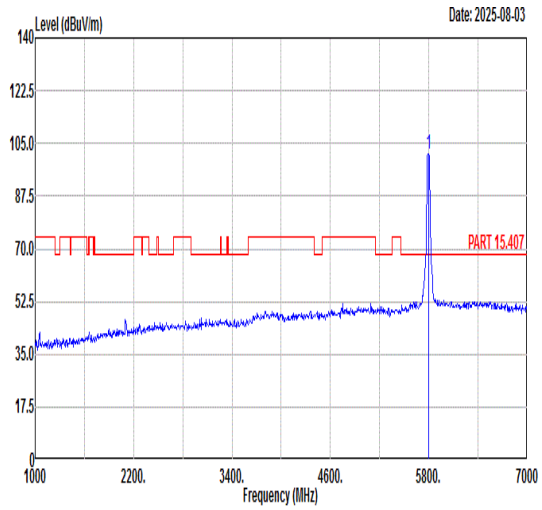 Freq Level Limit Line Margin (dB) Read Level Ant Factor Cable Loss Preamp Factor APos TPos Remark MHz dBuV/m dBuV/m dBuV dB/m dB dB cm deg 1 5795.00 101.55 ------ ------ 88.94 35.91 10.16 33.46 300 87 PEAK
Avg	Blank	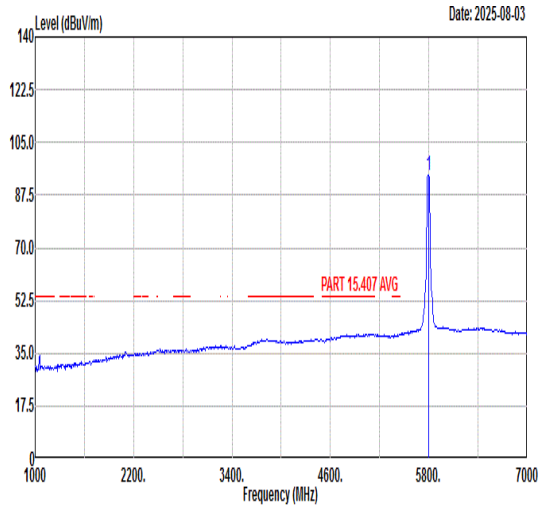 Freq Level Limit Line Margin (dB) Read Level Ant Factor Cable Loss Preamp Factor APos TPos Remark MHz dBuV/m dBuV/m dBuV dB/m dB dB cm deg 1 5795.00 94.01 ------ ------ 81.37 35.92 10.18 33.46 300 87 AVERAGE

Mode	36	
	Band Edge - R	
	U-NII-3_5.725-5.85_802.11n HT40_CH159_5795MHz	
ANT	22	
Pol.	Vertical	Fundamental
Peak	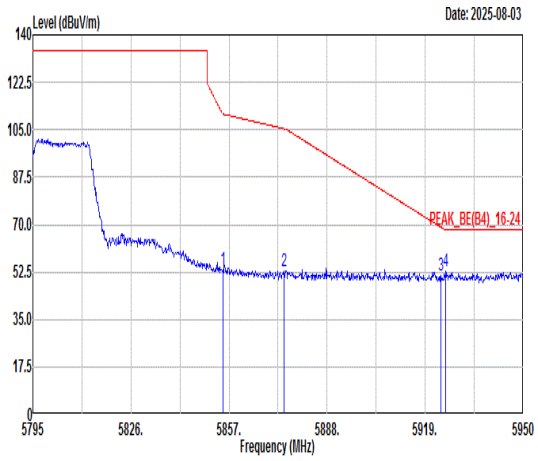 Freq Level Limit Line Margin (dB) Read Level Ant Factor Cable Loss Preamp Factor APos TPos Remark MHz dBuV/m dBuV/m dBuV dB/m dB dB cm deg 1 5854.99 53.10 110.83 -57.73 40.28 36.00 10.29 33.47 300 87 PEAK 2 5874.36 53.08 105.38 -52.30 40.20 36.02 10.33 33.47 300 87 PEAK 3 5923.96 51.31 69.06 -17.75 38.26 36.09 10.44 33.48 300 87 PEAK 4 5925.51 52.98 68.30 -15.32 39.93 36.10 10.44 33.49 300 87 PEAK	Blank

Mode	37	
	Band Edge - L	
	U-NII-3_5.725-5.85_802.11ac VHT80_CH155_5775MHz	
ANT	22	
Pol.	Horizontal	Fundamental
Peak	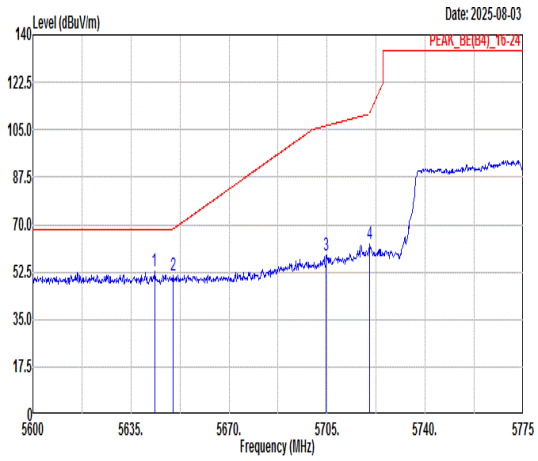 Freq Level Limit Line Margin (dB) Read Level Ant Factor Cable Loss Preamp Factor APos TPos Remark MHz dBuV/m dBuV/m dBuV dB/m dB dB cm deg 1 5643.40 52.66 68.30 -15.64 40.54 35.70 9.85 33.43 300 348 PEAK 2 5650.05 51.00 68.34 -17.34 38.86 35.71 9.86 33.43 300 348 PEAK 3 5704.65 58.82 106.50 -47.68 46.49 35.79 9.98 33.44 300 348 PEAK 4 5720.23 62.69 111.31 -48.62 50.31 35.81 10.01 33.44 300 348 PEAK	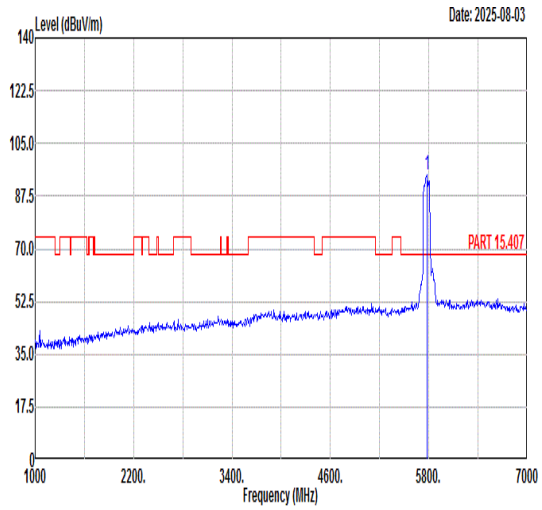 Freq Level Limit Line Margin (dB) Read Level Ant Factor Cable Loss Preamp Factor APos TPos Remark MHz dBuV/m dBuV/m dBuV dB/m dB dB cm deg 1 5775.00 94.34 ------ ------ 81.77 35.89 10.14 33.46 300 348 PEAK
Avg	Blank	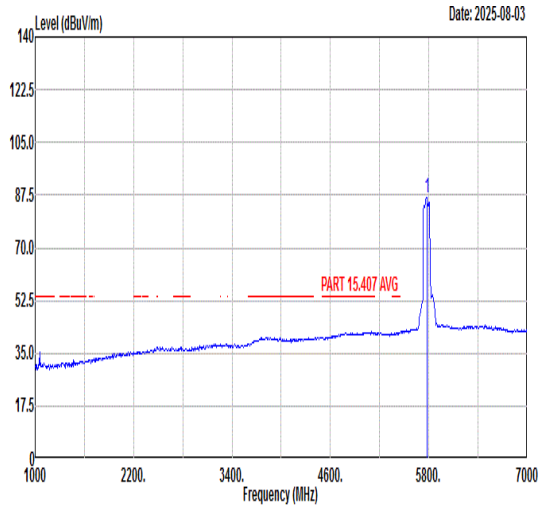 Freq Level Limit Line Margin (dB) Read Level Ant Factor Cable Loss Preamp Factor APos TPos Remark MHz dBuV/m dBuV/m dBuV dB/m dB dB cm deg 1 5775.00 86.62 ------ ------ 74.06 35.89 10.13 33.46 300 348 AVERAGE

Mode	37	
	Band Edge - R	
	U-NII-3_5.725-5.85_802.11ac VHT80_CH155_5775MHz	
ANT	22	
Pol.	Horizontal	Fundamental
Peak	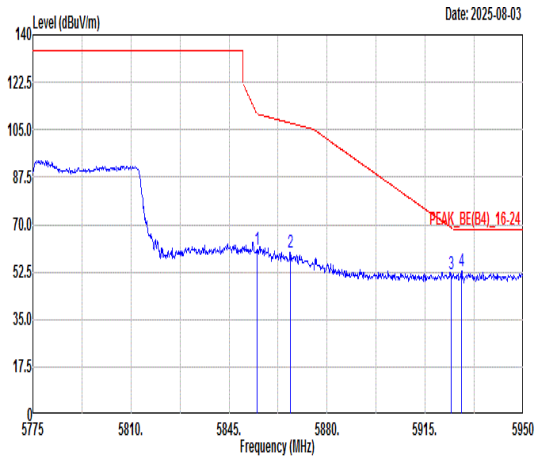 Freq Level Limit Line Margin (dB) Read Level Ant Factor Cable Loss Preamp Factor APos TPos Remark MHz dBuV/m dBuV/m dBuV dB/m dB dB cm deg 1 5854.98 60.69 110.86 -50.17 47.87 36.00 10.29 33.47 300 348 PEAK 2 5866.88 59.84 107.47 -47.63 46.98 36.01 10.32 33.47 300 348 PEAK 3 5924.28 52.03 68.83 -16.80 38.98 36.09 10.44 33.48 300 348 PEAK 4 5927.95 52.90 68.30 -15.40 39.84 36.10 10.45 33.49 300 348 PEAK	Blank

Mode	37	
	Band Edge - L	
	U-NII-3_5.725-5.85_802.11ac VHT80_CH155_5775MHz	
ANT	22	
Pol.	Vertical	Fundamental
Peak	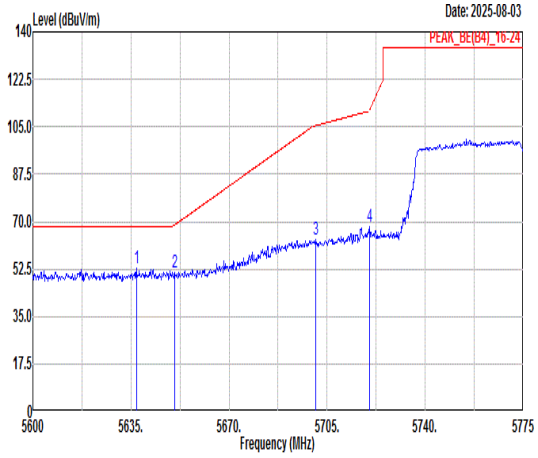 Freq Level Limit Line Margin (dB) Read Level Ant Factor Cable Loss Preamp Factor APos TPos Remark MHz dBuV/m dBuV/m dBuV dB/m dB dB cm deg 1 5636.93 52.64 68.30 -15.66 40.55 35.69 9.83 33.43 201 286 PEAK 2 5650.58 51.20 68.73 -17.53 39.06 35.71 9.86 33.43 201 286 PEAK 3 5700.98 63.60 105.47 -41.87 51.29 35.78 9.97 33.44 201 286 PEAK 4 5720.05 68.17 110.91 -42.74 55.79 35.81 10.01 33.44 201 286 PEAK	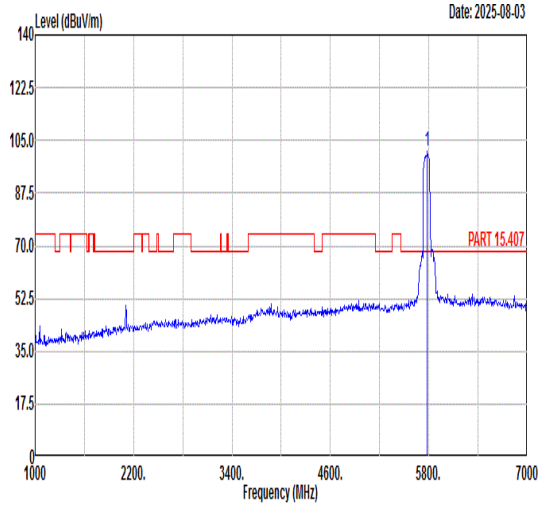 Freq Level Limit Line Margin (dB) Read Level Ant Factor Cable Loss Preamp Factor APos TPos Remark MHz dBuV/m dBuV/m dBuV dB/m dB dB cm deg 1 5775.00 101.54 ------ ------ 88.97 35.89 10.14 33.46 201 286 PEAK
Avg	Blank	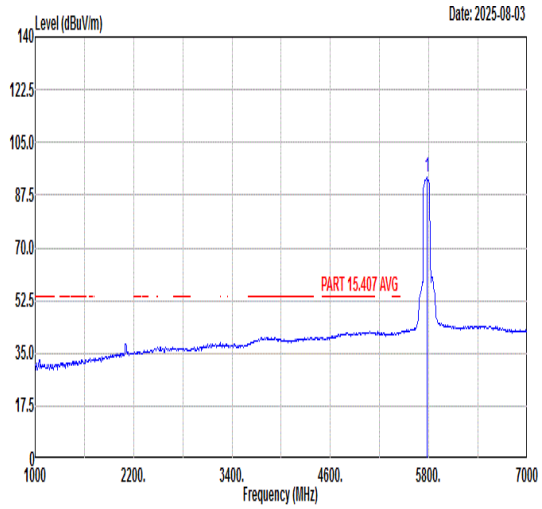 Freq Level Limit Line Margin (dB) Read Level Ant Factor Cable Loss Preamp Factor APos TPos Remark MHz dBuV/m dBuV/m dBuV dB/m dB dB cm deg 1 5775.00 93.26 ------ ------ 80.69 35.89 10.14 33.46 201 286 AVERAGE

Mode	37	
	Band Edge - R	
	U-NII-3_5.725-5.85_802.11ac VHT80_CH155_5775MHz	
ANT	22	
Pol.	Vertical	Fundamental
Peak	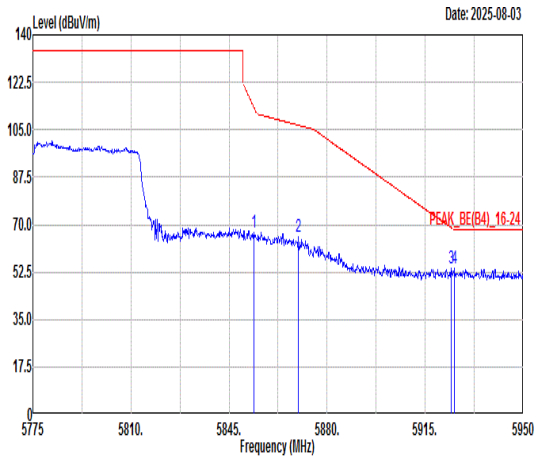 Freq Level Limit Line Margin (dB) Read Level Ant Factor Cable Loss Preamp Factor APos TPos Remark MHz dBuV/m dBuV/m dBuV dB/m dB dB cm deg 1 5853.93 67.15 113.25 -46.10 54.33 36.00 10.29 33.47 201 286 PEAK 2 5869.68 65.59 106.69 -41.10 52.72 36.02 10.32 33.47 201 286 PEAK 3 5924.28 53.78 68.83 -15.05 40.73 36.09 10.44 33.48 201 286 PEAK 4 5925.33 53.66 68.30 -14.64 40.61 36.10 10.44 33.49 201 286 PEAK	Blank

Mode	37	
	Harmonic	
	U-NII-3_5.725-5.85_802.11ac VHT80_CH155_5775MHz	
ANT	22	
Pol.	Horizontal	Vertical
Peak Avg	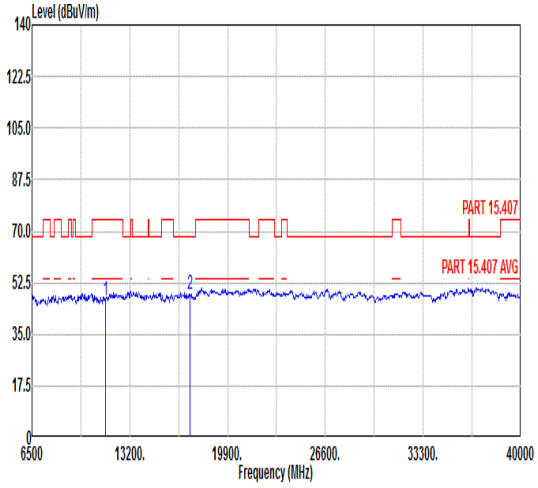 Freq Level Limit Line Margin Read Level Ant Factor Cable Loss Preamp Factor APos TPos Remark MHz dBuV/m dBuV/m dB dBuV dB/m dB dB cm deg 1 11550.00 46.59 74.00 -27.41 45.08 39.26 12.92 50.67 --- --- Peak 2 17325.00 48.60 68.30 -19.70 42.18 42.66 15.79 52.03 --- --- Peak	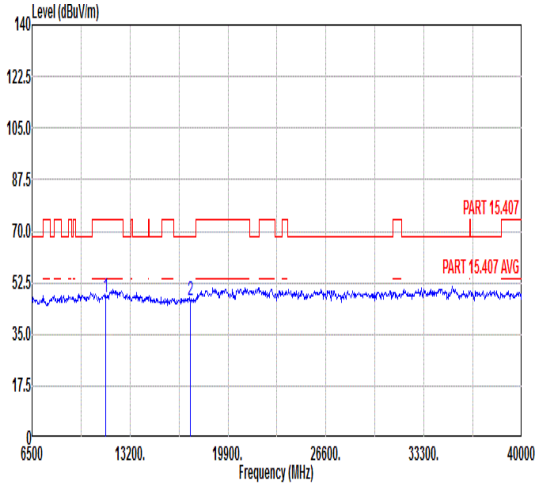 Freq Level Limit Line Margin Read Level Ant Factor Cable Loss Preamp Factor APos TPos Remark MHz dBuV/m dBuV/m dB dBuV dB/m dB dB cm deg 1 11550.00 47.56 74.00 -26.44 46.05 39.26 12.92 50.67 --- --- Peak 2 17325.00 46.61 68.30 -21.69 40.19 42.66 15.79 52.03 --- --- Peak

Mode	38	
	LF	
	U-NII-2C_5.47-5.725_802.11a_CH140_5700MHz LF	
ANT	22	
Pol.	Horizontal	Vertical
Peak	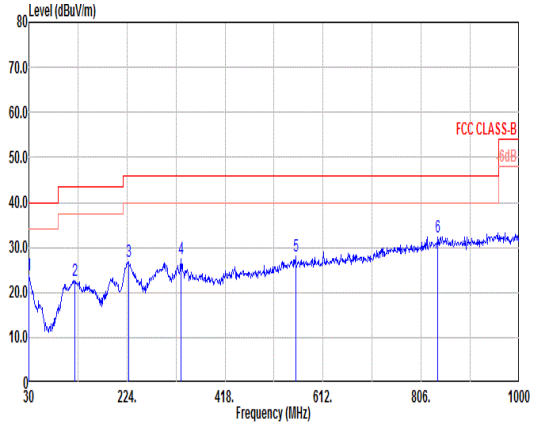	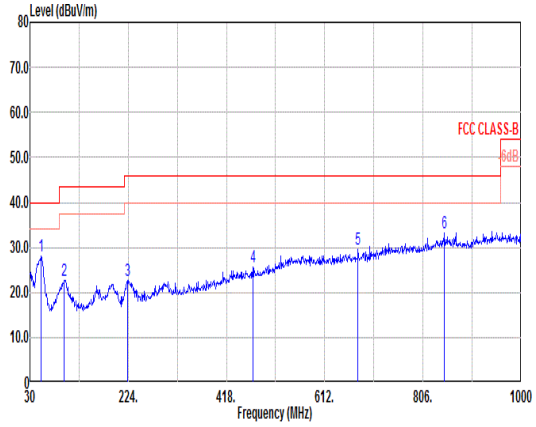

	Freq	Level	Limit Line	Margin	Read Level	Ant Factor	Cable Loss	Preamp Factor	APos	TPos	Remark
	MHz	dBuV/m	dBuV/m	dB	dBuV	dB/m	dB	dB	cm	deg	
1	30.00	23.93	40.00	-16.07	29.61	25.29	0.53	31.50	---	---	Peak
2	121.18	22.61	43.50	-20.89	35.38	17.77	1.12	31.66	---	---	Peak
3	226.91	26.75	46.00	-19.25	40.65	16.05	1.55	31.50	---	---	Peak
4	330.70	27.41	46.00	-18.59	36.99	20.05	1.91	31.54	---	---	Peak
5	557.68	28.17	46.00	-17.83	29.97	26.99	2.48	31.27	---	---	Peak
6	838.98	32.42	46.00	-13.58	31.65	28.80	3.03	31.06	---	---	Peak

	Freq	Level	Limit Line	Margin	Read Level	Ant Factor	Cable Loss	Preamp Factor	APos	TPos	Remark
	MHz	dBuV/m	dBuV/m	dB	dBuV	dB/m	dB	dB	cm	deg	
1	52.31	27.93	40.00	-12.07	45.38	13.53	0.72	31.70	---	---	Peak
2	97.90	22.68	43.50	-20.82	37.54	15.84	1.00	31.70	---	---	Peak
3	223.03	22.76	46.00	-23.24	36.90	15.83	1.53	31.50	---	---	Peak
4	470.38	25.59	46.00	-20.41	30.95	23.69	2.25	31.30	---	---	Peak
5	677.96	29.47	46.00	-16.53	31.27	26.63	2.71	31.14	---	---	Peak
6	848.68	33.31	46.00	-12.69	32.38	28.93	3.05	31.05	---	---	Peak

Mode	39	
	LF	
	U-NII-3_5.725-5.85_802.11ac VHT80_CH155_5775MHz LF	
ANT	22	
Pol.	Horizontal	Vertical
Peak	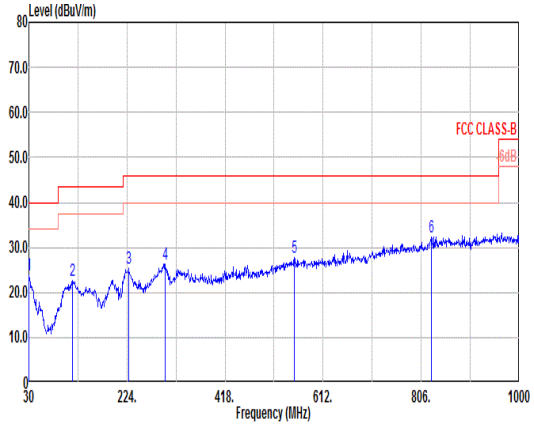	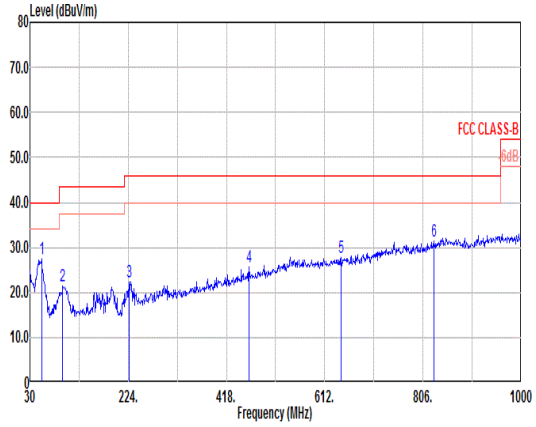

	Freq	Level	Limit Line	Margin	Read Level	Ant Factor	Cable Loss	Preamp Factor	APos	TPos	Remark
	MHz	dBuV/m	dBuV/m	dB	dBuV	dB/m	dB	dB	cm	deg	
1	30.00	23.98	40.00	-16.02	29.66	25.29	0.53	31.50	---	---	Peak
2	116.33	22.64	43.50	-20.86	35.65	17.56	1.10	31.67	---	---	Peak
3	227.88	25.41	46.00	-20.59	39.25	16.11	1.55	31.50	---	---	Peak
4	299.66	26.38	46.00	-19.62	36.75	19.43	1.80	31.60	---	---	Peak
5	554.77	27.63	46.00	-18.37	29.58	26.86	2.47	31.28	---	---	Peak
6	825.40	32.34	46.00	-13.66	31.77	28.64	3.00	31.07	---	---	Peak

	Freq	Level	Limit Line	Margin	Read Level	Ant Factor	Cable Loss	Preamp Factor	APos	TPos	Remark
	MHz	dBuV/m	dBuV/m	dB	dBuV	dB/m	dB	dB	cm	deg	
1	53.28	27.35	40.00	-12.65	45.14	13.18	0.73	31.70	---	---	Peak
2	94.99	21.50	43.50	-22.00	36.77	15.45	0.98	31.70	---	---	Peak
3	225.94	22.40	46.00	-23.60	36.36	16.00	1.54	31.50	---	---	Peak
4	462.62	25.58	46.00	-20.42	31.11	23.54	2.23	31.30	---	---	Peak
5	644.98	27.65	46.00	-18.35	29.40	26.80	2.64	31.19	---	---	Peak
6	827.34	31.42	46.00	-14.58	30.83	28.66	3.00	31.07	---	---	Peak

Mode	40	
	Band Edge	
	Co-location U-NII-2C_5.47-5.725_802.11a_CH140_5700MHz+LTE B13 Link	
ANT	22	
Pol.	Horizontal	Fundamental
Peak	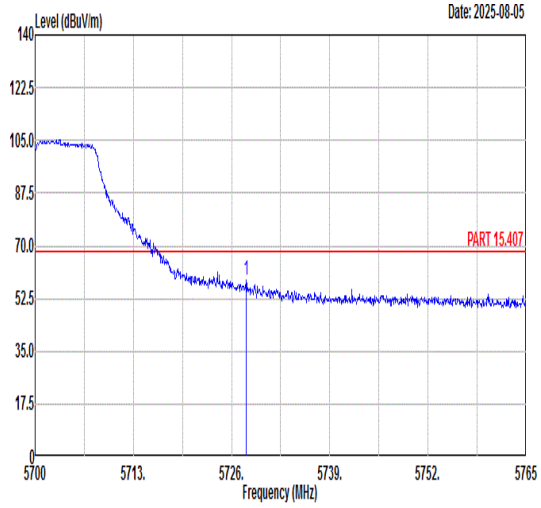 Freq Level Limit Line Margin (dB) Read Level Ant Factor Cable Loss Preamp Factor APos TPos Remark MHz dBuV/m dBuV/m dBuV dB/m dB dB cm deg 1 5727.89 58.80 68.30 -9.50 46.41 35.82 10.02 33.45 100 89 PEAK	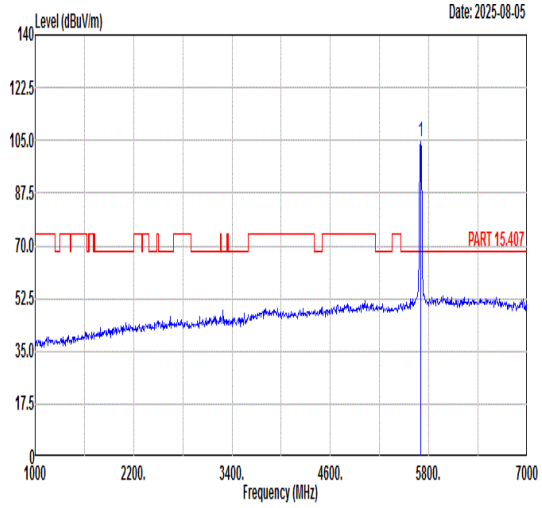 Freq Level Limit Line Margin (dB) Read Level Ant Factor Cable Loss Preamp Factor APos TPos Remark MHz dBuV/m dBuV/m dBuV dB/m dB dB cm deg 1 5700.00 104.78 ------ ------ 92.48 35.78 9.96 33.44 100 89 PEAK
Avg	Blank	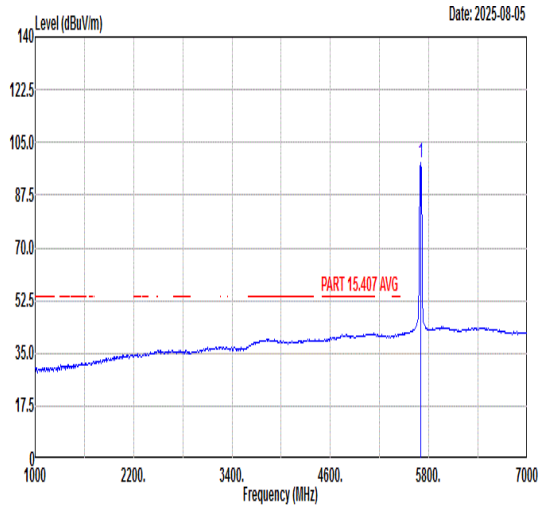 Freq Level Limit Line Margin (dB) Read Level Ant Factor Cable Loss Preamp Factor APos TPos Remark MHz dBuV/m dBuV/m dBuV dB/m dB dB cm deg 1 5700.00 98.18 ------ ------ 85.88 35.78 9.96 33.44 100 89 AVERAGE

Mode	40	
	Band Edge	
	Co-location U-NII-2C_5.47-5.725_802.11a_CH140_5700MHz+LTE B13 Link	
ANT	22	
Pol.	Vertical	Fundamental
Peak	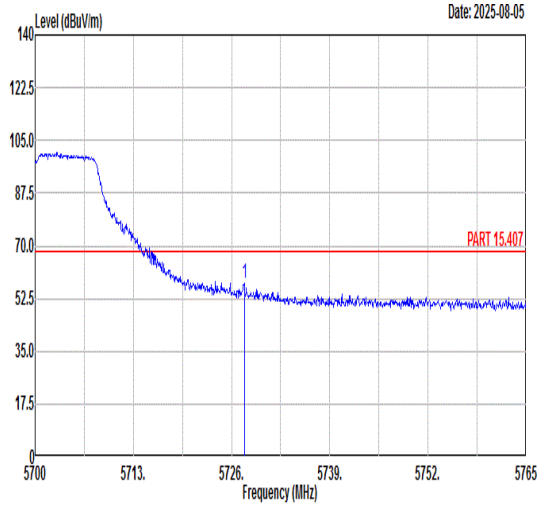 Freq Level Limit Line Margin (dB) Read Level Ant Factor Cable Loss Preamp Factor APos TPos Remark MHz dBuV/m dBuV/m dBuV dB/m dB dB cm deg 1 5727.69 57.45 68.30 -10.85 45.06 35.82 10.02 33.45 378 258 PEAK	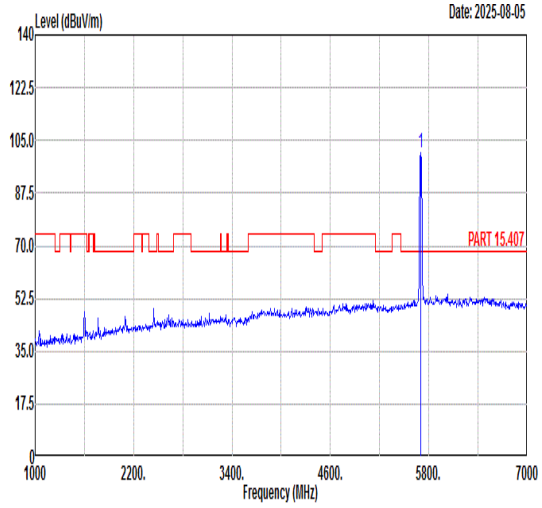 Freq Level Limit Line Margin (dB) Read Level Ant Factor Cable Loss Preamp Factor APos TPos Remark MHz dBuV/m dBuV/m dBuV dB/m dB dB cm deg 1 5700.00 100.74 ------ ------ 88.42 35.79 9.97 33.44 378 258 PEAK
Avg	Blank	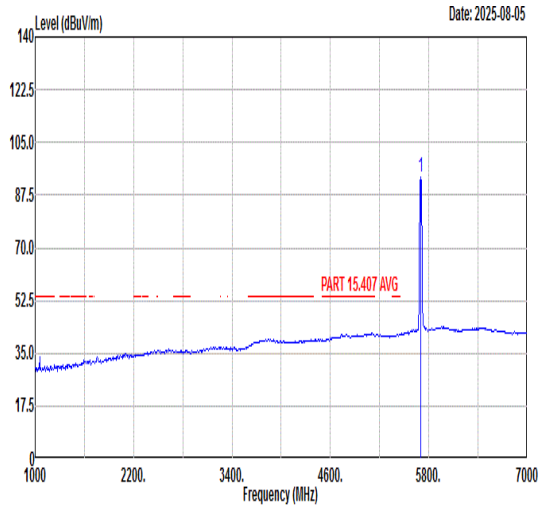 Freq Level Limit Line Margin (dB) Read Level Ant Factor Cable Loss Preamp Factor APos TPos Remark MHz dBuV/m dBuV/m dBuV dB/m dB dB cm deg 1 5700.00 93.63 ------ ------ 81.33 35.78 9.96 33.44 378 258 AVERAGE

Mode	40	
	Harmonic	
	Co-location U-NII-2C_5.47-5.725_802.11a_CH140_5700MHz+LTE B13 Link	
ANT	22	
Pol.	Horizontal	Vertical
Peak Avg	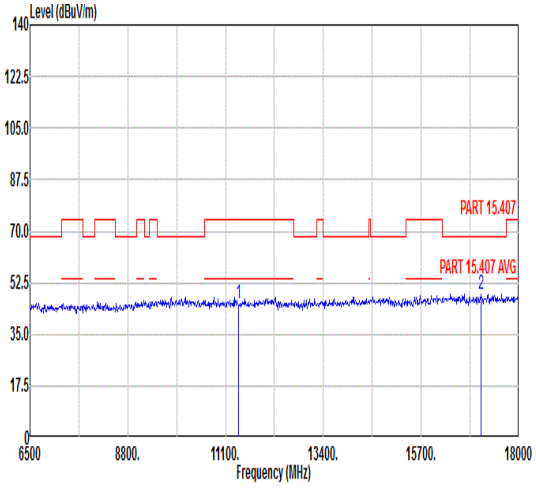 Freq Level Limit Line Margin Read Level Ant Factor Cable Loss Preamp Factor APos TPos Remark MHz dBuV/m dBuV/m dB dBuV dB/m dB dB cm deg 1 11400.00 45.47 74.00 -28.53 58.02 38.42 12.81 63.78 --- --- Peak 2 17100.00 48.46 68.30 -19.84 55.07 42.68 15.62 64.91 --- --- Peak	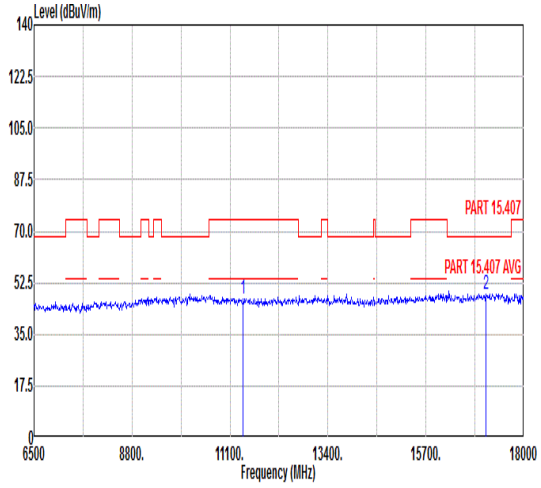 Freq Level Limit Line Margin Read Level Ant Factor Cable Loss Preamp Factor APos TPos Remark MHz dBuV/m dBuV/m dB dBuV dB/m dB dB cm deg 1 11400.00 47.20 74.00 -26.80 59.75 38.42 12.81 63.78 --- --- Peak 2 17100.00 48.62 68.30 -19.68 55.23 42.68 15.62 64.91 --- --- Peak

Appendix D. Duty Cycle Plots

Band	Duty Cycle(%)	T(ms)	1/T(kHz)	VBW Setting
802.11a	98.57	-	-	10Hz
802.11n HT20	97.96	1.92	0.521	1KHz
802.11n HT40	95.88	0.93	1.075	3KHz
802.11ac VHT80	94	0.47	2.128	3KHz

802.11a

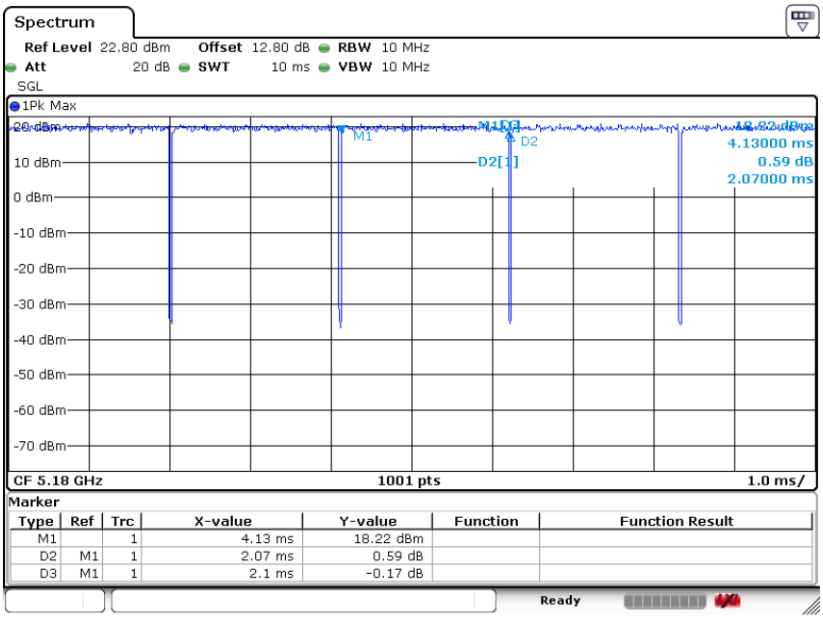

802.11n HT20

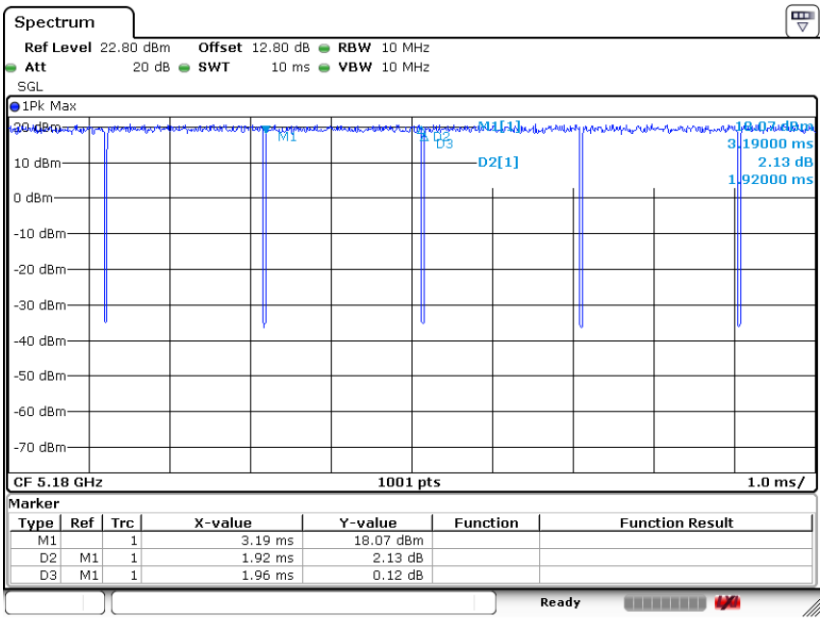

802.11n HT40

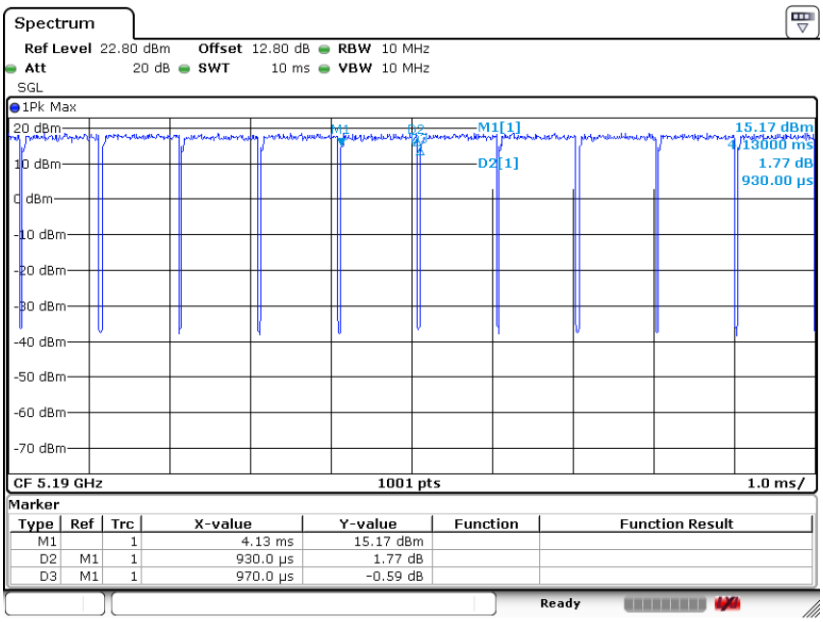
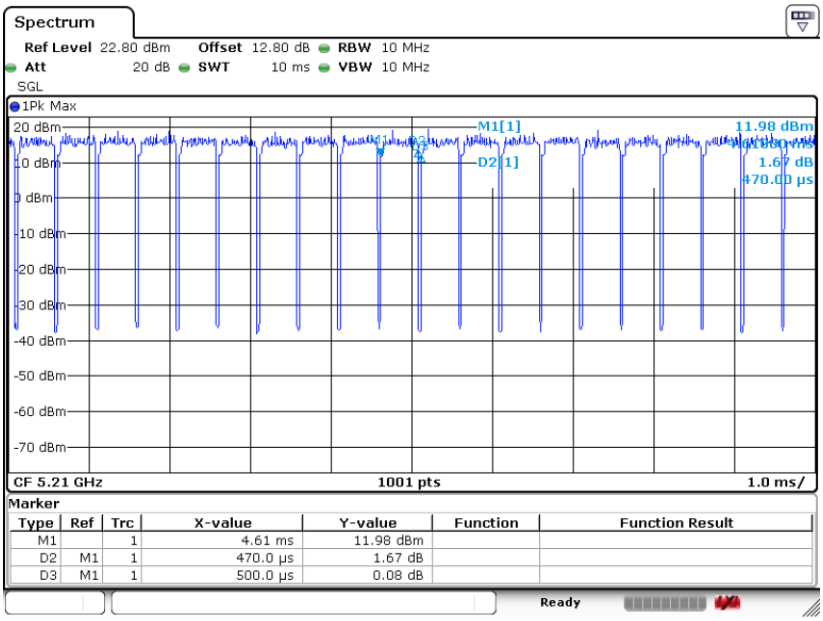
802.11ac VHT80