Mode	19	
	Band Edge - L	
	2400-2483.5_802.11ax HE20_CH06_2437MHz	
ANT	22	
Pol.	Vertical	Fundamental
Peak	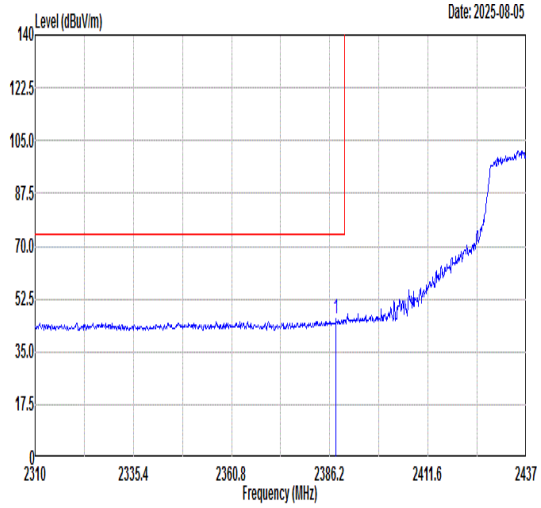 Freq Level Limit Line Margin (dB) Read Level Ant Factor Cable Loss Preamp Factor APos TPos Remark 1 2387.85 45.93 74.00 -28.07 42.29 32.42 5.36 34.14 200 43 PEAK	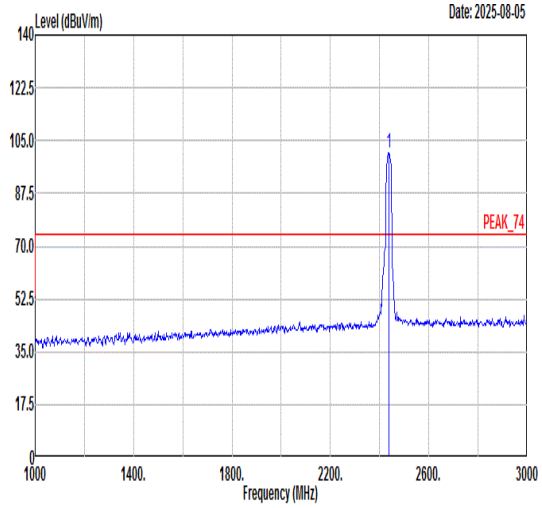 Freq Level Limit Line Margin (dB) Read Level Ant Factor Cable Loss Preamp Factor APos TPos Remark 1 2437.00 101.08 ------ ------ 97.29 32.50 5.41 34.12 200 43 PEAK
Avg	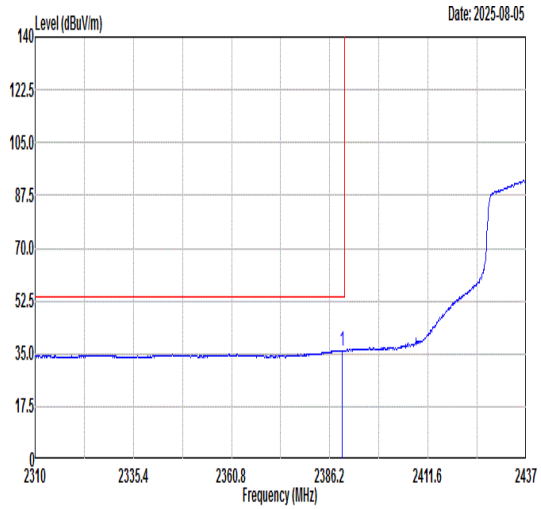 Freq Level Limit Line Margin (dB) Read Level Ant Factor Cable Loss Preamp Factor APos TPos Remark 1 2389.50 36.09 54.00 -17.91 32.45 32.42 5.36 34.14 200 43 AVERAGE	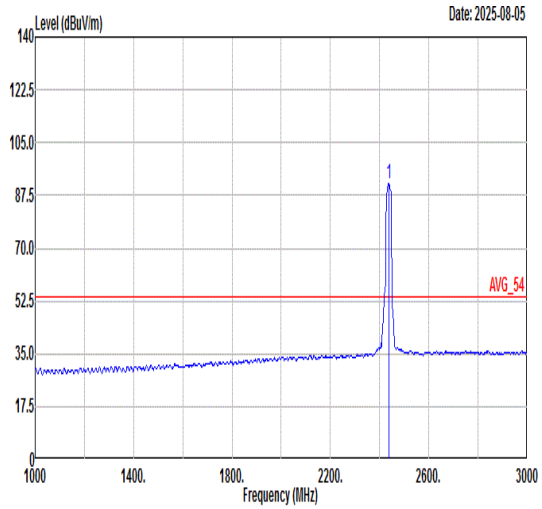 Freq Level Limit Line Margin (dB) Read Level Ant Factor Cable Loss Preamp Factor APos TPos Remark 1 2437.00 91.36 ------ ------ 87.57 32.50 5.41 34.12 200 43 AVERAGE

Mode	19	
	Band Edge - R	
	2400-2483.5_802.11ax HE20_CH06_2437MHz	
ANT	22	
Pol.	Vertical	Fundamental
Peak	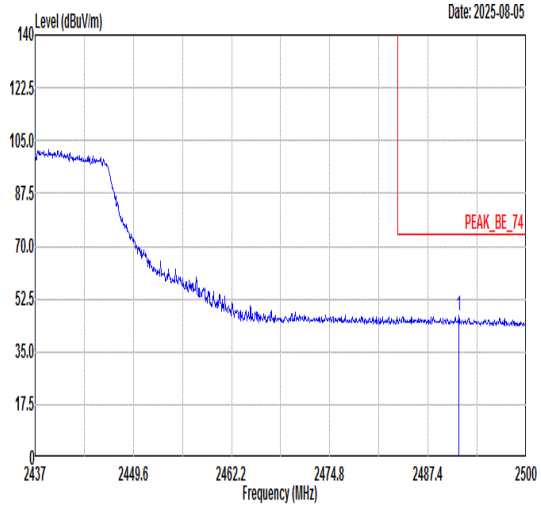 Freq Level Limit Line Margin (dB) Read Level Ant Factor Cable Loss Preamp Factor APos TPos Remark MHz dBuV/m dBuV/m dBuV dB/m dB dB cm deg 1 2491.37 46.99 74.00 -27.01 42.58 32.59 5.92 34.10 200 43 PEAK	Blank
Avg	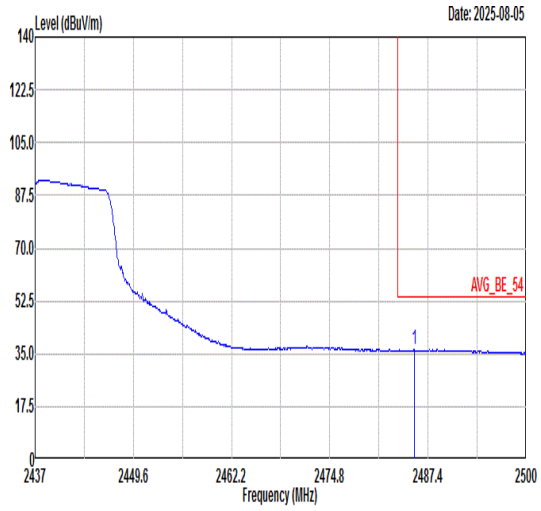 Freq Level Limit Line Margin (dB) Read Level Ant Factor Cable Loss Preamp Factor APos TPos Remark MHz dBuV/m dBuV/m dBuV dB/m dB dB cm deg 1 2485.64 36.40 54.00 -17.60 31.99 32.58 5.94 34.11 200 43 AVERAGE	Blank

Mode	19	
	Harmonic	
	2400-2483.5_802.11ax HE20_CH06_2437MHz	
ANT	22	
Pol.	Horizontal	Vertical
Peak Avg	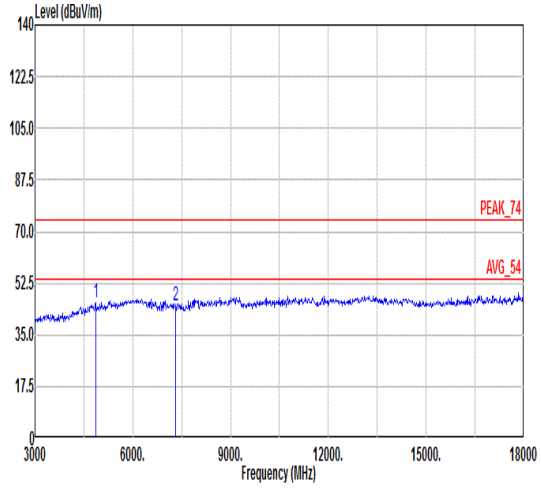 Freq Level Limit Line Margin Read Level Ant Factor Cable Loss Preamp Factor APos TPos Remark MHz dBuV/m dBuV/m dB dBuV dB/m dB dB cm deg 1 4874.00 45.99 74.00 -28.01 65.60 36.50 8.72 64.83 --- --- Peak 2 7311.00 44.88 74.00 -29.12 62.82 36.89 10.18 65.01 --- --- Peak	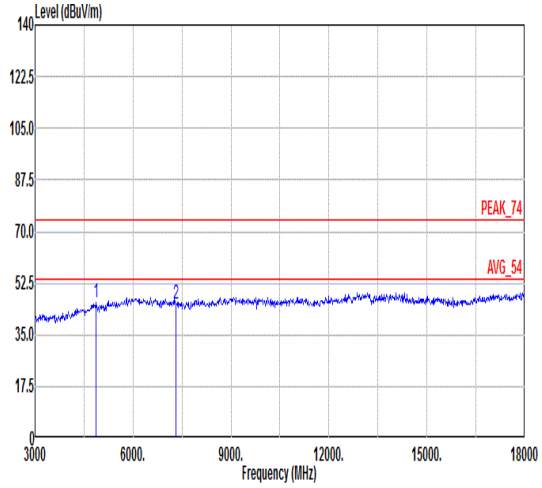 Freq Level Limit Line Margin Read Level Ant Factor Cable Loss Preamp Factor APos TPos Remark MHz dBuV/m dBuV/m dB dBuV dB/m dB dB cm deg 1 4874.00 46.18 74.00 -27.82 65.79 36.50 8.72 64.83 --- --- Peak 2 7311.00 45.65 74.00 -28.35 63.59 36.89 10.18 65.01 --- --- Peak

Mode	20	
	Band Edge	
	2400-2483.5_802.11ax HE20_CH11_2462MHz	
ANT	22	
Pol.	Horizontal	Fundamental
Peak	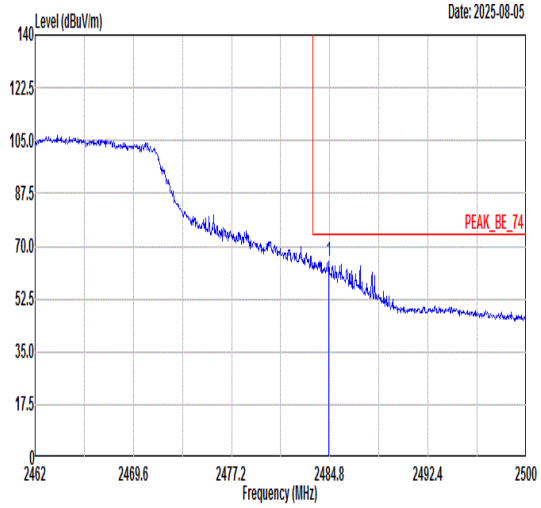 Freq Level Limit Line Margin (dB) Read Level Ant Factor Cable Loss Preamp Factor APos TPos Remark 1 2484.72 65.22 74.00 -8.78 60.81 32.58 5.94 34.11 303 28 PEAK	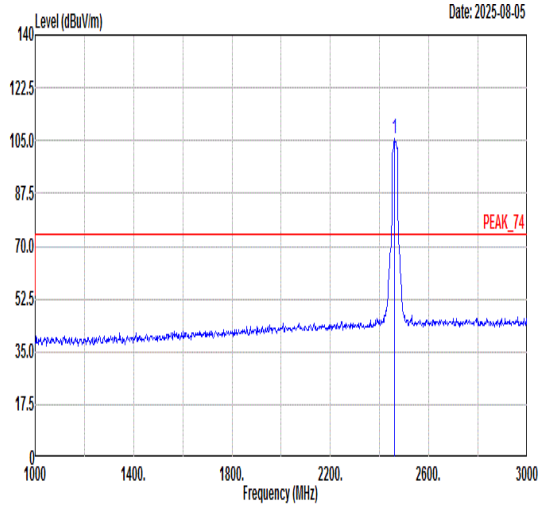 Freq Level Limit Line Margin (dB) Read Level Ant Factor Cable Loss Preamp Factor APos TPos Remark 1 2462.00 105.81 ------ ------ 101.71 32.54 5.68 34.12 303 28 PEAK
Avg	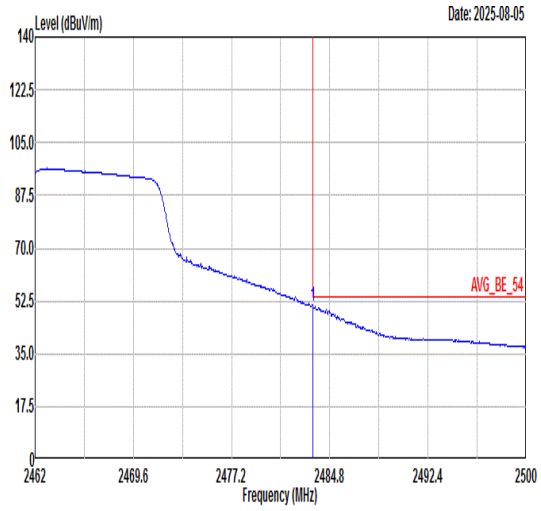 Freq Level Limit Line Margin (dB) Read Level Ant Factor Cable Loss Preamp Factor APos TPos Remark 1 2483.51 50.71 54.00 -3.29 46.30 32.57 5.95 34.11 303 28 AVERAGE	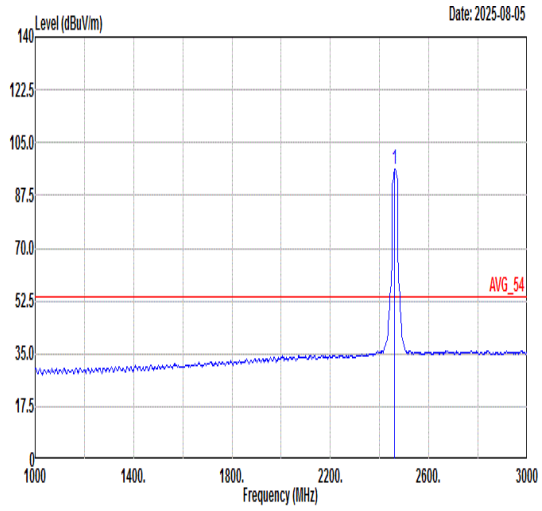 Freq Level Limit Line Margin (dB) Read Level Ant Factor Cable Loss Preamp Factor APos TPos Remark 1 2462.00 96.08 ------ ------ 91.95 32.54 5.70 34.11 303 28 AVERAGE

Mode	20	
	Band Edge	
	2400-2483.5_802.11ax HE20_CH11_2462MHz	
ANT	22	
Pol.	Vertical	Fundamental
Peak	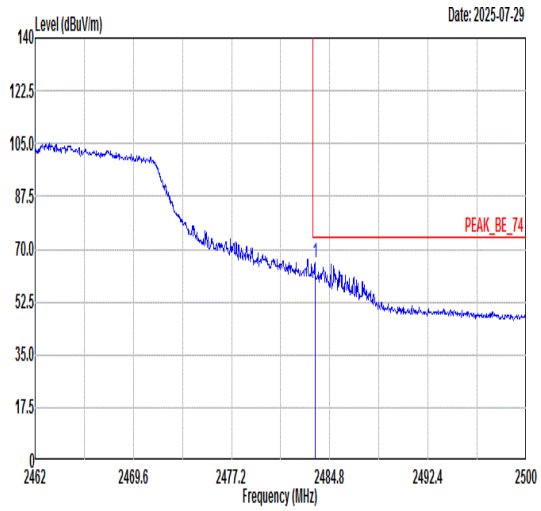 Freq Level Limit Line Margin (dB) Read Level Ant Factor Cable Loss Preamp Factor APos TPos Remark 1 2483.66 65.51 74.00 -8.49 61.10 32.57 5.95 34.11 200 113 PEAK	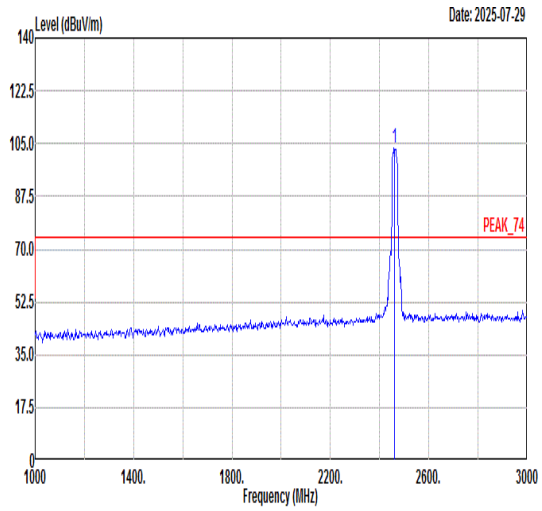 Freq Level Limit Line Margin (dB) Read Level Ant Factor Cable Loss Preamp Factor APos TPos Remark 1 2462.00 103.36 ------ ------ 99.36 32.53 5.59 34.12 200 113 PEAK
Avg	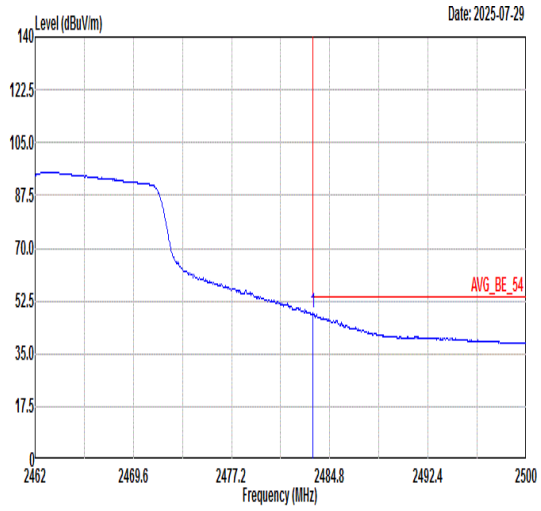 Freq Level Limit Line Margin (dB) Read Level Ant Factor Cable Loss Preamp Factor APos TPos Remark 1 2483.51 48.39 54.00 -5.61 43.98 32.57 5.95 34.11 200 113 AVERAGE	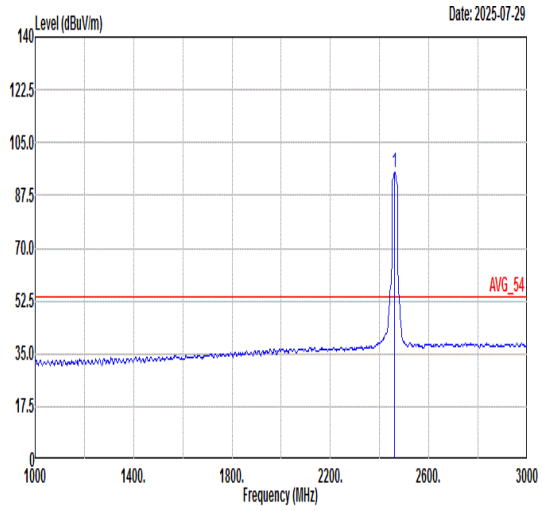 Freq Level Limit Line Margin (dB) Read Level Ant Factor Cable Loss Preamp Factor APos TPos Remark 1 2462.00 95.28 ------ ------ 91.18 32.54 5.68 34.12 200 113 AVERAGE

Mode	20	
	Harmonic	
	2400-2483.5_802.11ax HE20_CH11_2462MHz	
ANT	22	
Pol.	Horizontal	Vertical
Peak Avg	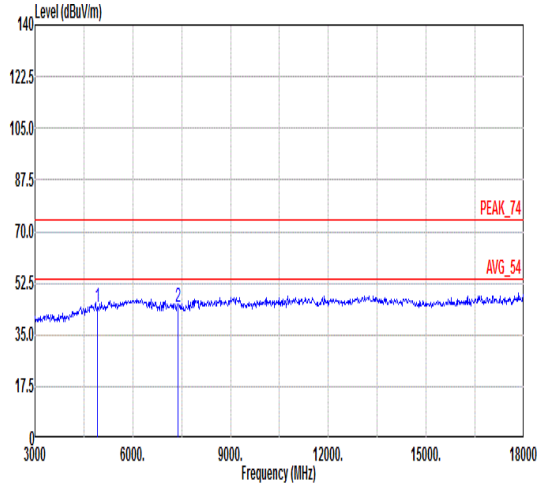 Freq Level Limit Line Margin Read Level Ant Factor Cable Loss Preamp Factor APos TPos Remark MHz dBuV/m dBuV/m dB dBuV dB/m dB dB cm deg 1 4924.00 44.47 74.00 -29.53 64.14 36.58 8.57 64.82 --- --- Peak 2 7386.00 44.20 74.00 -29.80 62.19 36.81 10.18 64.98 --- --- Peak	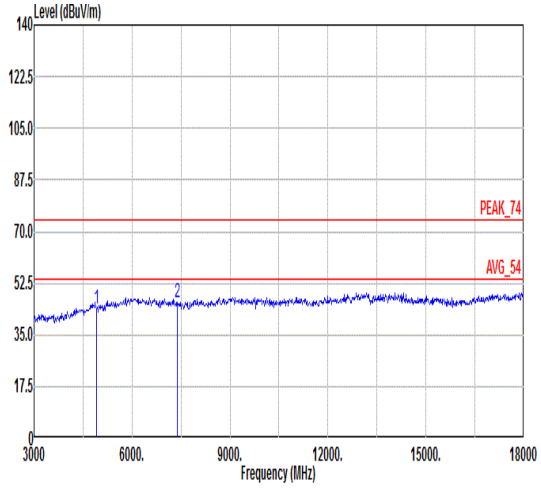 Freq Level Limit Line Margin Read Level Ant Factor Cable Loss Preamp Factor APos TPos Remark MHz dBuV/m dBuV/m dB dBuV dB/m dB dB cm deg 1 4924.00 44.06 74.00 -29.94 63.73 36.58 8.57 64.82 --- --- Peak 2 7386.00 46.09 74.00 -27.91 64.08 36.81 10.18 64.98 --- --- Peak

Mode	21
	Band Edge - L
	2400-2483.5_802.11ax HE40_CH03_2422MHz
ANT	22

Pol.	Horizontal	Fundamental
Peak	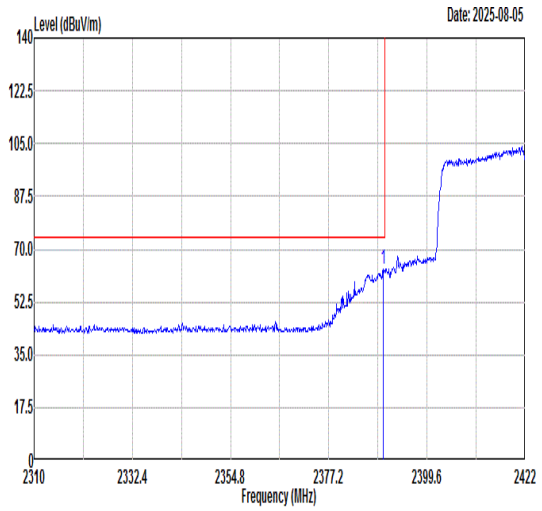 Freq Level Limit Line Margin (dB) Read Level Ant Factor Cable Loss Preamp Factor APos TPos Remark 1 2389.63 63.16 74.00 -10.84 59.52 32.42 5.36 34.14 400 23 PEAK	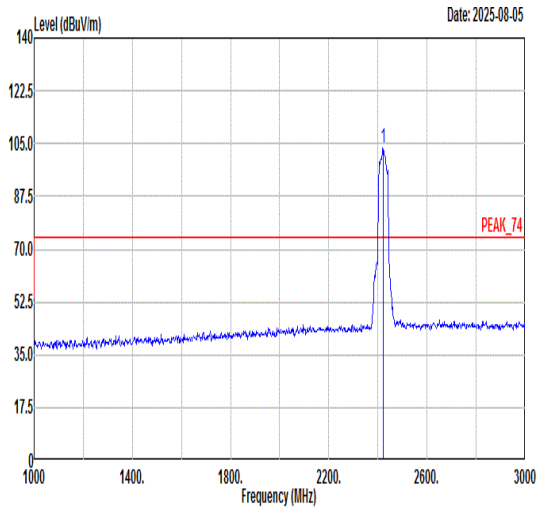 Freq Level Limit Line Margin (dB) Read Level Ant Factor Cable Loss Preamp Factor APos TPos Remark 1 2422.00 103.30 ------ ------ 99.57 32.47 5.39 34.13 400 23 PEAK
Avg	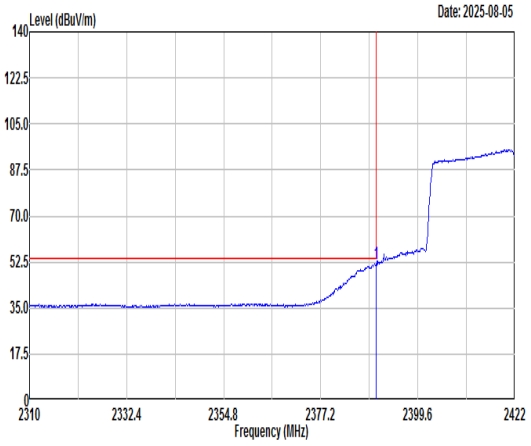 Freq Level Limit Line Margin (dB) Read Level Ant Factor Cable Loss Preamp Factor APos TPos Remark 1 2389.97 51.84 54.00 -2.16 48.20 32.42 5.36 34.14 400 23 AVERAGE	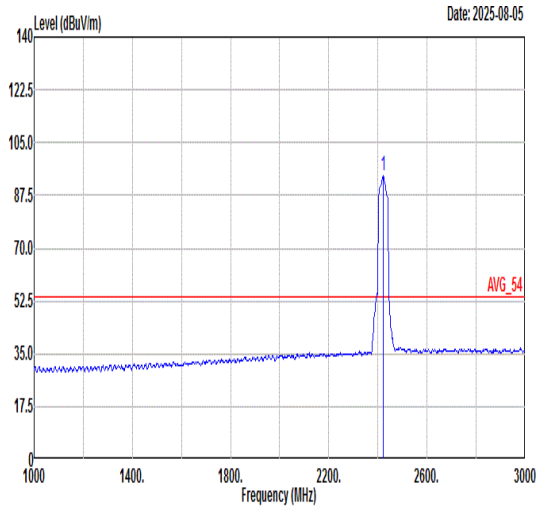 Freq Level Limit Line Margin (dB) Read Level Ant Factor Cable Loss Preamp Factor APos TPos Remark 1 2422.00 93.80 ------ ------ 90.06 32.48 5.39 34.13 400 23 AVERAGE

Mode	21	
	Band Edge - R	
	2400-2483.5_802.11ax HE40_CH03_2422MHz	
ANT	22	
Pol.	Horizontal	Fundamental
Peak	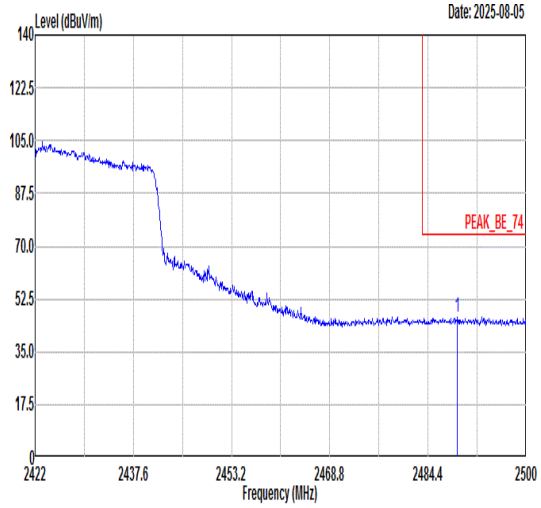 Freq Level Limit Line Margin (dB) Read Level Ant Factor Cable Loss Preamp Factor APos TPos Remark MHz dBuV/m dBuV/m dBuV dB/m dB dB cm deg 1 2489.08 46.64 74.00 -27.36 42.24 32.58 5.92 34.10 400 23 PEAK	Blank
Avg	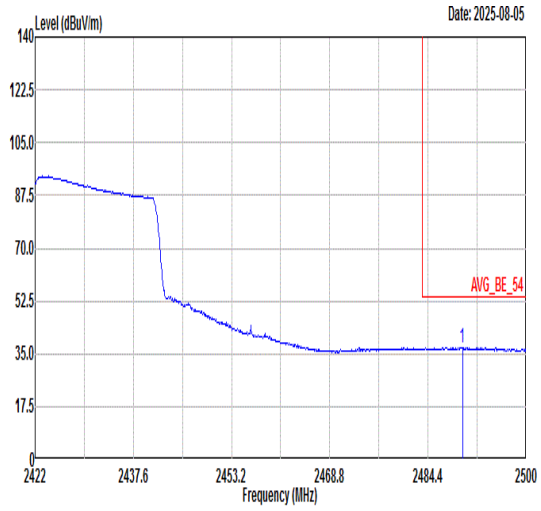 Freq Level Limit Line Margin (dB) Read Level Ant Factor Cable Loss Preamp Factor APos TPos Remark MHz dBuV/m dBuV/m dBuV dB/m dB dB cm deg 1 2489.86 37.08 54.00 -16.92 32.68 32.58 5.92 34.10 400 23 AVERAGE	Blank

Mode	21	
	Band Edge - L	
	2400-2483.5_802.11ax HE40_CH03_2422MHz	
ANT	22	
Pol.	Vertical	Fundamental
Peak	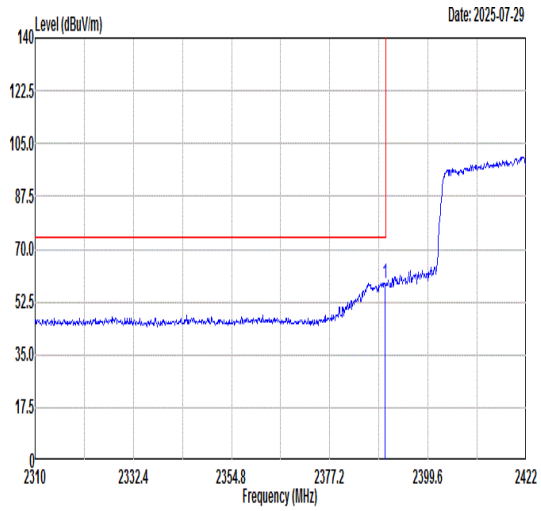 Freq Level Limit Line Margin (dB) Read Level Ant Factor Cable Loss Preamp Factor APos TPos Remark 1 2389.74 58.87 74.00 -15.13 55.23 32.42 5.36 34.14 228 97 PEAK	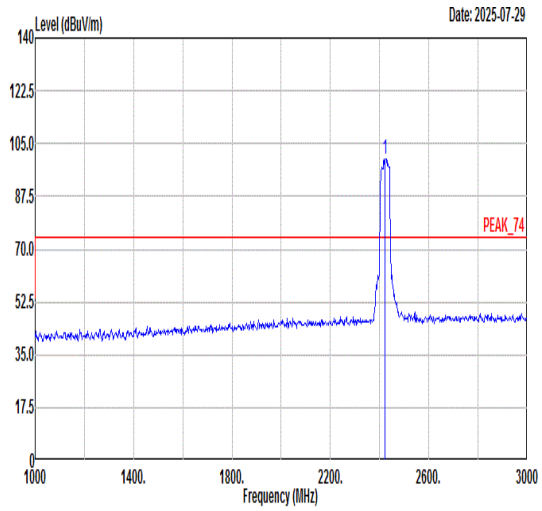 Freq Level Limit Line Margin (dB) Read Level Ant Factor Cable Loss Preamp Factor APos TPos Remark 1 2422.00 99.96 ------ ------ 96.21 32.48 5.40 34.13 228 97 PEAK
Avg	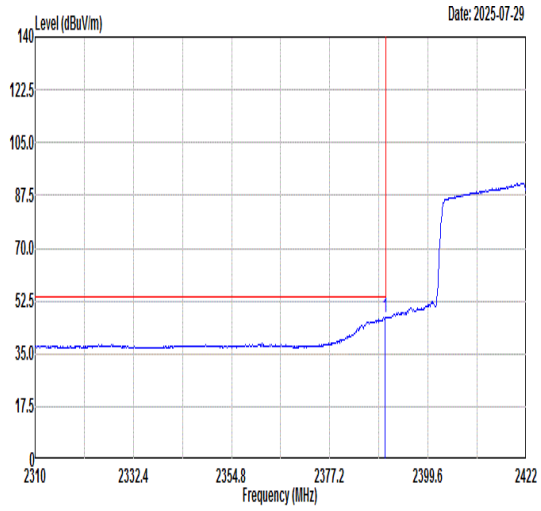 Freq Level Limit Line Margin (dB) Read Level Ant Factor Cable Loss Preamp Factor APos TPos Remark 1 2389.74 47.21 54.00 -6.79 43.57 32.42 5.36 34.14 228 97 AVERAGE	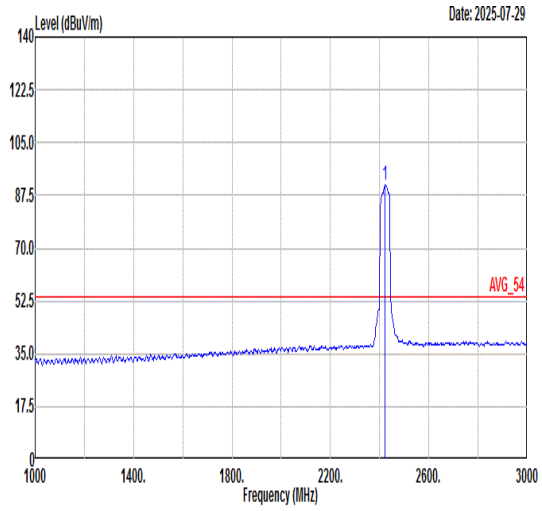 Freq Level Limit Line Margin (dB) Read Level Ant Factor Cable Loss Preamp Factor APos TPos Remark 1 2422.00 91.07 ------ ------ 87.33 32.48 5.39 34.13 228 97 AVERAGE

Mode	21	
	Band Edge - R	
	2400-2483.5_802.11ax HE40_CH03_2422MHz	
ANT	22	
Pol.	Vertical	Fundamental
Peak	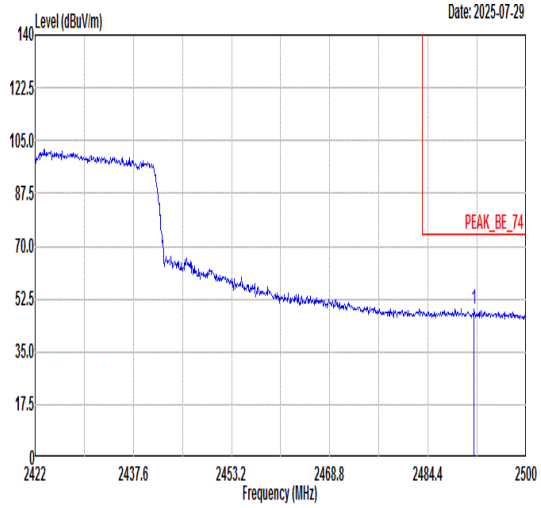 Freq Level Limit Line Margin (dB) Read Level Ant Factor Cable Loss Preamp Factor APos TPos Remark MHz dBuV/m dBuV/m dBuV dB/m dB dB cm deg 1 2491.73 49.04 74.00 -24.96 44.64 32.59 5.91 34.10 228 97 PEAK	Blank
Avg	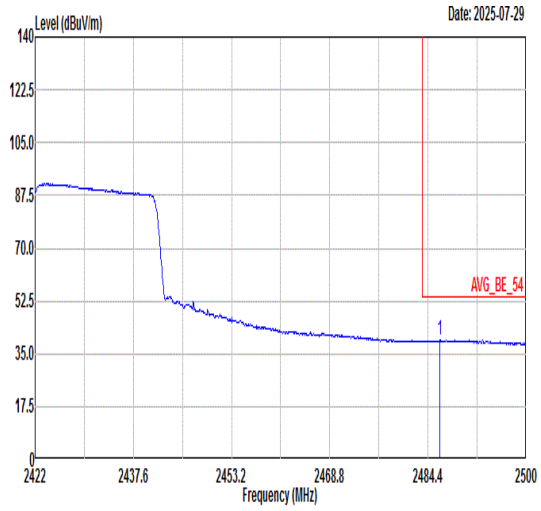 Freq Level Limit Line Margin (dB) Read Level Ant Factor Cable Loss Preamp Factor APos TPos Remark MHz dBuV/m dBuV/m dBuV dB/m dB dB cm deg 1 2486.27 39.76 54.00 -14.24 35.35 32.58 5.94 34.11 228 97 AVERAGE	Blank

Mode	21	
	Harmonic	
	2400-2483.5_802.11ax HE40_CH03_2422MHz	
ANT	22	
Pol.	Horizontal	Vertical
Peak Avg	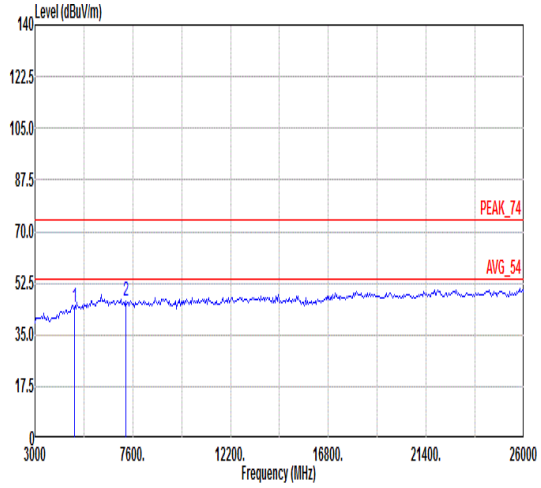 Freq Level Limit Line Margin Read Level Ant Factor Cable Loss Preamp Factor APos TPos Remark MHz dBuV/m dBuV/m dB dBuV dB/m dB dB cm deg 1 4844.00 44.52 74.00 -29.48 64.09 36.45 8.81 64.83 200 210 Peak 2 7266.00 46.36 74.00 -27.64 64.27 36.93 10.18 65.02 105 269 Peak	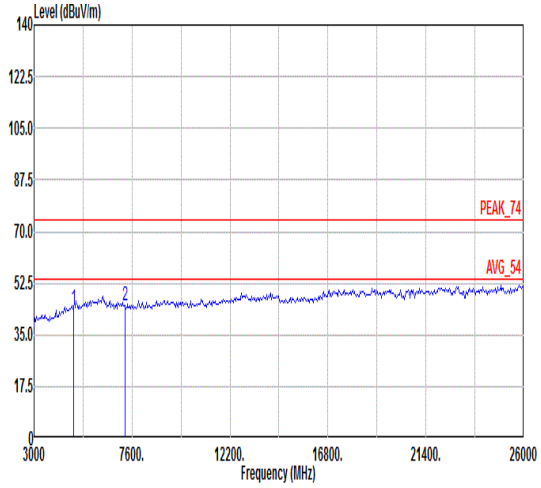 Freq Level Limit Line Margin Read Level Ant Factor Cable Loss Preamp Factor APos TPos Remark MHz dBuV/m dBuV/m dB dBuV dB/m dB dB cm deg 1 4844.00 43.78 74.00 -30.22 63.35 36.45 8.81 64.83 200 210 Peak 2 7266.00 45.02 74.00 -28.98 62.93 36.93 10.18 65.02 105 269 Peak

Mode	22	
	Band Edge - L	
	2400-2483.5_802.11ax HE40_CH06_2437MHz	
ANT	22	
Pol.	Horizontal	Fundamental
Peak	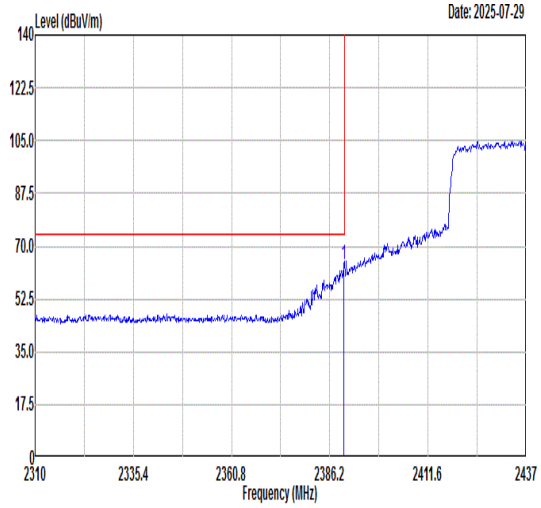 Freq Level Limit Line Margin (dB) Read Level Ant Factor Cable Loss Preamp Factor APos TPos Remark 1 2389.88 64.12 74.00 -9.88 60.48 32.42 5.36 34.14 400 24 PEAK	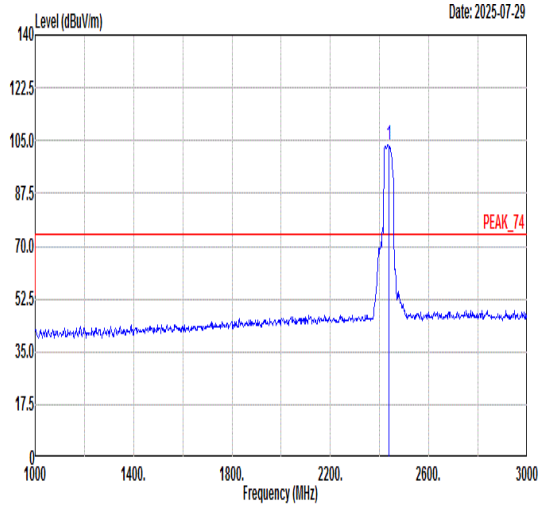 Freq Level Limit Line Margin (dB) Read Level Ant Factor Cable Loss Preamp Factor APos TPos Remark 1 2437.00 103.65 ------ ------ 99.87 32.50 5.41 34.13 400 24 PEAK
Avg	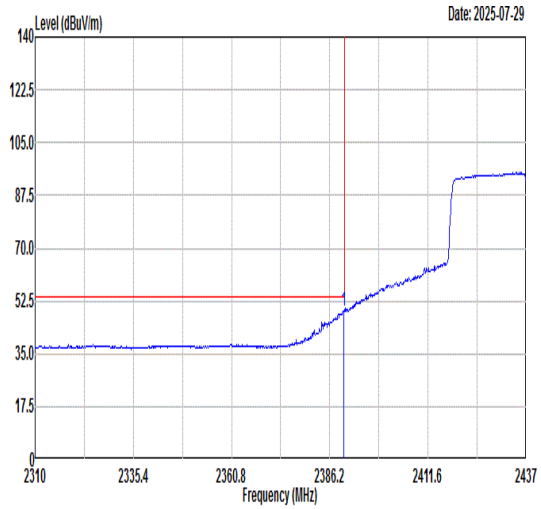 Freq Level Limit Line Margin (dB) Read Level Ant Factor Cable Loss Preamp Factor APos TPos Remark 1 2389.88 49.28 54.00 -4.72 45.64 32.42 5.36 34.14 400 24 AVERAGE	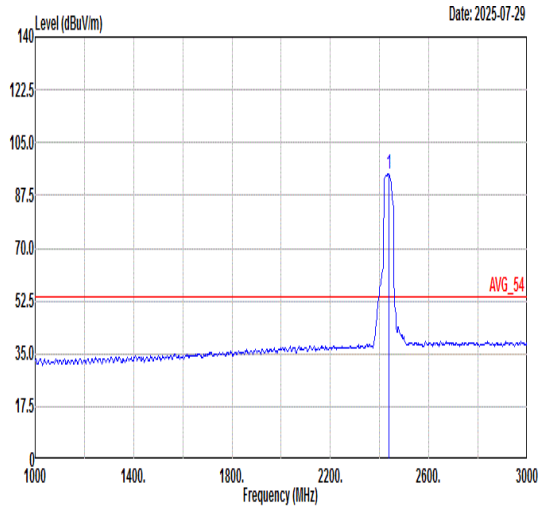 Freq Level Limit Line Margin (dB) Read Level Ant Factor Cable Loss Preamp Factor APos TPos Remark 1 2437.00 94.70 ------ ------ 90.92 32.50 5.41 34.13 400 24 AVERAGE

Mode	22	
	Band Edge - R	
	2400-2483.5_802.11ax HE40_CH06_2437MHz	
ANT	22	
Pol.	Horizontal	Fundamental
Peak	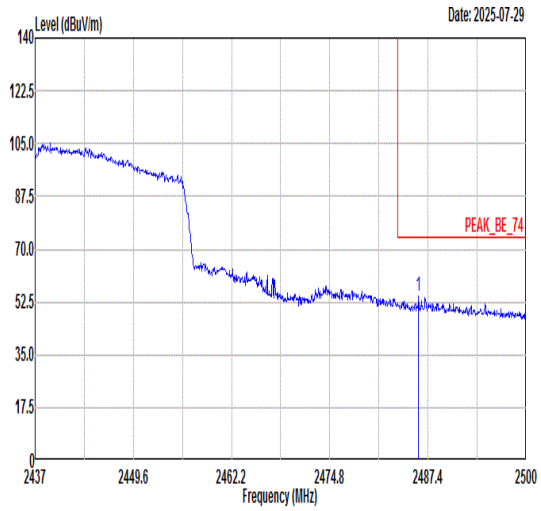 Freq Level Limit Line Margin (dB) Read Level Ant Factor Cable Loss Preamp Factor APos TPos Remark MHz dBuV/m dBuV/m dBuV dB/m dB dB cm deg 1 2486.20 54.20 74.00 -19.80 49.79 32.58 5.94 34.11 400 24 PEAK	Blank
Avg	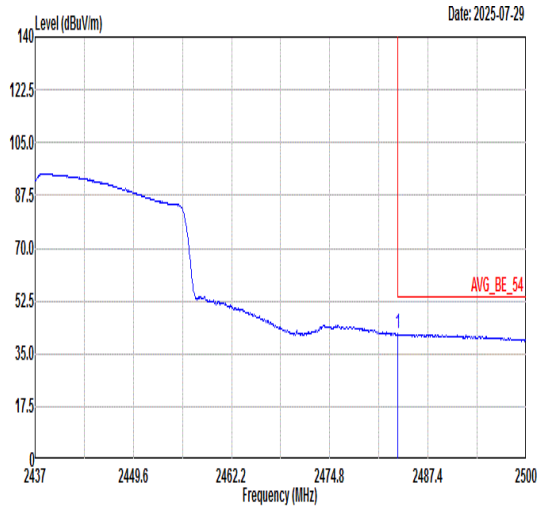 Freq Level Limit Line Margin (dB) Read Level Ant Factor Cable Loss Preamp Factor APos TPos Remark MHz dBuV/m dBuV/m dBuV dB/m dB dB cm deg 1 2483.56 41.56 54.00 -12.44 37.15 32.57 5.95 34.11 400 24 AVERAGE	Blank

Mode	22	
	Band Edge - L	
	2400-2483.5_802.11ax HE40_CH06_2437MHz	
ANT	22	
Pol.	Vertical	Fundamental
Peak	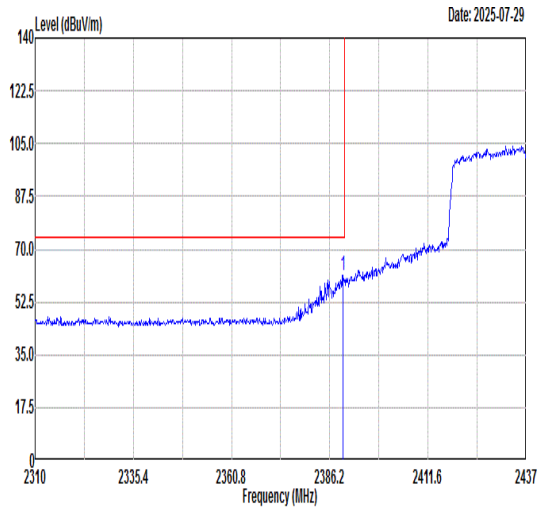 Freq Level Limit Line Margin (dB) Read Level Ant Factor Cable Loss Preamp Factor APos TPos Remark MHz dBuV/m dBuV/m dBuV dB/m dB dB cm deg 1 2389.63 61.22 74.00 -12.78 57.58 32.42 5.36 34.14 200 84 PEAK	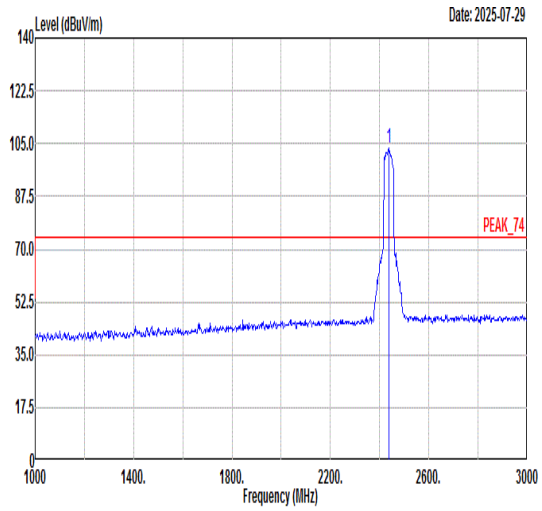 Freq Level Limit Line Margin (dB) Read Level Ant Factor Cable Loss Preamp Factor APos TPos Remark MHz dBuV/m dBuV/m dBuV dB/m dB dB cm deg 1 2437.00 103.49 ------ ------ 99.70 32.50 5.41 34.12 200 84 PEAK
Avg	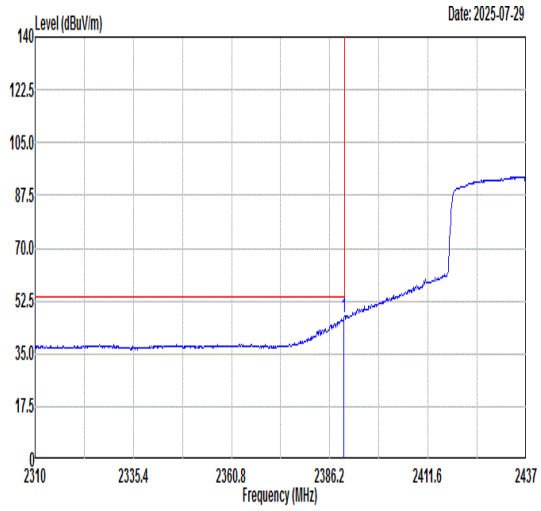 Freq Level Limit Line Margin (dB) Read Level Ant Factor Cable Loss Preamp Factor APos TPos Remark MHz dBuV/m dBuV/m dBuV dB/m dB dB cm deg 1 2389.88 47.23 54.00 -6.77 43.59 32.42 5.36 34.14 200 84 AVERAGE	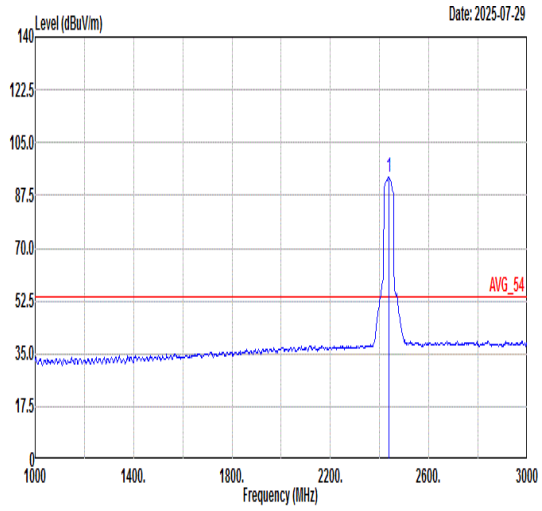 Freq Level Limit Line Margin (dB) Read Level Ant Factor Cable Loss Preamp Factor APos TPos Remark MHz dBuV/m dBuV/m dBuV dB/m dB dB cm deg 1 2437.00 93.53 ------ ------ 89.75 32.50 5.41 34.13 200 84 AVERAGE

Mode	22	
	Band Edge - R	
	2400-2483.5_802.11ax HE40_CH06_2437MHz	
ANT	22	
Pol.	Vertical	Fundamental
Peak	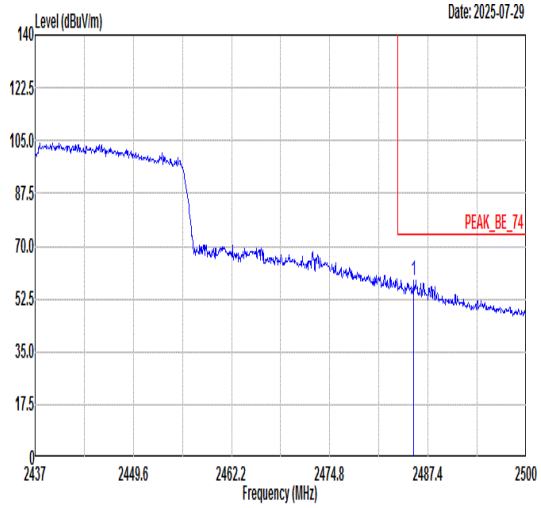 Freq Level Limit Line Margin (dB) Read Level Ant Factor Cable Loss Preamp Factor APos TPos Remark MHz dBuV/m dBuV/m dBuV dB/m dB dB cm deg 1 2485.57 58.71 74.00 -15.29 54.30 32.58 5.94 34.11 200 84 PEAK	Blank
Avg	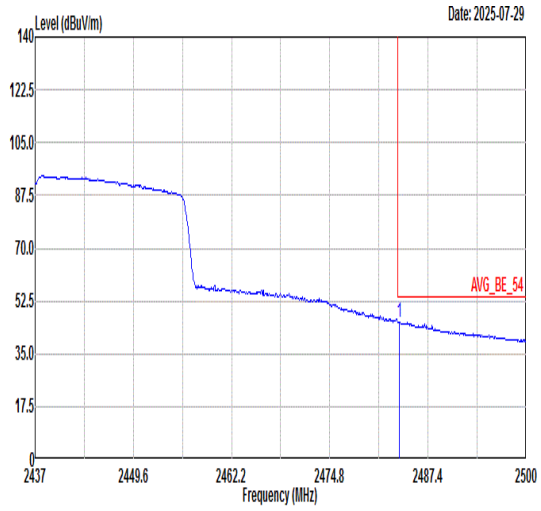 Freq Level Limit Line Margin (dB) Read Level Ant Factor Cable Loss Preamp Factor APos TPos Remark MHz dBuV/m dBuV/m dBuV dB/m dB dB cm deg 1 2483.75 45.68 54.00 -8.32 41.27 32.57 5.95 34.11 200 84 AVERAGE	Blank

Mode	23	
	Band Edge - L	
	2400-2483.5_802.11ax HE40_CH09_2452MHz	
ANT	22	
Pol.	Horizontal	Fundamental
Peak	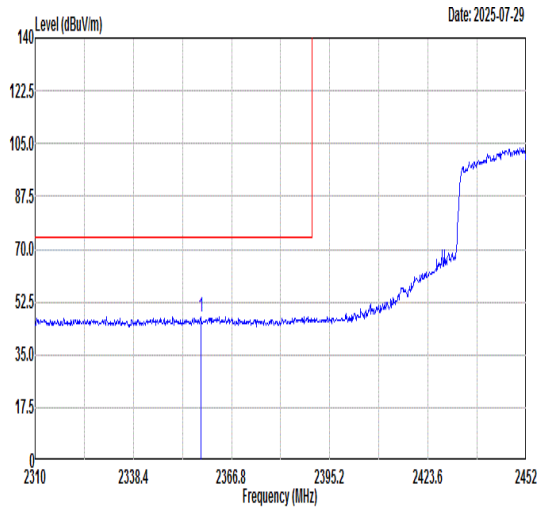 Freq Level Limit Line Margin (dB) Read Level Ant Factor Cable Loss Preamp Factor APos TPos Remark MHz dBuV/m dBuV/m dBuV dB/m dB dB cm deg 1 2358.00 47.63 74.00 -26.37 44.09 32.37 5.33 34.16 300 50 PEAK	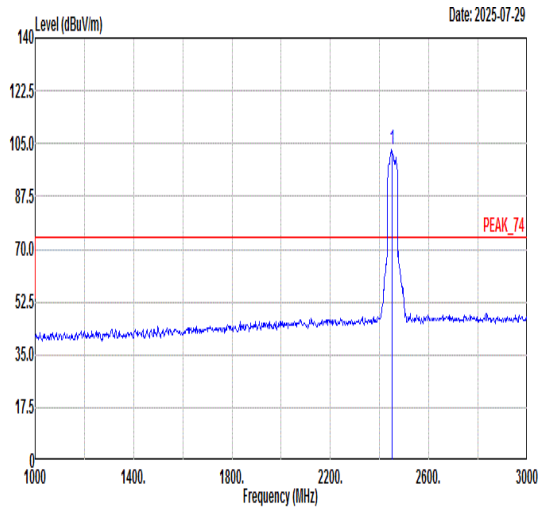 Freq Level Limit Line Margin (dB) Read Level Ant Factor Cable Loss Preamp Factor APos TPos Remark MHz dBuV/m dBuV/m dBuV dB/m dB dB cm deg 1 2452.00 102.87 ------ ------ 99.02 32.51 5.46 34.12 300 50 PEAK
Avg	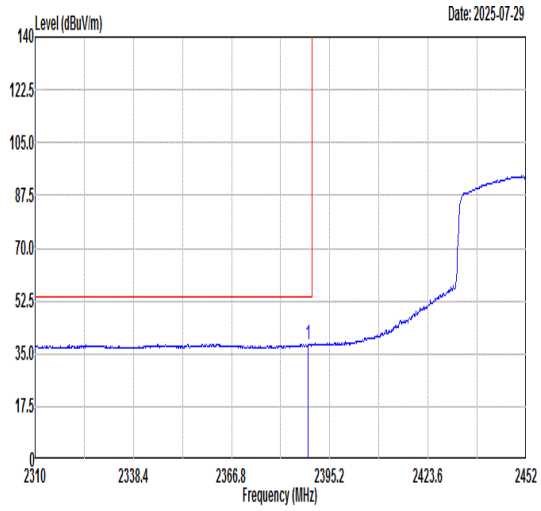 Freq Level Limit Line Margin (dB) Read Level Ant Factor Cable Loss Preamp Factor APos TPos Remark MHz dBuV/m dBuV/m dBuV dB/m dB dB cm deg 1 2388.81 38.18 54.00 -15.82 34.54 32.42 5.36 34.14 300 50 AVERAGE	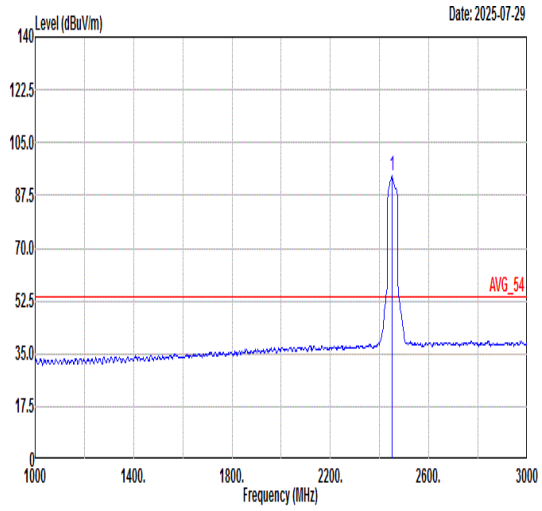 Freq Level Limit Line Margin (dB) Read Level Ant Factor Cable Loss Preamp Factor APos TPos Remark MHz dBuV/m dBuV/m dBuV dB/m dB dB cm deg 1 2452.00 93.81 ------ ------ 89.90 32.52 5.51 34.12 300 50 AVERAGE

Mode	23	
	Band Edge - R	
	2400-2483.5_802.11ax HE40_CH09_2452MHz	
ANT	22	
Pol.	Horizontal	Fundamental
Peak	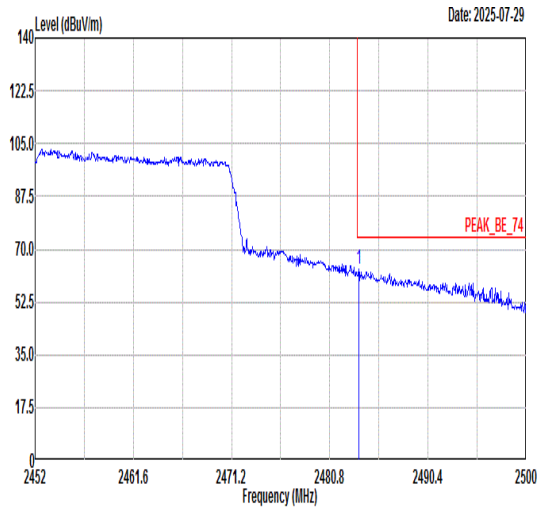 Freq Level Limit Line Margin (dB) Read Level Ant Factor Cable Loss Preamp Factor APos TPos Remark MHz dBuV/m dBuV/m dBuV dB/m dB dB cm deg 1 2483.63 63.61 74.00 -10.39 59.20 32.57 5.95 34.11 300 50 PEAK	Blank
Avg	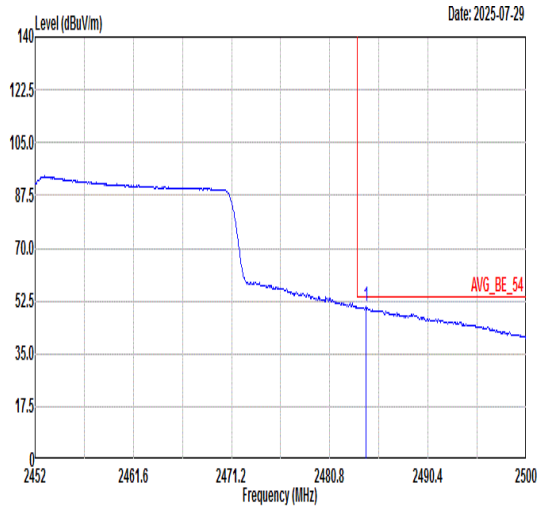 Freq Level Limit Line Margin (dB) Read Level Ant Factor Cable Loss Preamp Factor APos TPos Remark MHz dBuV/m dBuV/m dBuV dB/m dB dB cm deg 1 2484.35 50.63 54.00 -3.37 46.23 32.57 5.94 34.11 300 50 AVERAGE	Blank

Mode	23	
	Band Edge - L	
	2400-2483.5_802.11ax HE40_CH09_2452MHz	
ANT	22	
Pol.	Vertical	Fundamental
Peak	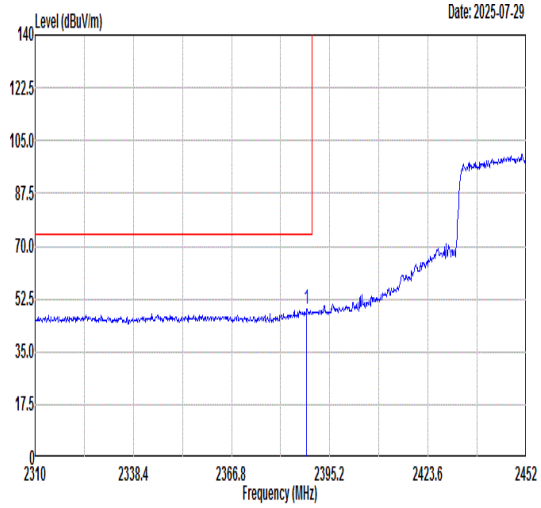 Freq Level Limit Line Margin (dB) Read Level Ant Factor Cable Loss Preamp Factor APos TPos Remark MHz dBuV/m dBuV/m dBuV dB/m dB dB cm deg 1 2388.53 49.32 74.00 -24.68 45.68 32.42 5.36 34.14 200 68 PEAK	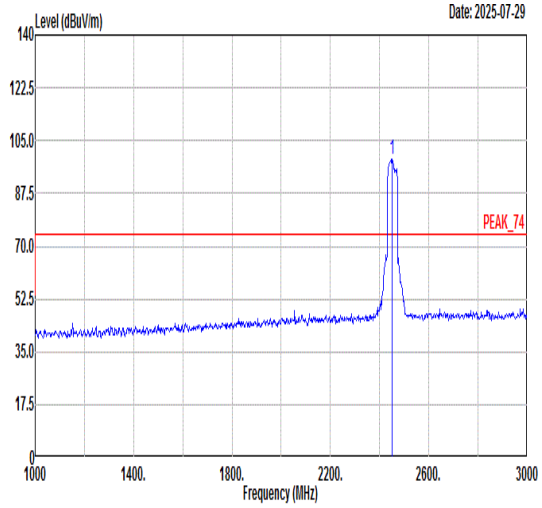 Freq Level Limit Line Margin (dB) Read Level Ant Factor Cable Loss Preamp Factor APos TPos Remark MHz dBuV/m dBuV/m dBuV dB/m dB dB cm deg 1 2452.00 98.79 ------ ------ 94.91 32.52 5.48 34.12 200 68 PEAK
Avg	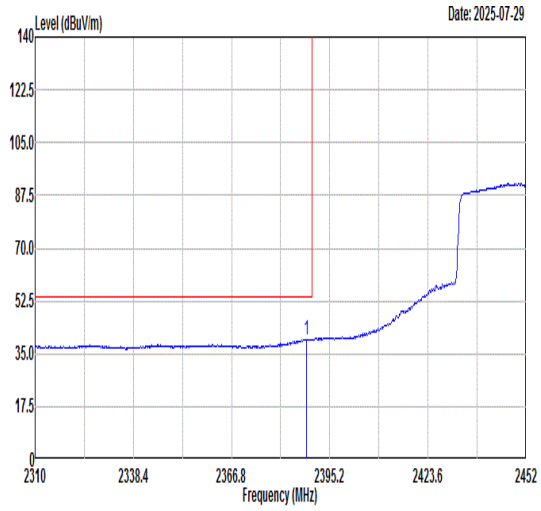 Freq Level Limit Line Margin (dB) Read Level Ant Factor Cable Loss Preamp Factor APos TPos Remark MHz dBuV/m dBuV/m dBuV dB/m dB dB cm deg 1 2388.38 39.81 54.00 -14.19 36.17 32.42 5.36 34.14 200 68 AVERAGE	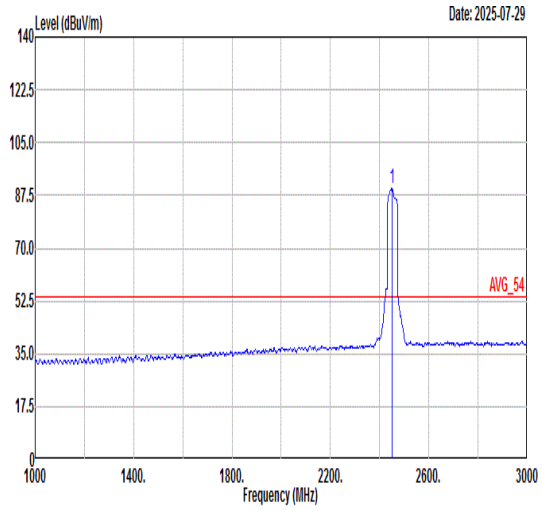 Freq Level Limit Line Margin (dB) Read Level Ant Factor Cable Loss Preamp Factor APos TPos Remark MHz dBuV/m dBuV/m dBuV dB/m dB dB cm deg 1 2452.00 89.66 ------ ------ 85.81 32.51 5.46 34.12 200 68 AVERAGE

Mode	23	
	Band Edge - R	
	2400-2483.5_802.11ax HE40_CH09_2452MHz	
ANT	22	
Pol.	Vertical	Fundamental
Peak	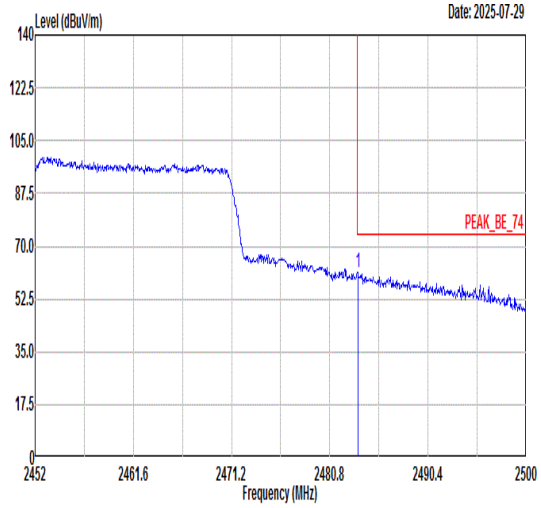 Freq Level Limit Line Margin (dB) Read Level Ant Factor Cable Loss Preamp Factor APos TPos Remark MHz dBuV/m dBuV/m dBuV dB/m dB dB cm deg 1 2483.54 61.13 74.00 -12.87 56.72 32.57 5.95 34.11 200 68 PEAK	Blank
Avg	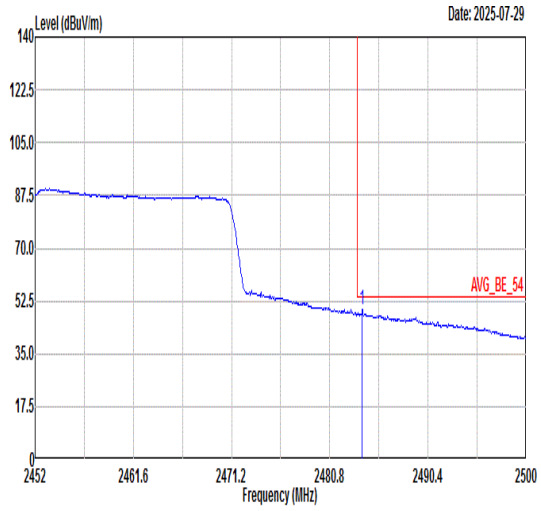 Freq Level Limit Line Margin (dB) Read Level Ant Factor Cable Loss Preamp Factor APos TPos Remark MHz dBuV/m dBuV/m dBuV dB/m dB dB cm deg 1 2483.97 49.55 54.00 -4.45 45.15 32.57 5.94 34.11 200 68 AVERAGE	Blank

Mode	24	
	Band Edge	
	2400-2483.5_802.11ax HE20_CH01_Partial RU_2412MHz	
ANT	22	
Pol.	Horizontal	Fundamental
Peak	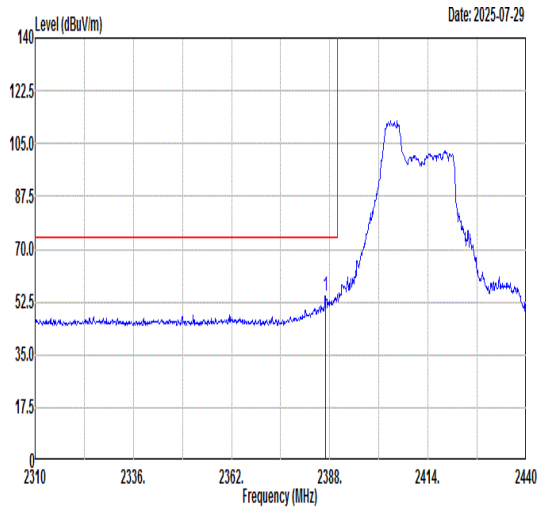 Freq Level Limit Line Margin (dB) Read Level Ant Factor Cable Loss Preamp Factor APos TPos Remark MHz dBuV/m dBuV/m dBuV dB/m dB dB cm deg 1 2386.83 54.42 74.00 -19.58 50.79 32.42 5.36 34.15 396 45 PEAK	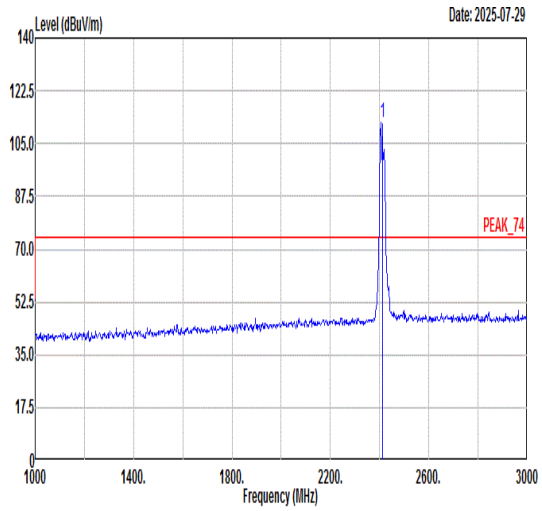 Freq Level Limit Line Margin (dB) Read Level Ant Factor Cable Loss Preamp Factor APos TPos Remark MHz dBuV/m dBuV/m dBuV dB/m dB dB cm deg 1 2412.00 111.97 ------ ------ 108.29 32.45 5.37 34.14 396 45 PEAK
Avg	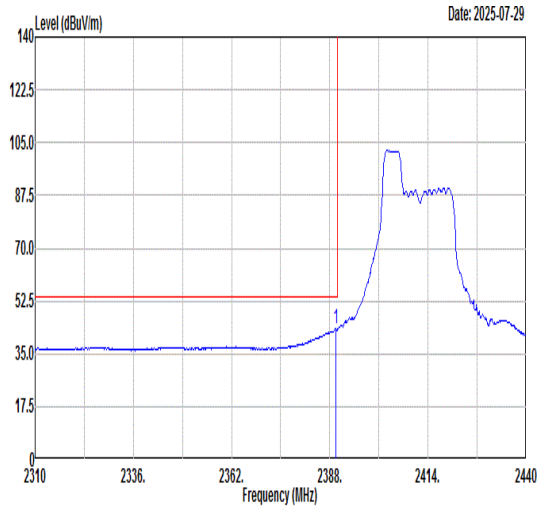 Freq Level Limit Line Margin (dB) Read Level Ant Factor Cable Loss Preamp Factor APos TPos Remark MHz dBuV/m dBuV/m dBuV dB/m dB dB cm deg 1 2389.56 43.46 54.00 -10.54 39.82 32.42 5.36 34.14 396 45 AVERAGE	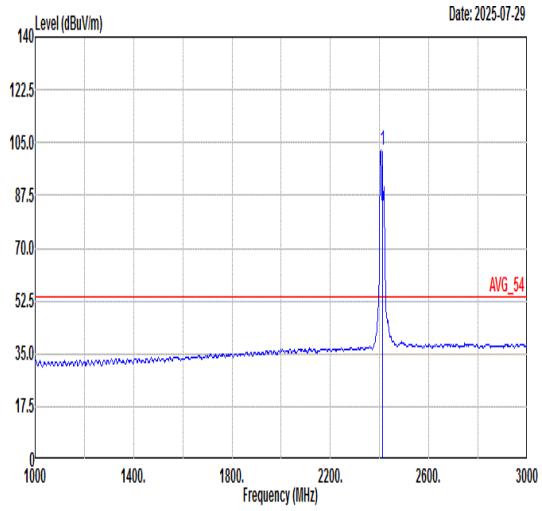 Freq Level Limit Line Margin (dB) Read Level Ant Factor Cable Loss Preamp Factor APos TPos Remark MHz dBuV/m dBuV/m dBuV dB/m dB dB cm deg 1 2412.00 102.74 ------ ------ 99.06 32.45 5.37 34.14 396 45 AVERAGE

Mode	24	
	Band Edge	
	2400-2483.5_802.11ax HE20_CH01_Partial RU_2412MHz	
ANT	22	
Pol.	Vertical	Fundamental
Peak	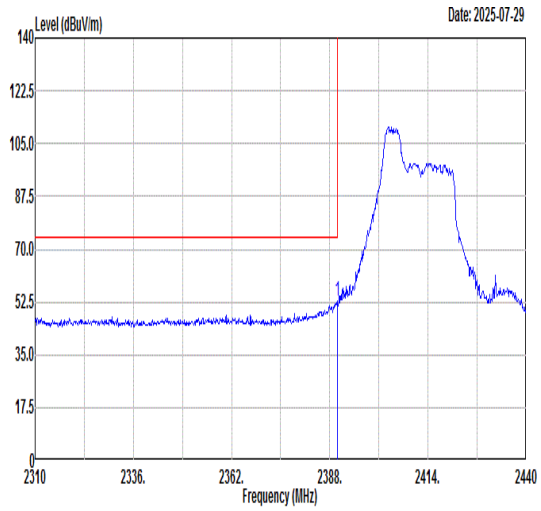 Freq Level Limit Line Margin (dB) Read Level Ant Factor Cable Loss Preamp Factor APos TPos Remark 1 2389.95 52.60 74.00 -21.40 48.96 32.42 5.36 34.14 257 90 PEAK	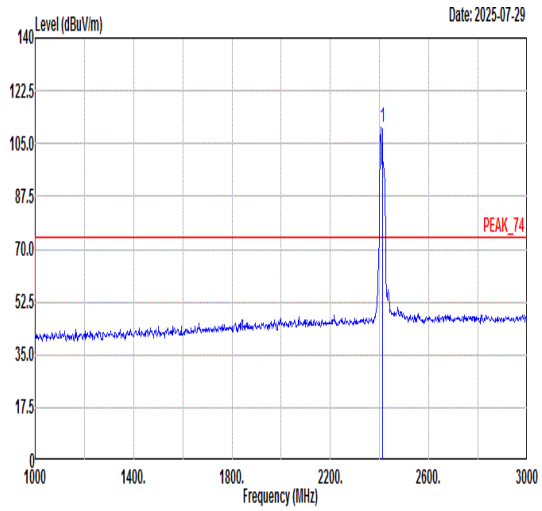 Freq Level Limit Line Margin (dB) Read Level Ant Factor Cable Loss Preamp Factor APos TPos Remark 1 2412.00 110.36 ------ ------ 106.68 32.45 5.37 34.14 257 90 PEAK
Avg	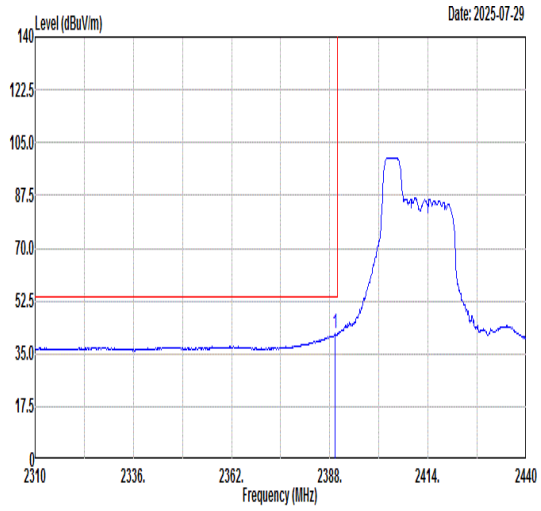 Freq Level Limit Line Margin (dB) Read Level Ant Factor Cable Loss Preamp Factor APos TPos Remark 1 2389.43 41.64 54.00 -12.36 38.00 32.42 5.36 34.14 257 90 AVERAGE	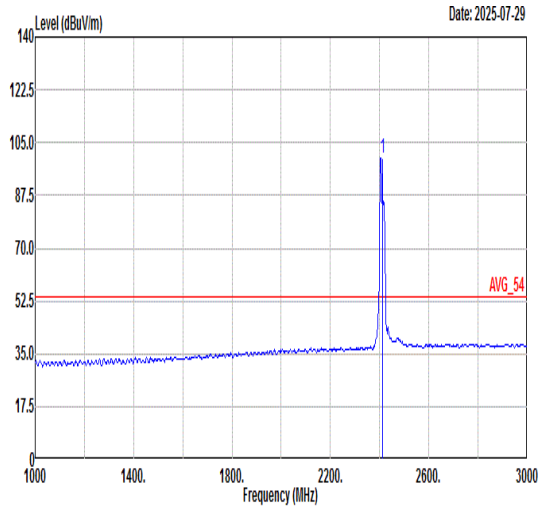 Freq Level Limit Line Margin (dB) Read Level Ant Factor Cable Loss Preamp Factor APos TPos Remark 1 2412.00 99.89 ------ ------ 96.21 32.45 5.37 34.14 257 90 AVERAGE

Mode	25	
	Band Edge	
	2400-2483.5_802.11ax HE20_CH11_Partial RU_2462MHz	
ANT	22	
Pol.	Horizontal	Fundamental
Peak	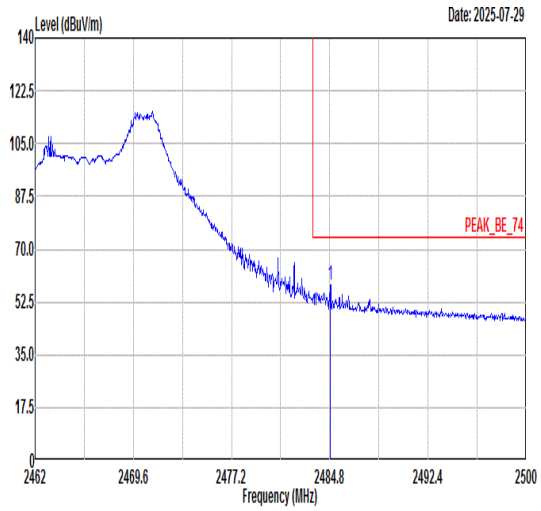 Freq Level Limit Line Margin (dB) Read Level Ant Factor Cable Loss Preamp Factor APos TPos Remark MHz dBuV/m dBuV/m dBuV dB/m dB dB cm deg 1 2484.84 58.12 74.00 -15.88 53.71 32.58 5.94 34.11 381 22 PEAK	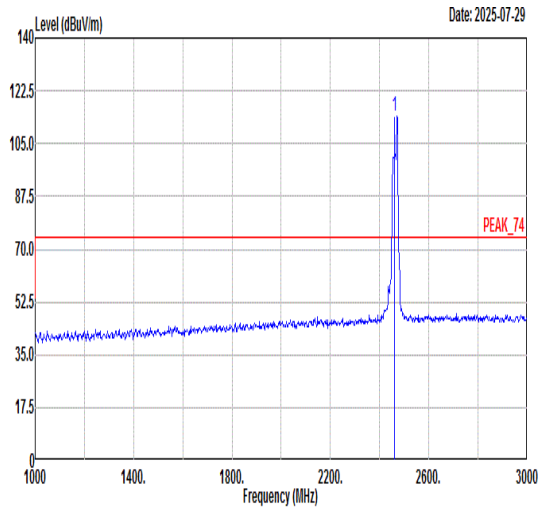 Freq Level Limit Line Margin (dB) Read Level Ant Factor Cable Loss Preamp Factor APos TPos Remark MHz dBuV/m dBuV/m dBuV dB/m dB dB cm deg 1 2462.00 114.05 ------ ------ 109.82 32.55 5.79 34.11 381 22 PEAK
Avg	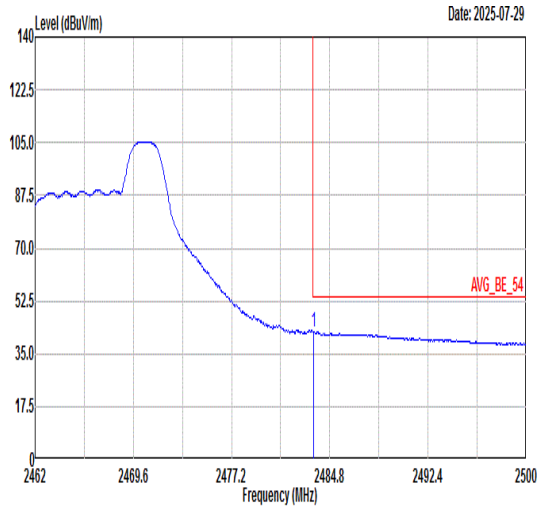 Freq Level Limit Line Margin (dB) Read Level Ant Factor Cable Loss Preamp Factor APos TPos Remark MHz dBuV/m dBuV/m dBuV dB/m dB dB cm deg 1 2483.55 42.48 54.00 -11.52 38.07 32.57 5.95 34.11 381 22 AVERAGE	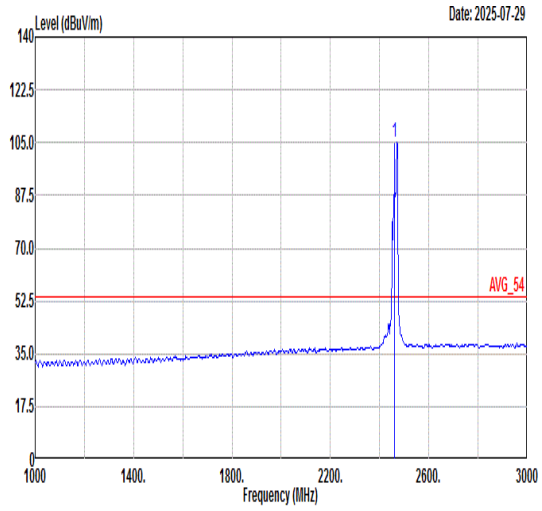 Freq Level Limit Line Margin (dB) Read Level Ant Factor Cable Loss Preamp Factor APos TPos Remark MHz dBuV/m dBuV/m dBuV dB/m dB dB cm deg 1 2462.00 105.05 ------ ------ 100.82 32.55 5.79 34.11 381 22 AVERAGE

Mode	25	
	Band Edge	
	2400-2483.5_802.11ax HE20_CH11_Partial RU_2462MHz	
ANT	22	
Pol.	Vertical	Fundamental
Peak	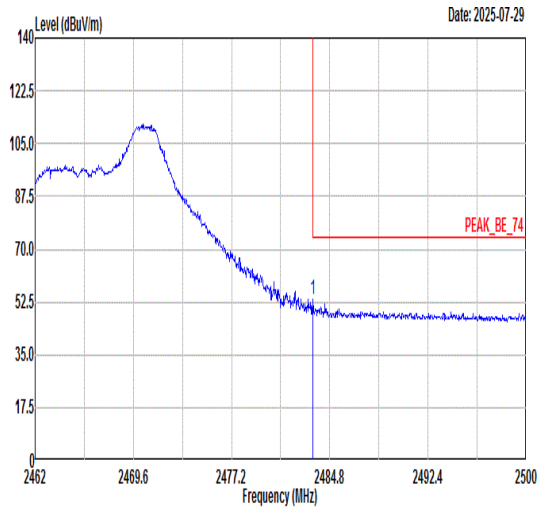 Freq Level Limit Line Margin (dB) Read Level Ant Factor Cable Loss Preamp Factor APos TPos Remark MHz dBuV/m dBuV/m dBuV dB/m dB dB cm deg 1 2483.51 53.25 74.00 -20.75 48.84 32.57 5.95 34.11 257 90 PEAK	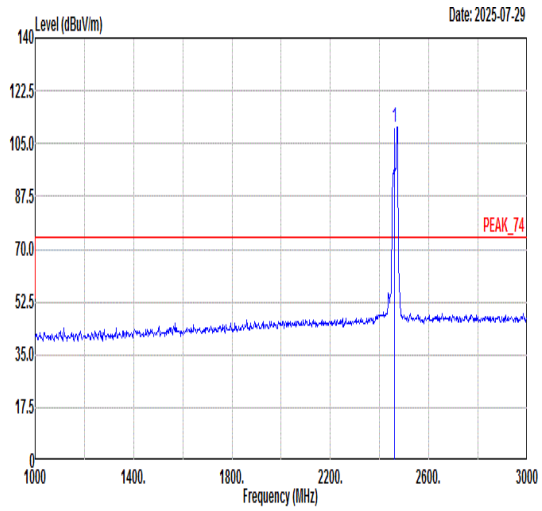 Freq Level Limit Line Margin (dB) Read Level Ant Factor Cable Loss Preamp Factor APos TPos Remark MHz dBuV/m dBuV/m dBuV dB/m dB dB cm deg 1 2462.00 110.35 ------ ------ 106.12 32.55 5.79 34.11 257 90 PEAK
Avg	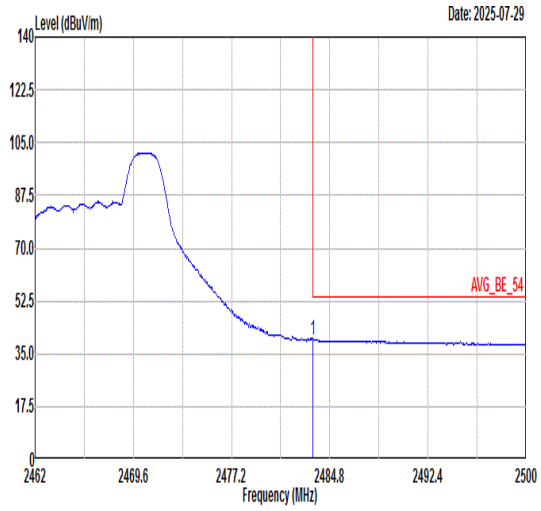 Freq Level Limit Line Margin (dB) Read Level Ant Factor Cable Loss Preamp Factor APos TPos Remark MHz dBuV/m dBuV/m dBuV dB/m dB dB cm deg 1 2483.51 39.77 54.00 -14.23 35.36 32.57 5.95 34.11 257 90 AVERAGE	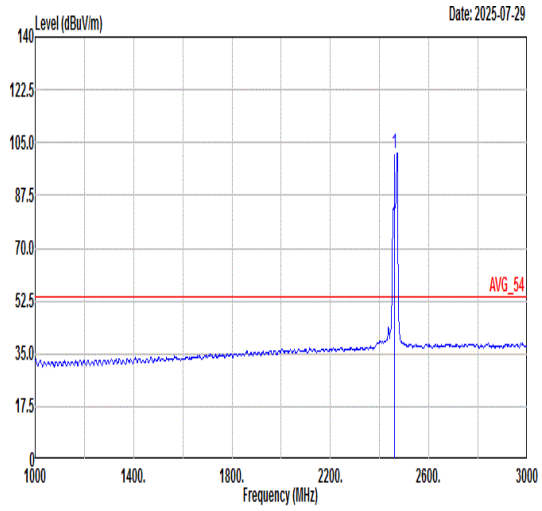 Freq Level Limit Line Margin (dB) Read Level Ant Factor Cable Loss Preamp Factor APos TPos Remark MHz dBuV/m dBuV/m dBuV dB/m dB dB cm deg 1 2462.00 101.54 ------ ------ 97.31 32.55 5.79 34.11 257 90 AVERAGE

Mode	26	
	Band Edge	
	2400-2483.5_802.11n HT20_CH01_2412MHz	
ANT	22	
Pol.	Horizontal	Fundamental
Peak	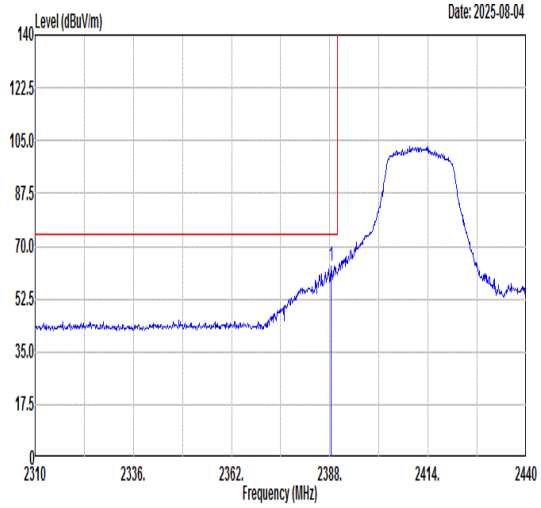 Freq Level Limit Line Margin (dB) Read Level Ant Factor Cable Loss Preamp Factor APos TPos Remark 1 2388.39 63.44 74.00 -10.56 59.80 32.42 5.36 34.14 357 41 PEAK	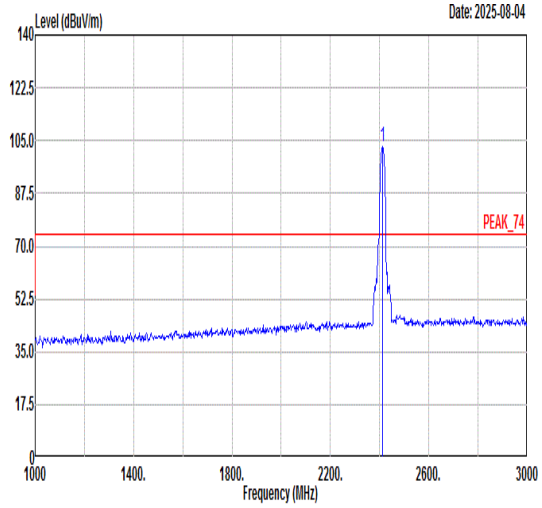 Freq Level Limit Line Margin (dB) Read Level Ant Factor Cable Loss Preamp Factor APos TPos Remark 1 2412.00 103.10 ------ ------ 99.40 32.46 5.38 34.14 357 41 PEAK
Avg	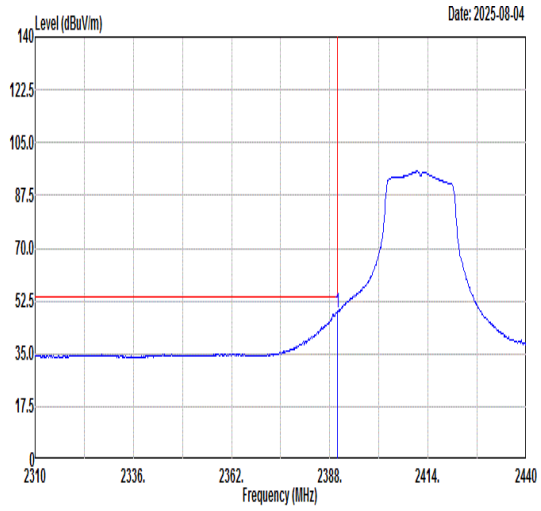 Freq Level Limit Line Margin (dB) Read Level Ant Factor Cable Loss Preamp Factor APos TPos Remark 1 2389.95 48.86 54.00 -5.14 45.22 32.42 5.36 34.14 357 41 AVERAGE	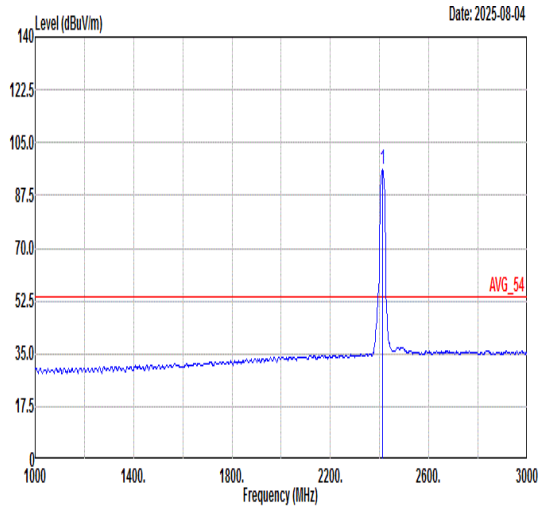 Freq Level Limit Line Margin (dB) Read Level Ant Factor Cable Loss Preamp Factor APos TPos Remark 1 2412.00 95.90 ------ ------ 92.20 32.46 5.38 34.14 357 41 AVERAGE

Mode	26	
	Band Edge	
	2400-2483.5_802.11n HT20_CH01_2412MHz	
ANT	22	
Pol.	Vertical	Fundamental
Peak	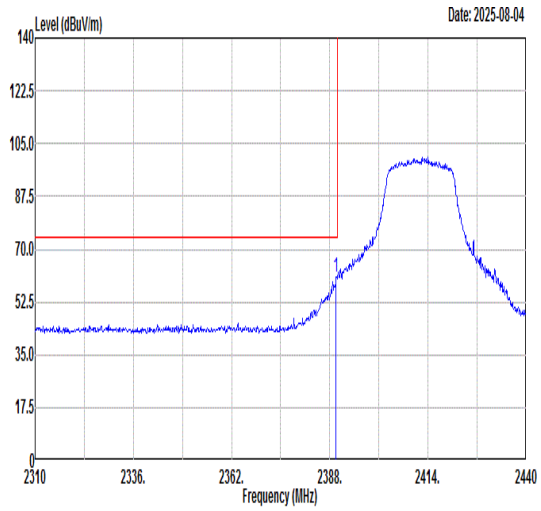 Freq Level Limit Line Margin (dB) Read Level Ant Factor Cable Loss Preamp Factor APos TPos Remark MHz dBuV/m dBuV/m dBuV dB/m dB dB cm deg 1 2389.69 60.79 74.00 -13.21 57.15 32.42 5.36 34.14 189 90 PEAK	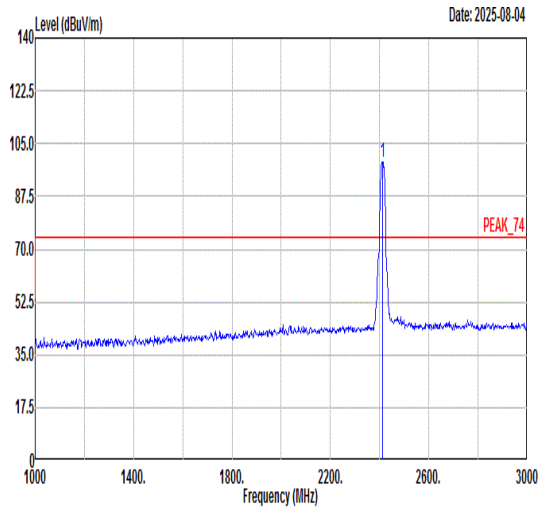 Freq Level Limit Line Margin (dB) Read Level Ant Factor Cable Loss Preamp Factor APos TPos Remark MHz dBuV/m dBuV/m dBuV dB/m dB dB cm deg 1 2412.00 99.04 ------ ------ 95.34 32.46 5.38 34.14 189 90 PEAK
Avg	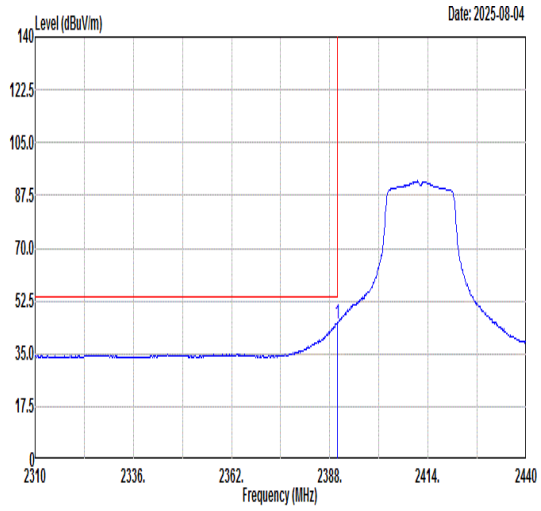 Freq Level Limit Line Margin (dB) Read Level Ant Factor Cable Loss Preamp Factor APos TPos Remark MHz dBuV/m dBuV/m dBuV dB/m dB dB cm deg 1 2389.95 45.16 54.00 -8.84 41.52 32.42 5.36 34.14 189 90 AVERAGE	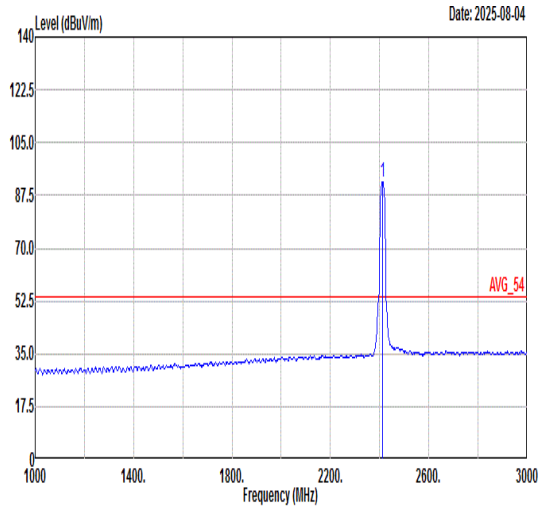 Freq Level Limit Line Margin (dB) Read Level Ant Factor Cable Loss Preamp Factor APos TPos Remark MHz dBuV/m dBuV/m dBuV dB/m dB dB cm deg 1 2412.00 91.99 ------ ------ 88.29 32.46 5.38 34.14 189 90 AVERAGE

Mode	26	
	Harmonic	
	2400-2483.5_802.11n HT20_CH01_2412MHz	
ANT	22	
Pol.	Horizontal	Vertical
Peak Avg	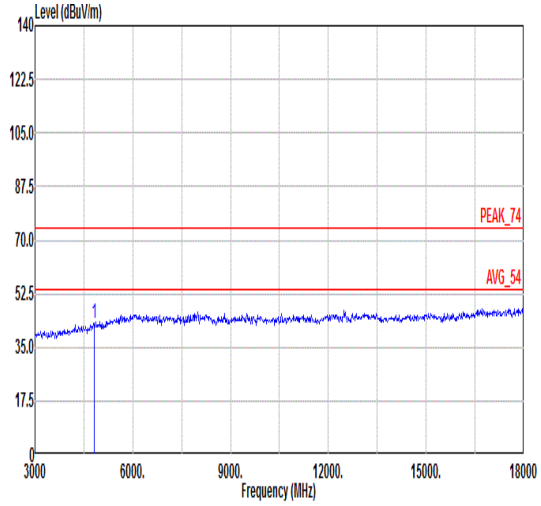 Freq Level Limit Line Margin Read Level Ant Factor Cable Loss Preamp Factor APos TPos Remark MHz dBuV/m dBuV/m dB dBuV dB/m dB dB cm deg 1 4824.00 42.71 74.00 -31.29 63.65 35.02 8.88 64.84 --- --- Peak	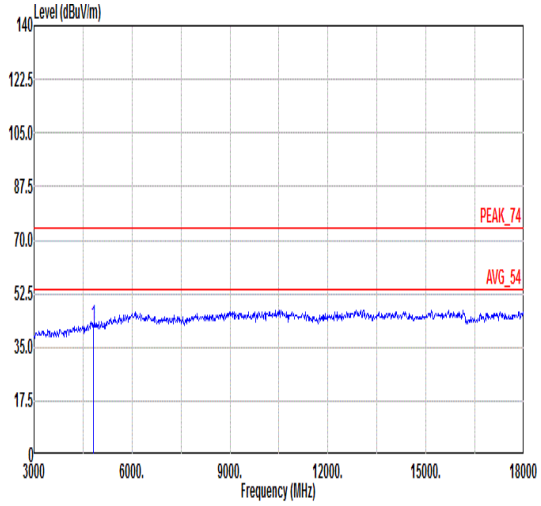 Freq Level Limit Line Margin Read Level Ant Factor Cable Loss Preamp Factor APos TPos Remark MHz dBuV/m dBuV/m dB dBuV dB/m dB dB cm deg 1 4824.00 42.08 74.00 -31.92 63.02 35.02 8.88 64.84 --- --- Peak

Mode	27	
	Band Edge - L	
	2400-2483.5_802.11n HT20_CH06_2437MHz	
ANT	22	
Pol.	Horizontal	Fundamental
Peak	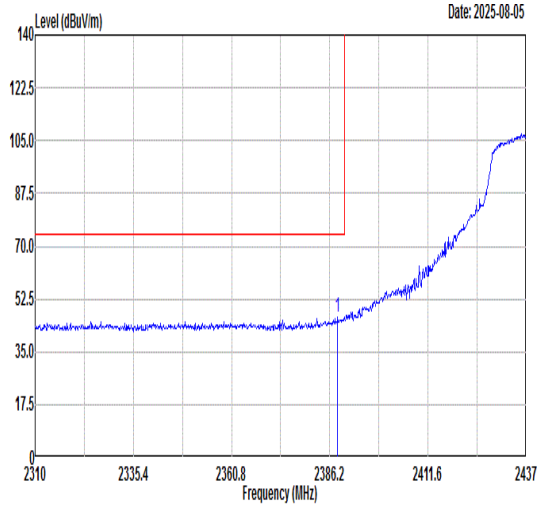 Freq Level Limit Line Margin (dB) Read Level Ant Factor Cable Loss Preamp Factor APos TPos Remark 1 2388.23 46.32 74.00 -27.68 42.68 32.42 5.36 34.14 310 27 PEAK	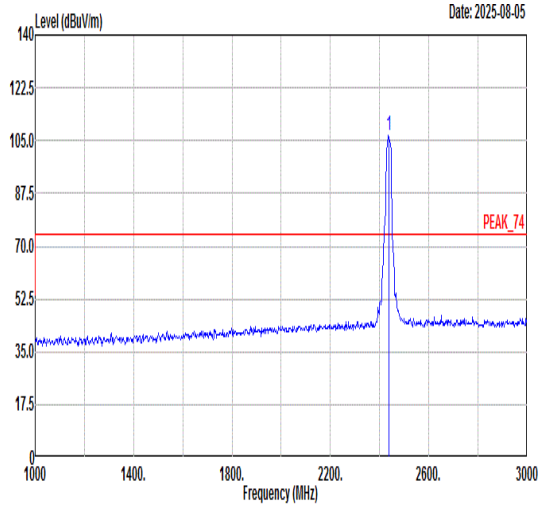 Freq Level Limit Line Margin (dB) Read Level Ant Factor Cable Loss Preamp Factor APos TPos Remark 1 2437.00 106.65 ------ ------ 102.87 32.50 5.41 34.13 310 27 PEAK
Avg	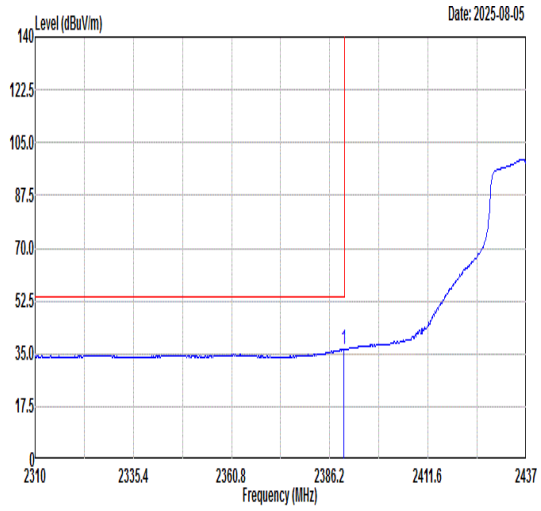 Freq Level Limit Line Margin (dB) Read Level Ant Factor Cable Loss Preamp Factor APos TPos Remark 1 2389.76 36.65 54.00 -17.35 33.01 32.42 5.36 34.14 310 27 AVERAGE	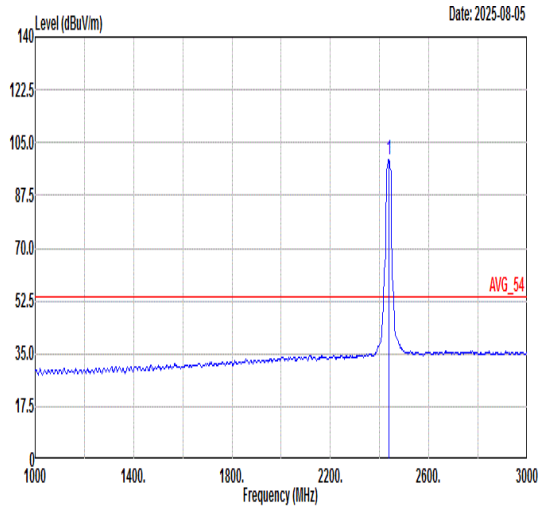 Freq Level Limit Line Margin (dB) Read Level Ant Factor Cable Loss Preamp Factor APos TPos Remark 1 2437.00 99.42 ------ ------ 95.64 32.50 5.41 34.13 310 27 AVERAGE

Mode	27	
	Band Edge - R	
	2400-2483.5_802.11n HT20_CH06_2437MHz	
ANT	22	
Pol.	Horizontal	Fundamental
Peak	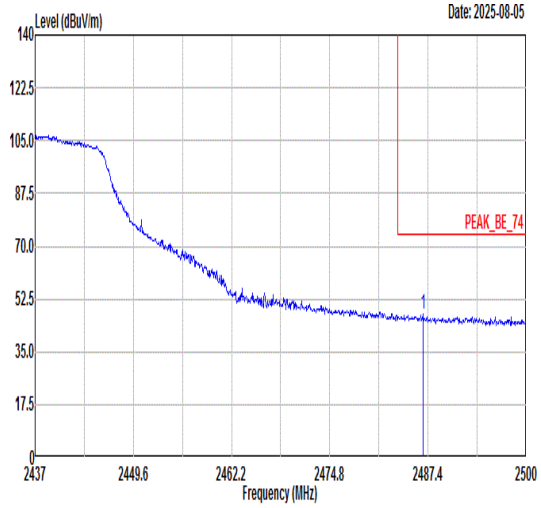 Freq Level Limit Line Margin (dB) Read Level Ant Factor Cable Loss Preamp Factor APos TPos Remark MHz dBuV/m dBuV/m dBuV dB/m dB dB cm deg 1 2486.77 47.54 74.00 -26.46 43.14 32.58 5.93 34.11 310 27 PEAK	Blank
Avg	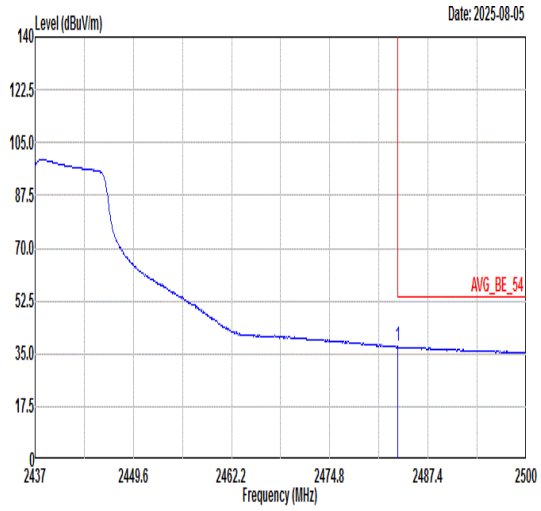 Freq Level Limit Line Margin (dB) Read Level Ant Factor Cable Loss Preamp Factor APos TPos Remark MHz dBuV/m dBuV/m dBuV dB/m dB dB cm deg 1 2483.56 37.35 54.00 -16.65 32.94 32.57 5.95 34.11 310 27 AVERAGE	Blank

Mode	27	
	Band Edge - L	
	2400-2483.5_802.11n HT20_CH06_2437MHz	
ANT	22	
Pol.	Vertical	Fundamental
Peak	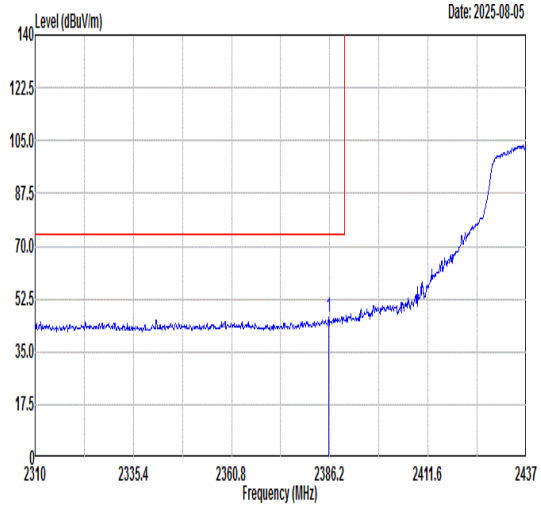 Freq Level Limit Line Margin (dB) Read Level Ant Factor Cable Loss Preamp Factor APos TPos Remark 1 2385.95 46.61 74.00 -27.39 42.98 32.42 5.36 34.15 253 109 PEAK	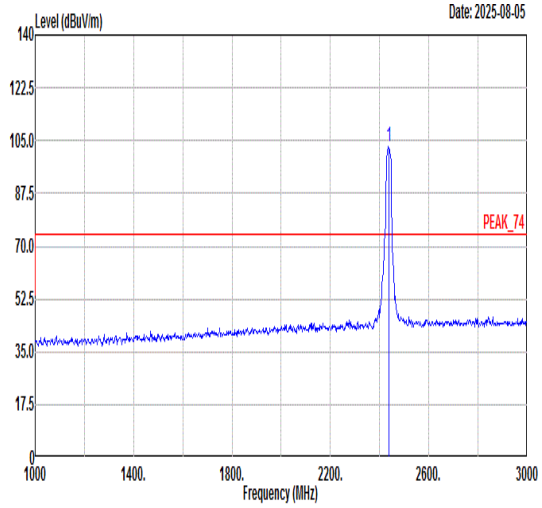 Freq Level Limit Line Margin (dB) Read Level Ant Factor Cable Loss Preamp Factor APos TPos Remark 1 2437.00 102.98 ------ ------ 99.22 32.49 5.40 34.13 253 109 PEAK
Avg	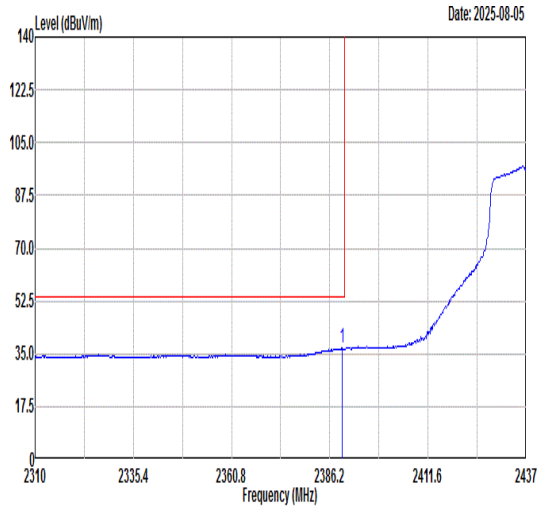 Freq Level Limit Line Margin (dB) Read Level Ant Factor Cable Loss Preamp Factor APos TPos Remark 1 2389.50 36.75 54.00 -17.25 33.11 32.42 5.36 34.14 253 109 AVERAGE	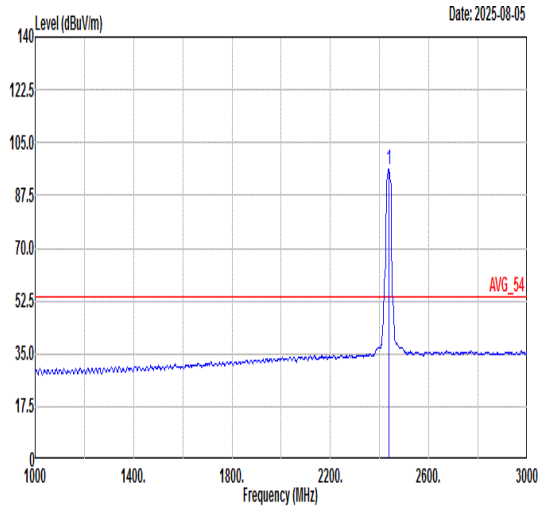 Freq Level Limit Line Margin (dB) Read Level Ant Factor Cable Loss Preamp Factor APos TPos Remark 1 2437.00 96.19 ------ ------ 92.41 32.50 5.41 34.13 253 109 AVERAGE

Mode	27	
	Band Edge - R	
	2400-2483.5_802.11n HT20_CH06_2437MHz	
ANT	22	
Pol.	Vertical	Fundamental
Peak	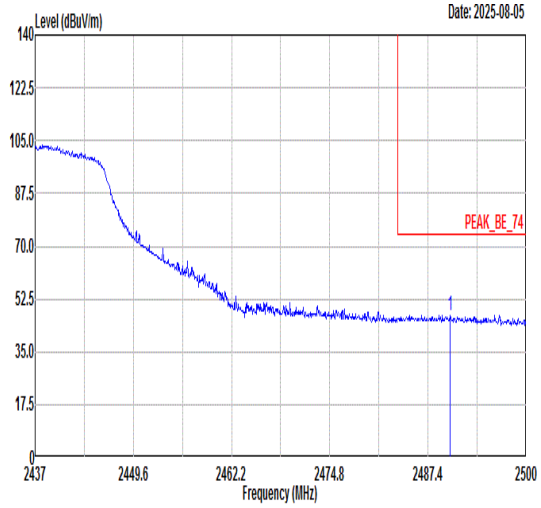 Freq Level Limit Line Margin (dB) Read Level Ant Factor Cable Loss Preamp Factor APos TPos Remark MHz dBuV/m dBuV/m dBuV dB/m dB dB cm deg 1 2490.24 47.17 74.00 -26.83 42.77 32.58 5.92 34.10 253 109 PEAK	Blank
Avg	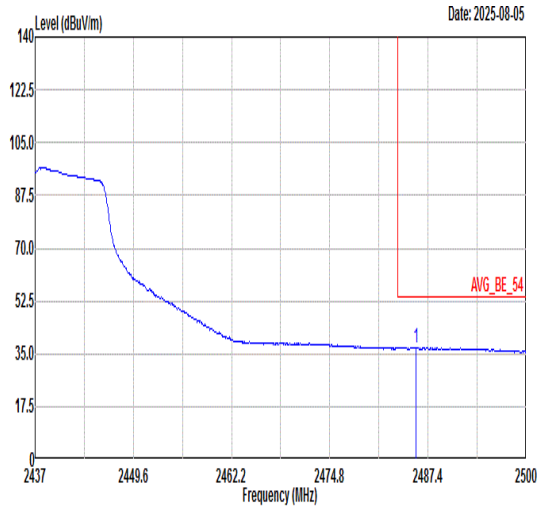 Freq Level Limit Line Margin (dB) Read Level Ant Factor Cable Loss Preamp Factor APos TPos Remark MHz dBuV/m dBuV/m dBuV dB/m dB dB cm deg 1 2485.89 37.07 54.00 -16.93 32.66 32.58 5.94 34.11 253 109 AVERAGE	Blank

Mode	27	
	Harmonic	
	2400-2483.5_802.11n HT20_CH06_2437MHz	
ANT	22	
Pol.	Horizontal	Vertical
Peak Avg	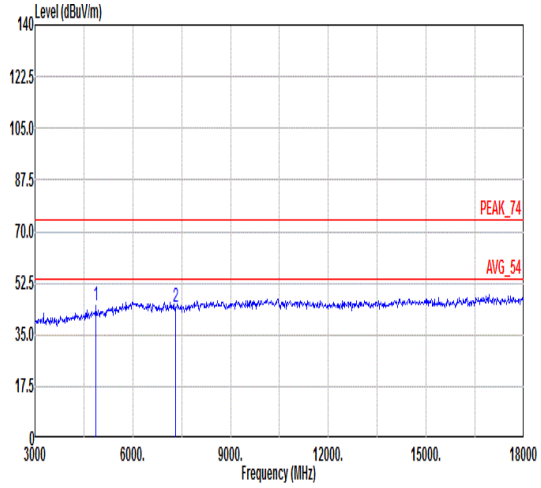 Freq Level Limit Line Margin Read Level Ant Factor Cable Loss Preamp Factor APos TPos Remark MHz dBuV/m dBuV/m dB dBuV dB/m dB dB cm deg 1 4874.00 44.85 74.00 -29.15 65.89 35.07 8.72 64.83 --- --- Peak 2 7311.00 44.63 74.00 -29.37 63.36 36.10 10.18 65.01 --- --- Peak	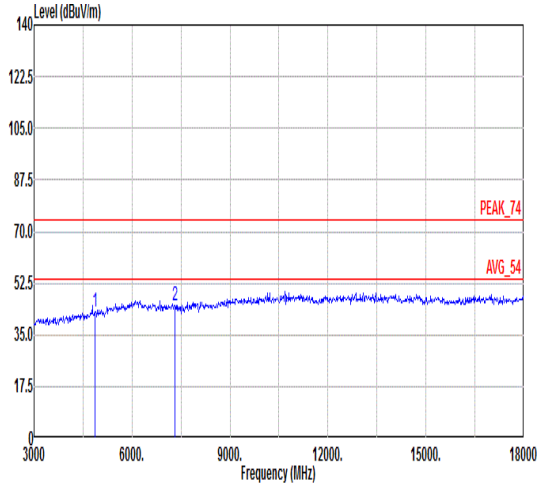 Freq Level Limit Line Margin Read Level Ant Factor Cable Loss Preamp Factor APos TPos Remark MHz dBuV/m dBuV/m dB dBuV dB/m dB dB cm deg 1 4874.00 42.97 74.00 -31.03 64.01 35.07 8.72 64.83 --- --- Peak 2 7311.00 44.98 74.00 -29.02 63.71 36.10 10.18 65.01 --- --- Peak

Mode	28	
	Band Edge	
	2400-2483.5_802.11n HT20_CH11_2462MHz	
ANT	22	
Pol.	Horizontal	Fundamental
Peak	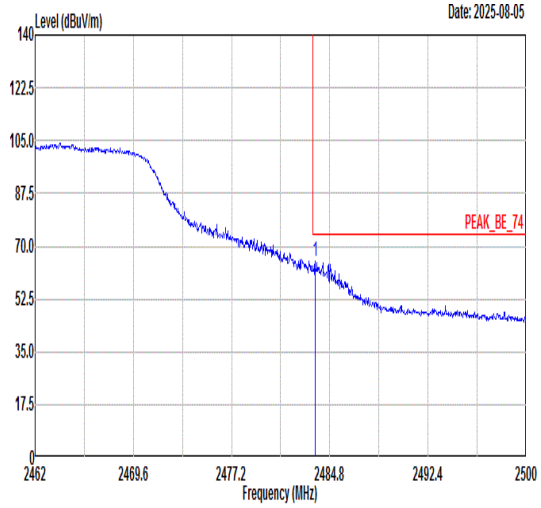 Freq Level Limit Line Margin (dB) Read Level Ant Factor Cable Loss Preamp Factor APos TPos Remark 1 2483.66 64.72 74.00 -9.28 60.31 32.57 5.95 34.11 371 35 PEAK	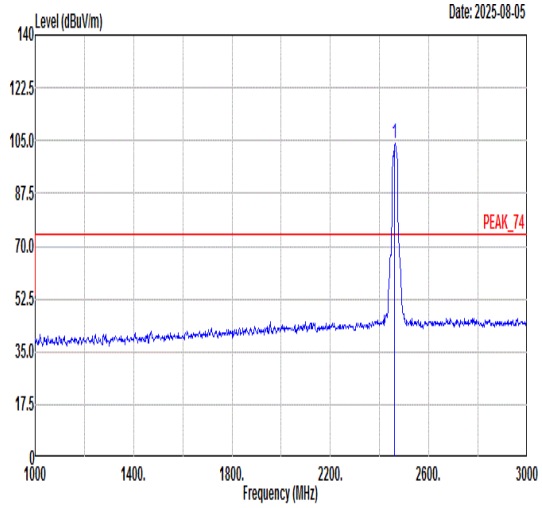 Freq Level Limit Line Margin (dB) Read Level Ant Factor Cable Loss Preamp Factor APos TPos Remark 1 2462.00 104.14 ------ ------ 100.01 32.54 5.70 34.11 371 35 PEAK
Avg	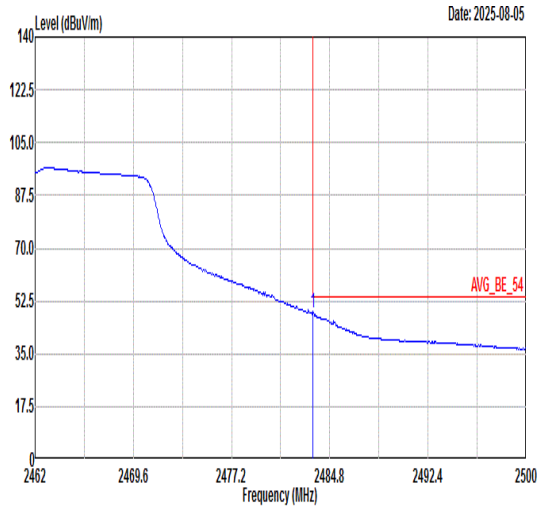 Freq Level Limit Line Margin (dB) Read Level Ant Factor Cable Loss Preamp Factor APos TPos Remark 1 2483.51 48.60 54.00 -5.40 44.19 32.57 5.95 34.11 371 35 AVERAGE	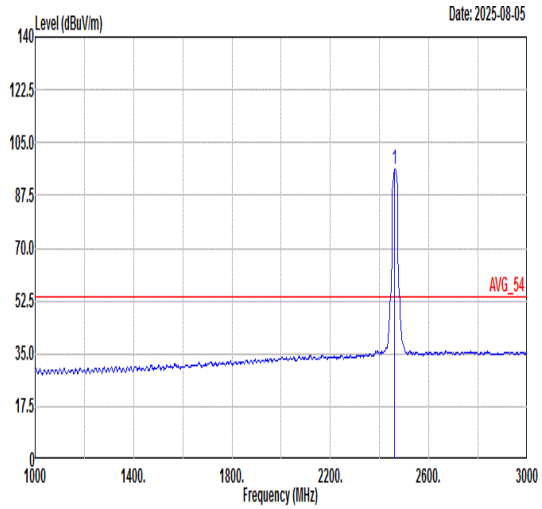 Freq Level Limit Line Margin (dB) Read Level Ant Factor Cable Loss Preamp Factor APos TPos Remark 1 2462.00 96.28 ------ ------ 92.15 32.54 5.70 34.11 371 35 AVERAGE

Mode	28	
	Band Edge	
	2400-2483.5_802.11n HT20_CH11_2462MHz	
ANT	22	
Pol.	Vertical	Fundamental
Peak	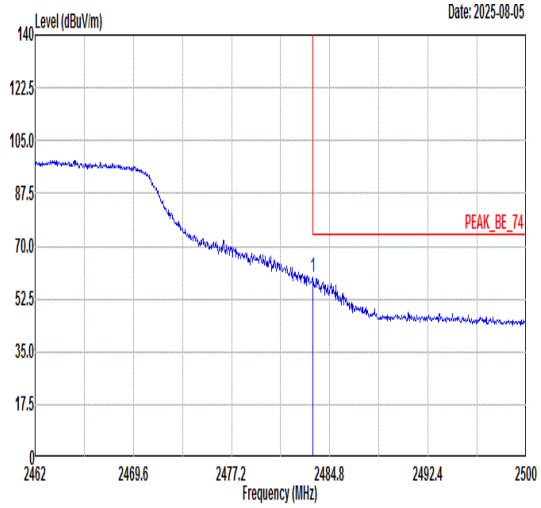 Freq Level Limit Line Margin (dB) Read Level Ant Factor Cable Loss Preamp Factor APos TPos Remark 1 2483.51 59.83 74.00 -14.17 55.42 32.57 5.95 34.11 264 118 PEAK	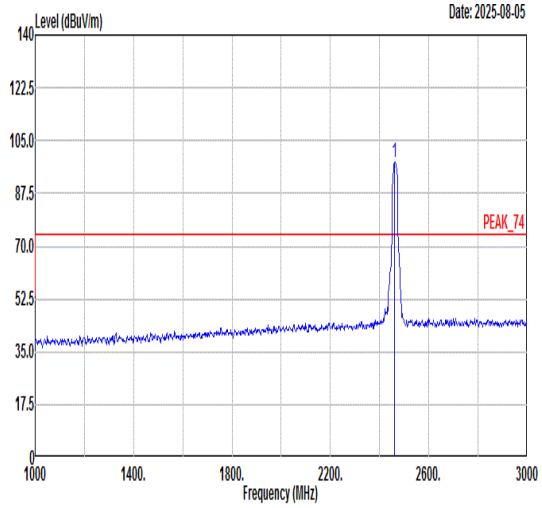 Freq Level Limit Line Margin (dB) Read Level Ant Factor Cable Loss Preamp Factor APos TPos Remark 1 2462.00 97.81 ------ ------ 93.68 32.54 5.70 34.11 264 118 PEAK
Avg	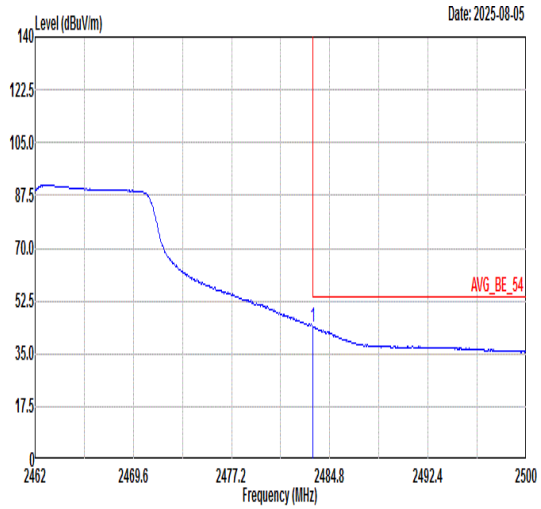 Freq Level Limit Line Margin (dB) Read Level Ant Factor Cable Loss Preamp Factor APos TPos Remark 1 2483.51 44.01 54.00 -9.99 39.60 32.57 5.95 34.11 264 118 AVERAGE	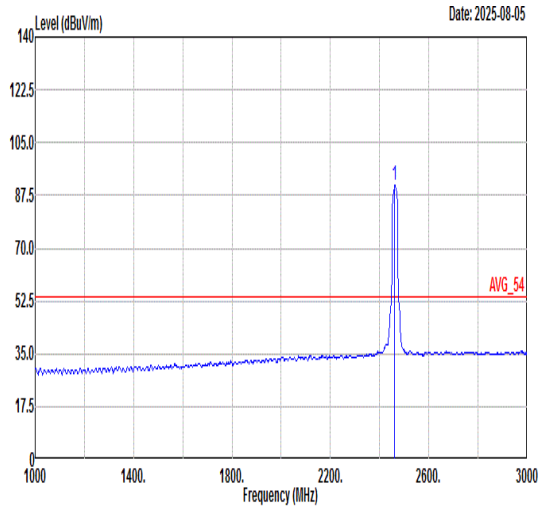 Freq Level Limit Line Margin (dB) Read Level Ant Factor Cable Loss Preamp Factor APos TPos Remark 1 2462.00 90.68 ------ ------ 86.58 32.54 5.68 34.12 264 118 AVERAGE

Mode	28	
	Harmonic	
	2400-2483.5_802.11n HT20_CH11_2462MHz	
ANT	22	
Pol.	Horizontal	Vertical
Peak Avg	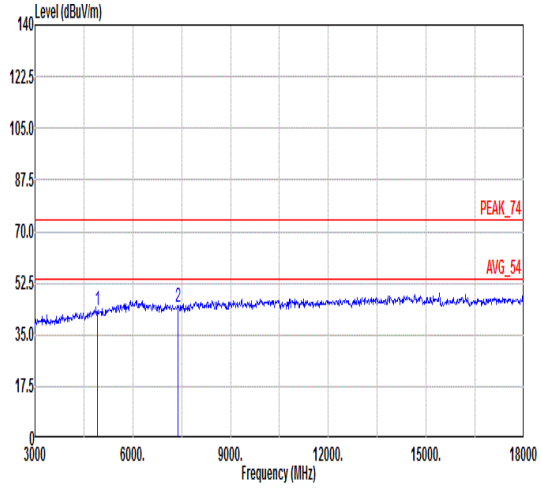 Freq Level Limit Line Margin Read Level Ant Factor Cable Loss Preamp Factor APos TPos Remark MHz dBuV/m dBuV/m dB dBuV dB/m dB dB cm deg 1 4924.00 43.24 74.00 -30.76 64.37 35.12 8.57 64.82 --- --- Peak 2 7386.00 44.62 74.00 -29.38 63.32 36.10 10.18 64.98 --- --- Peak	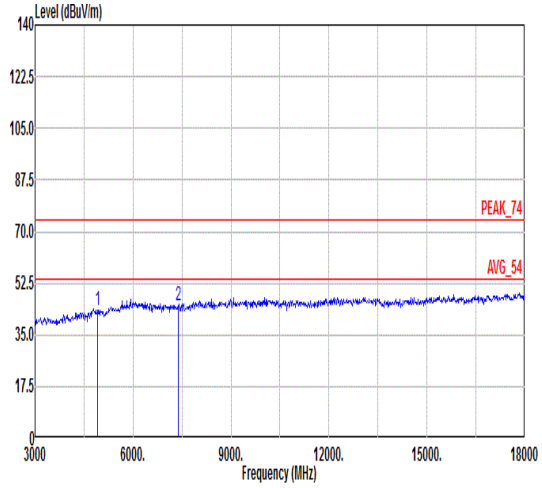 Freq Level Limit Line Margin Read Level Ant Factor Cable Loss Preamp Factor APos TPos Remark MHz dBuV/m dBuV/m dB dBuV dB/m dB dB cm deg 1 4924.00 43.46 74.00 -30.54 64.59 35.12 8.57 64.82 --- --- Peak 2 7386.00 44.80 74.00 -29.20 63.50 36.10 10.18 64.98 --- --- Peak

Mode	29	
	Band Edge - L	
	2400-2483.5_802.11n HT40_CH03_2422MHz	
ANT	22	
Pol.	Horizontal	Fundamental
Peak	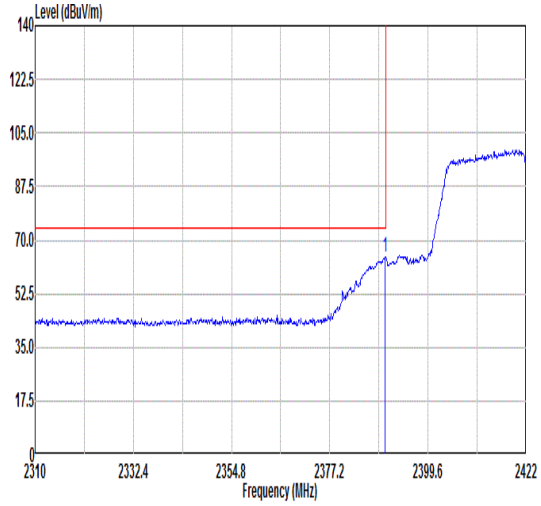 Freq Level Limit Line Margin Read Level Ant Factor Cable Loss Preamp Factor APos TPos Remark MHz dBuV/m dBuV/m dB dBuV dB/m dB dB cm deg 1 2389.74 64.51 74.00 -9.49 60.87 32.42 5.36 34.14 356 25 PEAK	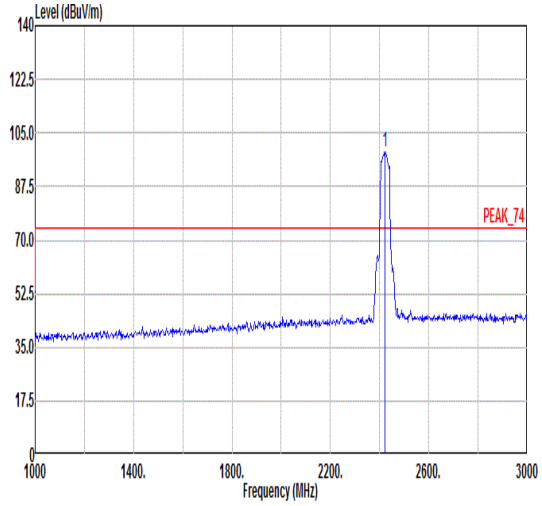 Freq Level Limit Line Margin Read Level Ant Factor Cable Loss Preamp Factor APos TPos Remark MHz dBuV/m dBuV/m dB dBuV dB/m dB dB cm deg 1 2422.00 99.03 ------ ------ 95.29 32.48 5.39 34.13 356 25 PEAK
Avg	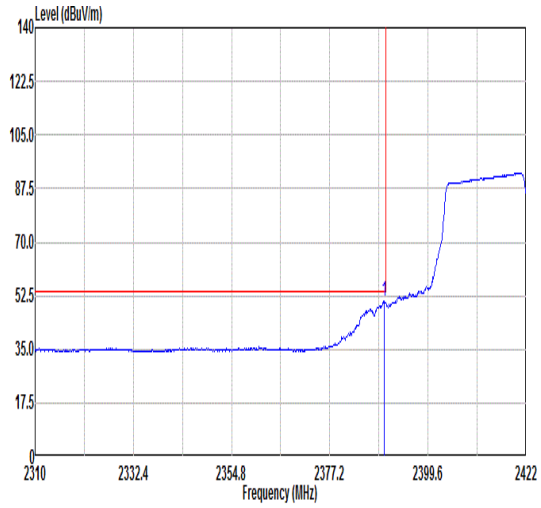 Freq Level Limit Line Margin Read Level Ant Factor Cable Loss Preamp Factor APos TPos Remark MHz dBuV/m dBuV/m dB dBuV dB/m dB dB cm deg 1 2389.63 50.82 54.00 -3.18 47.18 32.42 5.36 34.14 356 25 AVERAGE	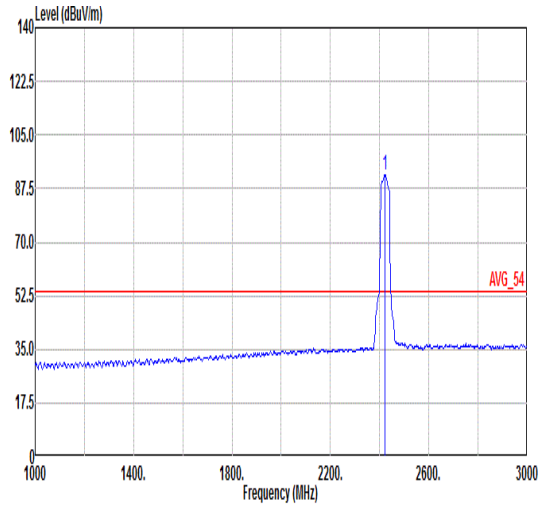 Freq Level Limit Line Margin Read Level Ant Factor Cable Loss Preamp Factor APos TPos Remark MHz dBuV/m dBuV/m dB dBuV dB/m dB dB cm deg 1 2422.00 92.06 ------ ------ 88.32 32.48 5.39 34.13 356 25 AVERAGE

Mode	29	
	Band Edge - R	
	2400-2483.5_802.11n HT40_CH03_2422MHz	
ANT	22	
Pol.	Horizontal	Fundamental
Peak	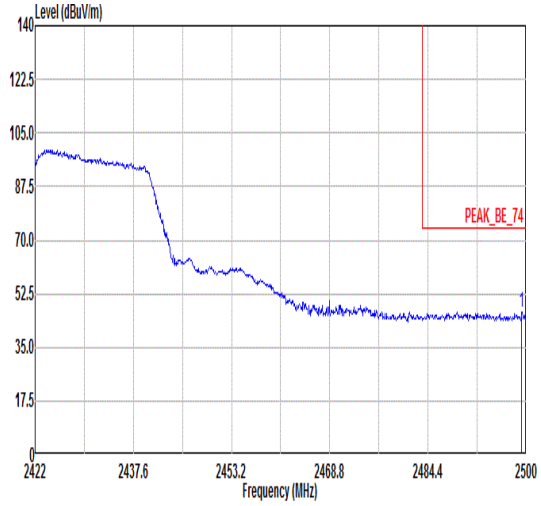 Freq Level Limit Line Margin Read Level Ant Factor Cable Loss Preamp Factor APos TPos Remark MHz dBuV/m dBuV/m dB dBuV dB/m dB dB cm deg 1 2499.30 46.56 74.00 -27.44 42.17 32.60 5.89 34.10 356 25 PEAK	Blank
Avg	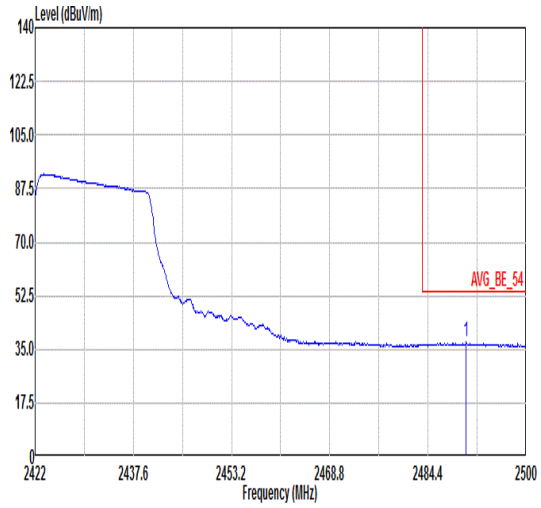 Freq Level Limit Line Margin Read Level Ant Factor Cable Loss Preamp Factor APos TPos Remark MHz dBuV/m dBuV/m dB dBuV dB/m dB dB cm deg 1 2490.48 37.45 54.00 -16.55 33.05 32.58 5.92 34.10 356 25 AVERAGE	Blank

Mode	29	
	Band Edge - L	
	2400-2483.5_802.11n HT40_CH03_2422MHz	
ANT	22	
Pol.	Vertical	Fundamental
Peak	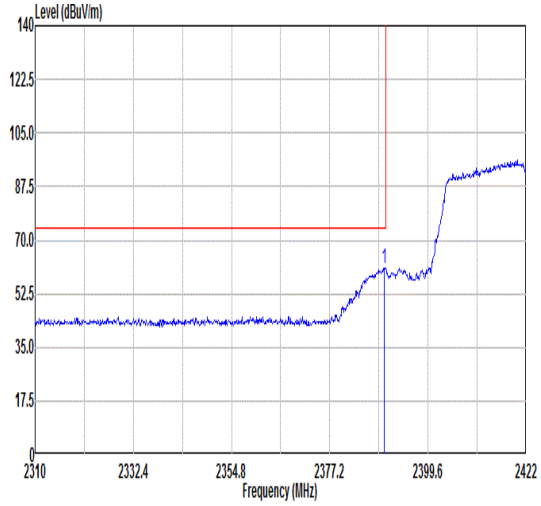 Freq Level Limit Line Margin Read Level Ant Factor Cable Loss Preamp Factor APos TPos Remark MHz dBuV/m dBuV/m dB dBuV dB/m dB dB cm deg 1 2389.63 60.94 74.00 -13.06 57.30 32.42 5.36 34.14 235 123 PEAK	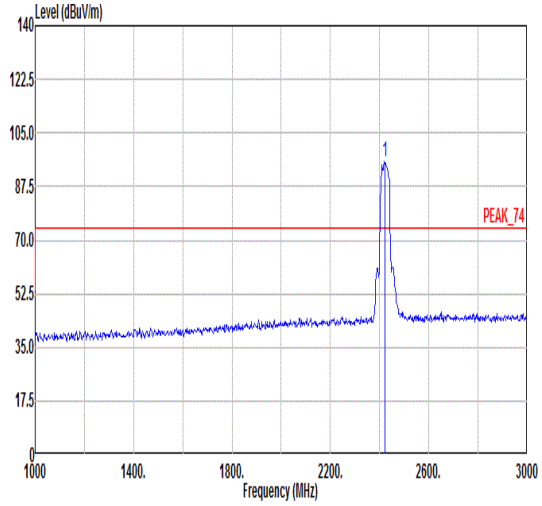 Freq Level Limit Line Margin Read Level Ant Factor Cable Loss Preamp Factor APos TPos Remark MHz dBuV/m dBuV/m dB dBuV dB/m dB dB cm deg 1 2422.00 95.53 ------ ------ 91.80 32.47 5.39 34.13 235 123 PEAK
Avg	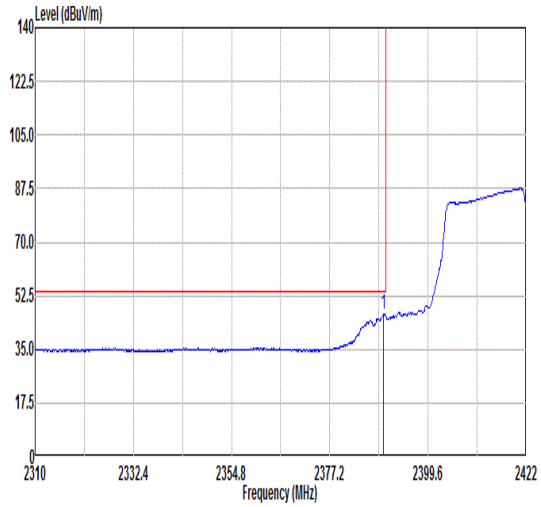 Freq Level Limit Line Margin Read Level Ant Factor Cable Loss Preamp Factor APos TPos Remark MHz dBuV/m dBuV/m dB dBuV dB/m dB dB cm deg 1 2389.52 46.44 54.00 -7.56 42.80 32.42 5.36 34.14 235 123 AVERAGE	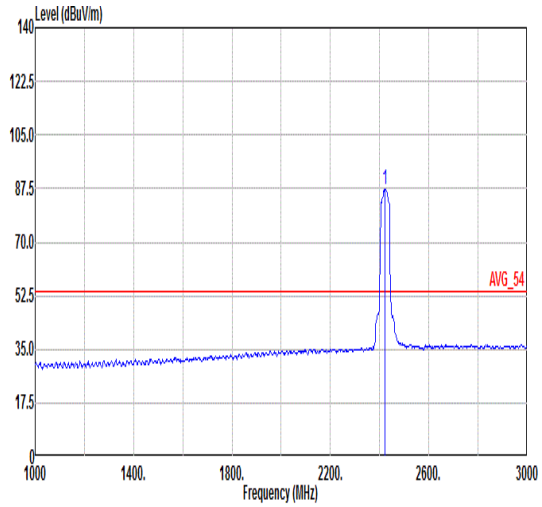 Freq Level Limit Line Margin Read Level Ant Factor Cable Loss Preamp Factor APos TPos Remark MHz dBuV/m dBuV/m dB dBuV dB/m dB dB cm deg 1 2422.00 87.36 ------ ------ 83.63 32.47 5.39 34.13 235 123 AVERAGE

Mode	29	
	Band Edge - R	
	2400-2483.5_802.11n HT40_CH03_2422MHz	
ANT	22	
Pol.	Vertical	Fundamental
Peak	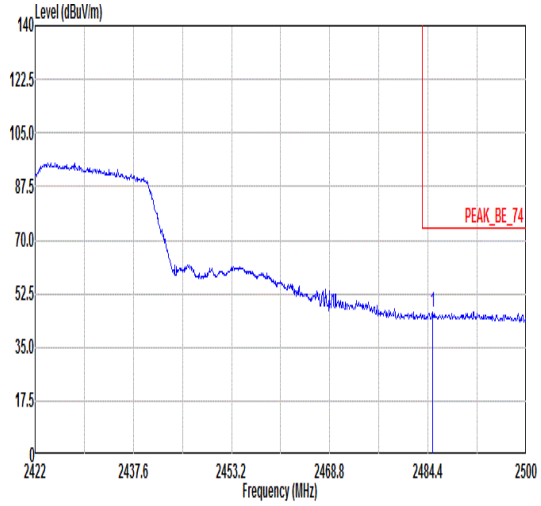 Freq Level Limit Line Margin Read Level Ant Factor Cable Loss Preamp Factor APos TPos Remark MHz dBuV/m dBuV/m dB dBuV dB/m dB dB cm deg 1 2485.18 46.74 74.00 -27.26 42.33 32.58 5.94 34.11 235 123 PEAK	Blank
Avg	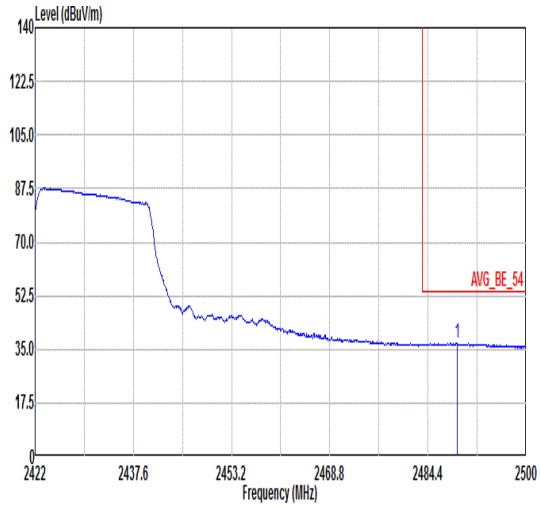 Freq Level Limit Line Margin Read Level Ant Factor Cable Loss Preamp Factor APos TPos Remark MHz dBuV/m dBuV/m dB dBuV dB/m dB dB cm deg 1 2489.00 37.11 54.00 -16.89 32.70 32.58 5.93 34.10 235 123 AVERAGE	Blank

Mode	30	
	Band Edge - L	
	2400-2483.5_802.11n HT40_CH06_2437MHz	
ANT	22	
Pol.	Horizontal	Fundamental
Peak	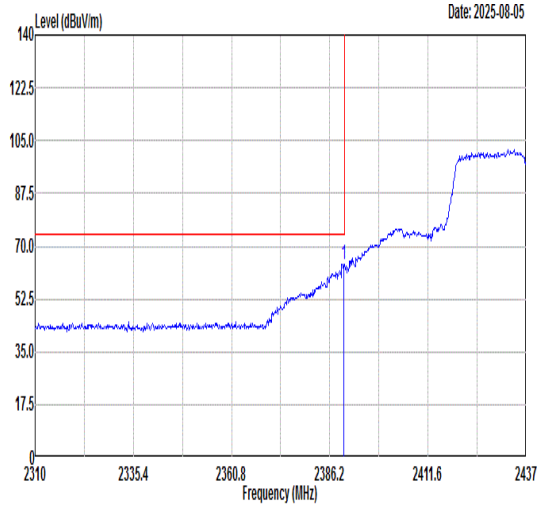 Freq Level Limit Line Margin (dB) Read Level Ant Factor Cable Loss Preamp Factor APos TPos Remark MHz dBuV/m dBuV/m dBuV dB/m dB dB cm deg 1 2389.88 63.96 74.00 -10.04 60.32 32.42 5.36 34.14 356 20 PEAK	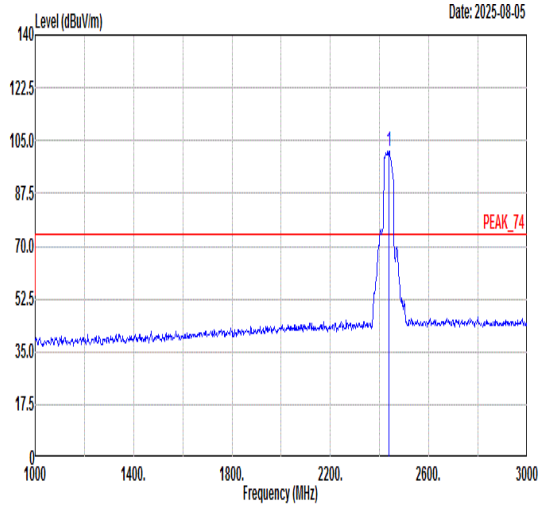 Freq Level Limit Line Margin (dB) Read Level Ant Factor Cable Loss Preamp Factor APos TPos Remark MHz dBuV/m dBuV/m dBuV dB/m dB dB cm deg 1 2437.00 101.64 ------ ------ 97.85 32.50 5.41 34.12 356 20 PEAK
Avg	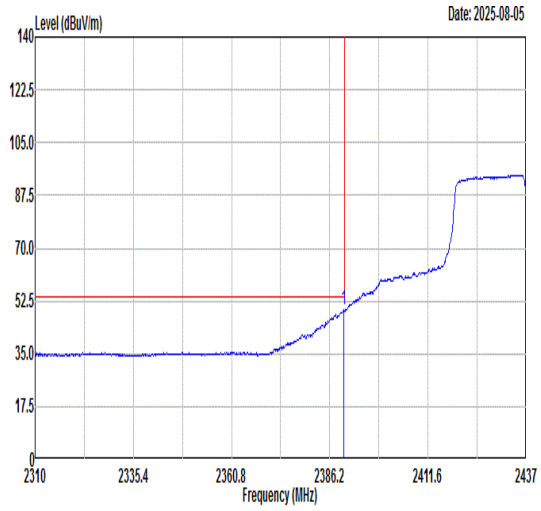 Freq Level Limit Line Margin (dB) Read Level Ant Factor Cable Loss Preamp Factor APos TPos Remark MHz dBuV/m dBuV/m dBuV dB/m dB dB cm deg 1 2389.88 49.88 54.00 -4.12 46.24 32.42 5.36 34.14 356 20 AVERAGE	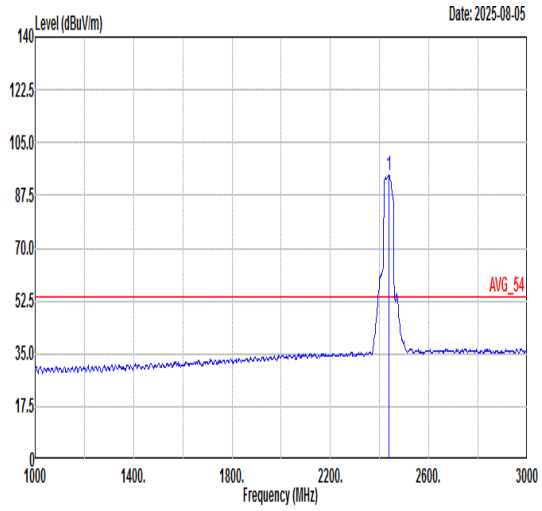 Freq Level Limit Line Margin (dB) Read Level Ant Factor Cable Loss Preamp Factor APos TPos Remark MHz dBuV/m dBuV/m dBuV dB/m dB dB cm deg 1 2437.00 94.24 ------ ------ 90.46 32.50 5.41 34.13 356 20 AVERAGE

Mode	30	
	Band Edge - R	
	2400-2483.5_802.11n HT40_CH06_2437MHz	
ANT	22	
Pol.	Horizontal	Fundamental
Peak	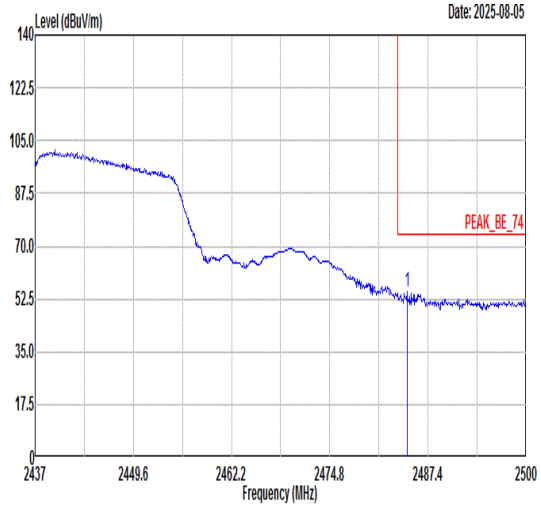 Freq Level Limit Line Margin (dB) Read Level Ant Factor Cable Loss Preamp Factor APos TPos Remark MHz dBuV/m dBuV/m dBuV dB/m dB dB cm deg 1 2484.69 54.90 74.00 -19.10 50.49 32.58 5.94 34.11 356 20 PEAK	Blank
Avg	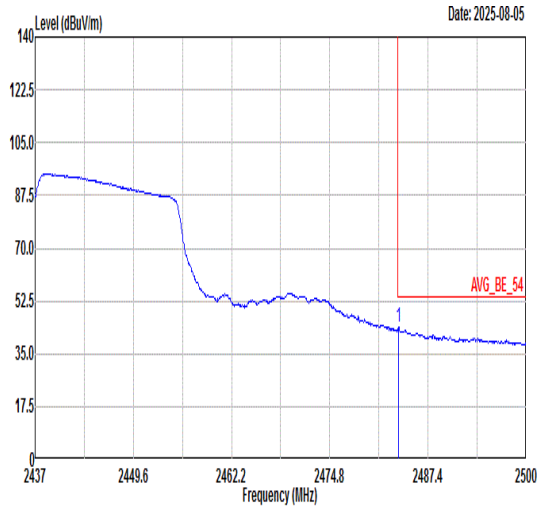 Freq Level Limit Line Margin (dB) Read Level Ant Factor Cable Loss Preamp Factor APos TPos Remark MHz dBuV/m dBuV/m dBuV dB/m dB dB cm deg 1 2483.62 43.79 54.00 -10.21 39.38 32.57 5.95 34.11 356 20 AVERAGE	Blank

Mode	30	
	Band Edge - L	
	2400-2483.5_802.11n HT40_CH06_2437MHz	
ANT	22	
Pol.	Vertical	Fundamental
Peak	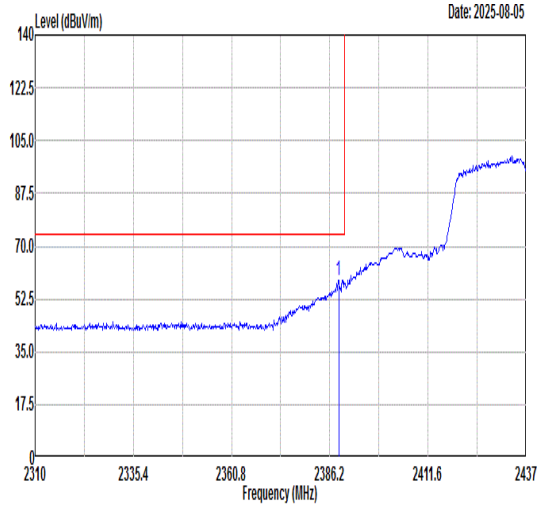 Freq Level Limit Line Margin (dB) Read Level Ant Factor Cable Loss Preamp Factor APos TPos Remark 1 2388.49 58.53 74.00 -15.47 54.89 32.42 5.36 34.14 237 122 PEAK	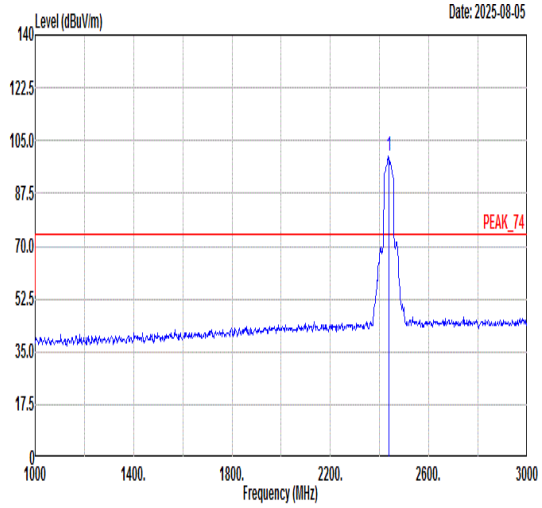 Freq Level Limit Line Margin (dB) Read Level Ant Factor Cable Loss Preamp Factor APos TPos Remark 1 2437.00 99.71 ------ ------ 95.95 32.49 5.40 34.13 237 122 PEAK
Avg	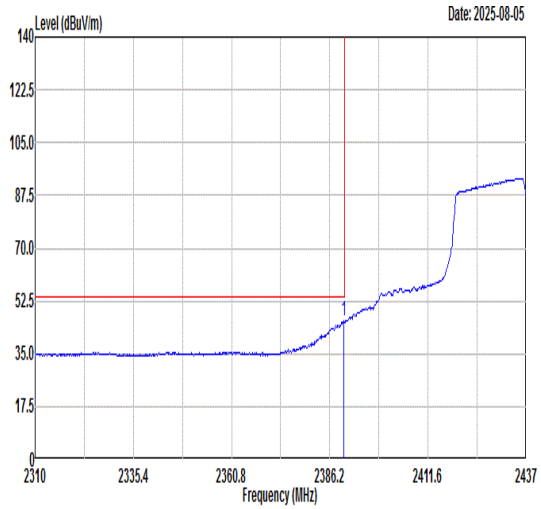 Freq Level Limit Line Margin (dB) Read Level Ant Factor Cable Loss Preamp Factor APos TPos Remark 1 2389.88 45.71 54.00 -8.29 42.07 32.42 5.36 34.14 237 122 AVERAGE	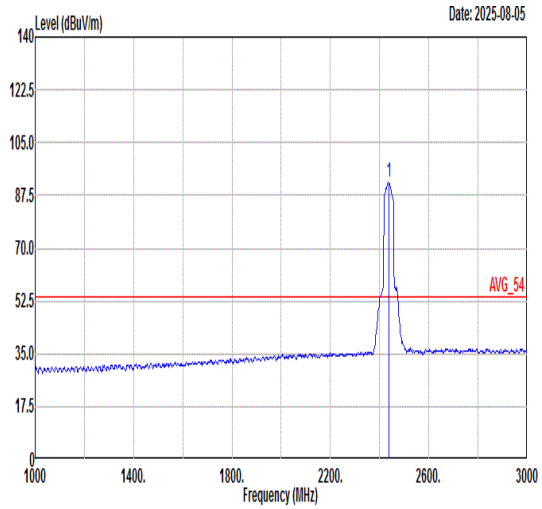 Freq Level Limit Line Margin (dB) Read Level Ant Factor Cable Loss Preamp Factor APos TPos Remark 1 2437.00 91.77 ------ ------ 88.01 32.49 5.40 34.13 237 122 AVERAGE

Mode	30	
	Band Edge - R	
	2400-2483.5_802.11n HT40_CH06_2437MHz	
ANT	22	
Pol.	Vertical	Fundamental
Peak	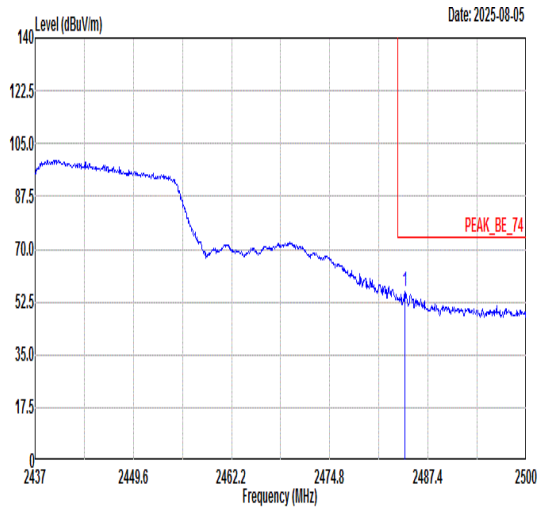 Freq Level Limit Line Margin (dB) Read Level Ant Factor Cable Loss Preamp Factor APos TPos Remark MHz dBuV/m dBuV/m dBuV dB/m dB dB cm deg 1 2484.44 55.77 74.00 -18.23 51.36 32.58 5.94 34.11 237 122 PEAK	Blank
Avg	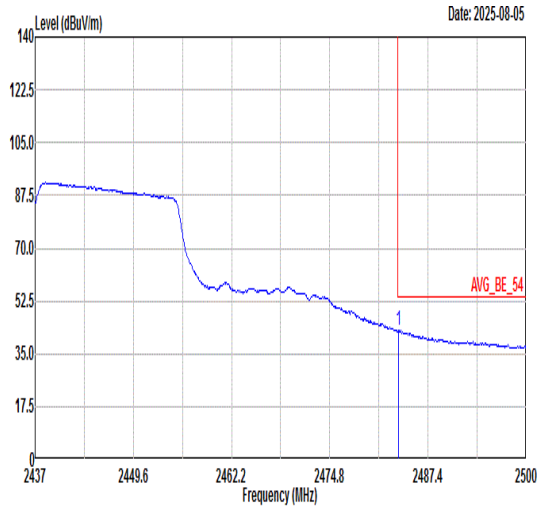 Freq Level Limit Line Margin (dB) Read Level Ant Factor Cable Loss Preamp Factor APos TPos Remark MHz dBuV/m dBuV/m dBuV dB/m dB dB cm deg 1 2483.62 42.84 54.00 -11.16 38.43 32.57 5.95 34.11 237 122 AVERAGE	Blank

Mode	31	
	Band Edge - L	
	2400-2483.5_802.11n HT40_CH09_2452MHz	
ANT	22	
Pol.	Horizontal	Fundamental
Peak	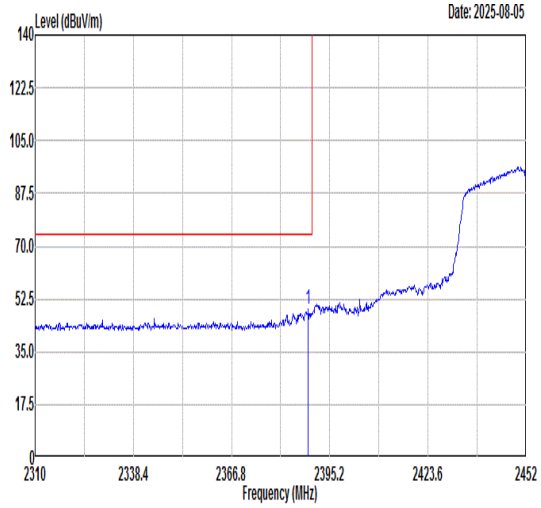 Freq Level Limit Line Margin (dB) Read Level Ant Factor Cable Loss Preamp Factor APos TPos Remark MHz dBuV/m dBuV/m dBuV dB/m dB dB cm deg 1 2388.95 48.88 74.00 -25.12 45.24 32.42 5.36 34.14 369 33 PEAK	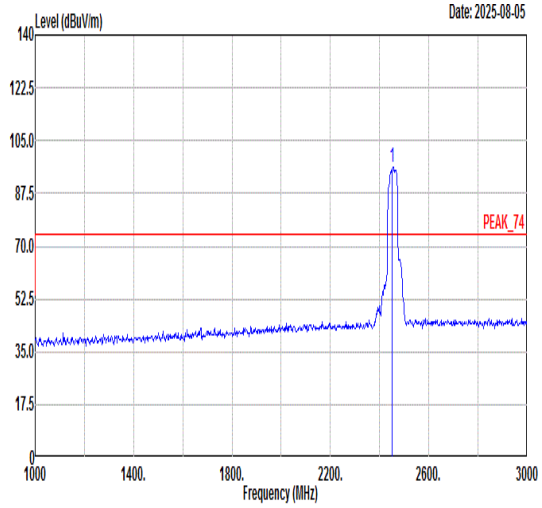 Freq Level Limit Line Margin (dB) Read Level Ant Factor Cable Loss Preamp Factor APos TPos Remark MHz dBuV/m dBuV/m dBuV dB/m dB dB cm deg 1 2452.00 96.40 ------ ------ 92.40 32.53 5.59 34.12 369 33 PEAK
Avg	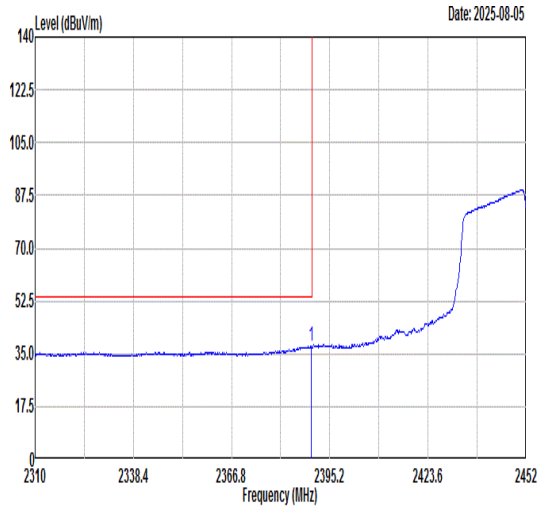 Freq Level Limit Line Margin (dB) Read Level Ant Factor Cable Loss Preamp Factor APos TPos Remark MHz dBuV/m dBuV/m dBuV dB/m dB dB cm deg 1 2389.95 37.50 54.00 -16.50 33.86 32.42 5.36 34.14 369 33 AVERAGE	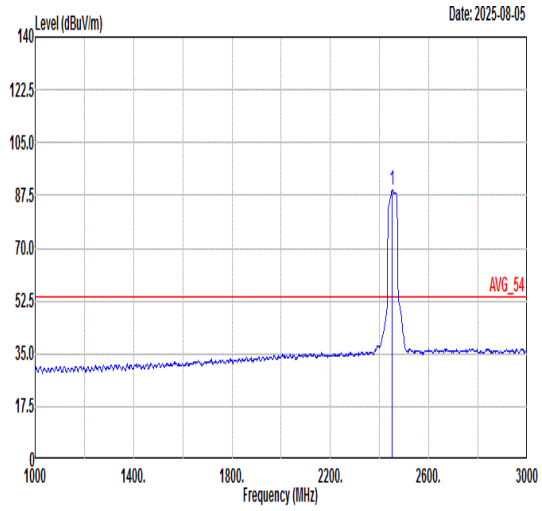 Freq Level Limit Line Margin (dB) Read Level Ant Factor Cable Loss Preamp Factor APos TPos Remark MHz dBuV/m dBuV/m dBuV dB/m dB dB cm deg 1 2452.00 89.31 ------ ------ 85.33 32.53 5.57 34.12 369 33 AVERAGE

Mode	31	
	Band Edge - R	
	2400-2483.5_802.11n HT40_CH09_2452MHz	
ANT	22	
Pol.	Horizontal	Fundamental
Peak	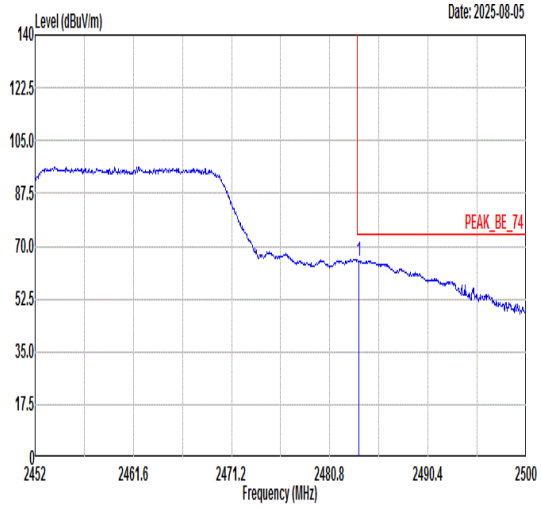 Freq Level Limit Line Margin (dB) Read Level Ant Factor Cable Loss Preamp Factor APos TPos Remark MHz dBuV/m dBuV/m dBuV dB/m dB dB cm deg 1 2483.63 65.16 74.00 -8.84 60.75 32.57 5.95 34.11 369 33 PEAK	Blank
Avg	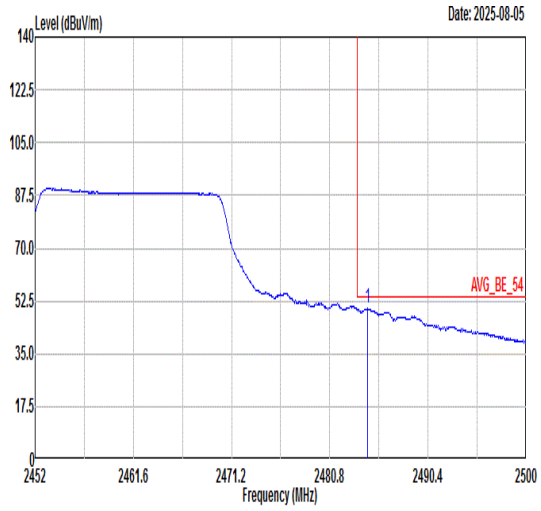 Freq Level Limit Line Margin (dB) Read Level Ant Factor Cable Loss Preamp Factor APos TPos Remark MHz dBuV/m dBuV/m dBuV dB/m dB dB cm deg 1 2484.50 50.00 54.00 -4.00 45.59 32.58 5.94 34.11 369 33 AVERAGE	Blank

Mode	31	
	Band Edge - L	
	2400-2483.5_802.11n HT40_CH09_2452MHz	
ANT	22	
Pol.	Vertical	Fundamental
Peak	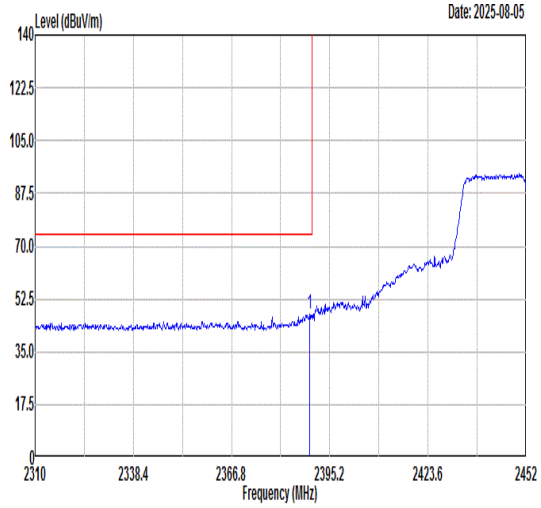 Freq Level Limit Line Margin (dB) Read Level Ant Factor Cable Loss Preamp Factor APos TPos Remark 1 2389.38 47.78 74.00 -26.22 44.14 32.42 5.36 34.14 224 99 PEAK	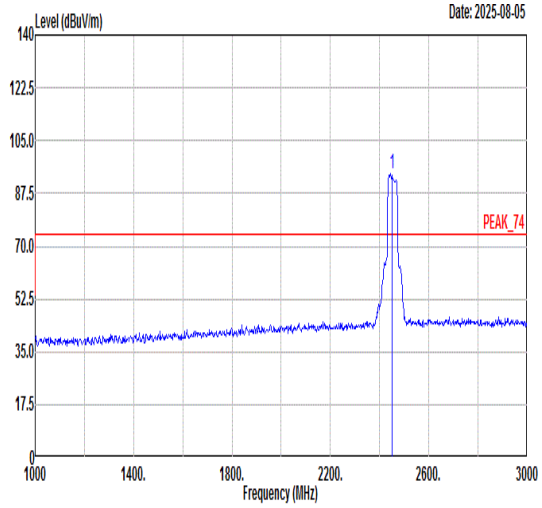 Freq Level Limit Line Margin (dB) Read Level Ant Factor Cable Loss Preamp Factor APos TPos Remark 1 2452.00 93.87 ------ ------ 90.05 32.51 5.43 34.12 224 99 PEAK
Avg	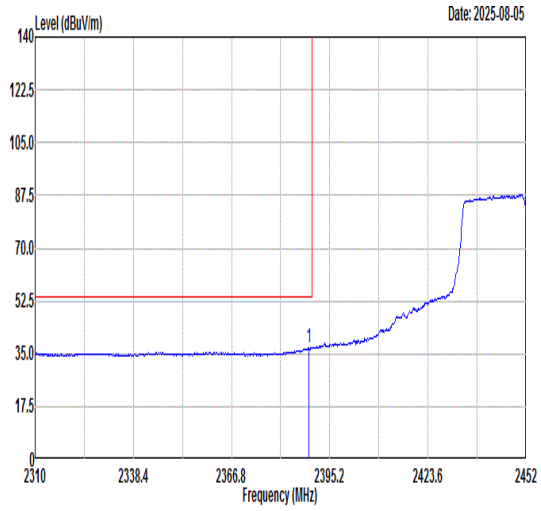 Freq Level Limit Line Margin (dB) Read Level Ant Factor Cable Loss Preamp Factor APos TPos Remark 1 2389.09 37.03 54.00 -16.97 33.39 32.42 5.36 34.14 224 99 AVERAGE	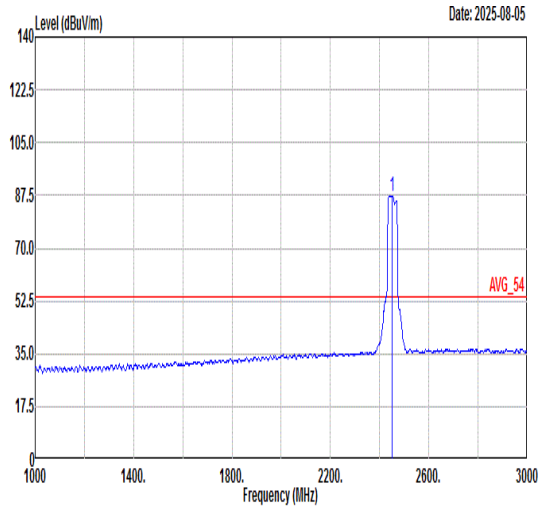 Freq Level Limit Line Margin (dB) Read Level Ant Factor Cable Loss Preamp Factor APos TPos Remark 1 2452.00 87.25 ------ ------ 83.37 32.52 5.48 34.12 224 99 AVERAGE

Mode	31	
	Band Edge - R	
	2400-2483.5_802.11n HT40_CH09_2452MHz	
ANT	22	
Pol.	Vertical	Fundamental
Peak	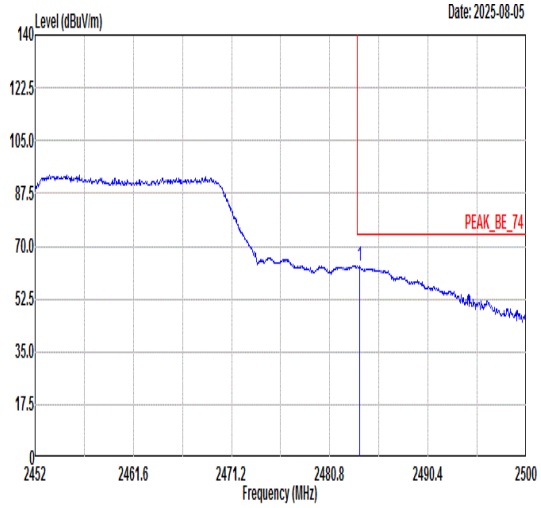 Freq Level Limit Line Margin (dB) Read Level Ant Factor Cable Loss Preamp Factor APos TPos Remark MHz dBuV/m dBuV/m dBuV dB/m dB dB cm deg 1 2483.73 63.14 74.00 -10.86 58.73 32.57 5.95 34.11 224 99 PEAK	Blank
Avg	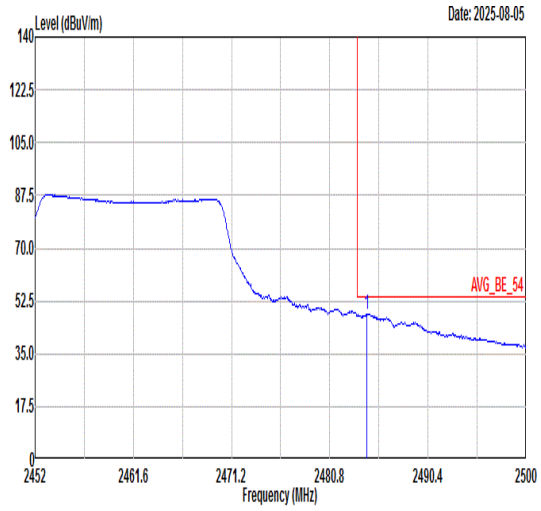 Freq Level Limit Line Margin (dB) Read Level Ant Factor Cable Loss Preamp Factor APos TPos Remark MHz dBuV/m dBuV/m dBuV dB/m dB dB cm deg 1 2484.45 48.30 54.00 -5.70 43.89 32.58 5.94 34.11 224 99 AVERAGE	Blank

Mode	32	
	LF	
	2400-2483.5_802.11ax HE40_CH03_2422MHz	
ANT	22	
Pol.	Horizontal	Vertical
Peak	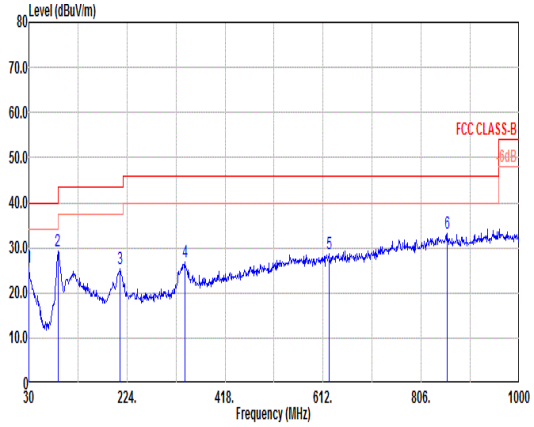 Freq Level Limit Line Margin Read Level Ant Factor Cable Loss Preamp Factor APos TPos Remark MHz dBuV/m dBuV/m dB dBuV dB/m dB dB cm deg 1 30.00 25.67 40.00 -14.33 31.35 25.29 0.53 31.50 --- --- Peak 2 87.23 29.27 40.00 -10.73 45.55 14.49 0.93 31.70 --- --- Peak 3 210.42 25.39 43.50 -18.11 40.34 15.07 1.48 31.50 --- --- Peak 4 338.46 26.85 46.00 -19.15 36.10 20.33 1.94 31.52 --- --- Peak 5 623.64 28.64 46.00 -17.36 30.74 26.45 2.60 31.15 --- --- Peak 6 857.41 33.30 46.00 -12.70 32.09 29.18 3.07 31.04 --- --- Peak	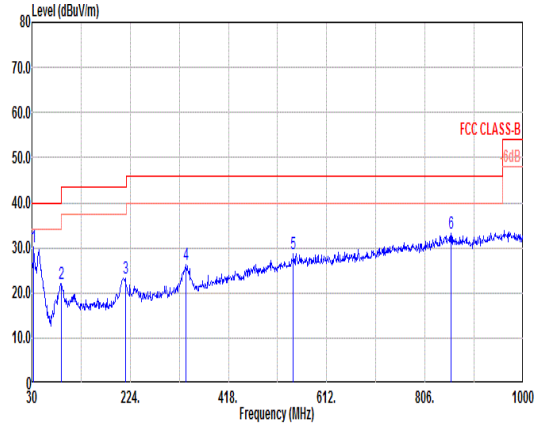 Freq Level Limit Line Margin Read Level Ant Factor Cable Loss Preamp Factor APos TPos Remark MHz dBuV/m dBuV/m dB dBuV dB/m dB dB cm deg 1 33.88 30.08 40.00 -9.92 37.94 23.24 0.56 31.66 --- --- Peak 2 88.20 22.09 43.50 -21.41 38.26 14.59 0.94 31.70 --- --- Peak 3 214.30 23.29 43.50 -20.21 38.10 15.20 1.49 31.50 --- --- Peak 4 334.58 26.27 46.00 -19.73 35.70 20.18 1.92 31.53 --- --- Peak 5 546.04 28.77 46.00 -17.23 31.86 25.76 2.45 31.30 --- --- Peak 6 857.41 33.11 46.00 -12.89 31.90 29.18 3.07 31.04 --- --- Peak

Mode	33	
	Band Edge - L	
	2400-2483.5_802.11n HT40_CH04_2427MHz	
ANT	22	
Pol.	Horizontal	Fundamental
Peak	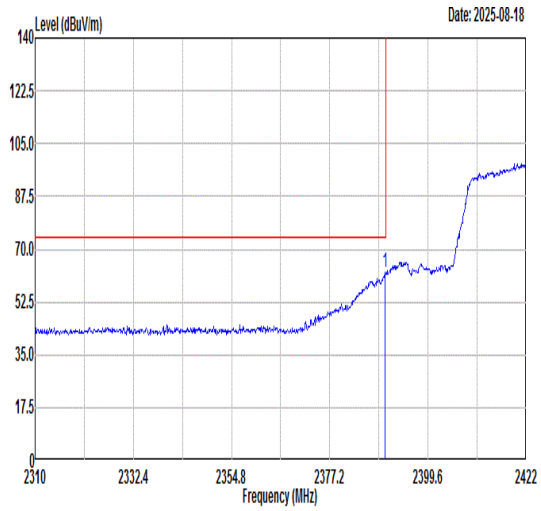 Freq Level Limit Line Margin (dB) Read Level Ant Factor Cable Loss Preamp Factor APos TPos Remark MHz dBuV/m dBuV/m dBuV dB/m dB dB cm deg 1 2389.74 62.18 74.00 -11.82 58.54 32.42 5.36 34.14 140 360 PEAK	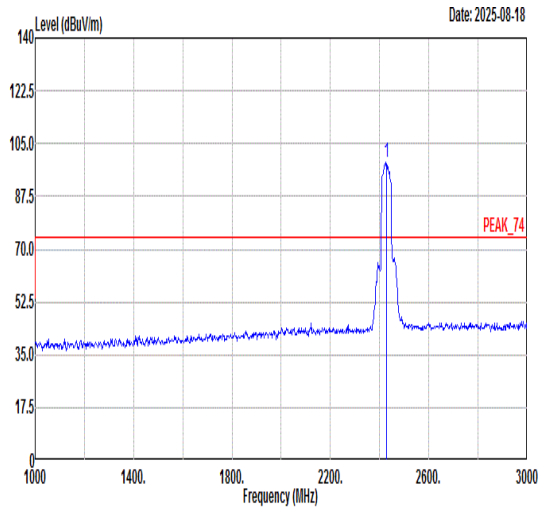 Freq Level Limit Line Margin (dB) Read Level Ant Factor Cable Loss Preamp Factor APos TPos Remark MHz dBuV/m dBuV/m dBuV dB/m dB dB cm deg 1 2427.00 98.83 ------ ------ 95.09 32.48 5.39 34.13 140 360 PEAK
Avg	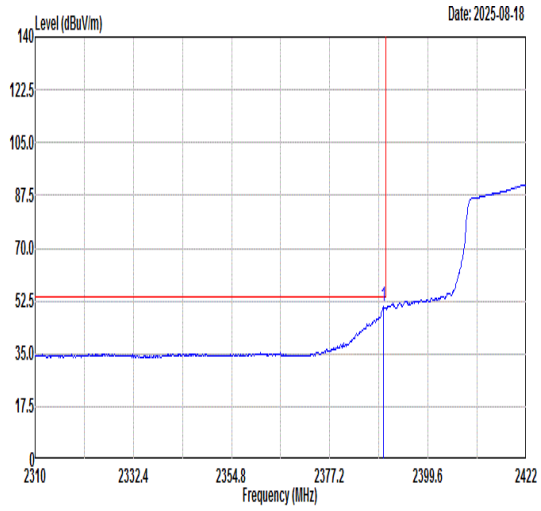 Freq Level Limit Line Margin (dB) Read Level Ant Factor Cable Loss Preamp Factor APos TPos Remark MHz dBuV/m dBuV/m dBuV dB/m dB dB cm deg 1 2389.41 50.49 54.00 -3.51 46.85 32.42 5.36 34.14 140 360 AVERAGE	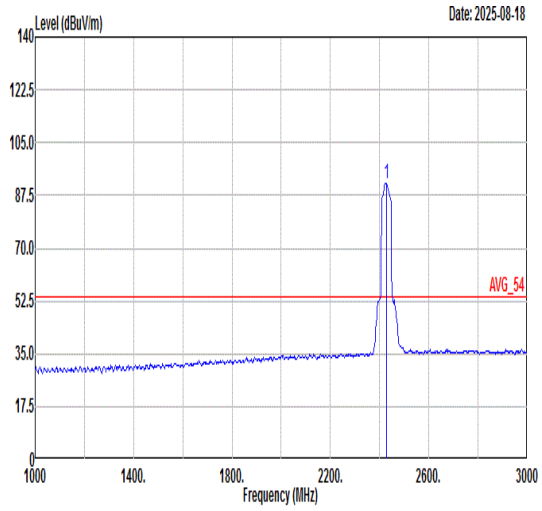 Freq Level Limit Line Margin (dB) Read Level Ant Factor Cable Loss Preamp Factor APos TPos Remark MHz dBuV/m dBuV/m dBuV dB/m dB dB cm deg 1 2427.00 91.53 ------ ------ 87.79 32.48 5.39 34.13 140 360 AVERAGE

Mode	33	
	Band Edge - R	
	2400-2483.5_802.11n HT40_CH04_2427MHz	
ANT	22	
Pol.	Horizontal	Fundamental
Peak	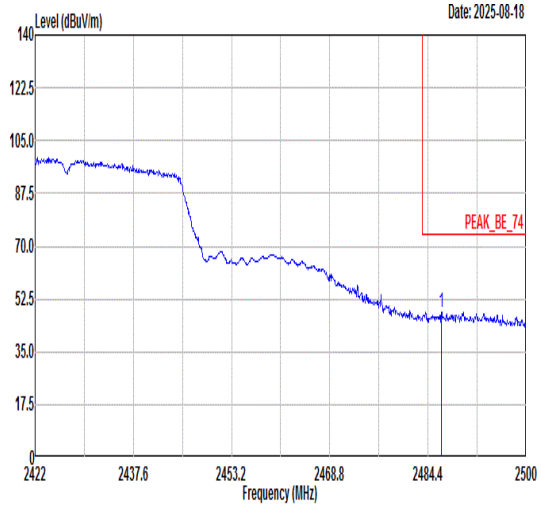 Freq Level Limit Line Margin (dB) Read Level Ant Factor Cable Loss Preamp Factor APos TPos Remark MHz dBuV/m dBuV/m dBuV dB/m dB dB cm deg 1 2486.51 48.21 74.00 -25.79 43.81 32.58 5.93 34.11 140 360 PEAK	Blank
Avg	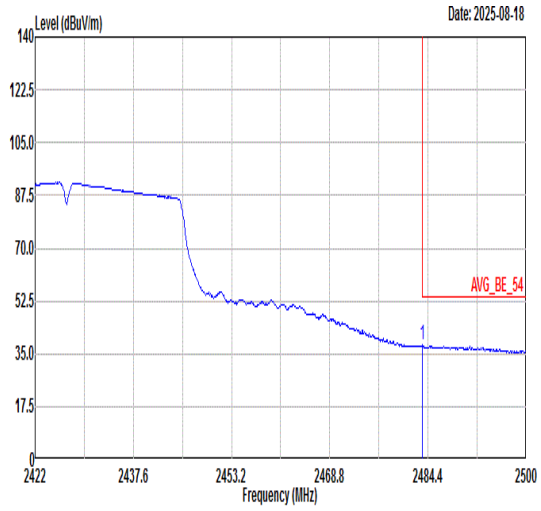 Freq Level Limit Line Margin (dB) Read Level Ant Factor Cable Loss Preamp Factor APos TPos Remark MHz dBuV/m dBuV/m dBuV dB/m dB dB cm deg 1 2483.54 37.84 54.00 -16.16 33.43 32.57 5.95 34.11 140 360 AVERAGE	Blank

Mode	33	
	Band Edge - L	
	2400-2483.5_802.11n HT40_CH04_2427MHz	
ANT	22	
Pol.	Vertical	Fundamental
Peak	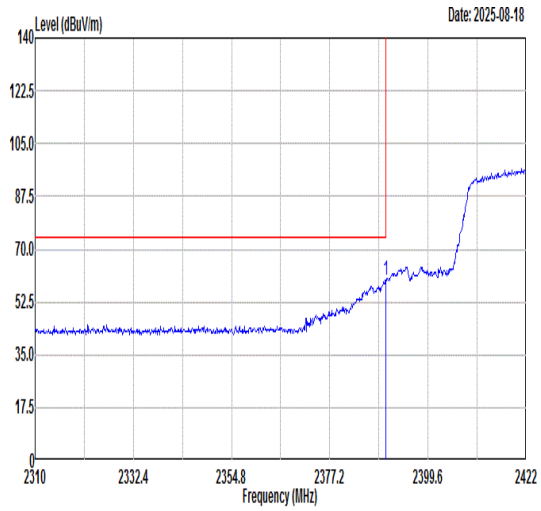 Freq Level Limit Line Margin (dB) Read Level Ant Factor Cable Loss Preamp Factor APos TPos Remark MHz dBuV/m dBuV/m dBuV dB/m dB dB cm deg 1 2389.97 59.86 74.00 -14.14 56.22 32.42 5.36 34.14 200 108 PEAK	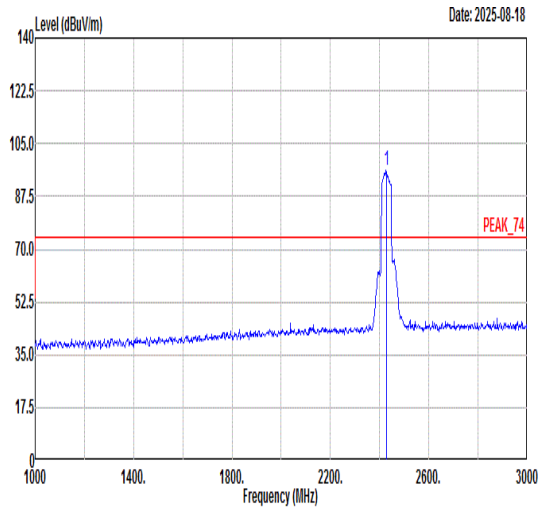 Freq Level Limit Line Margin (dB) Read Level Ant Factor Cable Loss Preamp Factor APos TPos Remark MHz dBuV/m dBuV/m dBuV dB/m dB dB cm deg 1 2427.00 95.96 ------ ------ 92.22 32.48 5.39 34.13 200 108 PEAK
Avg	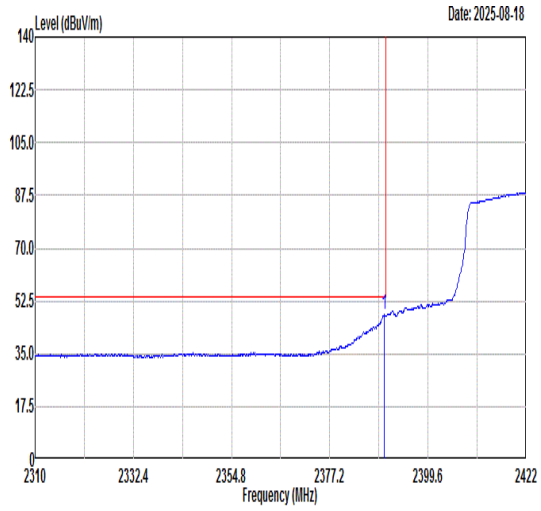 Freq Level Limit Line Margin (dB) Read Level Ant Factor Cable Loss Preamp Factor APos TPos Remark MHz dBuV/m dBuV/m dBuV dB/m dB dB cm deg 1 2389.63 47.83 54.00 -6.17 44.19 32.42 5.36 34.14 200 108 AVERAGE	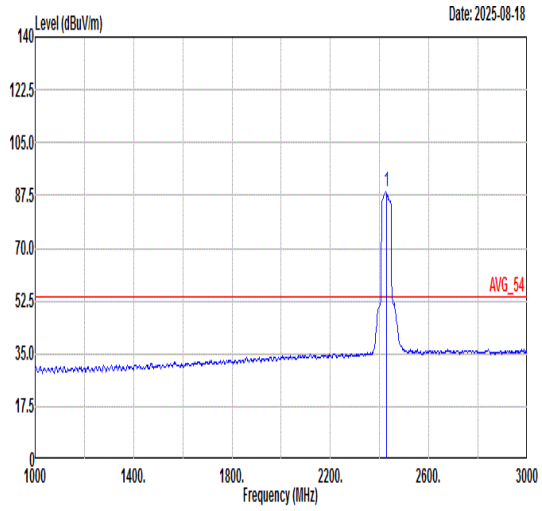 Freq Level Limit Line Margin (dB) Read Level Ant Factor Cable Loss Preamp Factor APos TPos Remark MHz dBuV/m dBuV/m dBuV dB/m dB dB cm deg 1 2427.00 88.71 ------ ------ 84.97 32.48 5.39 34.13 200 108 AVERAGE

Mode	33	
	Band Edge - R	
	2400-2483.5_802.11n HT40_CH04_2427MHz	
ANT	22	
Pol.	Vertical	Fundamental
Peak	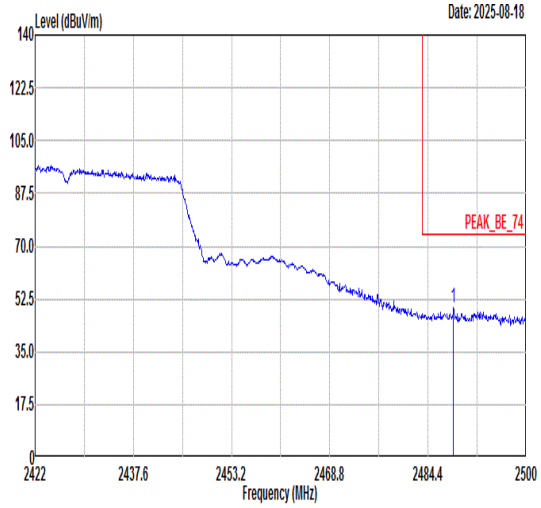 Freq Level Limit Line Margin (dB) Read Level Ant Factor Cable Loss Preamp Factor APos TPos Remark MHz dBuV/m dBuV/m dBuV dB/m dB dB cm deg 1 2488.46 49.41 74.00 -24.59 45.00 32.58 5.93 34.10 200 108 PEAK	Blank
Avg	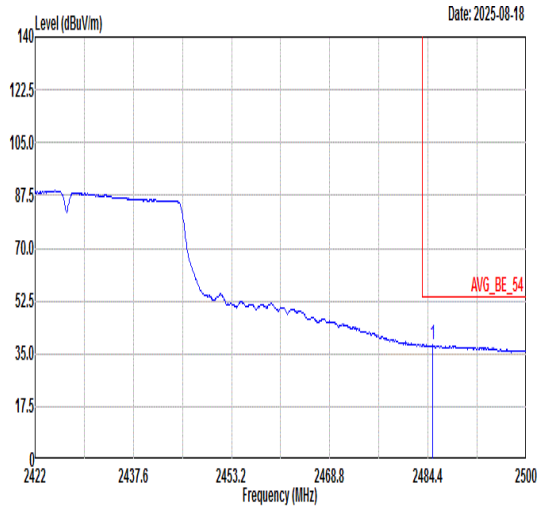 Freq Level Limit Line Margin (dB) Read Level Ant Factor Cable Loss Preamp Factor APos TPos Remark MHz dBuV/m dBuV/m dBuV dB/m dB dB cm deg 1 2485.10 37.90 54.00 -16.10 33.49 32.58 5.94 34.11 200 108 AVERAGE	Blank

Mode	34	
	Band Edge - L	
	2400-2483.5_802.11n HT40_CH08_2447MHz	
ANT	22	
Pol.	Horizontal	Fundamental
Peak	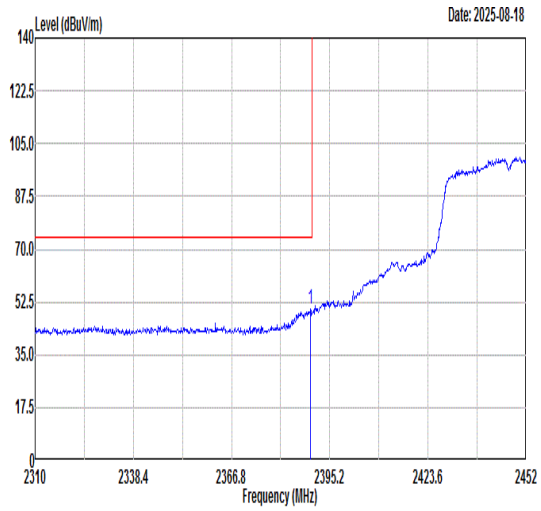 Freq Level Limit Line Margin (dB) Read Level Ant Factor Cable Loss Preamp Factor APos TPos Remark 1 2389.66 49.98 74.00 -24.02 46.34 32.42 5.36 34.14 200 33 PEAK	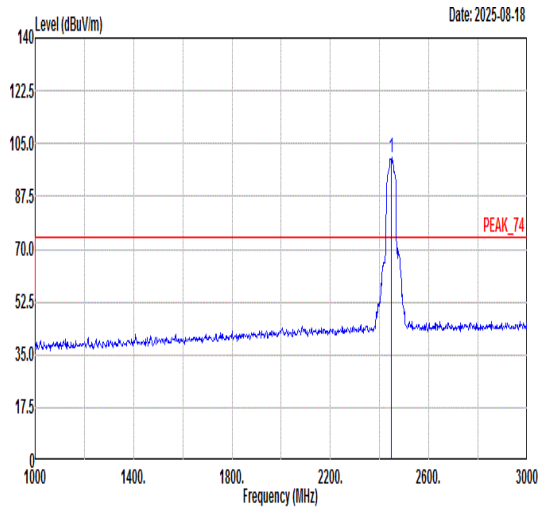 Freq Level Limit Line Margin (dB) Read Level Ant Factor Cable Loss Preamp Factor APos TPos Remark 1 2447.00 100.32 ------ ------ 96.41 32.52 5.51 34.12 200 33 PEAK
Avg	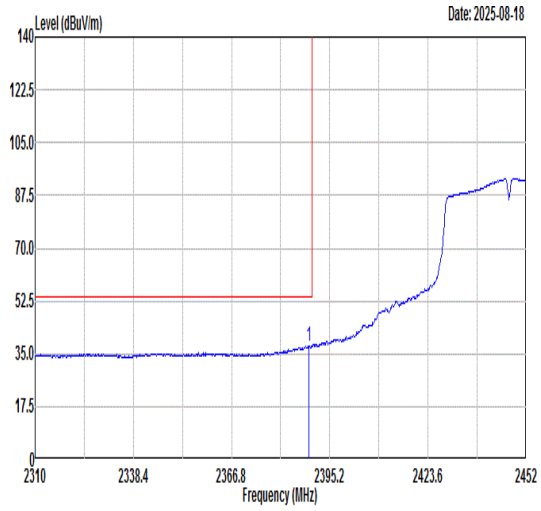 Freq Level Limit Line Margin (dB) Read Level Ant Factor Cable Loss Preamp Factor APos TPos Remark 1 2389.09 37.57 54.00 -16.43 33.93 32.42 5.36 34.14 200 33 AVERAGE	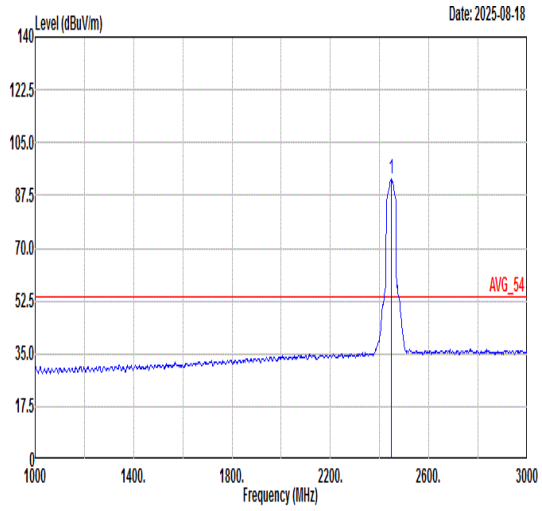 Freq Level Limit Line Margin (dB) Read Level Ant Factor Cable Loss Preamp Factor APos TPos Remark 1 2447.00 92.75 ------ ------ 88.87 32.52 5.48 34.12 200 33 AVERAGE

Mode	34	
	Band Edge - R	
	2400-2483.5_802.11n HT40_CH08_2447MHz	
ANT	22	
Pol.	Horizontal	Fundamental
Peak	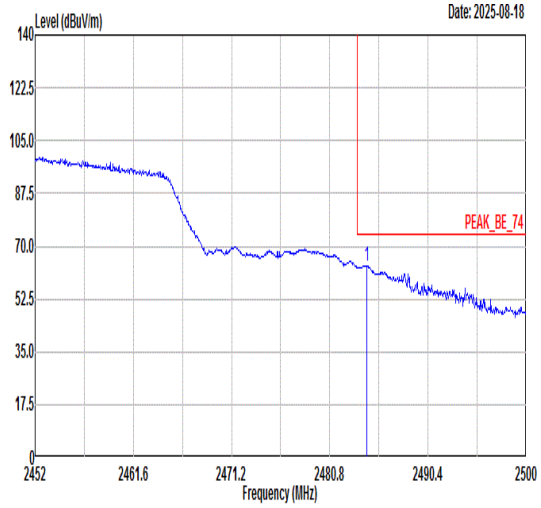 Freq Level Limit Line Margin (dB) Read Level Ant Factor Cable Loss Preamp Factor APos TPos Remark MHz dBuV/m dBuV/m dBuV dB/m dB dB cm deg 1 2484.40 63.53 74.00 -10.47 59.12 32.58 5.94 34.11 200 33 PEAK	Blank
Avg	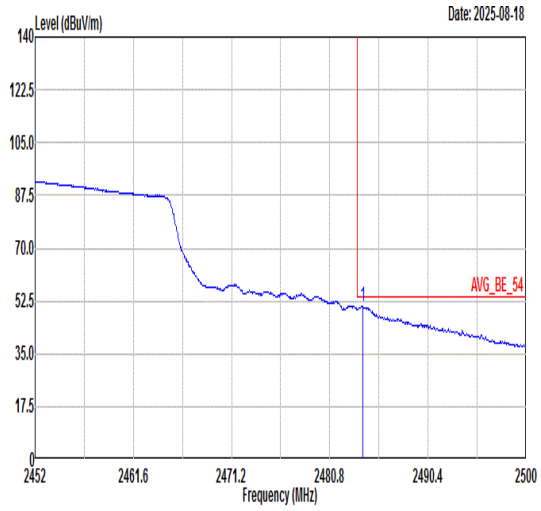 Freq Level Limit Line Margin (dB) Read Level Ant Factor Cable Loss Preamp Factor APos TPos Remark MHz dBuV/m dBuV/m dBuV dB/m dB dB cm deg 1 2484.02 50.64 54.00 -3.36 46.24 32.57 5.94 34.11 200 33 AVERAGE	Blank

Mode	34	
	Band Edge - L	
	2400-2483.5_802.11n HT40_CH08_2447MHz	
ANT	22	
Pol.	Vertical	Fundamental
Peak	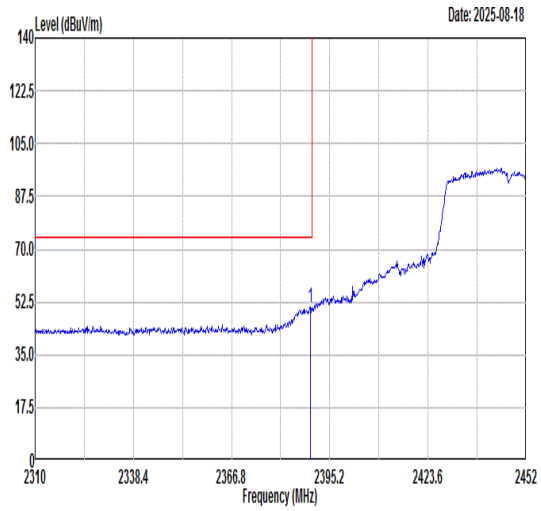 Freq Level Limit Line Margin (dB) Read Level Ant Factor Cable Loss Preamp Factor APos TPos Remark 1 2389.52 50.75 74.00 -23.25 47.11 32.42 5.36 34.14 220 110 PEAK	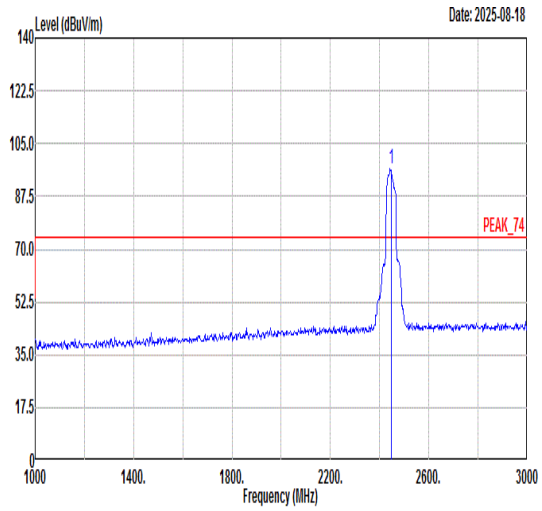 Freq Level Limit Line Margin (dB) Read Level Ant Factor Cable Loss Preamp Factor APos TPos Remark 1 2447.00 96.44 ------ ------ 92.64 32.51 5.41 34.12 220 110 PEAK
Avg	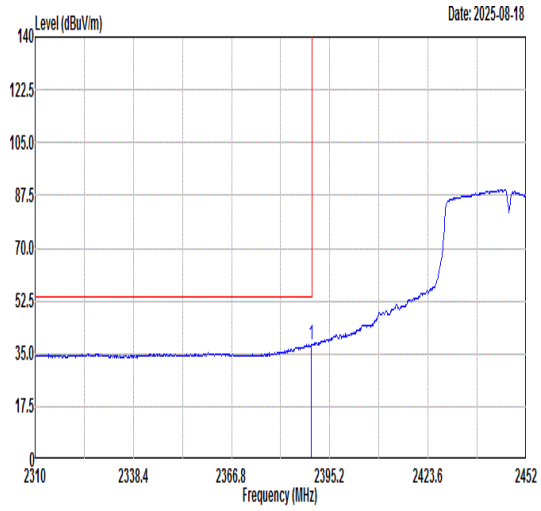 Freq Level Limit Line Margin (dB) Read Level Ant Factor Cable Loss Preamp Factor APos TPos Remark 1 2389.80 38.29 54.00 -15.71 34.65 32.42 5.36 34.14 220 110 AVERAGE	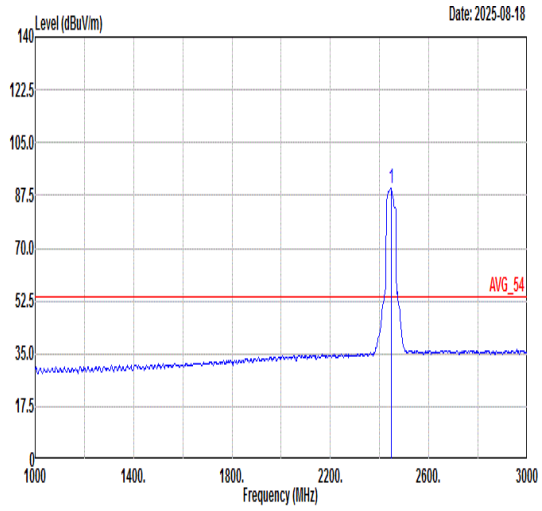 Freq Level Limit Line Margin (dB) Read Level Ant Factor Cable Loss Preamp Factor APos TPos Remark 1 2447.00 89.99 ------ ------ 86.17 32.51 5.43 34.12 220 110 AVERAGE

Mode	34	
	Band Edge - R	
	2400-2483.5_802.11n HT40_CH08_2447MHz	
ANT	22	
Pol.	Vertical	Fundamental
Peak	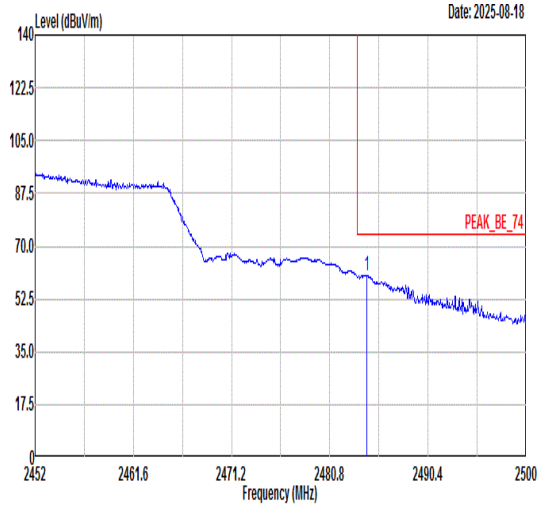 Freq Level Limit Line Margin (dB) Read Level Ant Factor Cable Loss Preamp Factor APos TPos Remark MHz dBuV/m dBuV/m dBuV dB/m dB dB cm deg 1 2484.40 60.36 74.00 -13.64 55.95 32.58 5.94 34.11 220 110 PEAK	Blank
Avg	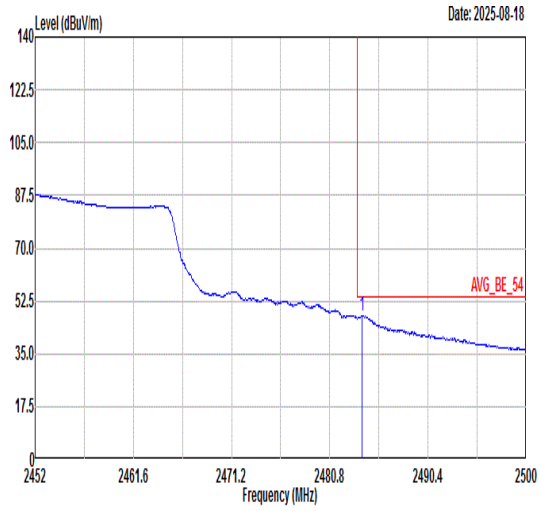 Freq Level Limit Line Margin (dB) Read Level Ant Factor Cable Loss Preamp Factor APos TPos Remark MHz dBuV/m dBuV/m dBuV dB/m dB dB cm deg 1 2483.92 47.51 54.00 -6.49 43.11 32.57 5.94 34.11 220 110 AVERAGE	Blank

Mode	35	
	Band Edge - L	
	2400-2483.5_802.11ax HE40_CH03_2422MHz++LTE B13LINK	
ANT	22+13	
Pol.	Horizontal	Fundamental
Peak	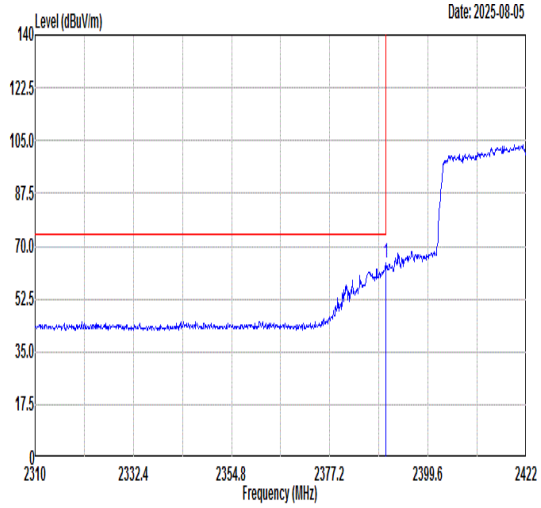 Freq Level Limit Line Margin (dB) Read Level Ant Factor Cable Loss Preamp Factor APos TPos Remark MHz dBuV/m dBuV/m dBuV dB/m dB dB cm deg 1 2389.97 64.53 74.00 -9.47 60.89 32.42 5.36 34.14 400 23 PEAK	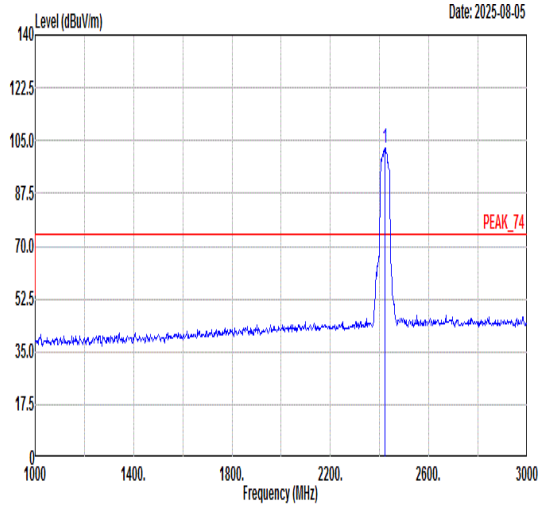 Freq Level Limit Line Margin (dB) Read Level Ant Factor Cable Loss Preamp Factor APos TPos Remark MHz dBuV/m dBuV/m dBuV dB/m dB dB cm deg 1 2422.00 102.49 ------ ------ 98.75 32.48 5.39 34.13 400 23 PEAK
Avg	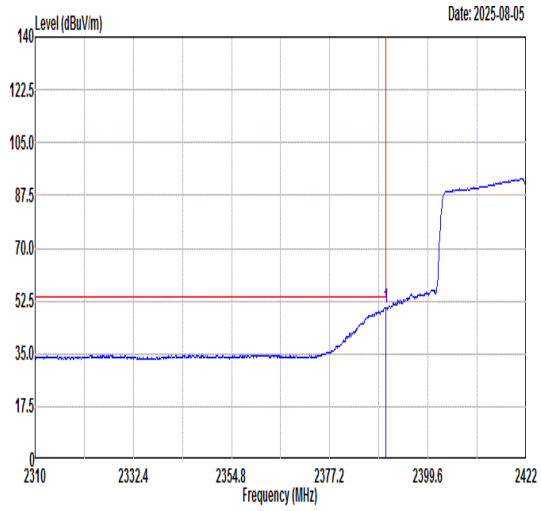 Freq Level Limit Line Margin (dB) Read Level Ant Factor Cable Loss Preamp Factor APos TPos Remark MHz dBuV/m dBuV/m dBuV dB/m dB dB cm deg 1 2389.97 50.38 54.00 -3.62 46.74 32.42 5.36 34.14 400 23 AVERAGE	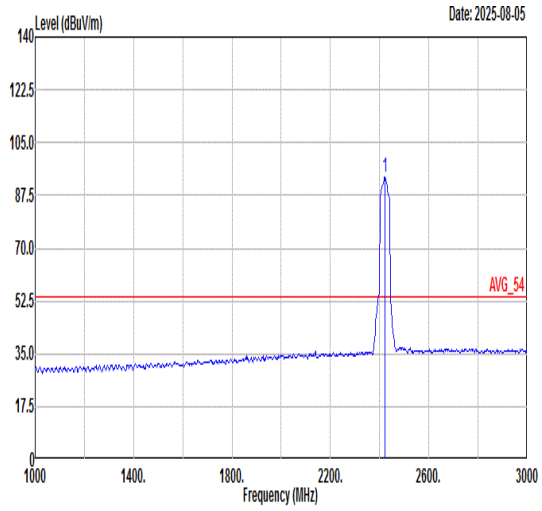 Freq Level Limit Line Margin (dB) Read Level Ant Factor Cable Loss Preamp Factor APos TPos Remark MHz dBuV/m dBuV/m dBuV dB/m dB dB cm deg 1 2422.00 93.32 ------ ------ 89.58 32.48 5.39 34.13 400 23 AVERAGE

Mode	35	
	Band Edge - R	
	2400-2483.5_802.11ax HE40_CH03_2422MHz++LTE B13LINK	
ANT	22+13	
Pol.	Horizontal	Fundamental
Peak	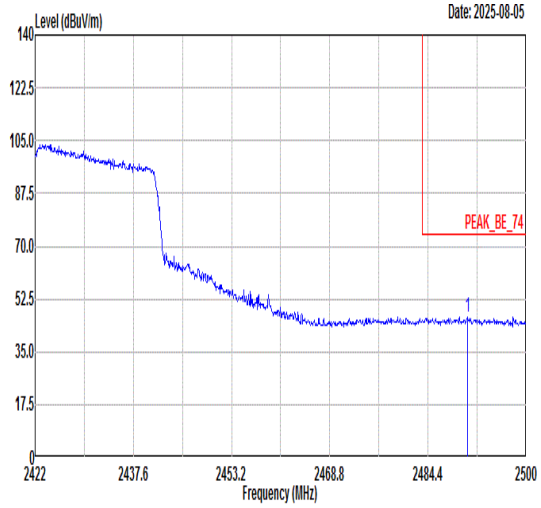 Freq Level Limit Line Margin (dB) Read Level Ant Factor Cable Loss Preamp Factor APos TPos Remark MHz dBuV/m dBuV/m dBuV dB/m dB dB cm deg 1 2490.72 46.64 74.00 -27.36 42.23 32.59 5.92 34.10 400 23 PEAK	Blank
Avg	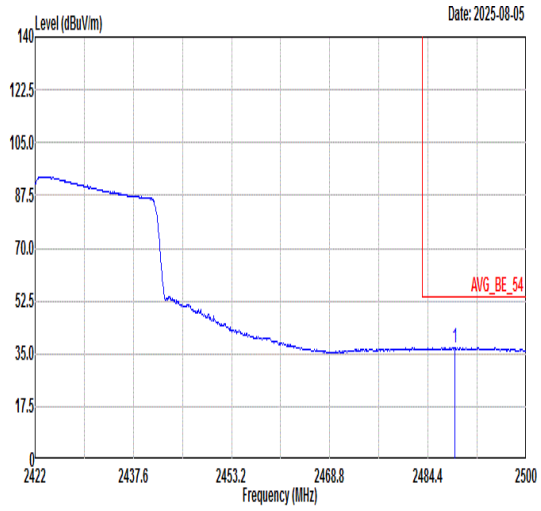 Freq Level Limit Line Margin (dB) Read Level Ant Factor Cable Loss Preamp Factor APos TPos Remark MHz dBuV/m dBuV/m dBuV dB/m dB dB cm deg 1 2488.69 36.99 54.00 -17.01 32.58 32.58 5.93 34.10 400 23 AVERAGE	Blank

Mode	35	
	Band Edge - L	
	2400-2483.5_802.11ax HE40_CH03_2422MHz++LTE B13LINK	
ANT	22+13	
Pol.	Vertical	Fundamental
Peak	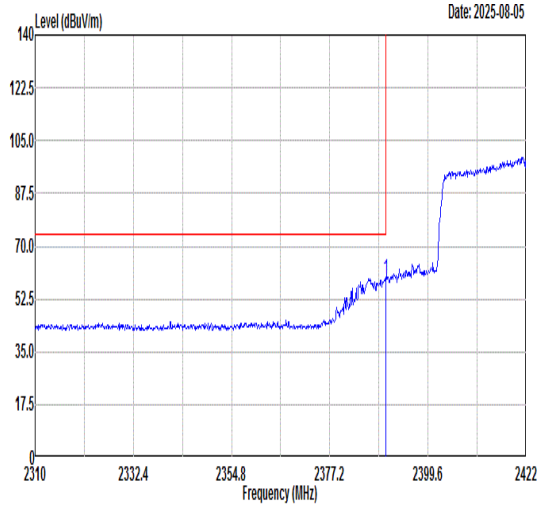 Freq Level Limit Line Margin (dB) Read Level Ant Factor Cable Loss Preamp Factor APos TPos Remark 1 2389.97 59.16 74.00 -14.84 55.52 32.42 5.36 34.14 200 110 PEAK	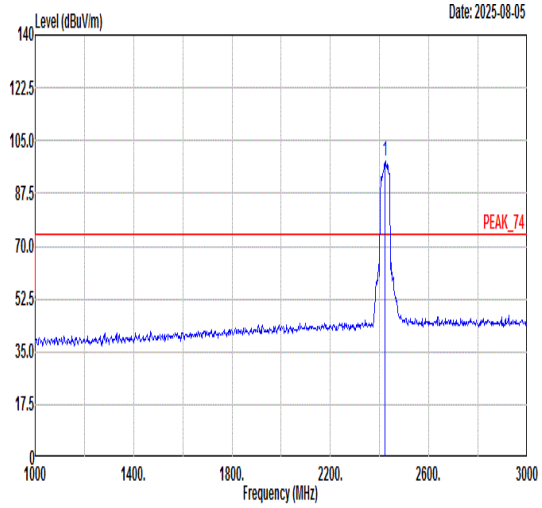 Freq Level Limit Line Margin (dB) Read Level Ant Factor Cable Loss Preamp Factor APos TPos Remark 1 2422.00 98.36 ------ ------ 94.62 32.48 5.39 34.13 200 110 PEAK
Avg	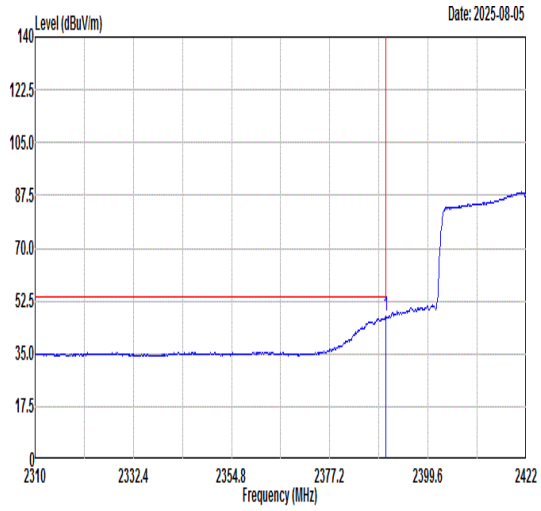 Freq Level Limit Line Margin (dB) Read Level Ant Factor Cable Loss Preamp Factor APos TPos Remark 1 2389.97 47.33 54.00 -6.67 43.69 32.42 5.36 34.14 200 110 AVERAGE	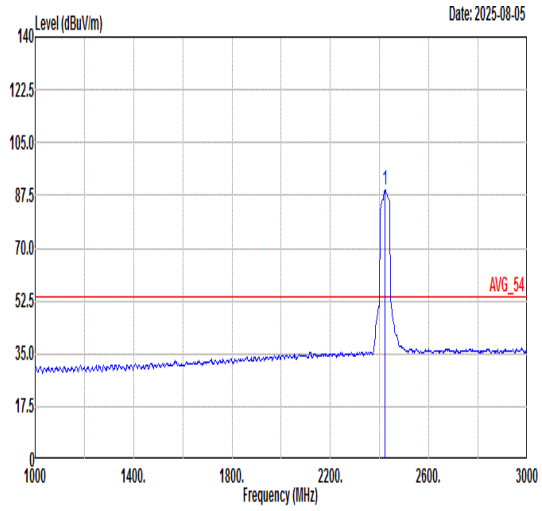 Freq Level Limit Line Margin (dB) Read Level Ant Factor Cable Loss Preamp Factor APos TPos Remark 1 2422.00 89.48 ------ ------ 85.74 32.48 5.39 34.13 200 110 AVERAGE

Mode	35	
	Band Edge - R	
	2400-2483.5_802.11ax HE40_CH03_2422MHz++LTE B13LINK	
ANT	22+13	
Pol.	Vertical	Fundamental
Peak	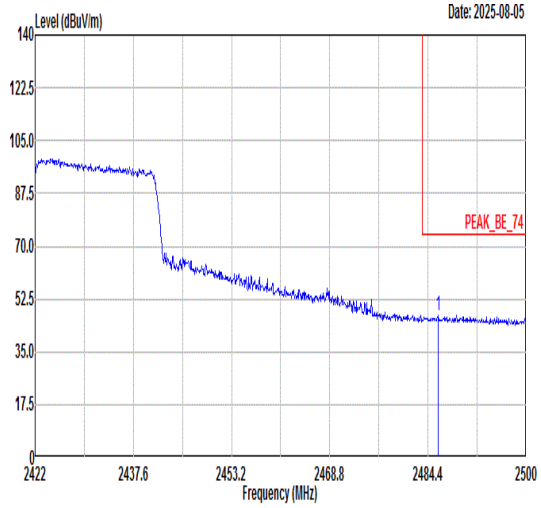 Freq Level Limit Line Margin (dB) Read Level Ant Factor Cable Loss Preamp Factor APos TPos Remark MHz dBuV/m dBuV/m dBuV dB/m dB dB cm deg 1 2485.96 47.16 74.00 -26.84 42.75 32.58 5.94 34.11 200 110 PEAK	Blank
Avg	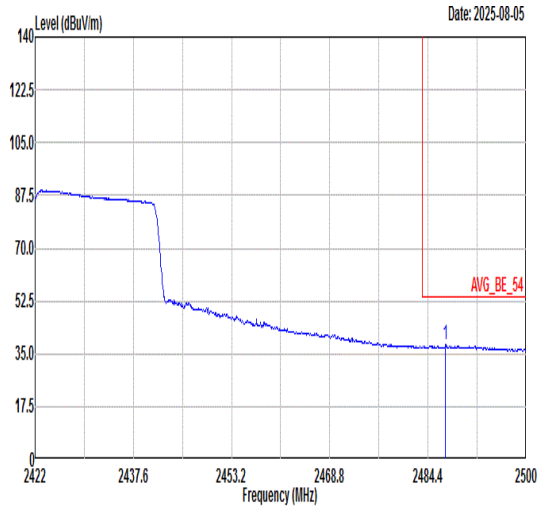 Freq Level Limit Line Margin (dB) Read Level Ant Factor Cable Loss Preamp Factor APos TPos Remark MHz dBuV/m dBuV/m dBuV dB/m dB dB cm deg 1 2487.21 37.84 54.00 -16.16 33.44 32.58 5.93 34.11 200 110 AVERAGE	Blank

Mode	35	
	Harmonic	
	2400-2483.5_802.11ax HE40_CH03_2422MHz++LTE B13LINK	
ANT	22+13	
Pol.	Horizontal	Vertical
Peak Avg	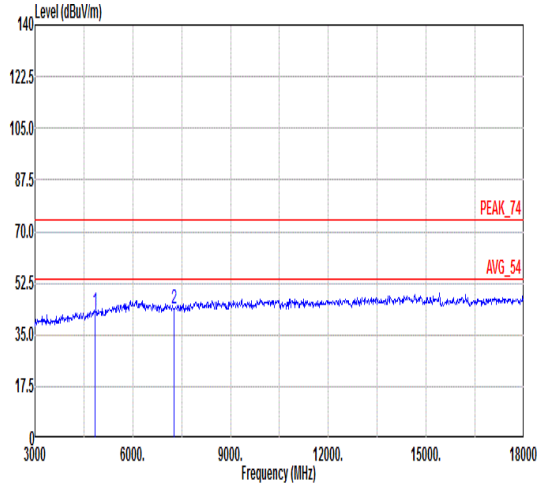 Freq Level Limit Line Margin Read Level Ant Factor Cable Loss Preamp Factor APos TPos Remark MHz dBuV/m dBuV/m dB dBuV dB/m dB dB cm deg 1 4844.00 42.95 74.00 -31.05 63.93 35.04 8.81 64.83 --- --- Peak 2 7266.00 43.92 74.00 -30.08 62.66 36.10 10.18 65.02 --- --- Peak	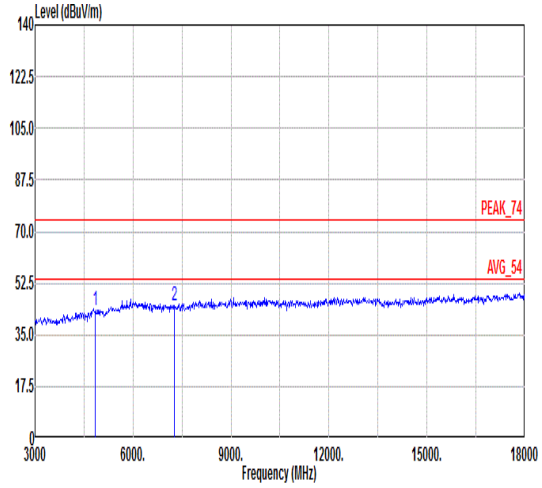 Freq Level Limit Line Margin Read Level Ant Factor Cable Loss Preamp Factor APos TPos Remark MHz dBuV/m dBuV/m dB dBuV dB/m dB dB cm deg 1 4844.00 43.10 74.00 -30.90 64.08 35.04 8.81 64.83 --- --- Peak 2 7266.00 44.89 74.00 -29.11 63.63 36.10 10.18 65.02 --- --- Peak

Appendix D. Duty Cycle Plots

Band	Duty Cycle(%)	T(ms)	1/T(kHz)	VBW Setting
802.11b	99.58	-	-	10Hz
802.11g	97.20	1.390	0.719	1KHz
802.11n HT20	97.04	1.310	0.763	1KHz
802.11n HT40	94.20	0.650	1.538	3KHz
802.11ax HE20 Full RU / Partial RU	95.28	1.010	0.990	1KHz
802.11ax HE40	93.10	0.540	1.852	3KHz

802.11b

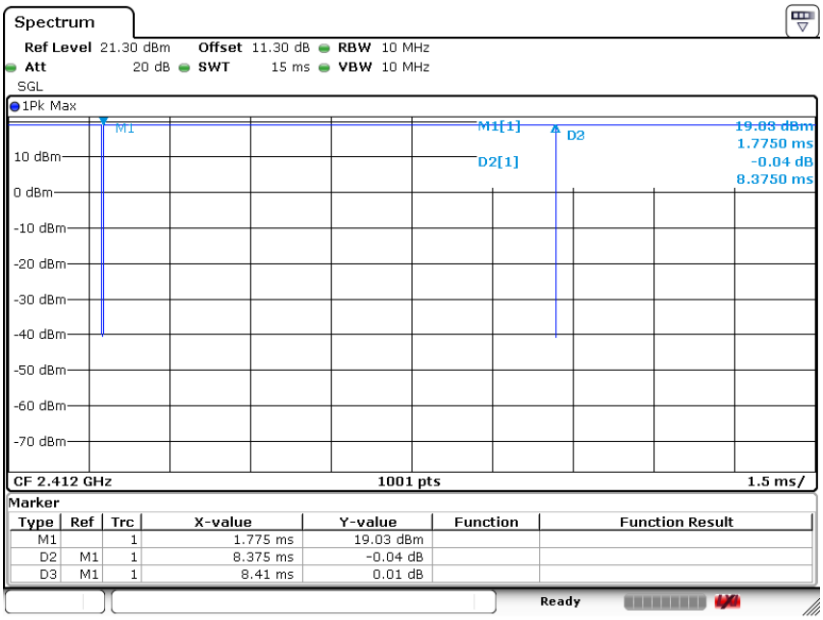

802.11g

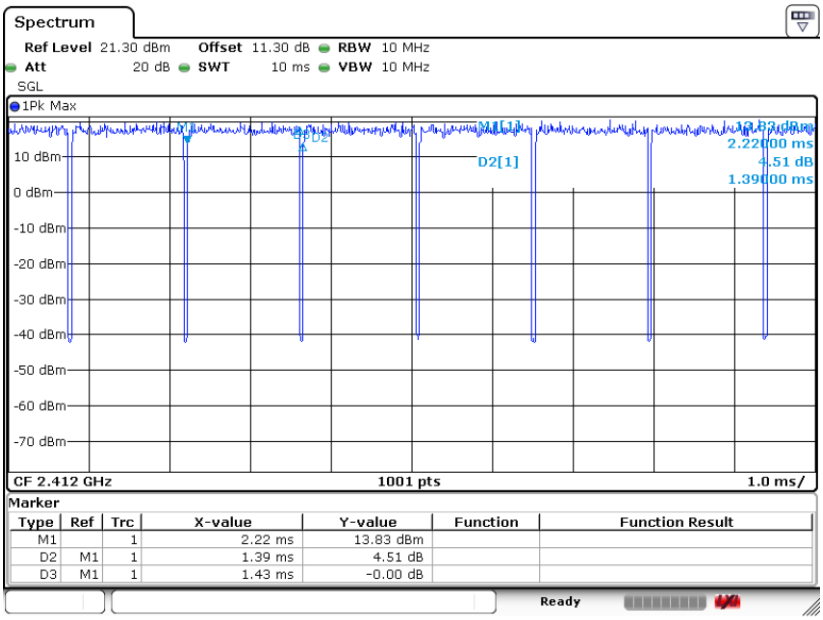

802.11n HT20

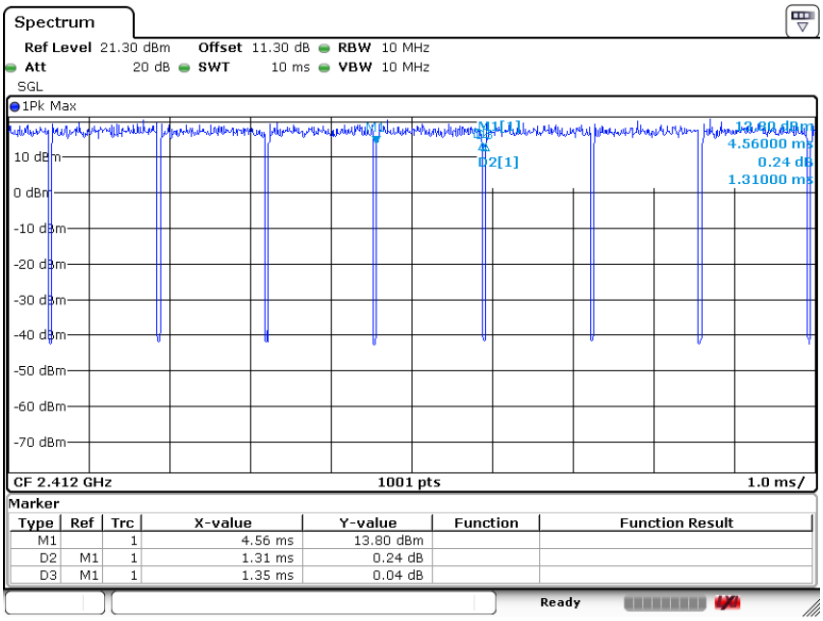

802.11n HT40

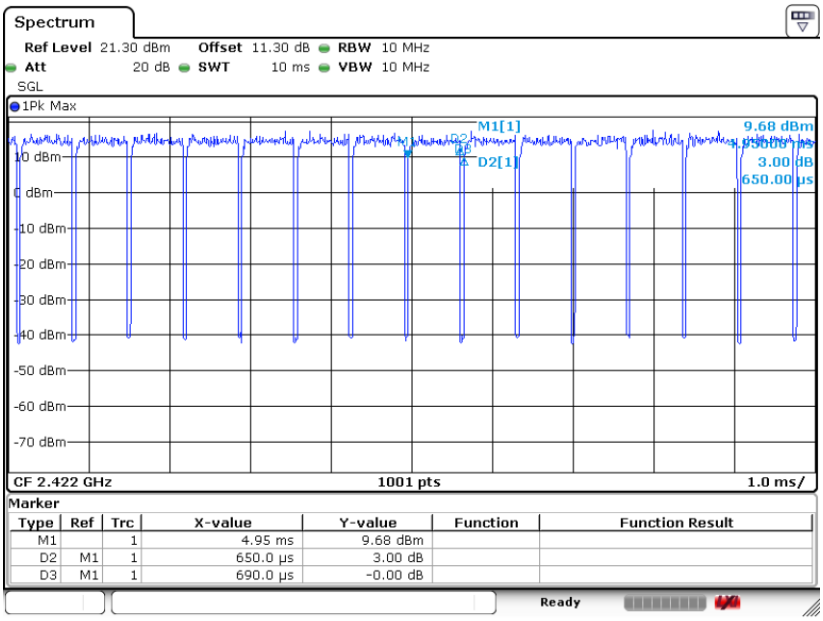

802.11ax HE20

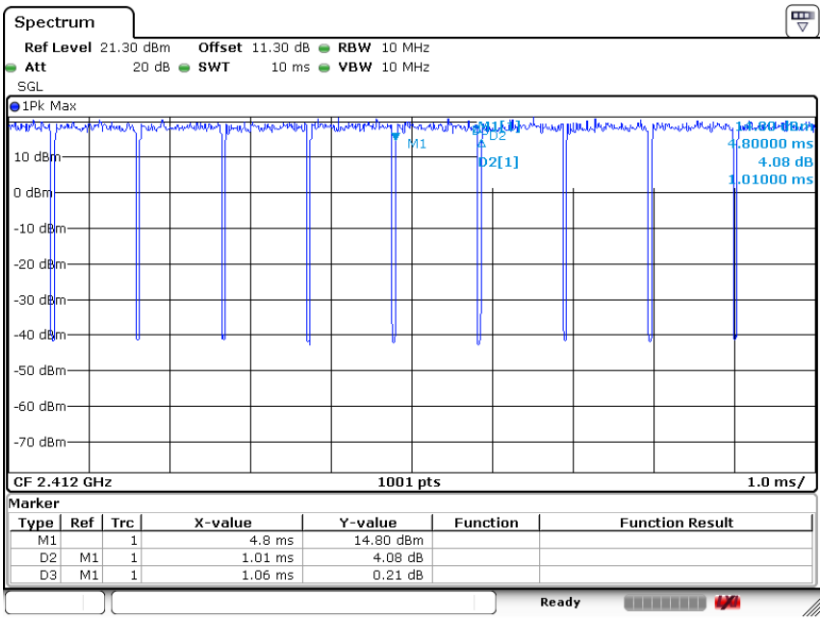
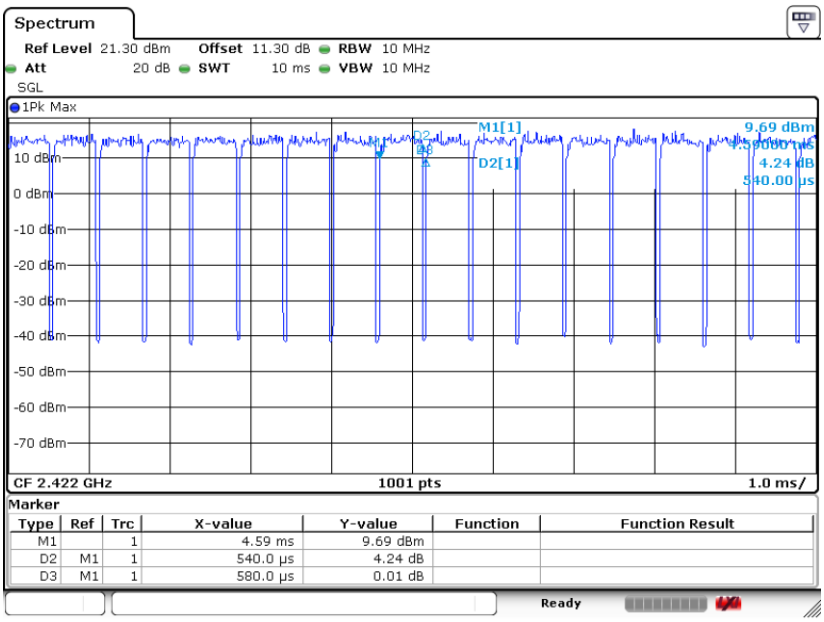
802.11ax HE40