Mode	27	
	Band Edge - R	
	U-NII-2C_5.47-5.725_802.11ax HE80_CH106_5530MHz	
ANT	22	
Pol.	Horizontal	Fundamental
Peak	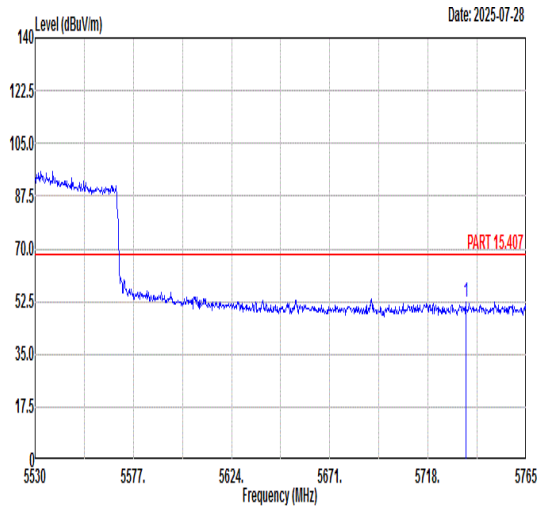 Freq Level Limit Line Margin (dB) Read Level Ant Factor Cable Loss Preamp Factor APos TPos Remark MHz dBuV/m dBuV/m dBuV dB/m dB dB cm deg 1 5736.10 52.26 68.30 -16.04 39.84 35.83 10.04 33.45 100 78 PEAK	Blank

Mode	27
	Band Edge - L
	U-NII-2C_5.47-5.725_802.11ax HE80_CH106_5530MHz
ANT	22

Pol.	Vertical	Fundamental
Peak	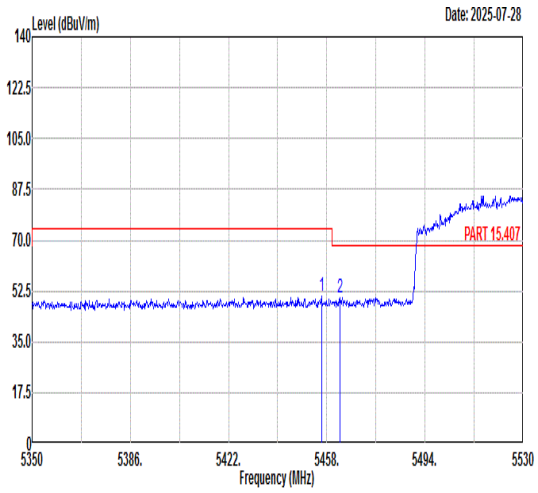 Freq Level Limit Line Margin (dB) Read Level Ant Factor Cable Loss Preamp Factor APos TPos Remark MHz dBuV/m dBuV/m dBuV dB/m dB dB cm deg 1 5456.02 50.62 74.00 -23.38 38.87 35.47 9.69 33.41 390 234 PEAK 2 5462.86 50.17 68.30 -18.13 38.41 35.48 9.69 33.41 390 234 PEAK	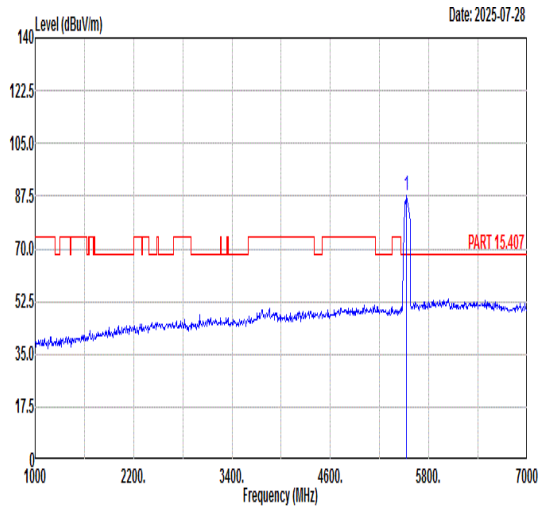 Freq Level Limit Line Margin (dB) Read Level Ant Factor Cable Loss Preamp Factor APos TPos Remark MHz dBuV/m dBuV/m dBuV dB/m dB dB cm deg 1 5530.00 87.86 ------ ------ 76.01 35.54 9.72 33.41 390 234 PEAK
Avg	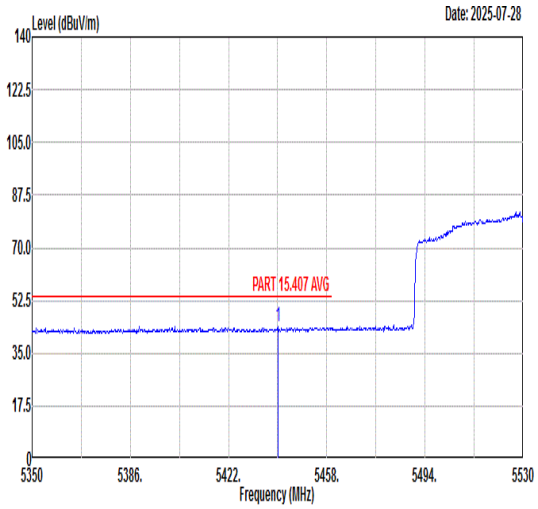 Freq Level Limit Line Margin (dB) Read Level Ant Factor Cable Loss Preamp Factor APos TPos Remark MHz dBuV/m dBuV/m dBuV dB/m dB dB cm deg 1 5440.18 44.03 54.00 -9.97 32.30 35.46 9.68 33.41 390 234 AVERAGE	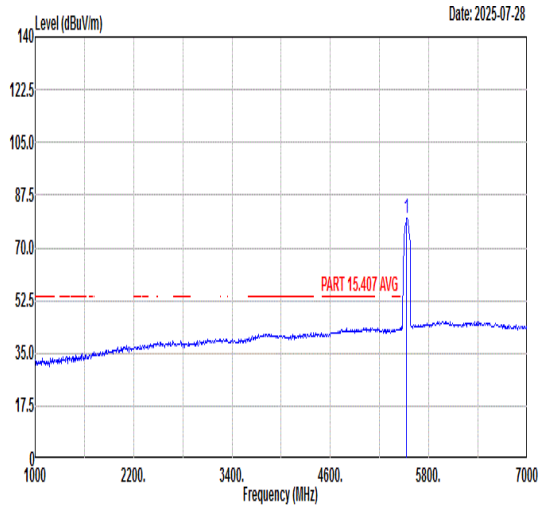 Freq Level Limit Line Margin (dB) Read Level Ant Factor Cable Loss Preamp Factor APos TPos Remark MHz dBuV/m dBuV/m dBuV dB/m dB dB cm deg 1 5530.00 79.92 ------ ------ 68.07 35.54 9.72 33.41 390 234 AVERAGE

Mode	27	
	Band Edge - R	
	U-NII-2C_5.47-5.725_802.11ax HE80_CH106_5530MHz	
ANT	22	
Pol.	Vertical	Fundamental
Peak	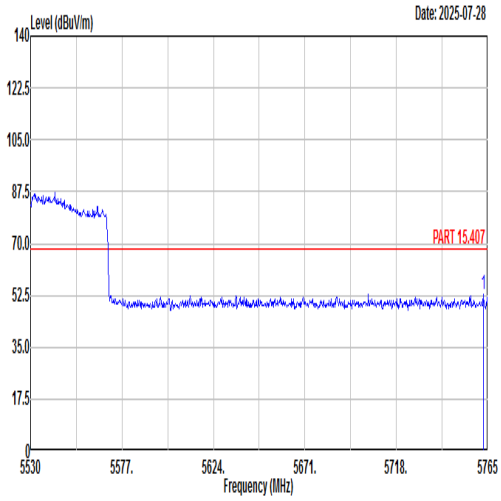 Freq Level Limit Line Margin (dB) Read Level Ant Factor Cable Loss Preamp Factor APos TPos Remark MHz dBuV/m dBuV/m dBuV dB/m dB dB cm deg 1 5762.65 52.62 68.30 -15.68 40.10 35.87 10.10 33.45 390 234 PEAK	Blank

Mode	28	
	Band Edge - L	
	U-NII-2C_5.47-5.725_802.11ax HE80_CH122_5610MHz	
ANT	22	
Pol.	Horizontal	Fundamental
Peak	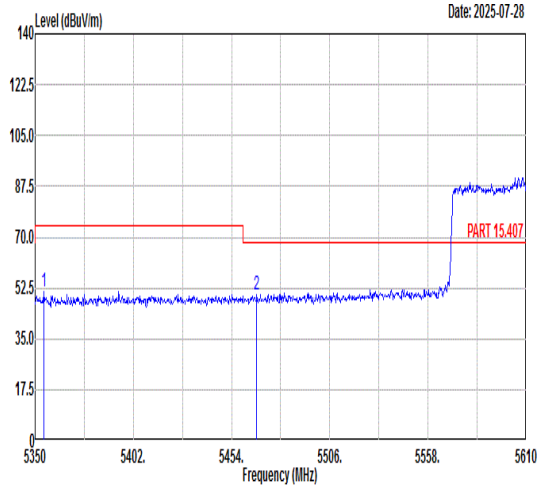 Freq Level Limit Line Margin (dB) Read Level Ant Factor Cable Loss Preamp Factor APos TPos Remark 1 5354.68 51.18 74.00 -22.82 39.81 35.41 9.39 33.43 200 42 PEAK 2 5467.26 50.14 68.30 -18.16 38.38 35.48 9.69 33.41 200 42 PEAK	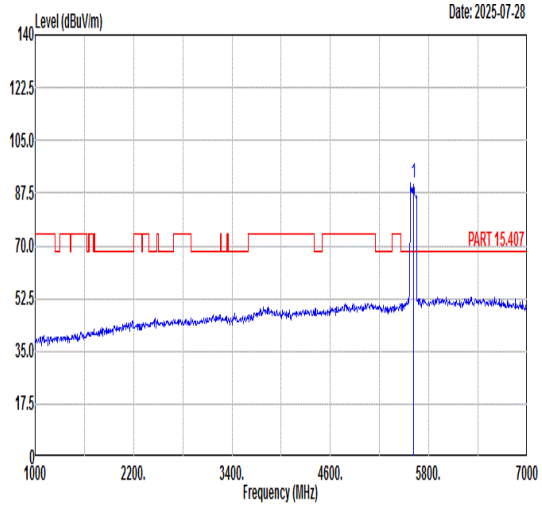 Freq Level Limit Line Margin (dB) Read Level Ant Factor Cable Loss Preamp Factor APos TPos Remark 1 5610.00 90.87 ------ ------ 78.93 35.61 9.75 33.42 200 42 PEAK
Avg	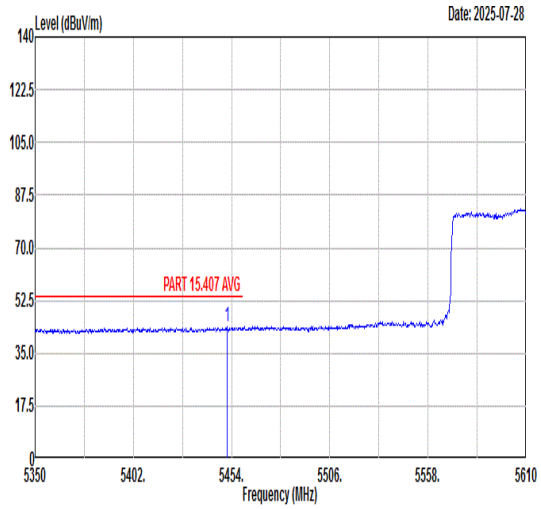 Freq Level Limit Line Margin (dB) Read Level Ant Factor Cable Loss Preamp Factor APos TPos Remark 1 5451.66 43.70 54.00 -10.30 31.96 35.47 9.68 33.41 200 42 AVERAGE	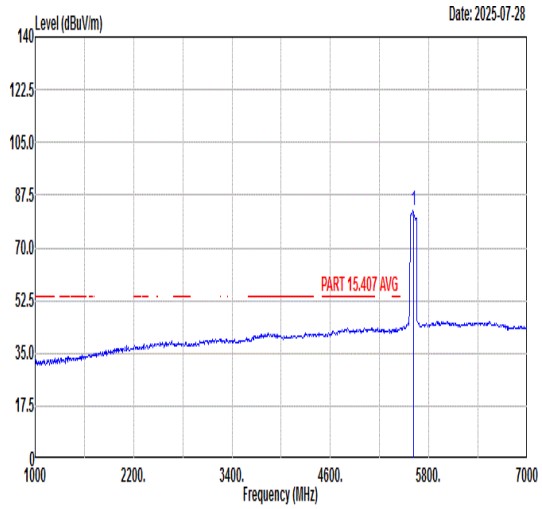 Freq Level Limit Line Margin (dB) Read Level Ant Factor Cable Loss Preamp Factor APos TPos Remark 1 5610.00 82.67 ------ ------ 70.67 35.65 9.77 33.42 200 42 AVERAGE

Mode	28	
	Band Edge - R	
	U-NII-2C_5.47-5.725_802.11ax HE80_CH122_5610MHz	
ANT	22	
Pol.	Horizontal	Fundamental
Peak	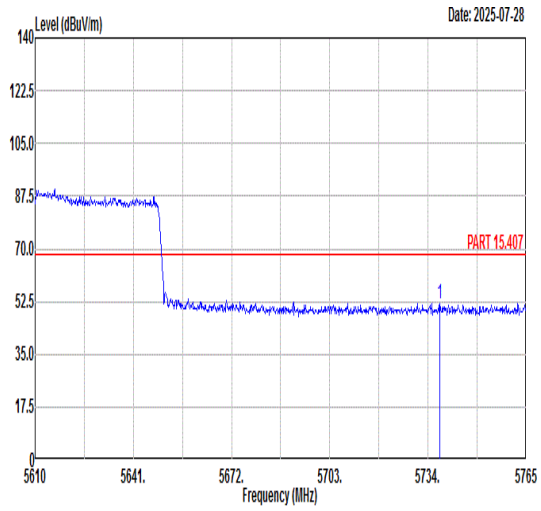 Freq Level Limit Line Margin (dB) Read Level Ant Factor Cable Loss Preamp Factor APos TPos Remark MHz dBuV/m dBuV/m dBuV dB/m dB dB cm deg 1 5737.72 51.96 68.30 -16.34 39.53 35.83 10.05 33.45 200 42 PEAK	Blank

Mode	28	
	Band Edge - L	
	U-NII-2C_5.47-5.725_802.11ax HE80_CH122_5610MHz	
ANT	22	
Pol.	Vertical	Fundamental
Peak	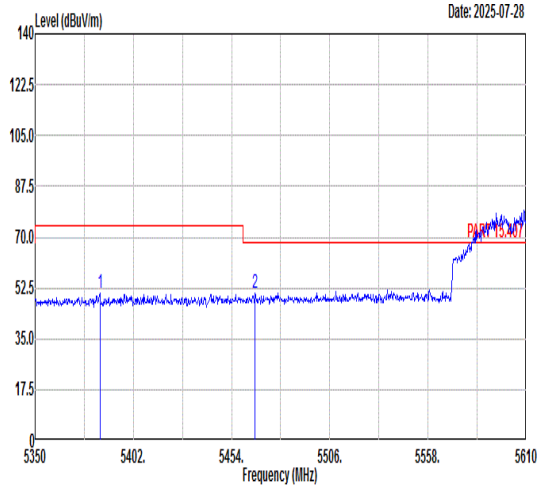 Freq Level Limit Line Margin (dB) Read Level Ant Factor Cable Loss Preamp Factor APos TPos Remark MHz dBuV/m dBuV/m dBuV dB/m dB dB cm deg 1 5384.32 50.47 74.00 -23.53 38.92 35.43 9.54 33.42 400 65 PEAK 2 5466.48 50.88 68.30 -17.42 39.12 35.48 9.69 33.41 400 65 PEAK	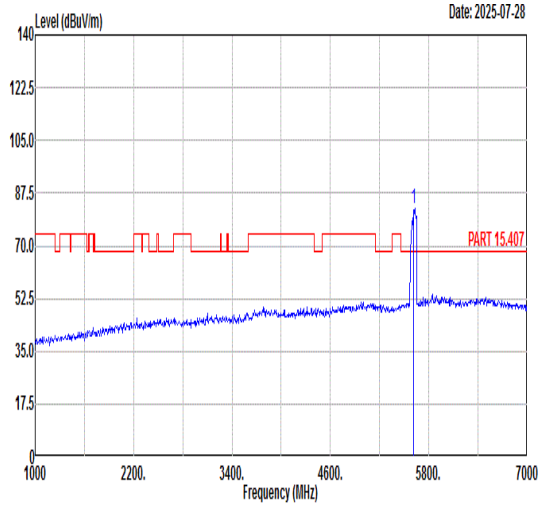 Freq Level Limit Line Margin (dB) Read Level Ant Factor Cable Loss Preamp Factor APos TPos Remark MHz dBuV/m dBuV/m dBuV dB/m dB dB cm deg 1 5610.00 82.52 ------ ------ 70.45 35.68 9.82 33.43 400 65 PEAK
Avg	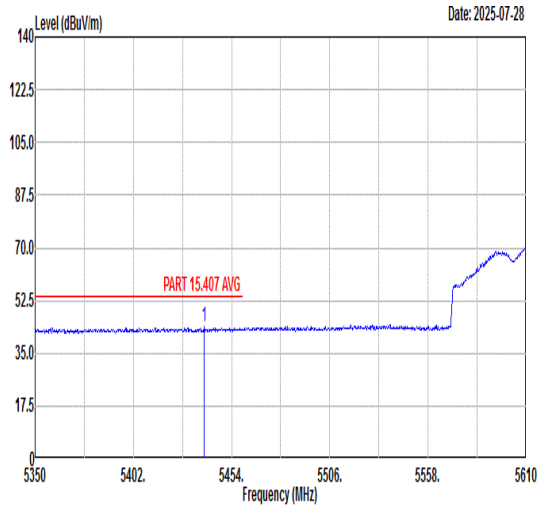 Freq Level Limit Line Margin (dB) Read Level Ant Factor Cable Loss Preamp Factor APos TPos Remark MHz dBuV/m dBuV/m dBuV dB/m dB dB cm deg 1 5439.44 43.73 54.00 -10.27 32.00 35.46 9.68 33.41 400 65 AVERAGE	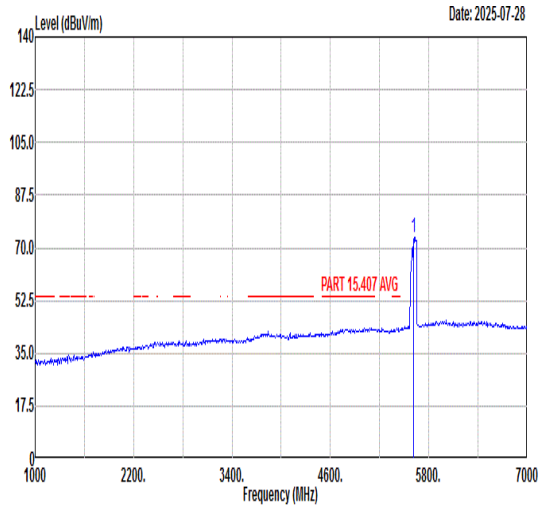 Freq Level Limit Line Margin (dB) Read Level Ant Factor Cable Loss Preamp Factor APos TPos Remark MHz dBuV/m dBuV/m dBuV dB/m dB dB cm deg 1 5610.00 73.55 ------ ------ 61.48 35.68 9.82 33.43 400 65 AVERAGE

Mode	28	
	Band Edge - R	
	U-NII-2C_5.47-5.725_802.11ax HE80_CH122_5610MHz	
ANT	22	
Pol.	Vertical	Fundamental
Peak	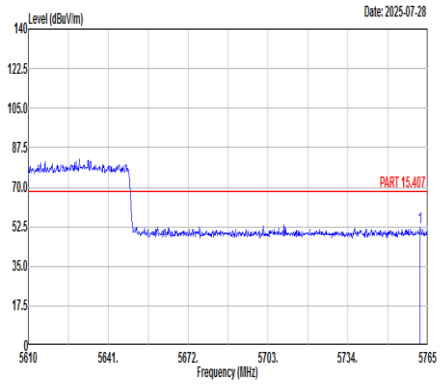 Freq Level Limit Line Margin (dB) Read Level Ant Factor Cable Loss Preamp Factor APos TPos Remark MHz dBuV/m dBuV/m dBuV dB/m dB dB cm deg 1 5762.06 52.48 68.30 -15.82 39.96 35.87 10.10 33.45 400 65 PEAK	Blank

Mode	29	
	Harmonic	
	U-NII-2C_5.47-5.85_802.11a_CH144	
ANT	22	
Pol.	Horizontal	Vertical
Peak Avg	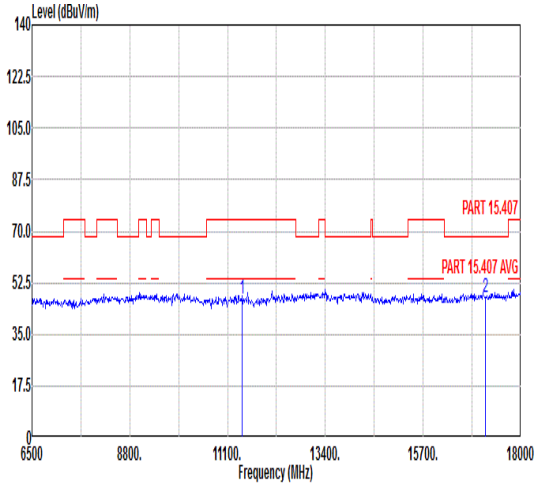 Freq Level Limit Line Margin Read Level Ant Factor Cable Loss Preamp Factor APos TPos Remark MHz dBuV/m dBuV/m dB dBuV dB/m dB dB cm deg 1 11440.00 46.97 74.00 -27.03 58.81 39.13 12.84 63.81 --- --- Peak 2 17160.00 47.72 68.30 -20.58 54.56 42.48 15.66 64.98 --- --- Peak	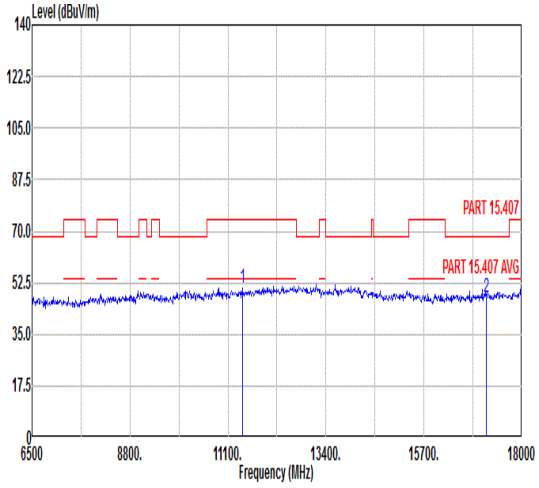 Freq Level Limit Line Margin Read Level Ant Factor Cable Loss Preamp Factor APos TPos Remark MHz dBuV/m dBuV/m dB dBuV dB/m dB dB cm deg 1 11440.00 50.68 74.00 -23.32 62.52 39.13 12.84 63.81 --- --- Peak 2 17160.00 47.51 68.30 -20.79 54.35 42.48 15.66 64.98 --- --- Peak

Mode	30	
	Harmonic	
	U-NII-2C_5.47-5.85_802.11ax HE20_CH144_Full	
ANT	22	
Pol.	Horizontal	Vertical
Peak Avg	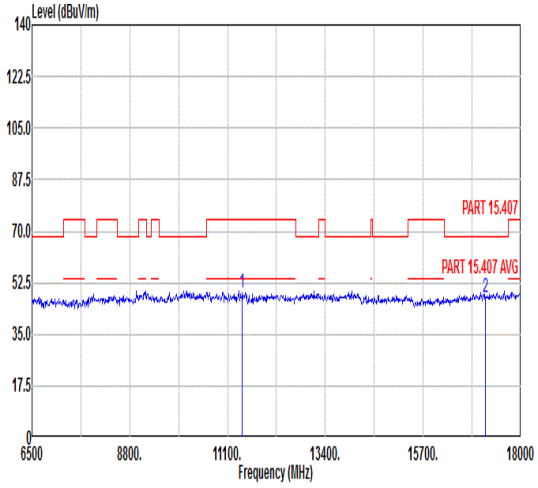 Freq Level Limit Line Margin Read Level Ant Factor Cable Loss Preamp Factor APos TPos Remark MHz dBuV/m dBuV/m dB dBuV dB/m dB dB cm deg 1 11440.00 49.06 74.00 -24.94 60.90 39.13 12.84 63.81 --- --- Peak 2 17160.00 47.47 68.30 -20.83 54.31 42.48 15.66 64.98 --- --- Peak	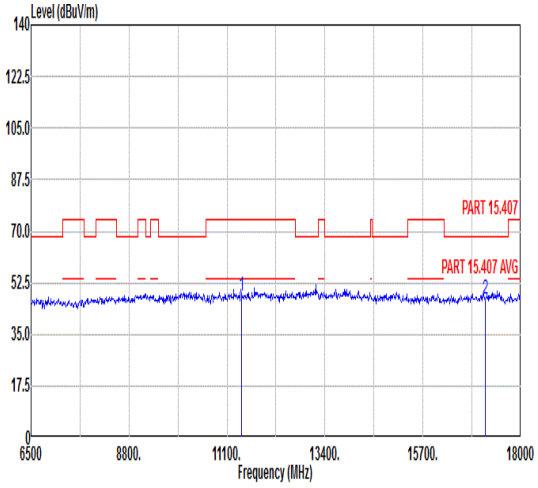 Freq Level Limit Line Margin Read Level Ant Factor Cable Loss Preamp Factor APos TPos Remark MHz dBuV/m dBuV/m dB dBuV dB/m dB dB cm deg 1 11440.00 48.34 74.00 -25.66 60.18 39.13 12.84 63.81 --- --- Peak 2 17160.00 46.89 68.30 -21.41 53.73 42.48 15.66 64.98 --- --- Peak

Mode	31	
	Band Edge	
	U-NII-2C_5.47-5.725_802.11ax HE40_CH142_Full_5710MHz	
ANT	22	
Pol.	Horizontal	Fundamental
Peak	Blank	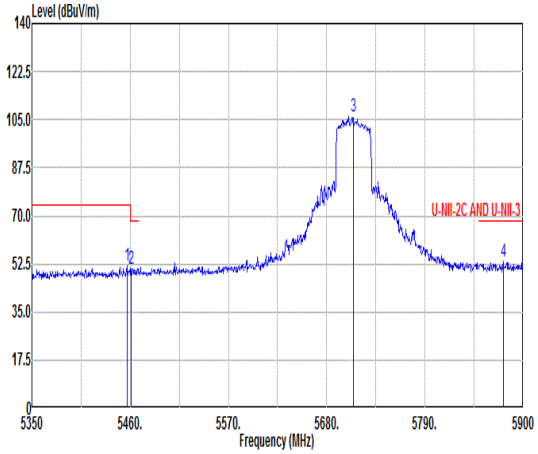 Freq Level Limit Line Margin Read Level Ant Factor Cable Loss Preamp Factor APos TPos Remark MHz dBuV/m dBuV/m dB dBuV dB/m dB dB cm deg 1 5456.70 51.80 74.00 -22.20 40.05 35.47 9.69 33.41 100 91 Peak 2 5461.10 50.94 68.30 -17.36 39.18 35.48 9.69 33.41 100 91 Peak 3 5710.00 106.45 ------ ------ 94.11 35.79 9.99 33.44 100 91 Peak 4 5877.45 53.20 68.30 -15.10 40.31 36.03 10.34 33.48 100 91 Peak
Peak	Blank	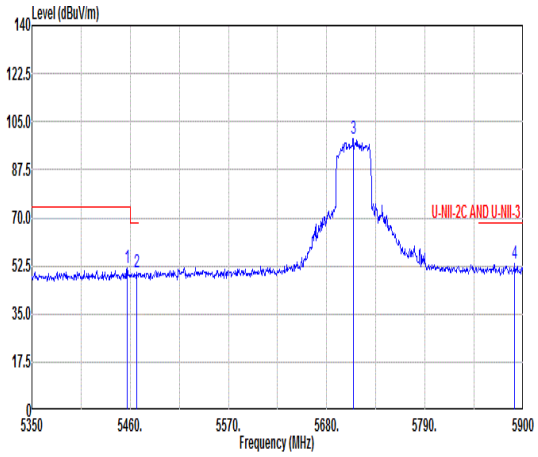 Freq Level Limit Line Margin Read Level Ant Factor Cable Loss Preamp Factor APos TPos Remark MHz dBuV/m dBuV/m dB dBuV dB/m dB dB cm deg 1 5456.70 51.56 74.00 -22.44 39.81 35.47 9.69 33.41 100 286 Peak 2 5467.70 50.07 68.30 -18.23 38.31 35.48 9.69 33.41 100 286 Peak 3 5710.00 98.73 ------ ------ 86.39 35.79 9.99 33.44 100 286 Peak 4 5890.65 53.22 68.30 -15.08 40.28 36.05 10.37 33.48 100 286 Peak

Mode	32	
	Band Edge	
	U-NII-2C_5.47-5.725_802.11ax HE80_CH138_Full_5690MHz	
ANT	22	
Pol.	Horizontal	Fundamental
Peak	Blank	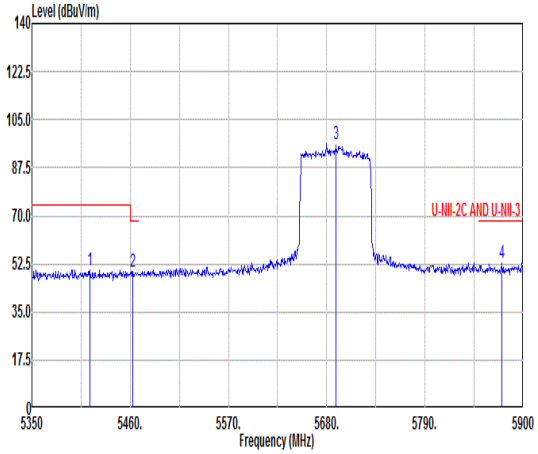 Freq Level Limit Line Margin Read Level Ant Factor Cable Loss Preamp Factor APos TPos Remark MHz dBuV/m dBuV/m dB dBuV dB/m dB dB cm deg 1 5414.90 50.23 74.00 -23.77 38.54 35.45 9.66 33.42 100 94 Peak 2 5462.75 49.84 68.30 -18.46 38.08 35.48 9.69 33.41 100 94 Peak 3 5690.00 96.08 ------ ------ 83.80 35.77 9.95 33.44 100 94 Peak 4 5876.35 52.62 68.30 -15.68 39.73 36.03 10.34 33.48 100 94 Peak
Avg	Blank	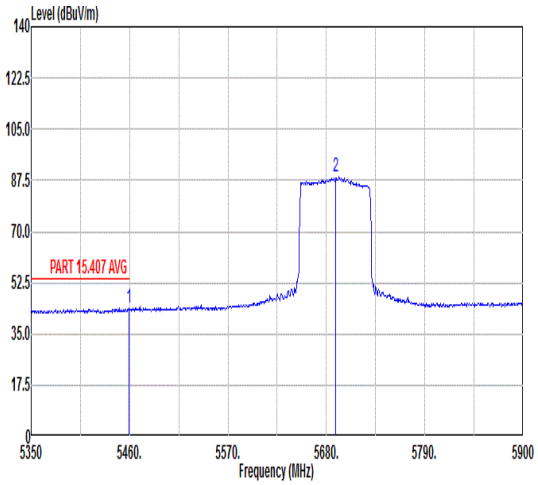 Freq Level Limit Line Margin Read Level Ant Factor Cable Loss Preamp Factor APos TPos Remark MHz dBuV/m dBuV/m dB dBuV dB/m dB dB cm deg 1 5459.45 44.02 54.00 -9.98 32.26 35.48 9.69 33.41 100 94 Peak 2 5690.00 88.55 ------ ------ 76.27 35.77 9.95 33.44 100 94 Average

Mode	32	
	Band Edge	
	U-NII-2C_5.47-5.725_802.11ax HE80_CH138_Full_5690MHz	
ANT	22	
Pol.	Vertical	Fundamental
Peak	Blank	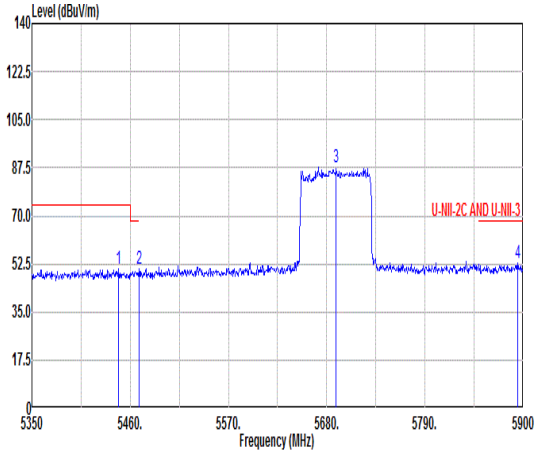 Freq Level Limit Line Margin Read Level Ant Factor Cable Loss Preamp Factor APos TPos Remark MHz dBuV/m dBuV/m dB dBuV dB/m dB dB cm deg 1 5446.80 50.49 74.00 -23.51 38.75 35.47 9.68 33.41 100 113 Peak 2 5469.90 50.48 68.30 -17.82 38.72 35.48 9.69 33.41 100 113 Peak 3 5690.00 87.47 ------ ------ 75.19 35.77 9.95 33.44 100 113 Peak 4 5893.40 52.79 68.30 -15.51 39.85 36.05 10.37 33.48 100 113 Peak
Avg	Blank	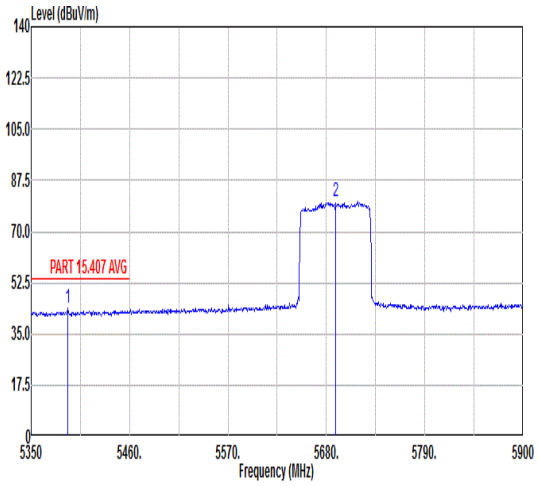 Freq Level Limit Line Margin Read Level Ant Factor Cable Loss Preamp Factor APos TPos Remark MHz dBuV/m dBuV/m dB dBuV dB/m dB dB cm deg 1 5391.25 43.69 54.00 -10.31 32.10 35.43 9.58 33.42 100 113 Peak 2 5690.00 80.21 ------ ------ 67.93 35.77 9.95 33.44 100 113 Average

Mode	33	
	Harmonic	
	U-NII-3_5.725-5.85_802.11a_CH149_5745MHz	
ANT	22	
Pol.	Horizontal	Vertical
Peak Avg	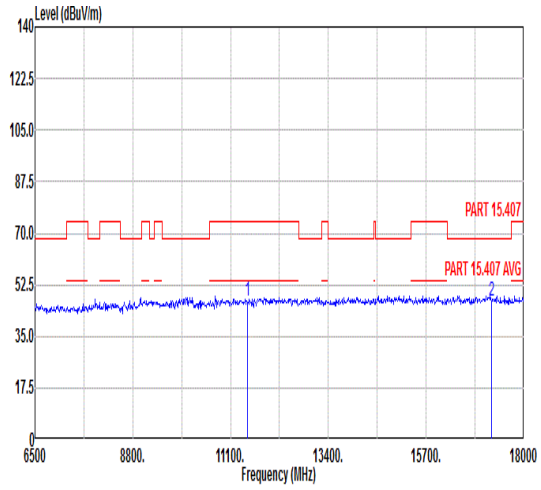 Freq Level Limit Line Margin Read Level Ant Factor Cable Loss Preamp Factor APos TPos Remark MHz dBuV/m dBuV/m dB dBuV dB/m dB dB cm deg 1 11490.00 47.10 74.00 -26.90 59.62 38.45 12.87 63.84 --- --- Peak 2 17235.00 46.98 68.30 -21.32 53.49 42.83 15.72 65.06 --- --- Peak	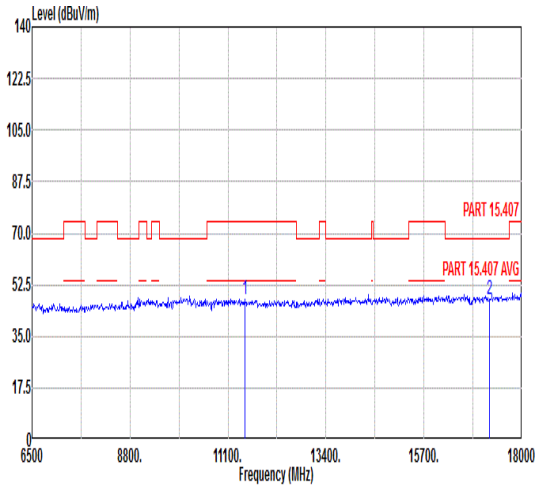 Freq Level Limit Line Margin Read Level Ant Factor Cable Loss Preamp Factor APos TPos Remark MHz dBuV/m dBuV/m dB dBuV dB/m dB dB cm deg 1 11490.00 47.33 74.00 -26.67 59.85 38.45 12.87 63.84 --- --- Peak 2 17235.00 47.80 68.30 -20.50 54.31 42.83 15.72 65.06 --- --- Peak

Mode	34	
	Harmonic	
	U-NII-3_5.725-5.85_802.11a_CH157_5785MHz	
ANT	22	
Pol.	Horizontal	Vertical
Peak Avg	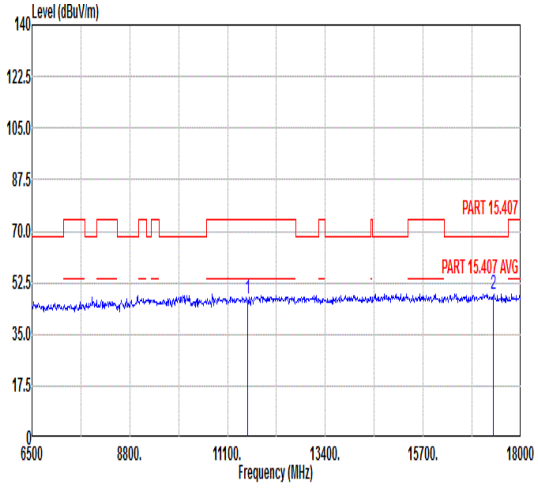 Freq Level Limit Line Margin Read Level Ant Factor Cable Loss Preamp Factor APos TPos Remark MHz dBuV/m dBuV/m dB dBuV dB/m dB dB cm deg 1 11570.00 46.93 74.00 -27.07 59.43 38.47 12.93 63.90 --- --- Peak 2 17355.00 48.70 68.30 -19.60 55.11 42.97 15.81 65.19 --- --- Peak	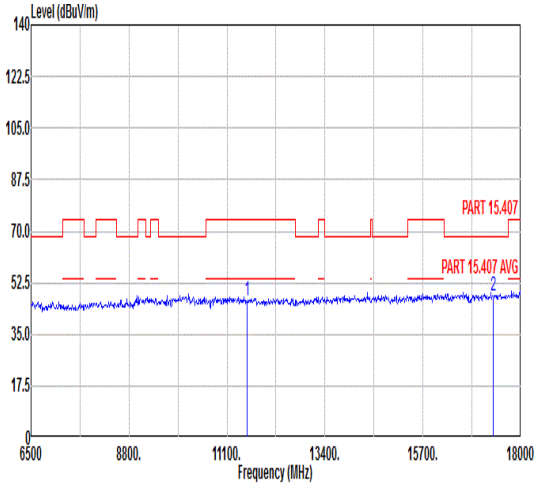 Freq Level Limit Line Margin Read Level Ant Factor Cable Loss Preamp Factor APos TPos Remark MHz dBuV/m dBuV/m dB dBuV dB/m dB dB cm deg 1 11570.00 46.60 74.00 -27.40 59.10 38.47 12.93 63.90 --- --- Peak 2 17355.00 48.27 68.30 -20.03 54.68 42.97 15.81 65.19 --- --- Peak

Mode	35	
	Harmonic	
	U-NII-3_5.725-5.85_802.11a_CH165_5825MHz	
ANT	22	
Pol.	Horizontal	Vertical
Peak Avg	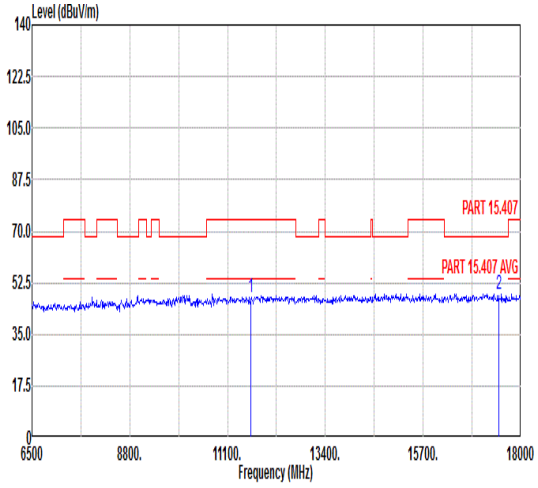 Freq Level Limit Line Margin Read Level Ant Factor Cable Loss Preamp Factor APos TPos Remark MHz dBuV/m dBuV/m dB dBuV dB/m dB dB cm deg 1 11650.00 47.33 74.00 -26.67 59.80 38.49 12.99 63.95 --- --- Peak 2 17475.00 48.52 68.30 -19.78 54.84 43.10 15.90 65.32 --- --- Peak	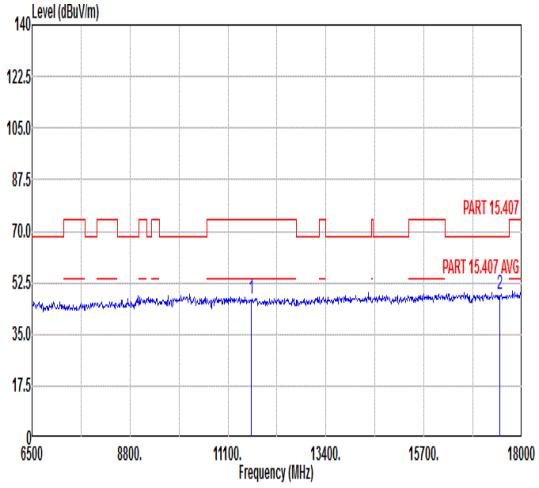 Freq Level Limit Line Margin Read Level Ant Factor Cable Loss Preamp Factor APos TPos Remark MHz dBuV/m dBuV/m dB dBuV dB/m dB dB cm deg 1 11650.00 47.17 74.00 -26.83 59.64 38.49 12.99 63.95 --- --- Peak 2 17475.00 48.48 68.30 -19.82 54.80 43.10 15.90 65.32 --- --- Peak

Mode	36	
	Band Edge	
	U-NII-3_5.725-5.85_802.11ax HE20_CH149_5745MHz	
ANT	22	
Pol.	Horizontal	Fundamental
Peak	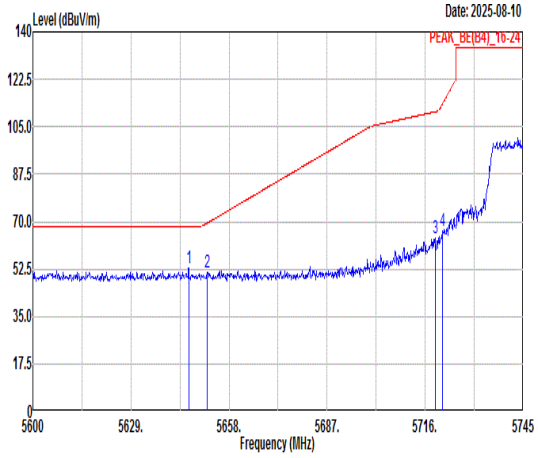 Freq Level Limit Line Margin (dB) Read Level Ant Factor Cable Loss Preamp Factor APos TPos Remark MHz dBuV/m dBuV/m dBuV dB/m dB dB cm deg 1 5646.11 53.01 68.30 -15.29 40.89 35.70 9.85 33.43 100 309 PEAK 2 5651.62 51.40 69.50 -18.10 39.26 35.71 9.86 33.43 100 309 PEAK 3 5718.90 63.90 110.49 -46.59 51.52 35.81 10.01 33.44 100 309 PEAK 4 5721.08 66.63 113.25 -46.62 54.25 35.81 10.01 33.44 100 309 PEAK	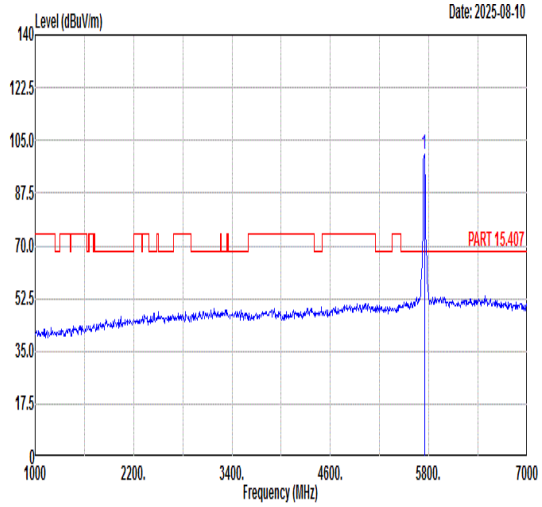 Freq Level Limit Line Margin (dB) Read Level Ant Factor Cable Loss Preamp Factor APos TPos Remark MHz dBuV/m dBuV/m dBuV dB/m dB dB cm deg 1 5745.00 100.29 ------ ------ 87.81 35.85 10.08 33.45 100 309 PEAK
Avg	Blank	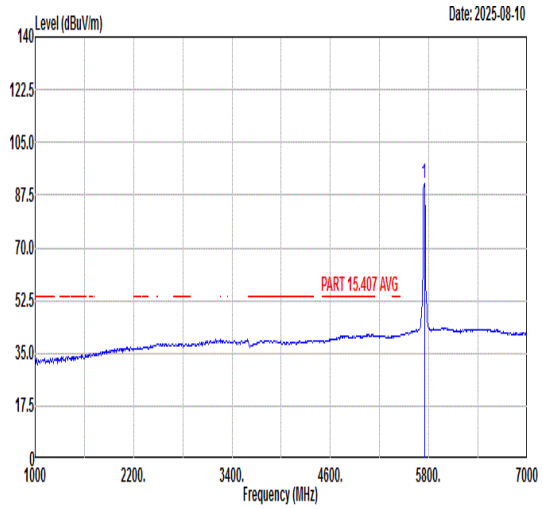 Freq Level Limit Line Margin (dB) Read Level Ant Factor Cable Loss Preamp Factor APos TPos Remark MHz dBuV/m dBuV/m dBuV dB/m dB dB cm deg 1 5745.00 91.17 ------ ------ 78.72 35.84 10.06 33.45 100 309 AVERAGE

Mode	36	
	Band Edge	
	U-NII-3_5.725-5.85_802.11ax HE20_CH149_5745MHz	
ANT	22	
Pol.	Vertical	Fundamental
Peak	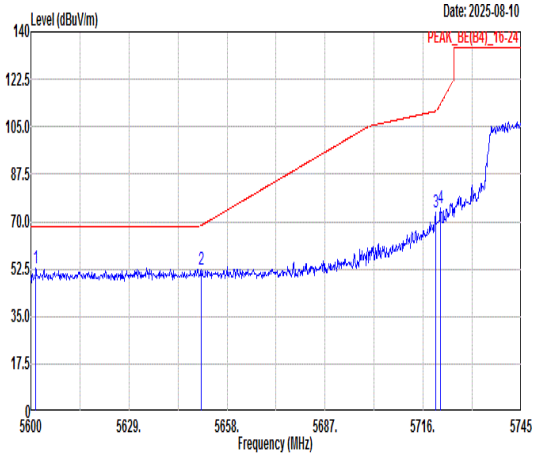 Freq Level Limit Line Margin (dB) Read Level Ant Factor Cable Loss Preamp Factor APos TPos Remark MHz dBuV/m dBuV/m dBuV dB/m dB dB cm deg 1 5601.45 52.67 68.30 -15.63 40.69 35.64 9.76 33.42 119 78 PEAK 2 5650.32 52.05 68.53 -16.48 39.91 35.71 9.86 33.43 119 78 PEAK 3 5719.63 73.56 110.70 -37.14 61.18 35.81 10.01 33.44 119 78 PEAK 4 5721.08 74.81 113.25 -38.44 62.43 35.81 10.01 33.44 119 78 PEAK	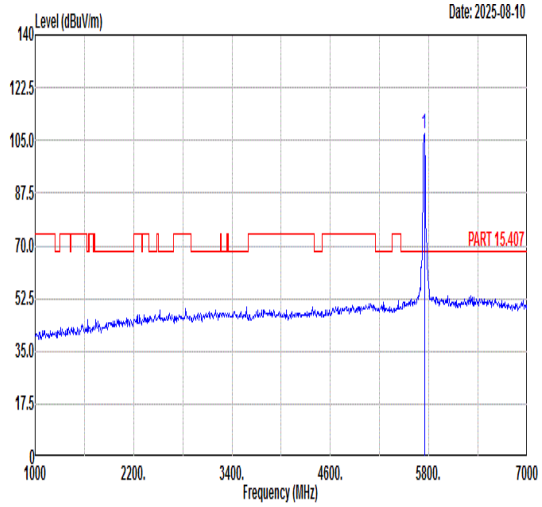 Freq Level Limit Line Margin (dB) Read Level Ant Factor Cable Loss Preamp Factor APos TPos Remark MHz dBuV/m dBuV/m dBuV dB/m dB dB cm deg 1 5745.00 107.20 ------ ------ 94.75 35.84 10.06 33.45 119 78 PEAK
Avg	Blank	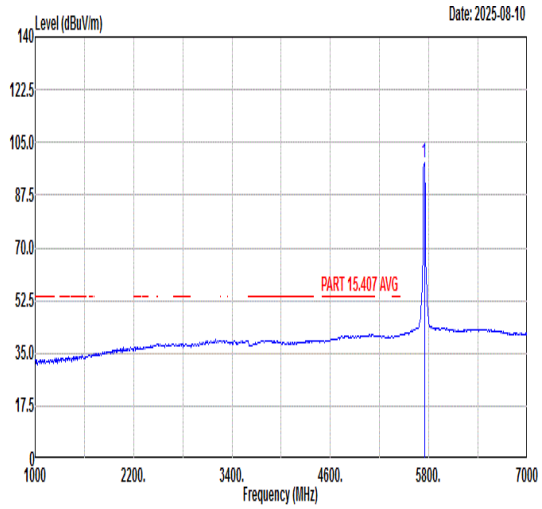 Freq Level Limit Line Margin (dB) Read Level Ant Factor Cable Loss Preamp Factor APos TPos Remark MHz dBuV/m dBuV/m dBuV dB/m dB dB cm deg 1 5745.00 98.26 ------ ------ 85.81 35.84 10.06 33.45 119 78 AVERAGE

Mode	36	
	Harmonic	
	U-NII-3_5.725-5.85_802.11ax HE20_CH149_5745MHz	
ANT	22	
Pol.	Horizontal	Vertical
Peak Avg	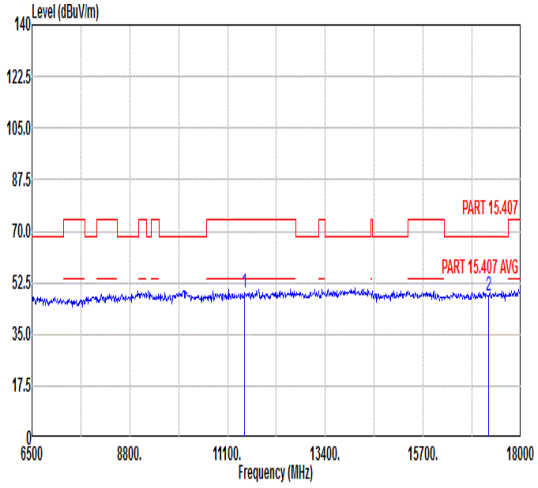 Freq Level Limit Line Margin Read Level Ant Factor Cable Loss Preamp Factor APos TPos Remark MHz dBuV/m dBuV/m dB dBuV dB/m dB dB cm deg 1 11490.00 49.19 74.00 -24.81 60.97 39.19 12.87 63.84 --- --- Peak 2 17235.00 47.94 68.30 -20.36 54.72 42.56 15.72 65.06 --- --- Peak	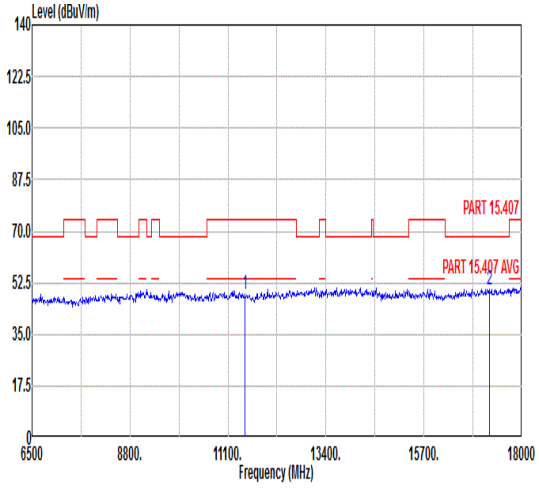 Freq Level Limit Line Margin Read Level Ant Factor Cable Loss Preamp Factor APos TPos Remark MHz dBuV/m dBuV/m dB dBuV dB/m dB dB cm deg 1 11490.00 48.49 74.00 -25.51 60.27 39.19 12.87 63.84 --- --- Peak 2 17235.00 49.93 68.30 -18.37 56.71 42.56 15.72 65.06 --- --- Peak

Mode	37	
	Harmonic	
	U-NII-3_5.725-5.85_802.11ax HE20_CH157_5785MHz	
ANT	22	
Pol.	Horizontal	Vertical
Peak Avg	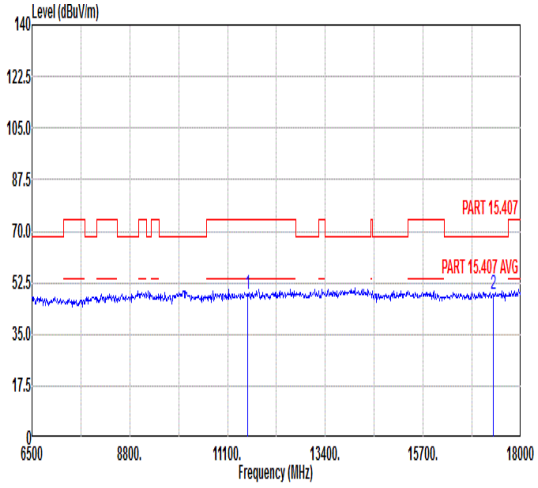 Freq Level Limit Line Margin Read Level Ant Factor Cable Loss Preamp Factor APos TPos Remark MHz dBuV/m dBuV/m dB dBuV dB/m dB dB cm deg 1 11570.00 48.71 74.00 -25.29 60.40 39.28 12.93 63.90 --- --- Peak 2 17355.00 48.41 68.30 -19.89 55.10 42.69 15.81 65.19 --- --- Peak	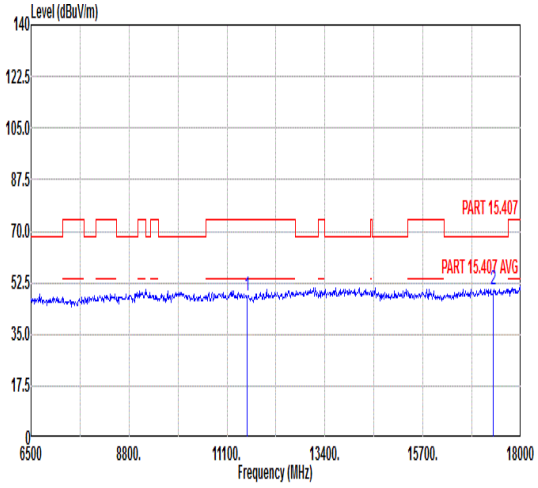 Freq Level Limit Line Margin Read Level Ant Factor Cable Loss Preamp Factor APos TPos Remark MHz dBuV/m dBuV/m dB dBuV dB/m dB dB cm deg 1 11570.00 48.03 74.00 -25.97 59.72 39.28 12.93 63.90 --- --- Peak 2 17355.00 50.18 68.30 -18.12 56.87 42.69 15.81 65.19 --- --- Peak

Mode	38	
	Band Edge	
	U-NII-3_5.725-5.85_802.11ax HE20_CH165_5825MHz	
ANT	22	
Pol.	Horizontal	Fundamental
Peak	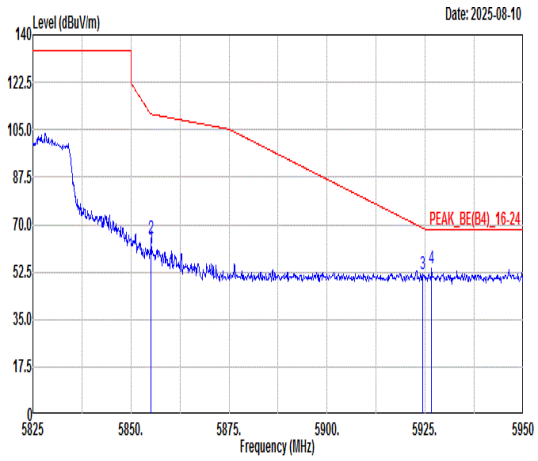 Freq Level Limit Line Margin (dB) Read Level Ant Factor Cable Loss Preamp Factor APos TPos Remark MHz dBuV/m dBuV/m dBuV dB/m dB dB cm deg 1 5855.00 61.11 110.80 -49.69 48.29 36.00 10.29 33.47 200 51 PEAK 2 5855.13 65.01 110.76 -45.75 52.19 36.00 10.29 33.47 200 51 PEAK 3 5924.38 51.74 68.76 -17.02 38.69 36.09 10.44 33.48 200 51 PEAK 4 5926.63 53.63 68.30 -14.67 40.58 36.10 10.44 33.49 200 51 PEAK	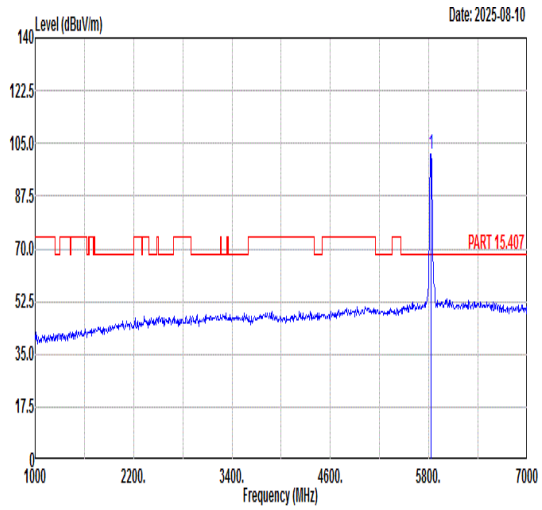 Freq Level Limit Line Margin (dB) Read Level Ant Factor Cable Loss Preamp Factor APos TPos Remark MHz dBuV/m dBuV/m dBuV dB/m dB dB cm deg 1 5825.00 101.40 ------ ------ 88.67 35.96 10.24 33.47 200 51 PEAK
Avg	Blank	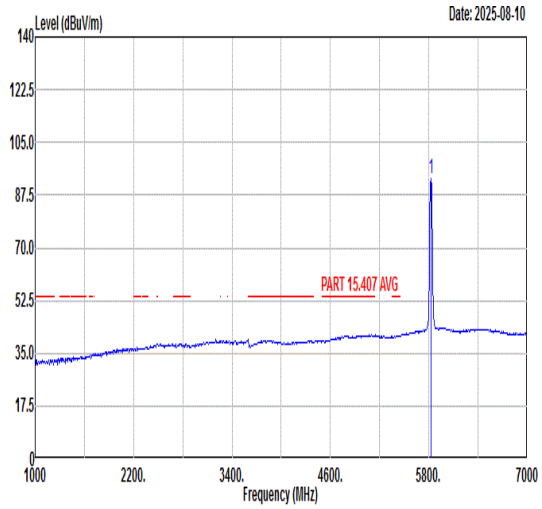 Freq Level Limit Line Margin (dB) Read Level Ant Factor Cable Loss Preamp Factor APos TPos Remark MHz dBuV/m dBuV/m dBuV dB/m dB dB cm deg 1 5825.00 93.16 ------ ------ 80.44 35.95 10.23 33.46 200 51 AVERAGE

Mode	38	
	Band Edge	
	U-NII-3_5.725-5.85_802.11ax HE20_CH165_5825MHz	
ANT	22	
Pol.	Vertical	Fundamental
Peak	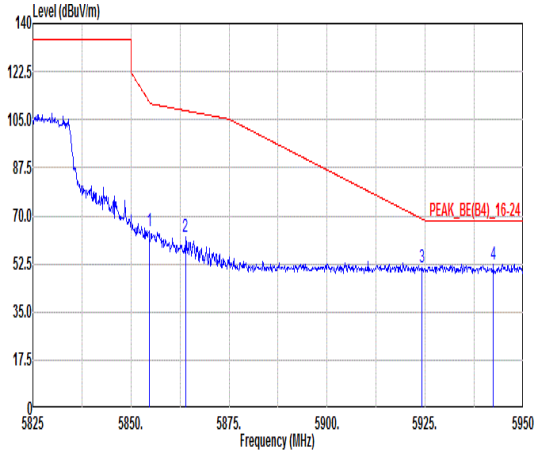 Freq Level Limit Line Margin Read Level Ant Factor Cable Loss Preamp Factor APos TPos Remark MHz dBuV/m dBuV/m dB dBuV dB/m dB dB cm deg 1 5854.63 64.38 111.65 -47.27 51.56 36.00 10.29 33.47 120 79 PEAK 2 5863.88 62.35 108.31 -45.96 49.50 36.01 10.31 33.47 120 79 PEAK 3 5924.25 51.36 68.85 -17.49 38.31 36.09 10.44 33.48 120 79 PEAK 4 5942.38 52.49 68.30 -15.81 39.38 36.12 10.48 33.49 120 79 PEAK	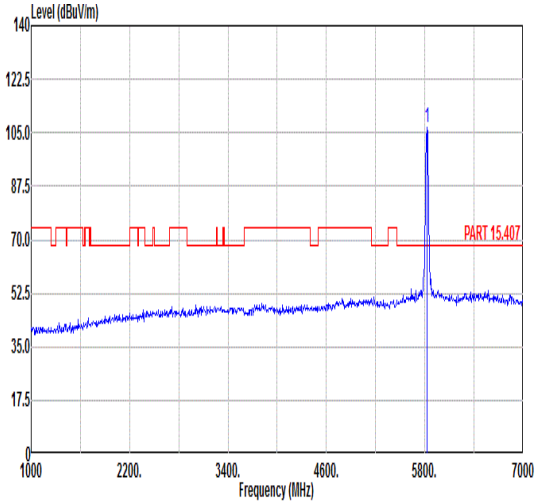 Freq Level Limit Line Margin Read Level Ant Factor Cable Loss Preamp Factor APos TPos Remark MHz dBuV/m dBuV/m dB dBuV dB/m dB dB cm deg 1 5825.00 106.80 ------ ------ 94.07 35.96 10.24 33.47 120 79 PEAK
Avg	Blank	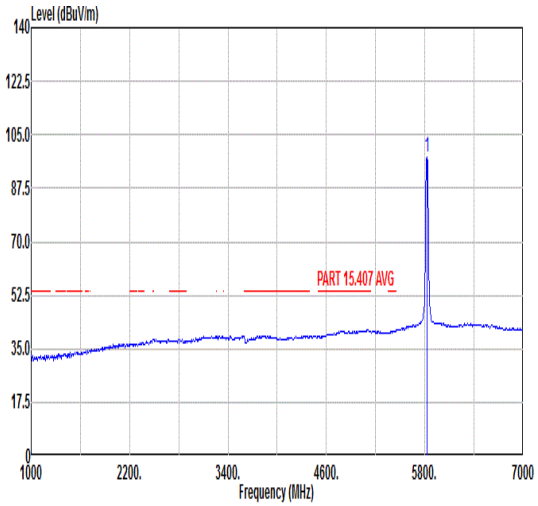 Freq Level Limit Line Margin Read Level Ant Factor Cable Loss Preamp Factor APos TPos Remark MHz dBuV/m dBuV/m dB dBuV dB/m dB dB cm deg 1 5825.00 97.92 ------ ------ 85.20 35.95 10.23 33.46 120 79 AVERAGE

Mode	38	
	Harmonic	
	U-NII-3_5.725-5.85_802.11ax HE20_CH165_5825MHz	
ANT	22	
Pol.	Horizontal	Vertical
Peak Avg	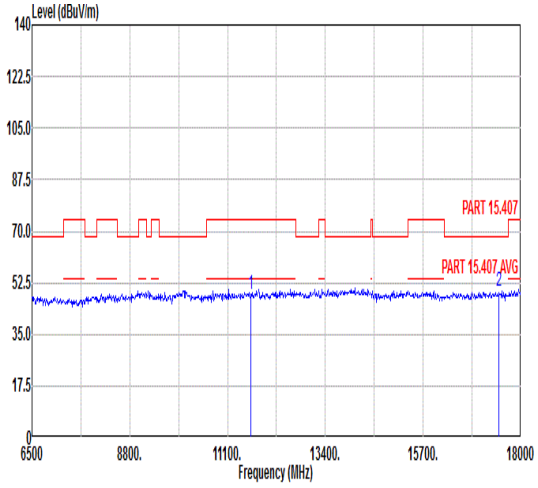 Freq Level Limit Line Margin Read Level Ant Factor Cable Loss Preamp Factor APos TPos Remark MHz dBuV/m dBuV/m dB dBuV dB/m dB dB cm deg 1 11650.00 48.68 74.00 -25.32 60.26 39.38 12.99 63.95 --- --- Peak 2 17475.00 49.51 68.30 -18.79 56.11 42.82 15.90 65.32 --- --- Peak	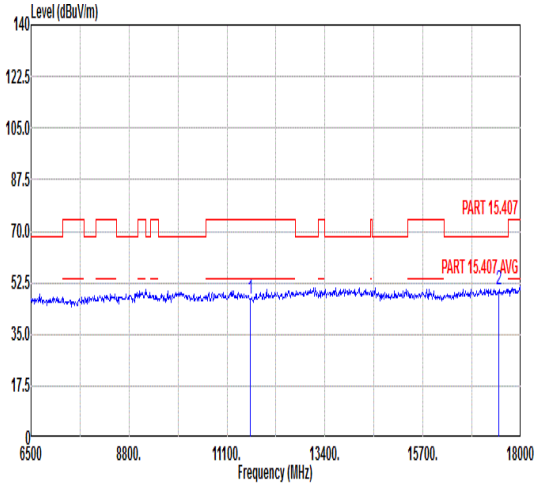 Freq Level Limit Line Margin Read Level Ant Factor Cable Loss Preamp Factor APos TPos Remark MHz dBuV/m dBuV/m dB dBuV dB/m dB dB cm deg 1 11650.00 47.04 74.00 -26.96 58.62 39.38 12.99 63.95 --- --- Peak 2 17475.00 50.18 68.30 -18.12 56.78 42.82 15.90 65.32 --- --- Peak

Mode	39	
	Band Edge - L	
	U-NII-3_5.725-5.85_802.11ax HE40_CH151_5755MHz	
ANT	22	
Pol.	Horizontal	Fundamental
Peak	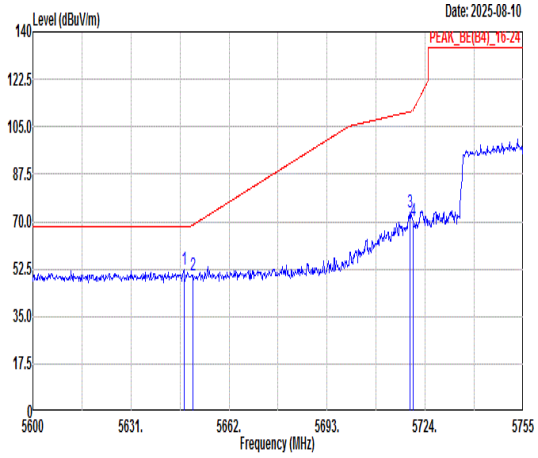 Freq Level Limit Line Margin (dB) Read Level Ant Factor Cable Loss Preamp Factor APos TPos Remark 1 5647.74 52.20 68.30 -16.10 40.06 35.71 9.86 33.43 209 69 PEAK 2 5650.53 50.41 68.69 -18.28 38.27 35.71 9.86 33.43 209 69 PEAK 3 5719.20 73.39 110.57 -37.18 61.01 35.81 10.01 33.44 209 69 PEAK 4 5720.13 70.31 111.09 -40.78 57.93 35.81 10.01 33.44 209 69 PEAK	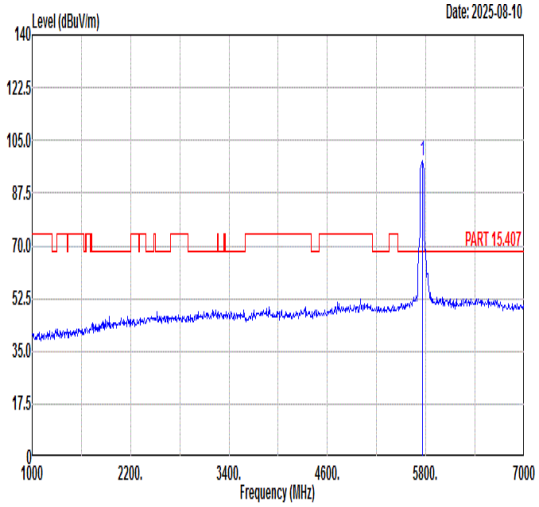 Freq Level Limit Line Margin (dB) Read Level Ant Factor Cable Loss Preamp Factor APos TPos Remark 1 5755.00 98.04 ------ ------ 85.52 35.87 10.10 33.45 209 69 PEAK
Avg	Blank	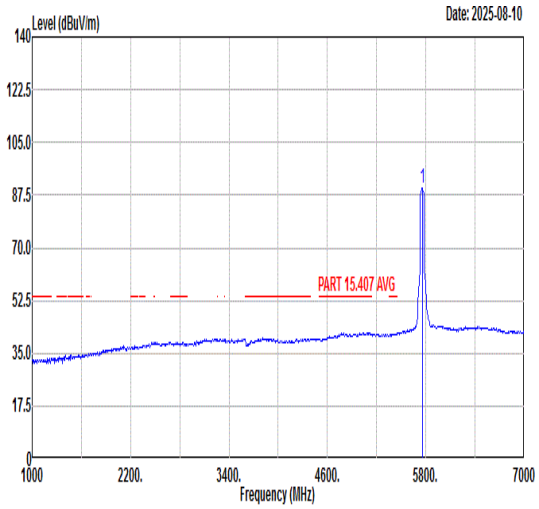 Freq Level Limit Line Margin (dB) Read Level Ant Factor Cable Loss Preamp Factor APos TPos Remark 1 5755.00 89.84 ------ ------ 77.36 35.85 10.08 33.45 209 69 AVERAGE

Mode	39	
	Band Edge - R	
	U-NII-3_5.725-5.85_802.11ax HE40_CH151_5755MHz	
ANT	22	
Pol.	Horizontal	Fundamental
Peak	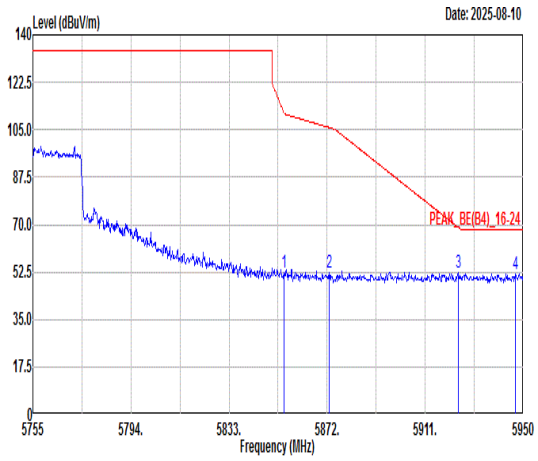 Freq Level Limit Line Margin (dB) Read Level Ant Factor Cable Loss Preamp Factor APos TPos Remark MHz dBuV/m dBuV/m dBuV dB/m dB dB cm deg 1 5854.84 52.18 111.17 -58.99 39.36 36.00 10.29 33.47 209 69 PEAK 2 5872.98 52.16 105.77 -53.61 39.28 36.02 10.33 33.47 209 69 PEAK 3 5924.07 52.12 68.99 -16.87 39.07 36.09 10.44 33.48 209 69 PEAK 4 5946.88 51.94 68.30 -16.36 38.81 36.13 10.49 33.49 209 69 PEAK	Blank

Mode	39
	Band Edge - L
	U-NII-3_5.725-5.85_802.11ax HE40_CH151_5755MHz
ANT	22

Pol.	Vertical	Fundamental
Peak	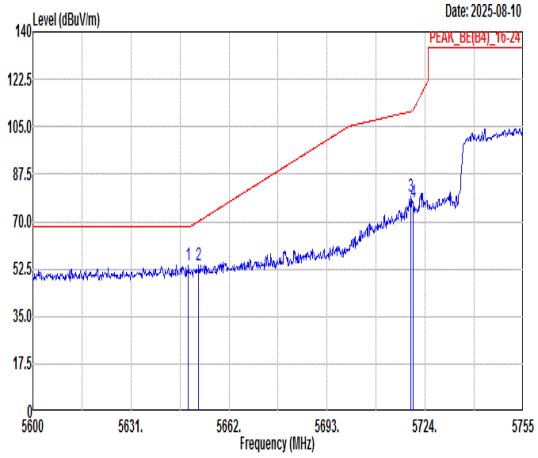 Freq Level Limit Line Margin (dB) Read Level Ant Factor Cable Loss Preamp Factor APos TPos Remark MHz dBuV/m dBuV/m dBuV dB/m dB dB cm deg 1 5649.14 53.91 68.30 -14.39 41.77 35.71 9.86 33.43 120 79 PEAK 2 5652.39 53.76 70.07 -16.31 41.61 35.71 9.87 33.43 120 79 PEAK 3 5719.51 79.29 110.66 -31.37 66.91 35.81 10.01 33.44 120 79 PEAK 4 5720.13 77.13 111.09 -33.96 64.75 35.81 10.01 33.44 120 79 PEAK	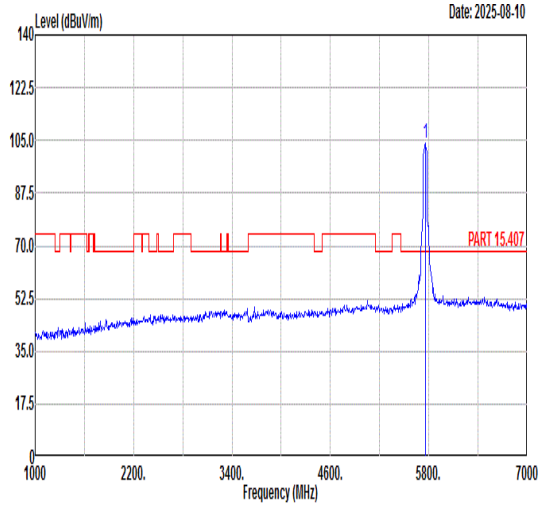 Freq Level Limit Line Margin (dB) Read Level Ant Factor Cable Loss Preamp Factor APos TPos Remark MHz dBuV/m dBuV/m dBuV dB/m dB dB cm deg 1 5755.00 103.91 ------ ------ 91.41 35.86 10.09 33.45 120 79 PEAK
Avg	Blank	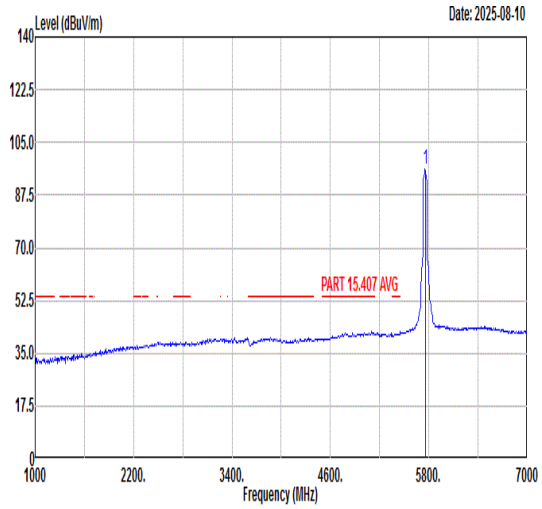 Freq Level Limit Line Margin (dB) Read Level Ant Factor Cable Loss Preamp Factor APos TPos Remark MHz dBuV/m dBuV/m dBuV dB/m dB dB cm deg 1 5755.00 96.08 ------ ------ 83.60 35.85 10.08 33.45 120 79 AVERAGE

Mode	39	
	Band Edge - R	
	U-NII-3_5.725-5.85_802.11ax HE40_CH151_5755MHz	
ANT	22	
Pol.	Vertical	Fundamental
Peak	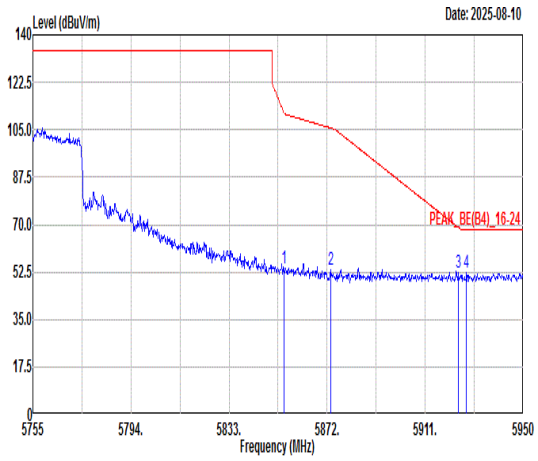 Freq Level Limit Line Margin (dB) Read Level Ant Factor Cable Loss Preamp Factor APos TPos Remark MHz dBuV/m dBuV/m dBuV dB/m dB dB cm deg 1 5854.84 54.14 111.17 -57.03 41.32 36.00 10.29 33.47 120 79 PEAK 2 5873.37 53.22 105.66 -52.44 40.34 36.02 10.33 33.47 120 79 PEAK 3 5924.07 52.43 68.99 -16.56 39.38 36.09 10.44 33.48 120 79 PEAK 4 5927.38 52.11 68.30 -16.19 39.06 36.10 10.44 33.49 120 79 PEAK	Blank

Mode	40	
	Band Edge - L	
	U-NII-3_5.725-5.85_802.11ax HE40_CH159_5795MHz	
ANT	22	
Pol.	Horizontal	Fundamental
Peak	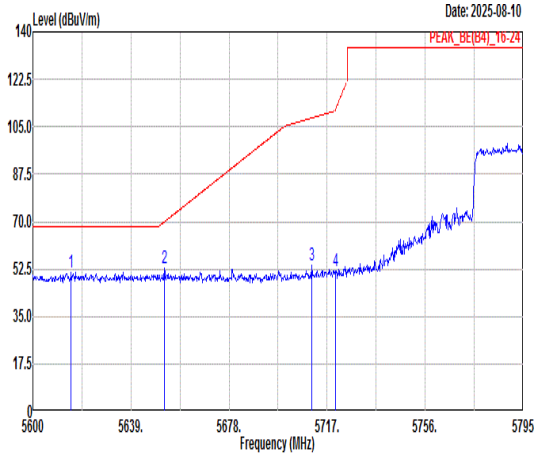 Freq Level Limit Line Margin (dB) Read Level Ant Factor Cable Loss Preamp Factor APos TPos Remark MHz dBuV/m dBuV/m dBuV dB/m dB dB cm deg 1 5615.21 51.18 68.30 -17.12 39.15 35.66 9.79 33.42 224 295 PEAK 2 5652.26 52.94 69.97 -17.03 40.79 35.71 9.87 33.43 224 295 PEAK 3 5710.76 53.88 108.22 -54.34 41.53 35.80 9.99 33.44 224 295 PEAK 4 5720.32 51.93 111.52 -59.59 39.55 35.81 10.01 33.44 224 295 PEAK	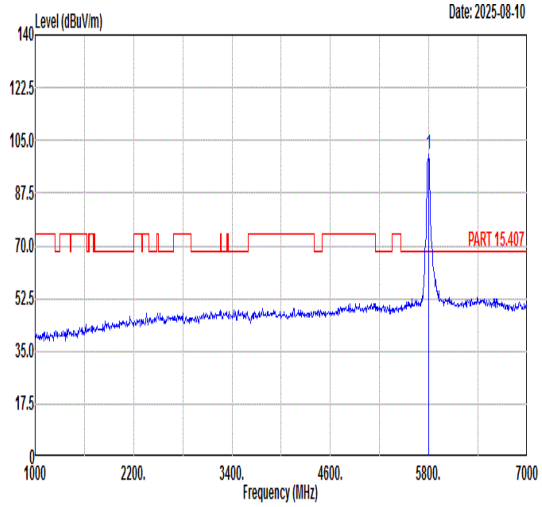 Freq Level Limit Line Margin (dB) Read Level Ant Factor Cable Loss Preamp Factor APos TPos Remark MHz dBuV/m dBuV/m dBuV dB/m dB dB cm deg 1 5795.00 100.56 ------ ------ 87.92 35.92 10.18 33.46 224 295 PEAK
Avg	Blank	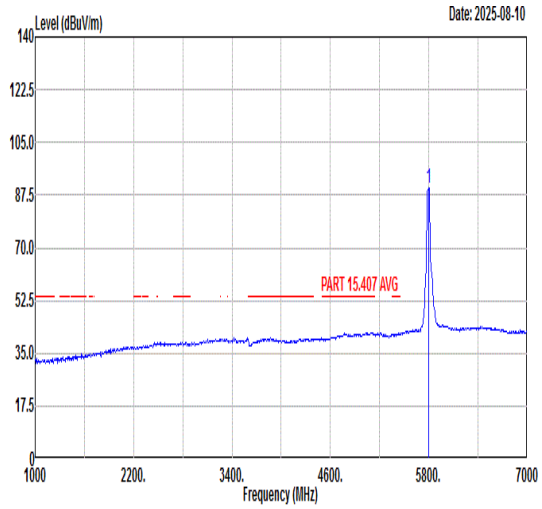 Freq Level Limit Line Margin (dB) Read Level Ant Factor Cable Loss Preamp Factor APos TPos Remark MHz dBuV/m dBuV/m dBuV dB/m dB dB cm deg 1 5795.00 90.07 ------ ------ 77.43 35.92 10.18 33.46 224 295 AVERAGE

Mode	40	
	Band Edge - R	
	U-NII-3_5.725-5.85_802.11ax HE40_CH159_5795MHz	
ANT	22	
Pol.	Horizontal	Fundamental
Peak	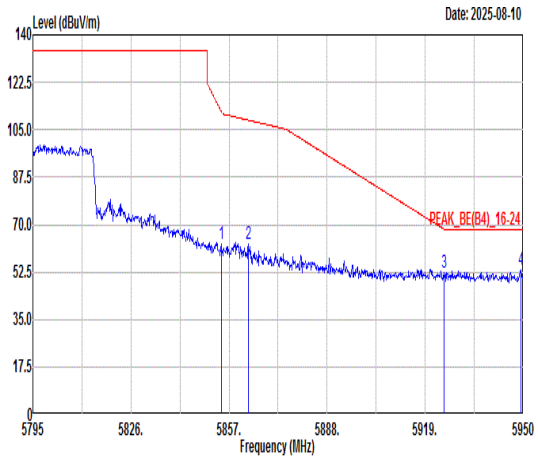 Freq Level Limit Line Margin (dB) Read Level Ant Factor Cable Loss Preamp Factor APos TPos Remark MHz dBuV/m dBuV/m dBuV dB/m dB dB cm deg 1 5854.52 62.64 111.89 -49.25 49.82 36.00 10.29 33.47 224 295 PEAK 2 5863.05 62.81 108.55 -45.74 49.96 36.01 10.31 33.47 224 295 PEAK 3 5924.89 52.35 68.38 -16.03 39.30 36.09 10.44 33.48 224 295 PEAK 4 5949.23 53.37 68.30 -14.93 40.24 36.13 10.49 33.49 224 295 PEAK	Blank

Mode	40	
	Band Edge - L	
	U-NII-3_5.725-5.85_802.11ax HE40_CH159_5795MHz	
ANT	22	
Pol.	Vertical	Fundamental
Peak	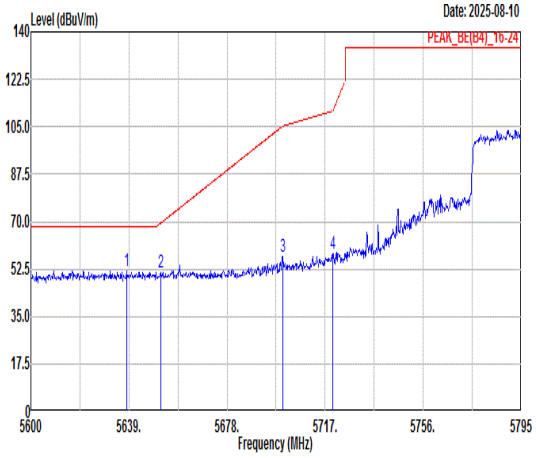 Freq Level Limit Line Margin (dB) Read Level Ant Factor Cable Loss Preamp Factor APos TPos Remark MHz dBuV/m dBuV/m dBuV dB/m dB dB cm deg 1 5638.03 51.87 68.30 -16.43 39.77 35.69 9.84 33.43 209 69 PEAK 2 5651.68 51.16 69.54 -18.38 39.02 35.71 9.86 33.43 209 69 PEAK 3 5700.04 57.01 105.21 -48.20 44.70 35.78 9.97 33.44 209 69 PEAK 4 5720.12 57.95 111.07 -53.12 45.57 35.81 10.01 33.44 209 69 PEAK	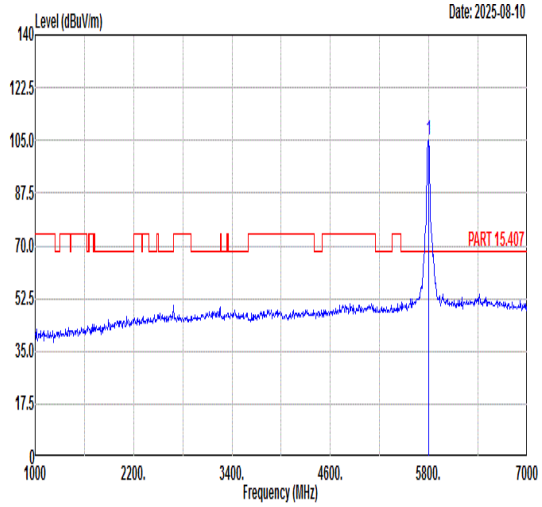 Freq Level Limit Line Margin (dB) Read Level Ant Factor Cable Loss Preamp Factor APos TPos Remark MHz dBuV/m dBuV/m dBuV dB/m dB dB cm deg 1 5795.00 104.94 ------ ------ 92.33 35.91 10.16 33.46 209 69 PEAK
Avg	Blank	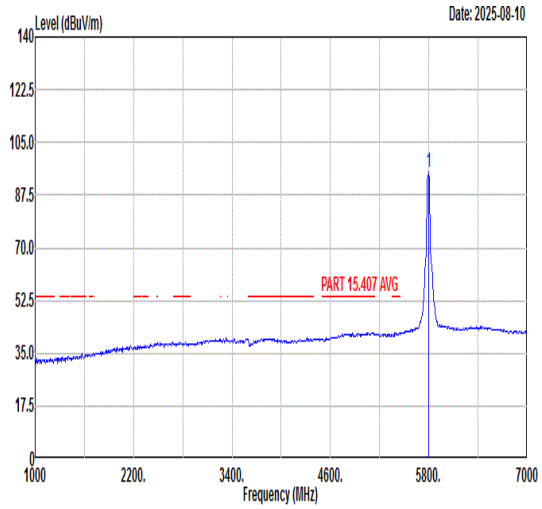 Freq Level Limit Line Margin (dB) Read Level Ant Factor Cable Loss Preamp Factor APos TPos Remark MHz dBuV/m dBuV/m dBuV dB/m dB dB cm deg 1 5795.00 94.84 ------ ------ 82.23 35.91 10.16 33.46 209 69 AVERAGE

Mode	40	
	Band Edge - R	
	U-NII-3_5.725-5.85_802.11ax HE40_CH159_5795MHz	
ANT	22	
Pol.	Vertical	Fundamental
Peak	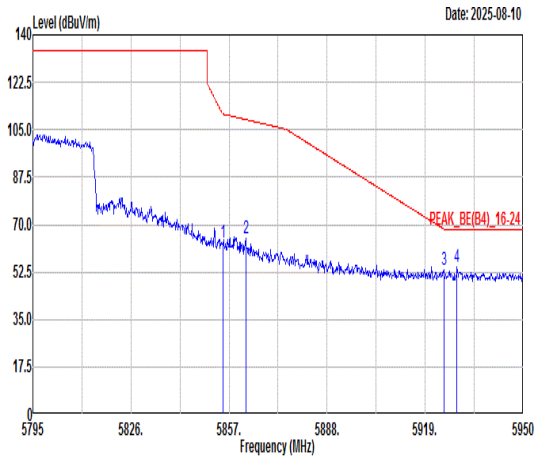 Freq Level Limit Line Margin (dB) Read Level Ant Factor Cable Loss Preamp Factor APos TPos Remark MHz dBuV/m dBuV/m dBuV dB/m dB dB cm deg 1 5854.99 63.27 110.83 -47.56 50.45 36.00 10.29 33.47 209 69 PEAK 2 5862.27 64.72 108.76 -44.04 51.87 36.01 10.31 33.47 209 69 PEAK 3 5924.89 53.25 68.38 -15.13 40.20 36.09 10.44 33.48 209 69 PEAK 4 5929.08 54.55 68.30 -13.75 41.49 36.10 10.45 33.49 209 69 PEAK	Blank

Mode	40	
	Harmonic	
	U-NII-3_5.725-5.85_802.11ax HE40_CH159_5795MHz	
ANT	22	
Pol.	Horizontal	Vertical
Peak Avg	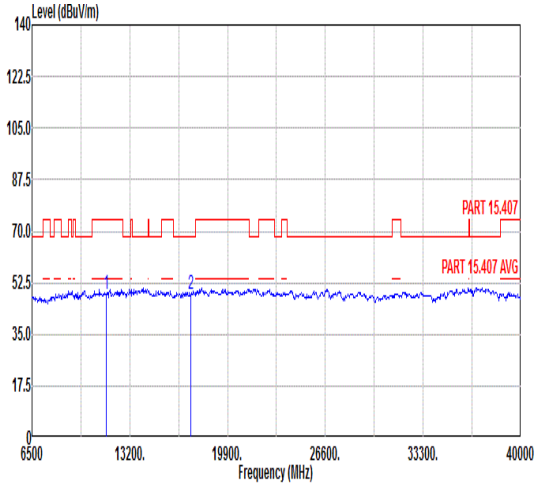 Freq Level Limit Line Margin Read Level Ant Factor Cable Loss Preamp Factor APos TPos Remark MHz dBuV/m dBuV/m dB dBuV dB/m dB dB cm deg 1 11590.00 48.71 74.00 -25.29 60.36 39.31 12.95 63.91 --- --- Peak 2 17385.00 48.46 68.30 -19.84 55.13 42.72 15.83 65.22 --- --- Peak	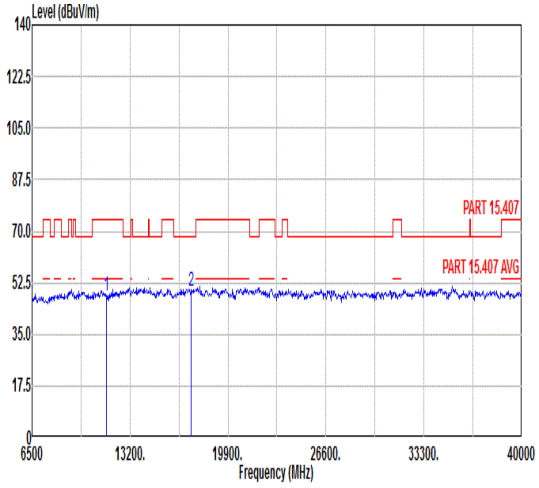 Freq Level Limit Line Margin Read Level Ant Factor Cable Loss Preamp Factor APos TPos Remark MHz dBuV/m dBuV/m dB dBuV dB/m dB dB cm deg 1 11590.00 47.98 74.00 -26.02 59.63 39.31 12.95 63.91 --- --- Peak 2 17385.00 49.51 68.30 -18.79 56.18 42.72 15.83 65.22 --- --- Peak

Mode	41
	Band Edge - L
	U-NII-3_5.725-5.85_802.11ax HE80_CH155_5775MHz
ANT	22

Pol.	Horizontal	Fundamental
Peak	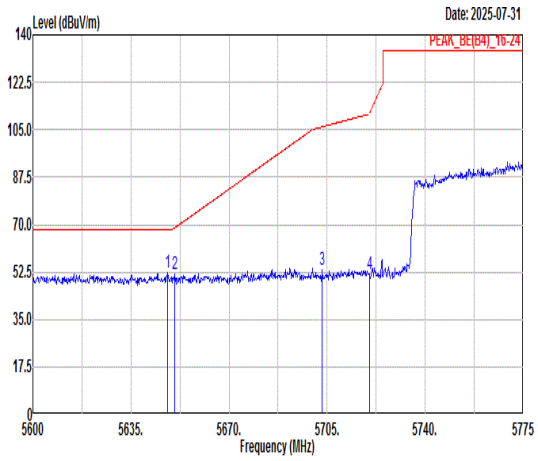 Freq Level Limit Line Margin (dB) Read Level Ant Factor Cable Loss Preamp Factor APos TPos Remark MHz dBuV/m dBuV/m dBuV dB/m dB dB cm deg 1 5647.95 52.38 68.30 -15.92 40.24 35.71 9.86 33.43 335 317 PEAK 2 5650.58 51.61 68.73 -17.12 39.47 35.71 9.86 33.43 335 317 PEAK 3 5703.25 53.41 106.11 -52.70 41.10 35.78 9.97 33.44 335 317 PEAK 4 5720.05 52.02 110.91 -58.89 39.64 35.81 10.01 33.44 335 317 PEAK	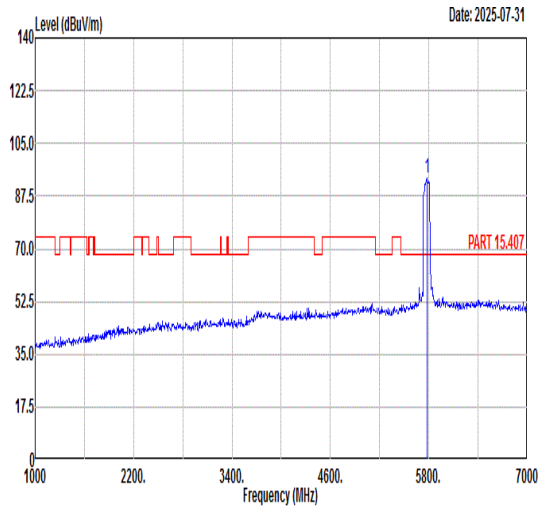 Freq Level Limit Line Margin (dB) Read Level Ant Factor Cable Loss Preamp Factor APos TPos Remark MHz dBuV/m dBuV/m dBuV dB/m dB dB cm deg 1 5775.00 93.34 ------ ------ 80.78 35.89 10.13 33.46 335 317 PEAK
Avg	Blank	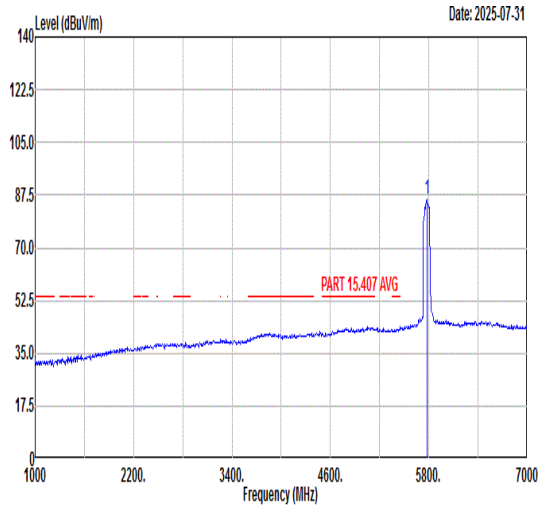 Freq Level Limit Line Margin (dB) Read Level Ant Factor Cable Loss Preamp Factor APos TPos Remark MHz dBuV/m dBuV/m dBuV dB/m dB dB cm deg 1 5775.00 86.30 ------ ------ 73.74 35.89 10.13 33.46 335 317 AVERAGE

Mode	41	
	Band Edge - R	
	U-NII-3_5.725-5.85_802.11ax HE80_CH155_5775MHz	
ANT	22	
Pol.	Horizontal	Fundamental
Peak	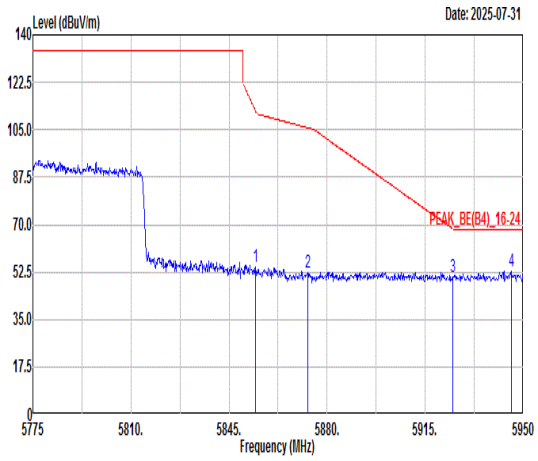 Freq Level Limit Line Margin (dB) Read Level Ant Factor Cable Loss Preamp Factor APos TPos Remark MHz dBuV/m dBuV/m dBuV dB/m dB dB cm deg 1 5854.45 54.25 112.05 -57.80 41.43 36.00 10.29 33.47 335 317 PEAK 2 5873.00 52.39 105.76 -53.37 39.51 36.02 10.33 33.47 335 317 PEAK 3 5924.98 50.68 68.32 -17.64 37.64 36.09 10.44 33.49 335 317 PEAK 4 5945.80 53.07 68.30 -15.23 39.96 36.12 10.48 33.49 335 317 PEAK	Blank

Mode	41
	Band Edge - L
	U-NII-3_5.725-5.85_802.11ax HE80_CH155_5775MHz
ANT	22

Pol.	Vertical	Fundamental
Peak	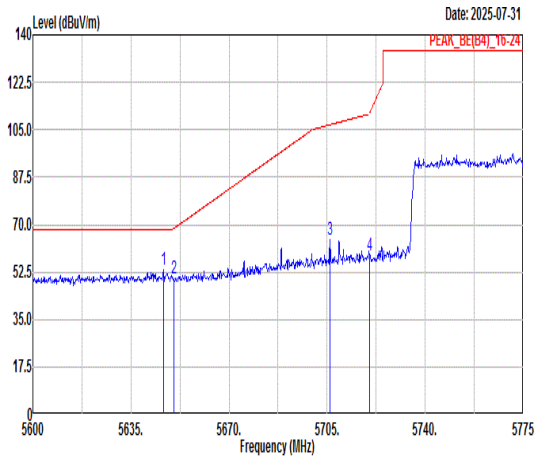 Freq Level Limit Line Margin (dB) Read Level Ant Factor Cable Loss Preamp Factor APos TPos Remark MHz dBuV/m dBuV/m dBuV dB/m dB dB cm deg 1 5646.73 53.44 68.30 -14.86 41.31 35.71 9.85 33.43 123 30 PEAK 2 5650.40 50.32 68.60 -18.28 38.18 35.71 9.86 33.43 123 30 PEAK 3 5706.05 64.51 106.90 -42.39 52.18 35.79 9.98 33.44 123 30 PEAK 4 5720.05 58.62 110.91 -52.29 46.24 35.81 10.01 33.44 123 30 PEAK	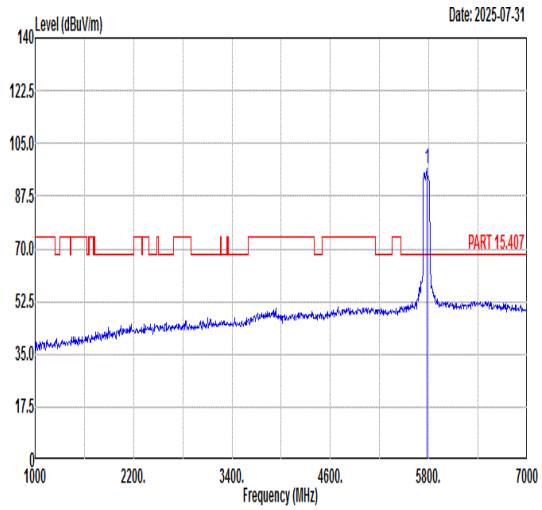 Freq Level Limit Line Margin (dB) Read Level Ant Factor Cable Loss Preamp Factor APos TPos Remark MHz dBuV/m dBuV/m dBuV dB/m dB dB cm deg 1 5775.00 96.79 ------ ------ 84.23 35.89 10.13 33.46 123 30 PEAK
Avg	Blank	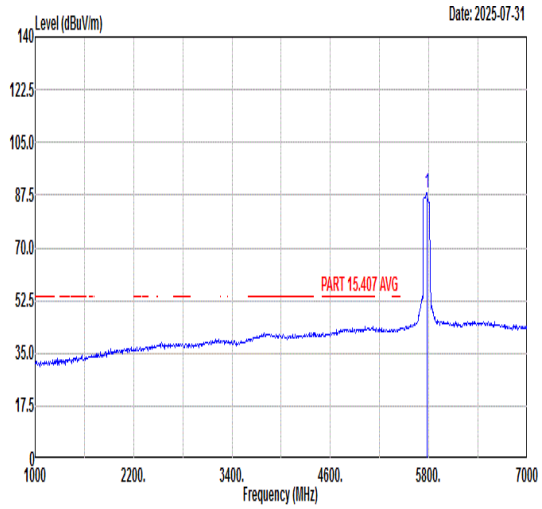 Freq Level Limit Line Margin (dB) Read Level Ant Factor Cable Loss Preamp Factor APos TPos Remark MHz dBuV/m dBuV/m dBuV dB/m dB dB cm deg 1 5775.00 88.16 ------ ------ 75.62 35.88 10.11 33.45 123 30 AVERAGE

Mode	41	
	Band Edge - R	
	U-NII-3_5.725-5.85_802.11ax HE80_CH155_5775MHz	
ANT	22	
Pol.	Vertical	Fundamental
Peak	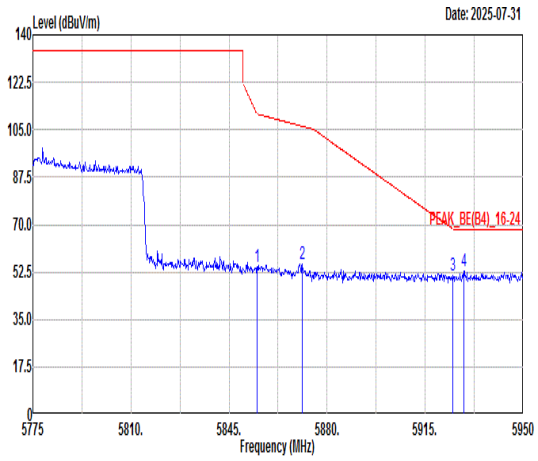 Freq Level Limit Line Margin (dB) Read Level Ant Factor Cable Loss Preamp Factor APos TPos Remark MHz dBuV/m dBuV/m dBuV dB/m dB dB cm deg 1 5854.98 54.53 110.86 -56.33 41.71 36.00 10.29 33.47 123 30 PEAK 2 5871.08 55.43 106.30 -50.87 42.55 36.02 10.33 33.47 123 30 PEAK 3 5924.98 51.23 68.32 -17.09 38.19 36.09 10.44 33.49 123 30 PEAK 4 5928.83 53.05 68.30 -15.25 39.99 36.10 10.45 33.49 123 30 PEAK	Blank

Mode	42	
	Band Edge	
	U-NII-1_5.15-5.25_802.11ax HE20_CH36_Partial RU_5180MHz	
ANT	22	
Pol.	Horizontal	Fundamental
Peak	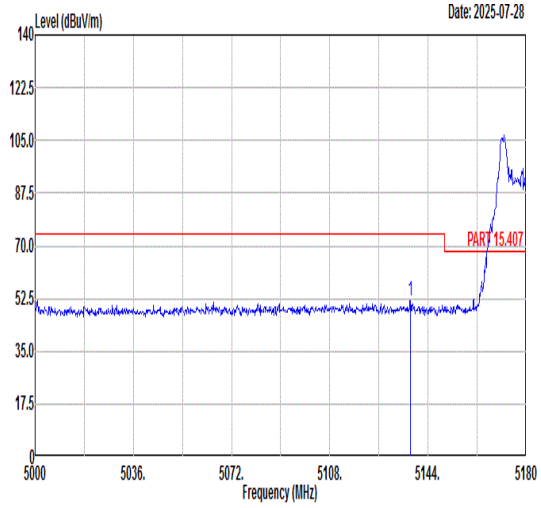 Freq Level Limit Line Margin (dB) Read Level Ant Factor Cable Loss Preamp Factor APos TPos Remark MHz dBuV/m dBuV/m dBuV dB/m dB dB cm deg 1 5137.52 51.97 74.00 -22.03 41.65 35.28 8.51 33.47 100 34 PEAK	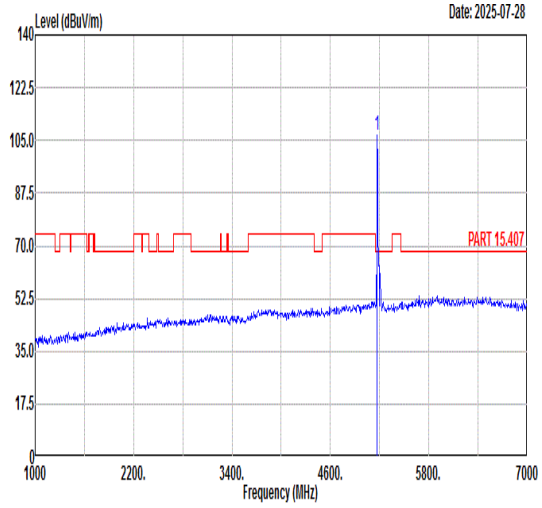 Freq Level Limit Line Margin (dB) Read Level Ant Factor Cable Loss Preamp Factor APos TPos Remark MHz dBuV/m dBuV/m dBuV dB/m dB dB cm deg 1 5170.00 106.77 ------ ------ 96.37 35.30 8.57 33.47 100 34 PEAK
Avg	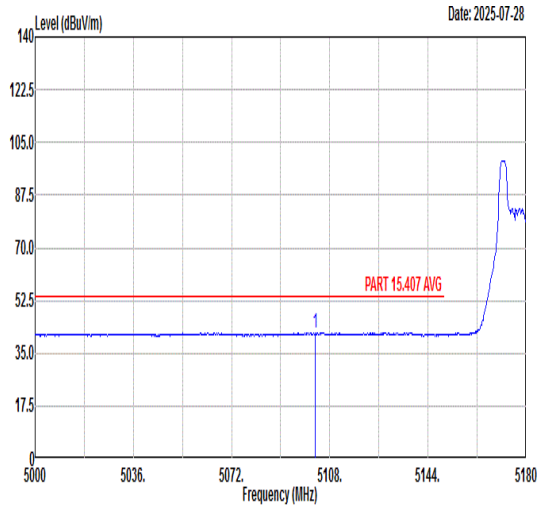 Freq Level Limit Line Margin (dB) Read Level Ant Factor Cable Loss Preamp Factor APos TPos Remark MHz dBuV/m dBuV/m dBuV dB/m dB dB cm deg 1 5102.60 41.82 54.00 -12.18 31.59 35.26 8.45 33.48 100 34 AVERAGE	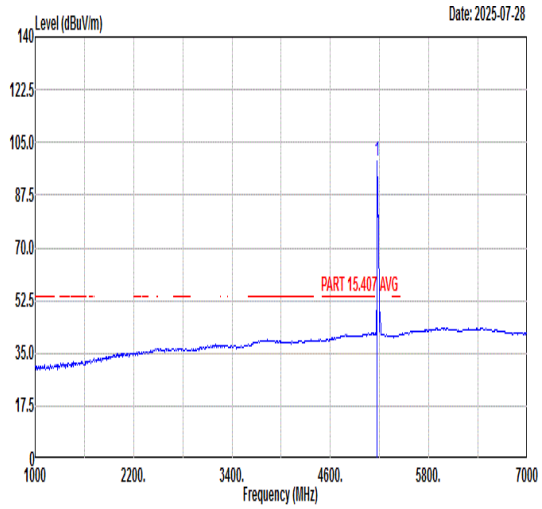 Freq Level Limit Line Margin (dB) Read Level Ant Factor Cable Loss Preamp Factor APos TPos Remark MHz dBuV/m dBuV/m dBuV dB/m dB dB cm deg 1 5170.00 98.70 ------ ------ 88.30 35.30 8.57 33.47 100 34 AVERAGE

Mode	42	
	Band Edge	
	U-NII-1_5.15-5.25_802.11ax HE20_CH36_Partial RU_5180MHz	
ANT	22	
Pol.	Vertical	Fundamental
Peak	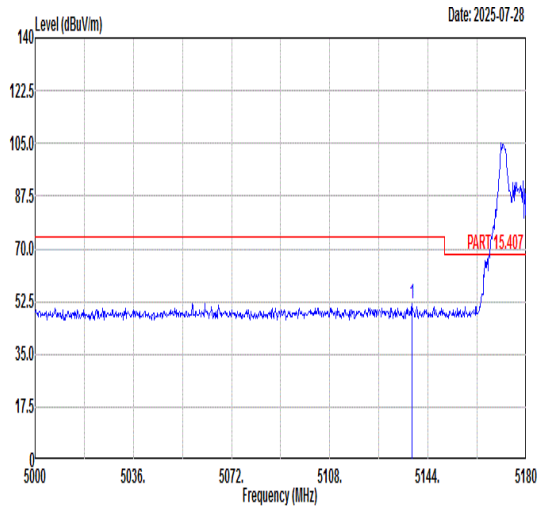 Freq Level Limit Line Margin (dB) Read Level Ant Factor Cable Loss Preamp Factor APos TPos Remark MHz dBuV/m dBuV/m dBuV dB/m dB dB cm deg 1 5138.06 51.67 74.00 -22.33 41.35 35.28 8.51 33.47 384 293 PEAK	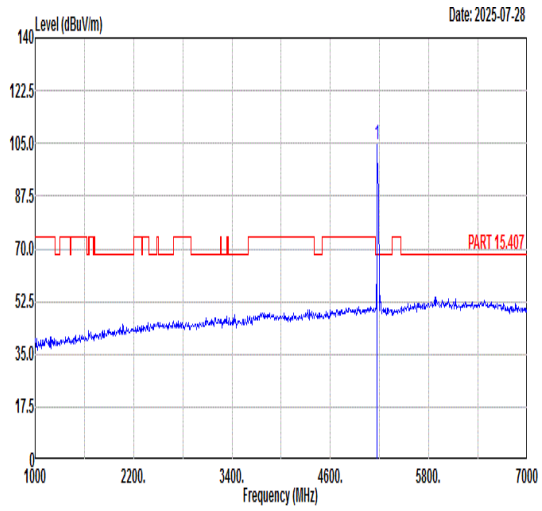 Freq Level Limit Line Margin (dB) Read Level Ant Factor Cable Loss Preamp Factor APos TPos Remark MHz dBuV/m dBuV/m dBuV dB/m dB dB cm deg 1 5170.00 104.41 ------ ------ 94.01 35.30 8.57 33.47 384 293 PEAK
Avg	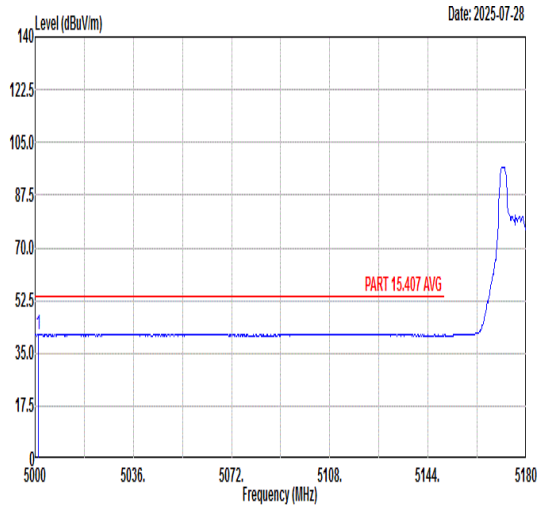 Freq Level Limit Line Margin (dB) Read Level Ant Factor Cable Loss Preamp Factor APos TPos Remark MHz dBuV/m dBuV/m dBuV dB/m dB dB cm deg 1 5001.08 41.46 54.00 -12.54 31.42 35.20 8.34 33.50 384 293 AVERAGE	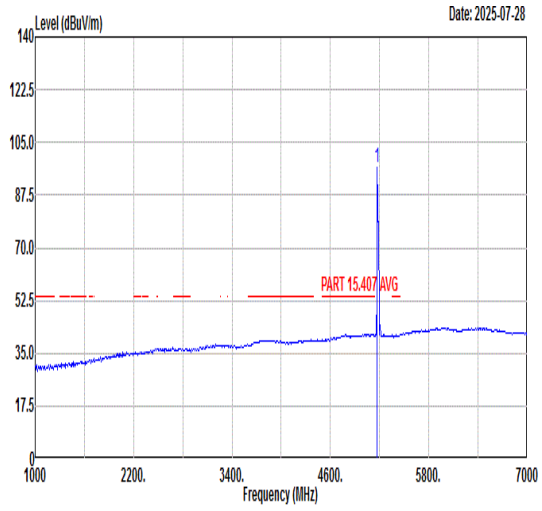 Freq Level Limit Line Margin (dB) Read Level Ant Factor Cable Loss Preamp Factor APos TPos Remark MHz dBuV/m dBuV/m dBuV dB/m dB dB cm deg 1 5170.00 96.51 ------ ------ 86.11 35.30 8.57 33.47 384 293 AVERAGE

Mode	43	
	Band Edge	
	U-NII-2A_5.25-5.35_802.11ax HE20_CH64_Partial RU_5320MHz	
ANT	22	
Pol.	Horizontal	Fundamental
Peak	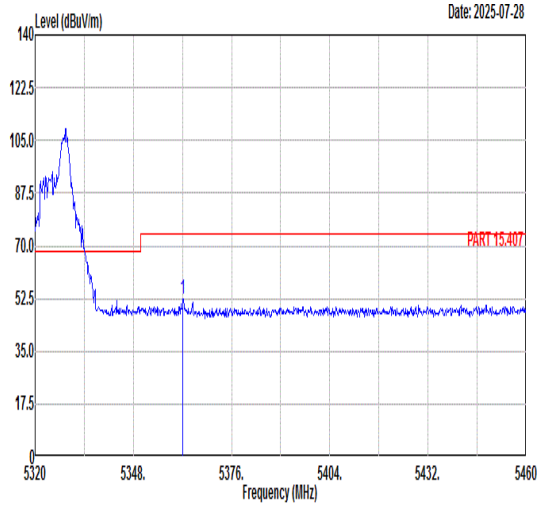 Freq Level Limit Line Margin (dB) Read Level Ant Factor Cable Loss Preamp Factor APos TPos Remark MHz dBuV/m dBuV/m dBuV dB/m dB dB cm deg 1 5362.14 52.44 74.00 -21.56 41.02 35.42 9.43 33.43 100 55 PEAK	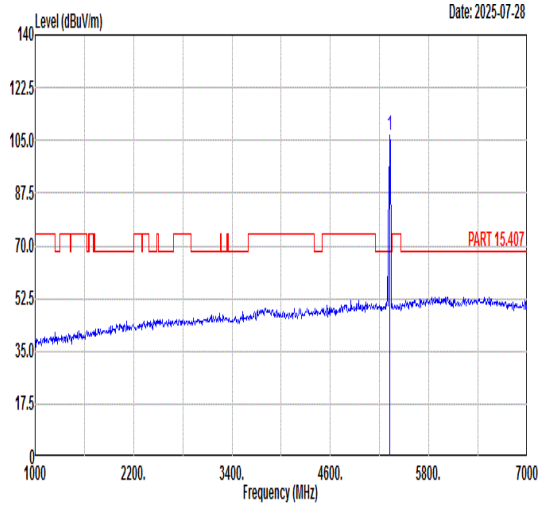 Freq Level Limit Line Margin (dB) Read Level Ant Factor Cable Loss Preamp Factor APos TPos Remark MHz dBuV/m dBuV/m dBuV dB/m dB dB cm deg 1 5326.00 106.52 ------ ------ 95.31 35.40 9.24 33.43 100 55 PEAK
Avg	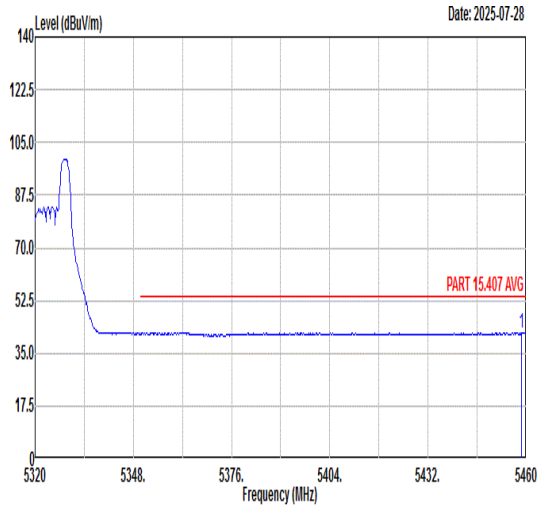 Freq Level Limit Line Margin (dB) Read Level Ant Factor Cable Loss Preamp Factor APos TPos Remark MHz dBuV/m dBuV/m dBuV dB/m dB dB cm deg 1 5458.74 41.90 54.00 -12.10 30.14 35.48 9.69 33.41 100 55 AVERAGE	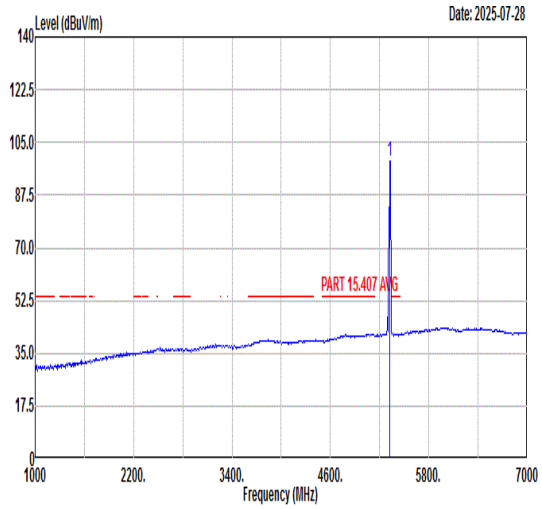 Freq Level Limit Line Margin (dB) Read Level Ant Factor Cable Loss Preamp Factor APos TPos Remark MHz dBuV/m dBuV/m dBuV dB/m dB dB cm deg 1 5326.00 98.91 ------ ------ 87.70 35.40 9.24 33.43 100 55 AVERAGE

Mode	43	
	Band Edge	
	U-NII-2A_5.25-5.35_802.11ax HE20_CH64_Partial RU_5320MHz	
ANT	22	
Pol.	Vertical	Fundamental
Peak	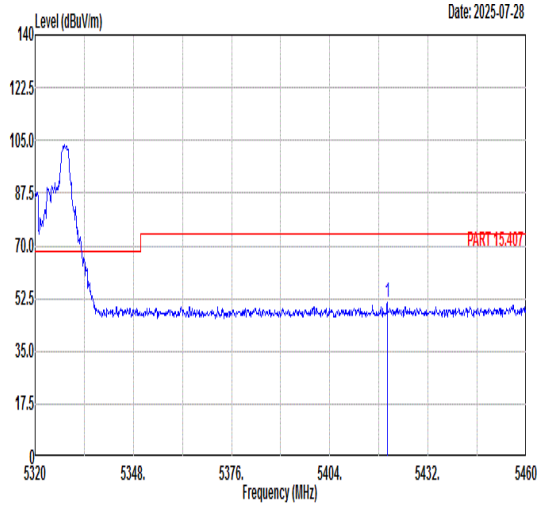 Freq Level Limit Line Margin (dB) Read Level Ant Factor Cable Loss Preamp Factor APos TPos Remark MHz dBuV/m dBuV/m dBuV dB/m dB dB cm deg 1 5420.38 51.13 74.00 -22.87 39.43 35.45 9.67 33.42 379 286 PEAK	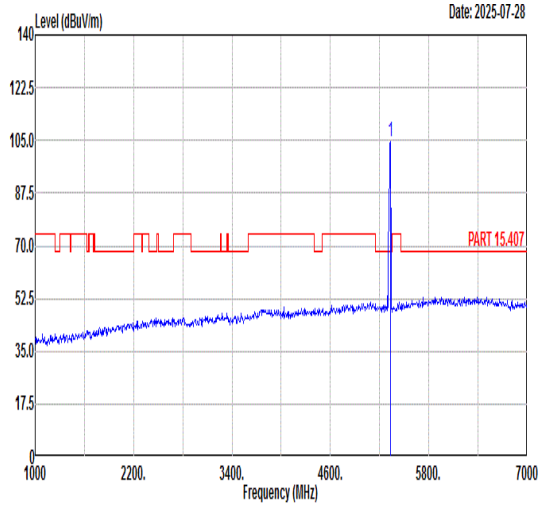 Freq Level Limit Line Margin (dB) Read Level Ant Factor Cable Loss Preamp Factor APos TPos Remark MHz dBuV/m dBuV/m dBuV dB/m dB dB cm deg 1 5332.00 104.81 ------ ------ 93.57 35.40 9.27 33.43 379 286 PEAK
Avg	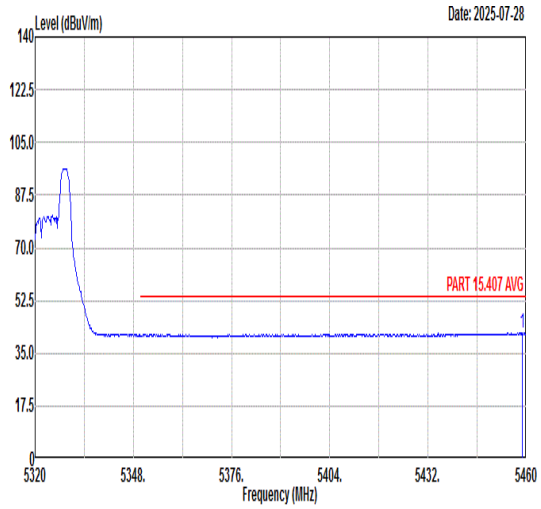 Freq Level Limit Line Margin (dB) Read Level Ant Factor Cable Loss Preamp Factor APos TPos Remark MHz dBuV/m dBuV/m dBuV dB/m dB dB cm deg 1 5458.88 41.75 54.00 -12.25 29.99 35.48 9.69 33.41 379 286 AVERAGE	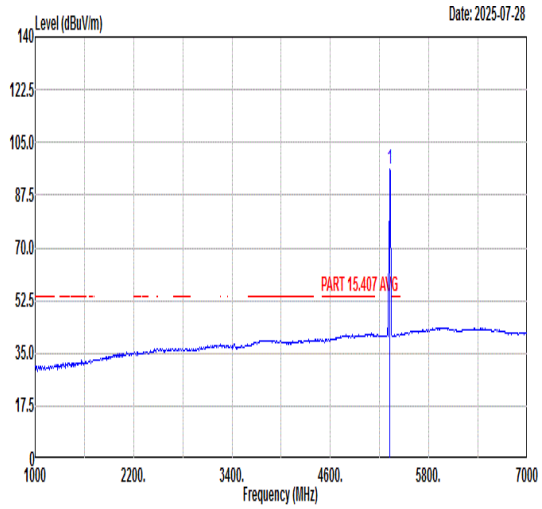 Freq Level Limit Line Margin (dB) Read Level Ant Factor Cable Loss Preamp Factor APos TPos Remark MHz dBuV/m dBuV/m dBuV dB/m dB dB cm deg 1 5326.00 95.92 ------ ------ 84.71 35.40 9.24 33.43 379 286 AVERAGE

Mode	44	
	Band Edge	
	U-NII-2C_5.47-5.725_802.11ax HE20_CH100_Partial RU_5500MHz	
ANT	22	
Pol.	Horizontal	Fundamental
Peak	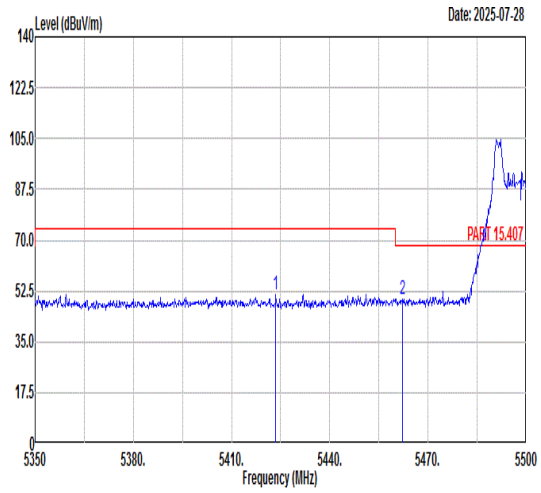 Freq Level Limit Line Margin (dB) Read Level Ant Factor Cable Loss Preamp Factor APos TPos Remark MHz dBuV/m dBuV/m dBuV dB/m dB dB cm deg 1 5423.50 51.27 74.00 -22.73 39.57 35.45 9.67 33.42 100 55 PEAK 2 5462.20 49.67 68.30 -18.63 37.91 35.48 9.69 33.41 100 55 PEAK	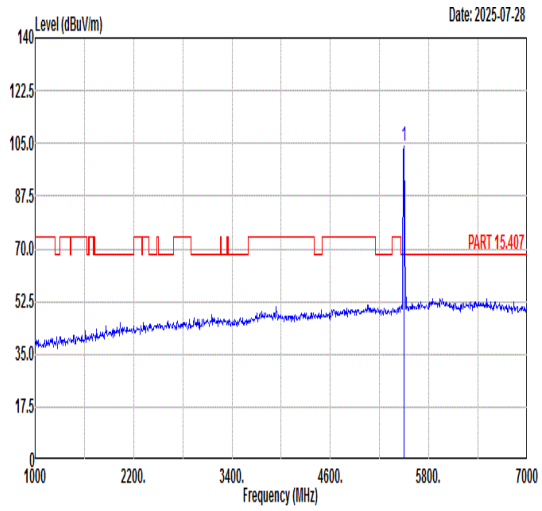 Freq Level Limit Line Margin (dB) Read Level Ant Factor Cable Loss Preamp Factor APos TPos Remark MHz dBuV/m dBuV/m dBuV dB/m dB dB cm deg 1 5494.00 104.01 ------ ------ 92.21 35.50 9.70 33.40 100 55 PEAK
Avg	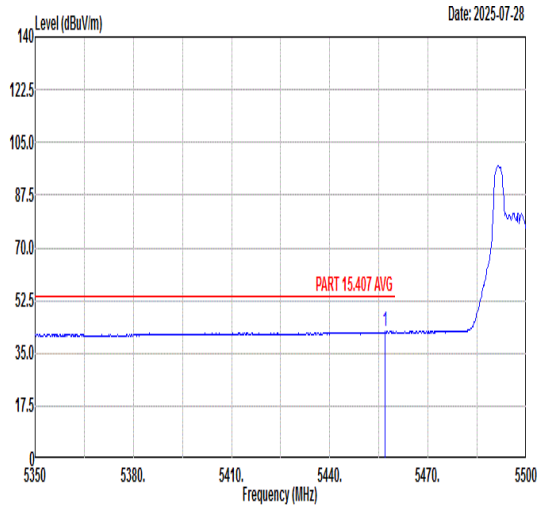 Freq Level Limit Line Margin (dB) Read Level Ant Factor Cable Loss Preamp Factor APos TPos Remark MHz dBuV/m dBuV/m dBuV dB/m dB dB cm deg 1 5456.95 42.24 54.00 -11.76 30.49 35.47 9.69 33.41 100 55 AVERAGE	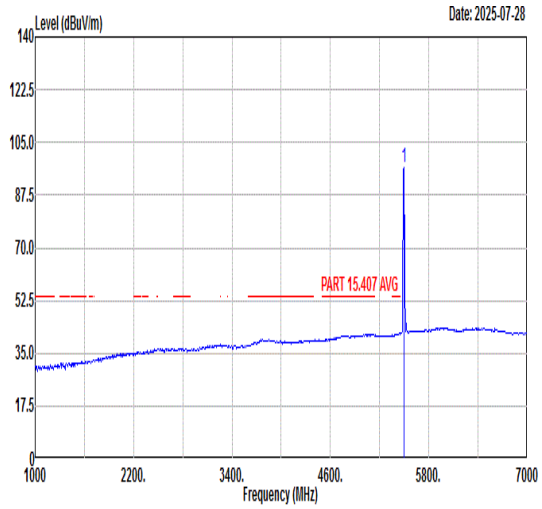 Freq Level Limit Line Margin (dB) Read Level Ant Factor Cable Loss Preamp Factor APos TPos Remark MHz dBuV/m dBuV/m dBuV dB/m dB dB cm deg 1 5494.00 96.71 ------ ------ 84.91 35.50 9.70 33.40 100 55 AVERAGE

Mode	44	
	Band Edge	
	U-NII-2C_5.47-5.725_802.11ax HE20_CH100_Partial RU_5500MHz	
ANT	22	
Pol.	Vertical	Fundamental
Peak	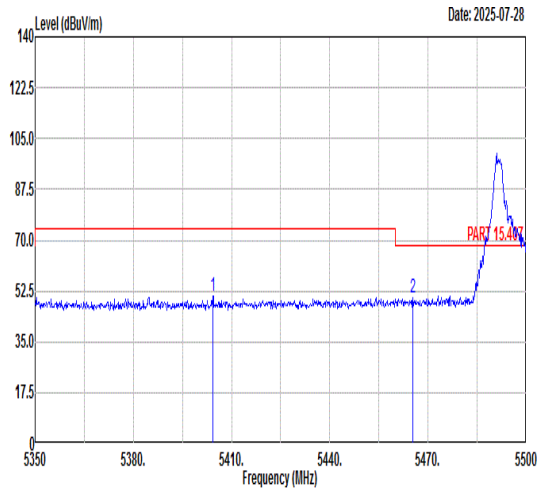 Freq Level Limit Line Margin (dB) Read Level Ant Factor Cable Loss Preamp Factor APos TPos Remark MHz dBuV/m dBuV/m dBuV dB/m dB dB cm deg 1 5404.30 50.80 74.00 -23.20 39.13 35.44 9.65 33.42 386 205 PEAK 2 5465.35 50.06 68.30 -18.24 38.30 35.48 9.69 33.41 386 205 PEAK	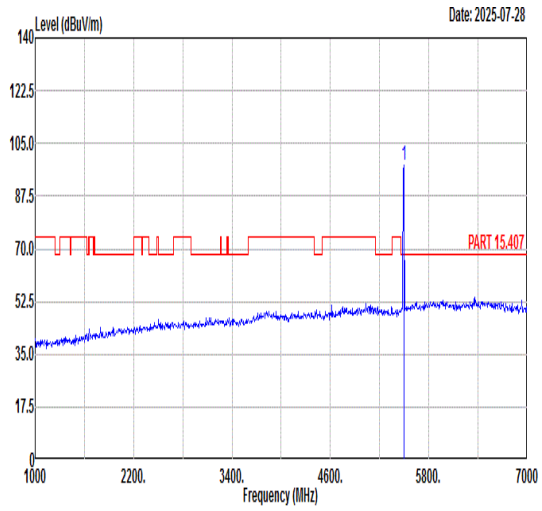 Freq Level Limit Line Margin (dB) Read Level Ant Factor Cable Loss Preamp Factor APos TPos Remark MHz dBuV/m dBuV/m dBuV dB/m dB dB cm deg 1 5494.00 97.68 ------ ------ 85.88 35.50 9.70 33.40 386 205 PEAK
Avg	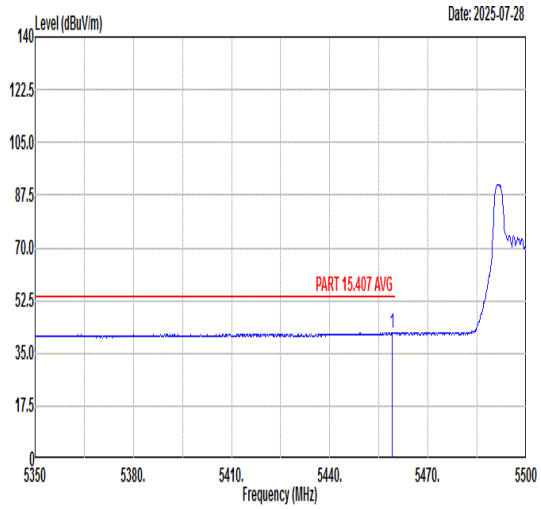 Freq Level Limit Line Margin (dB) Read Level Ant Factor Cable Loss Preamp Factor APos TPos Remark MHz dBuV/m dBuV/m dBuV dB/m dB dB cm deg 1 5459.05 41.68 54.00 -12.32 29.92 35.48 9.69 33.41 386 205 AVERAGE	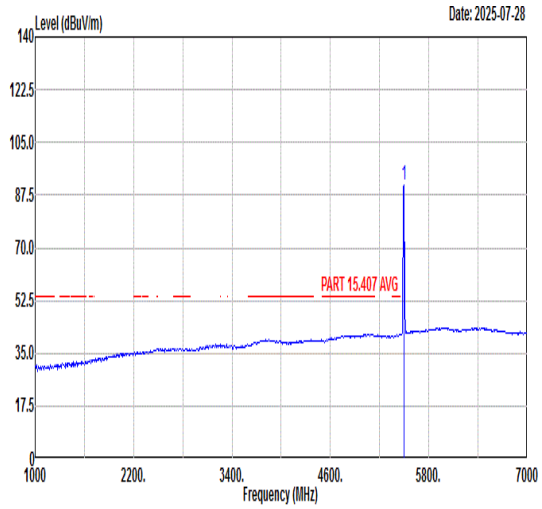 Freq Level Limit Line Margin (dB) Read Level Ant Factor Cable Loss Preamp Factor APos TPos Remark MHz dBuV/m dBuV/m dBuV dB/m dB dB cm deg 1 5494.00 90.77 ------ ------ 78.97 35.50 9.70 33.40 386 205 AVERAGE

Mode	45	
	Band Edge	
	U-NII-2C_5.47-5.725_802.11ax HE20_CH140_Partial RU_5700MHz	
ANT	22	
Pol.	Horizontal	Fundamental
Peak	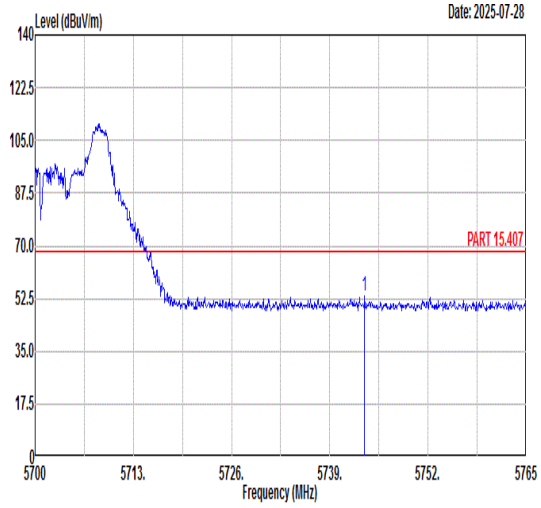 Freq Level Limit Line Margin (dB) Read Level Ant Factor Cable Loss Preamp Factor APos TPos Remark MHz dBuV/m dBuV/m dBuV dB/m dB dB cm deg 1 5743.62 53.18 68.30 -15.12 40.73 35.84 10.06 33.45 100 86 PEAK	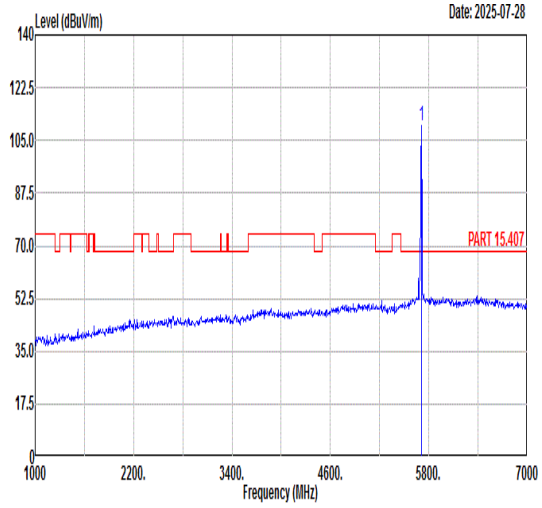 Freq Level Limit Line Margin (dB) Read Level Ant Factor Cable Loss Preamp Factor APos TPos Remark MHz dBuV/m dBuV/m dBuV dB/m dB dB cm deg 1 5710.00 109.85 ------ ------ 97.51 35.79 9.99 33.44 100 86 PEAK
Avg	Blank	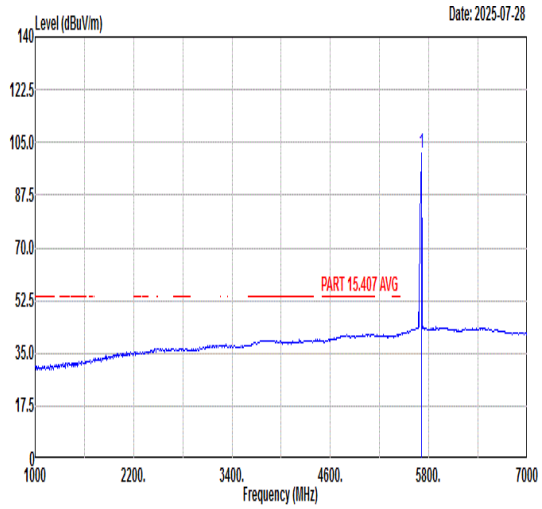 Freq Level Limit Line Margin (dB) Read Level Ant Factor Cable Loss Preamp Factor APos TPos Remark MHz dBuV/m dBuV/m dBuV dB/m dB dB cm deg 1 5710.00 101.49 ------ ------ 89.15 35.79 9.99 33.44 100 86 AVERAGE

Mode	45	
	Band Edge	
	U-NII-2C_5.47-5.725_802.11ax HE20_CH140_Partial RU_5700MHz	
ANT	22	
Pol.	Vertical	Fundamental
Peak	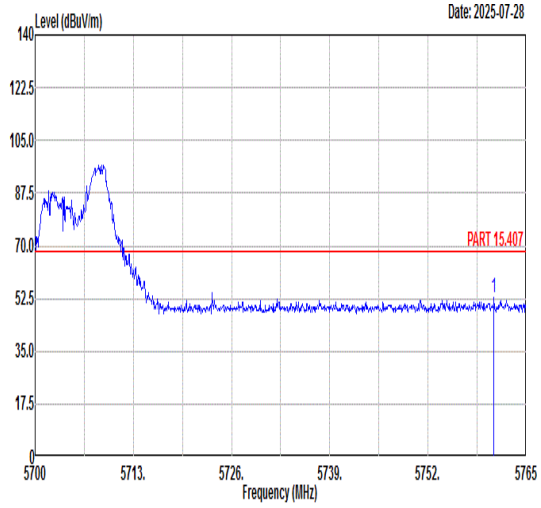 Freq Level Limit Line Margin (dB) Read Level Ant Factor Cable Loss Preamp Factor APos TPos Remark MHz dBuV/m dBuV/m dBuV dB/m dB dB cm deg 1 5760.71 52.67 68.30 -15.63 40.17 35.86 10.09 33.45 386 205 PEAK	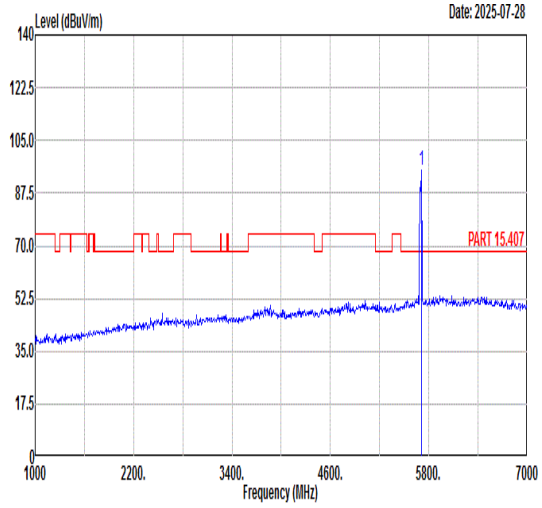 Freq Level Limit Line Margin (dB) Read Level Ant Factor Cable Loss Preamp Factor APos TPos Remark MHz dBuV/m dBuV/m dBuV dB/m dB dB cm deg 1 5710.00 94.83 ------ ------ 82.49 35.79 9.99 33.44 386 205 PEAK
Avg	Blank	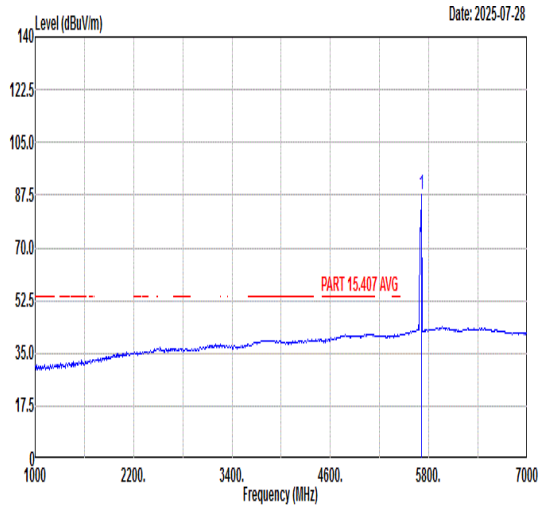 Freq Level Limit Line Margin (dB) Read Level Ant Factor Cable Loss Preamp Factor APos TPos Remark MHz dBuV/m dBuV/m dBuV dB/m dB dB cm deg 1 5710.00 87.63 ------ ------ 75.29 35.79 9.99 33.44 386 205 AVERAGE

Mode	46	
	Band Edge	
	U-NII-3_5.725-5.85_802.11ax HE20_CH149_Partial RU_5745MHz	
ANT	22	
Pol.	Horizontal	Fundamental
Peak	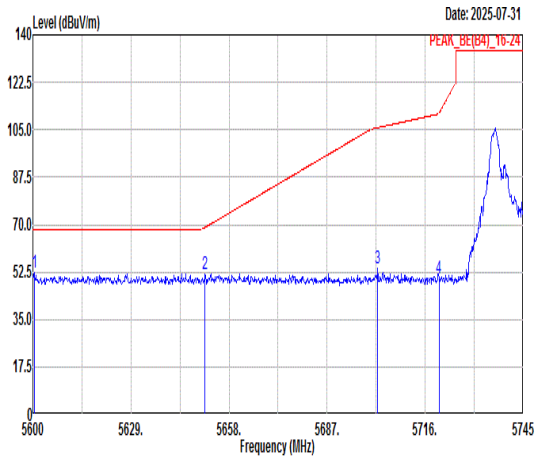 Freq Level Limit Line Margin (dB) Read Level Ant Factor Cable Loss Preamp Factor APos TPos Remark MHz dBuV/m dBuV/m dBuV dB/m dB dB cm deg 1 5600.44 52.08 68.30 -16.22 40.10 35.64 9.76 33.42 200 34 PEAK 2 5650.90 51.54 68.96 -17.42 39.40 35.71 9.86 33.43 200 34 PEAK 3 5701.94 54.00 105.74 -51.74 41.69 35.78 9.97 33.44 200 34 PEAK 4 5720.06 50.27 110.94 -60.67 37.89 35.81 10.01 33.44 200 34 PEAK	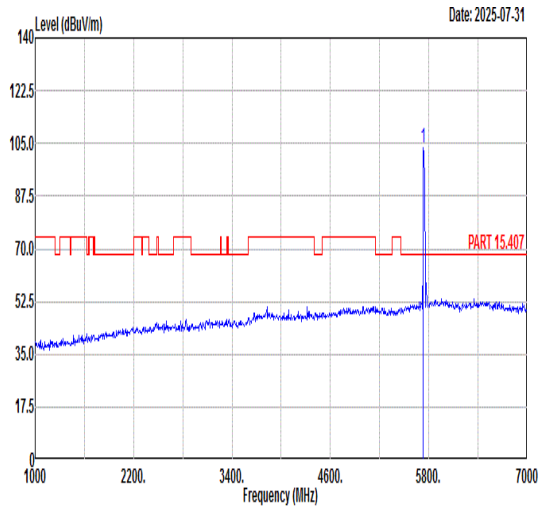 Freq Level Limit Line Margin (dB) Read Level Ant Factor Cable Loss Preamp Factor APos TPos Remark MHz dBuV/m dBuV/m dBuV dB/m dB dB cm deg 1 5734.00 103.31 ------ ------ 90.89 35.83 10.04 33.45 200 34 PEAK
Avg	Blank	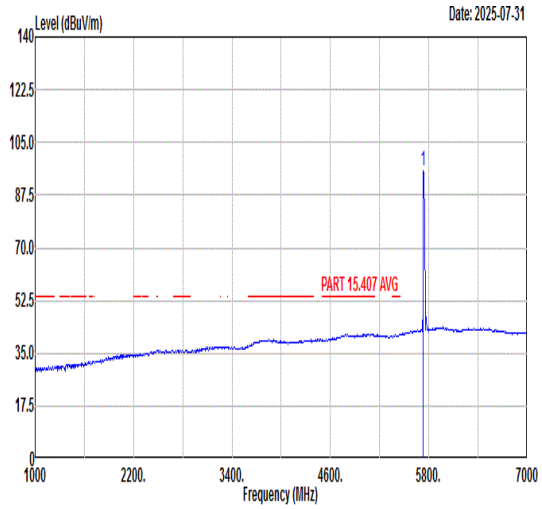 Freq Level Limit Line Margin (dB) Read Level Ant Factor Cable Loss Preamp Factor APos TPos Remark MHz dBuV/m dBuV/m dBuV dB/m dB dB cm deg 1 5734.00 95.44 ------ ------ 83.02 35.83 10.04 33.45 200 34 AVERAGE

Mode	46	
	Band Edge	
	U-NII-3_5.725-5.85_802.11ax HE20_CH149_Partial RU_5745MHz	
ANT	22	
Pol.	Vertical	Fundamental
Peak	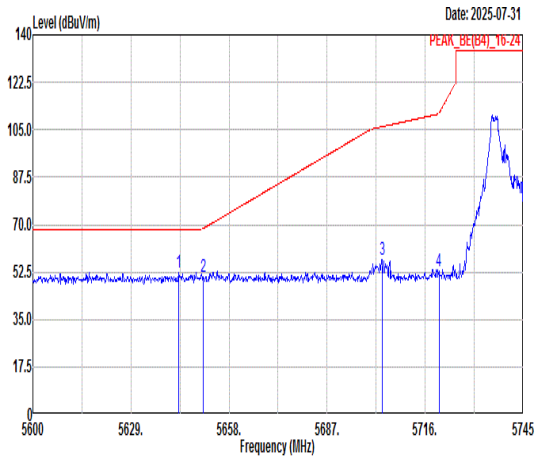 Freq Level Limit Line Margin (dB) Read Level Ant Factor Cable Loss Preamp Factor APos TPos Remark MHz dBuV/m dBuV/m dBuV dB/m dB dB cm deg 1 5643.21 52.42 68.30 -15.88 40.30 35.70 9.85 33.43 200 63 PEAK 2 5650.32 50.75 68.53 -17.78 38.61 35.71 9.86 33.43 200 63 PEAK 3 5703.24 56.90 106.11 -49.21 44.59 35.78 9.97 33.44 200 63 PEAK 4 5720.06 52.76 110.94 -58.18 40.38 35.81 10.01 33.44 200 63 PEAK	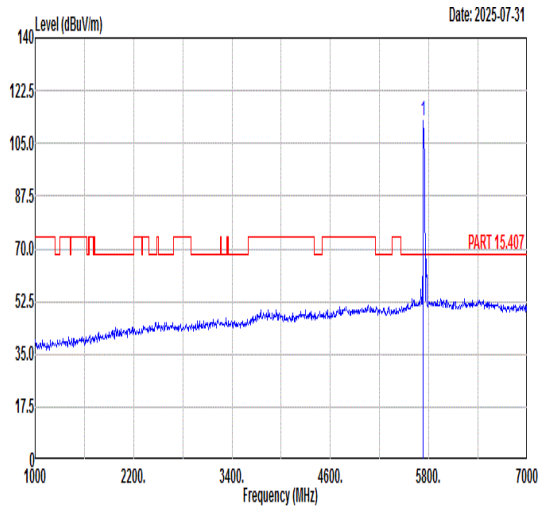 Freq Level Limit Line Margin (dB) Read Level Ant Factor Cable Loss Preamp Factor APos TPos Remark MHz dBuV/m dBuV/m dBuV dB/m dB dB cm deg 1 5734.00 112.73 ------ ------ 100.31 35.83 10.04 33.45 200 63 PEAK
Avg	Blank	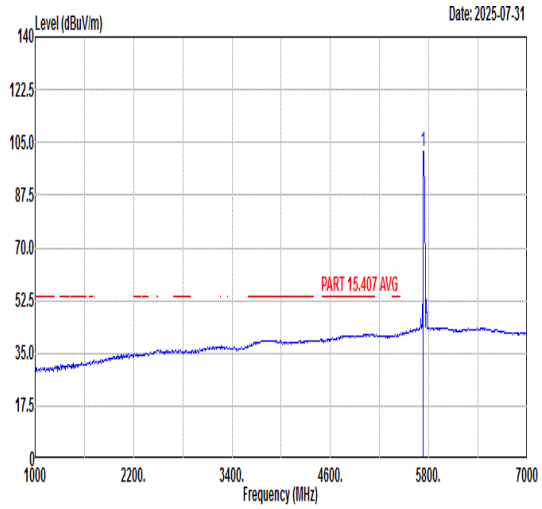 Freq Level Limit Line Margin (dB) Read Level Ant Factor Cable Loss Preamp Factor APos TPos Remark MHz dBuV/m dBuV/m dBuV dB/m dB dB cm deg 1 5734.00 102.07 ------ ------ 89.65 35.83 10.04 33.45 200 63 AVERAGE

Mode	47	
	Band Edge	
	U-NII-3_5.725-5.85_802.11ax HE20_CH165_Partial RU_5825MHz	
ANT	22	
Pol.	Horizontal	Fundamental
Peak	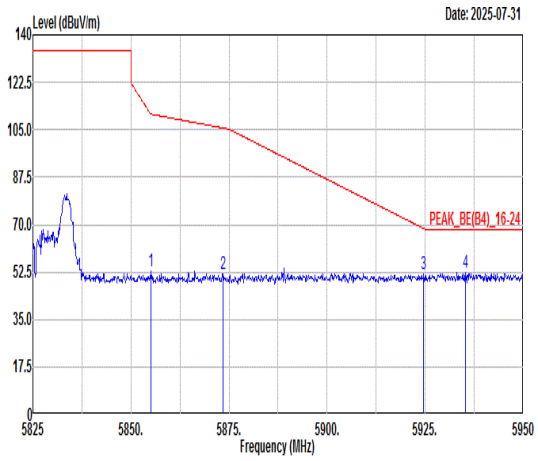 Freq Level Limit Line Margin (dB) Read Level Ant Factor Cable Loss Preamp Factor APos TPos Remark MHz dBuV/m dBuV/m dBuV dB/m dB dB cm deg 1 5855.00 52.73 110.80 -58.07 39.91 36.00 10.29 33.47 100 169 PEAK 2 5873.38 51.72 105.65 -53.93 38.84 36.02 10.33 33.47 100 169 PEAK 3 5924.63 51.66 68.58 -16.92 38.61 36.09 10.44 33.48 100 169 PEAK 4 5935.25 52.21 68.30 -16.09 39.13 36.11 10.46 33.49 100 169 PEAK	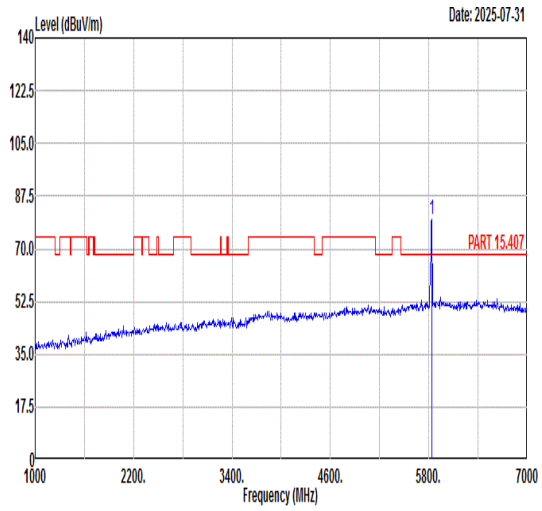 Freq Level Limit Line Margin (dB) Read Level Ant Factor Cable Loss Preamp Factor APos TPos Remark MHz dBuV/m dBuV/m dBuV dB/m dB dB cm deg 1 5836.00 79.52 ------ ------ 66.77 35.97 10.25 33.47 100 169 PEAK
Avg	Blank	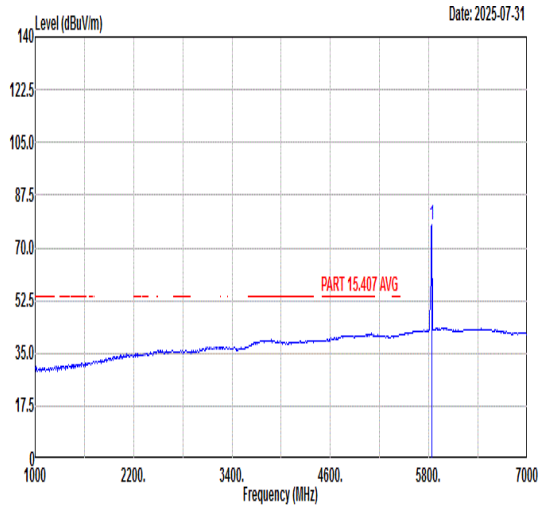 Freq Level Limit Line Margin (dB) Read Level Ant Factor Cable Loss Preamp Factor APos TPos Remark MHz dBuV/m dBuV/m dBuV dB/m dB dB cm deg 1 5836.00 77.53 ------ ------ 64.78 35.97 10.25 33.47 100 169 AVERAGE

Mode	47	
	Band Edge	
	U-NII-3_5.725-5.85_802.11ax HE20_CH165_Partial RU_5825MHz	
ANT	22	
Pol.	Vertical	Fundamental
Peak	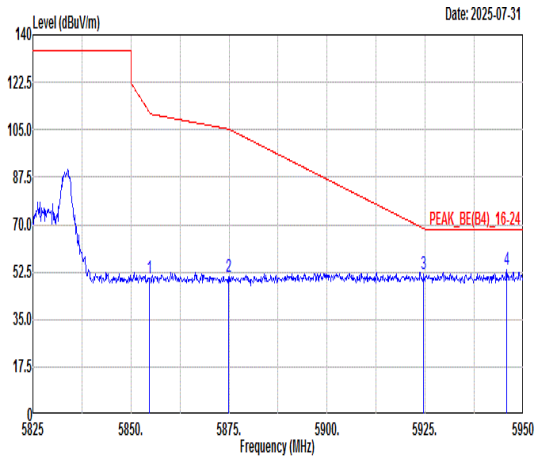 Freq Level Limit Line Margin (dB) Read Level Ant Factor Cable Loss Preamp Factor APos TPos Remark MHz dBuV/m dBuV/m dBuV dB/m dB dB cm deg 1 5854.75 50.23 111.37 -61.14 37.41 36.00 10.29 33.47 178 360 PEAK 2 5874.88 50.55 105.23 -54.68 37.67 36.02 10.33 33.47 178 360 PEAK 3 5924.63 51.76 68.58 -16.82 38.71 36.09 10.44 33.48 178 360 PEAK 4 5945.75 53.36 68.30 -14.94 40.25 36.12 10.48 33.49 178 360 PEAK	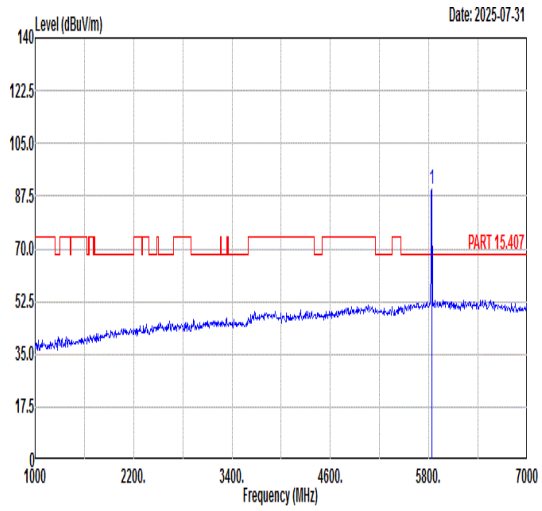 Freq Level Limit Line Margin (dB) Read Level Ant Factor Cable Loss Preamp Factor APos TPos Remark MHz dBuV/m dBuV/m dBuV dB/m dB dB cm deg 1 5836.00 89.90 ------ ------ 77.15 35.97 10.25 33.47 178 360 PEAK
Avg	Blank	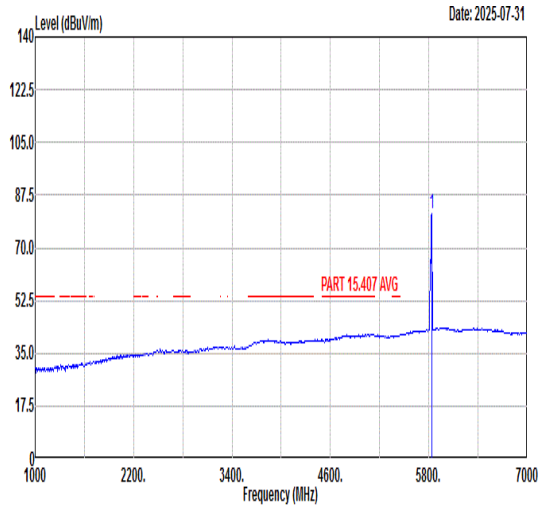 Freq Level Limit Line Margin (dB) Read Level Ant Factor Cable Loss Preamp Factor APos TPos Remark MHz dBuV/m dBuV/m dBuV dB/m dB dB cm deg 1 5836.00 81.32 ------ ------ 68.57 35.97 10.25 33.47 178 360 AVERAGE

Mode	48	
	Band Edge	
	U-NII-1_5.15-5.25_802.11n HT20_CH36_5180MHz	
ANT	22	
Pol.	Horizontal	Fundamental
Peak	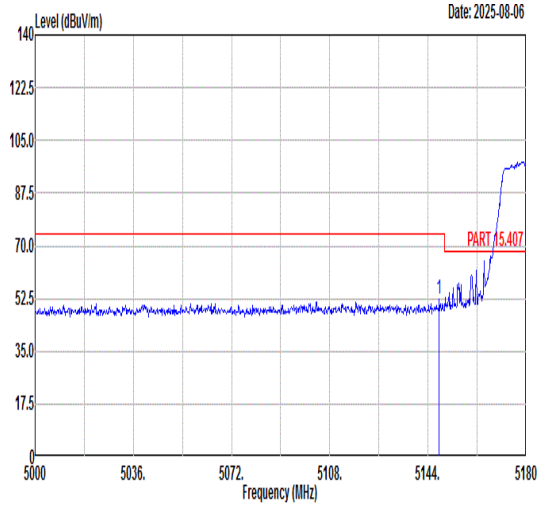 Freq Level Limit Line Margin (dB) Read Level Ant Factor Cable Loss Preamp Factor APos TPos Remark MHz dBuV/m dBuV/m dBuV dB/m dB dB cm deg 1 5148.14 52.22 74.00 -21.78 41.87 35.29 8.53 33.47 100 41 PEAK	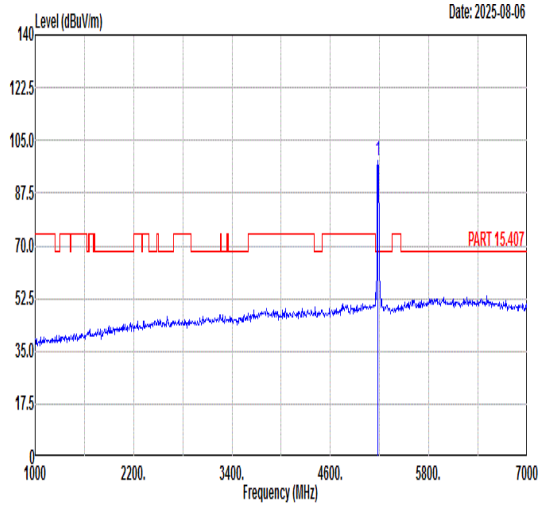 Freq Level Limit Line Margin (dB) Read Level Ant Factor Cable Loss Preamp Factor APos TPos Remark MHz dBuV/m dBuV/m dBuV dB/m dB dB cm deg 1 5180.00 98.42 ------ ------ 87.98 35.31 8.59 33.46 100 41 PEAK
Avg	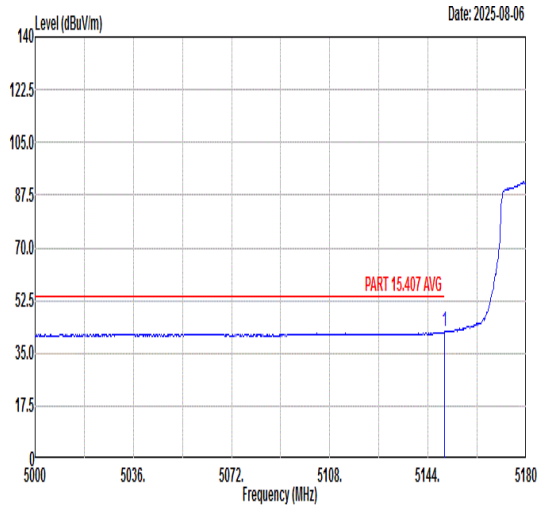 Freq Level Limit Line Margin (dB) Read Level Ant Factor Cable Loss Preamp Factor APos TPos Remark MHz dBuV/m dBuV/m dBuV dB/m dB dB cm deg 1 5149.94 42.09 54.00 -11.91 31.73 35.29 8.54 33.47 100 41 AVERAGE	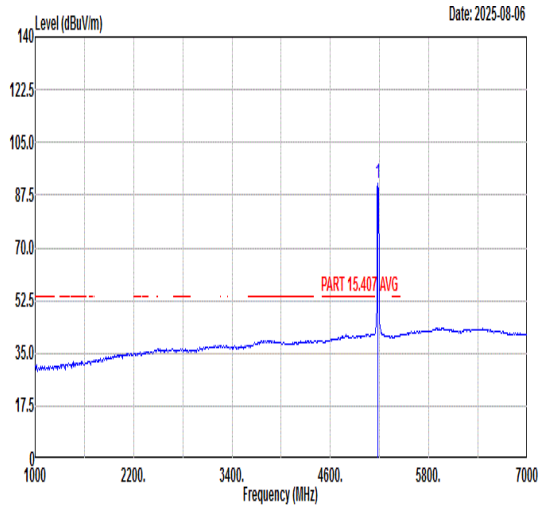 Freq Level Limit Line Margin (dB) Read Level Ant Factor Cable Loss Preamp Factor APos TPos Remark MHz dBuV/m dBuV/m dBuV dB/m dB dB cm deg 1 5180.00 91.27 ------ ------ 80.83 35.31 8.59 33.46 100 41 AVERAGE

Mode	48	
	Band Edge	
	U-NII-1_5.15-5.25_802.11n HT20_CH36_5180MHz	
ANT	22	
Pol.	Vertical	Fundamental
Peak	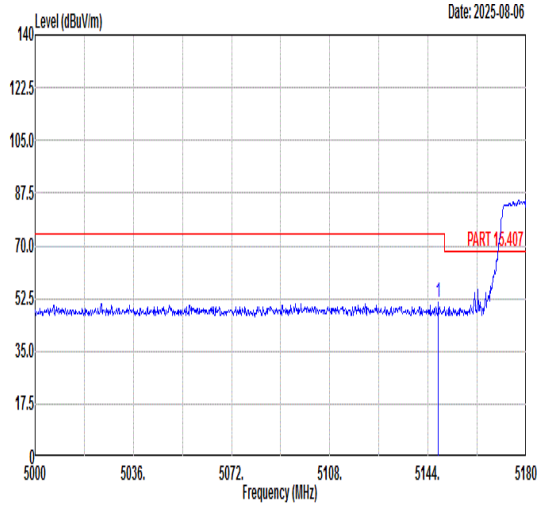 Freq Level Limit Line Margin (dB) Read Level Ant Factor Cable Loss Preamp Factor APos TPos Remark MHz dBuV/m dBuV/m dBuV dB/m dB dB cm deg 1 5147.78 50.99 74.00 -23.01 40.64 35.29 8.53 33.47 200 42 PEAK	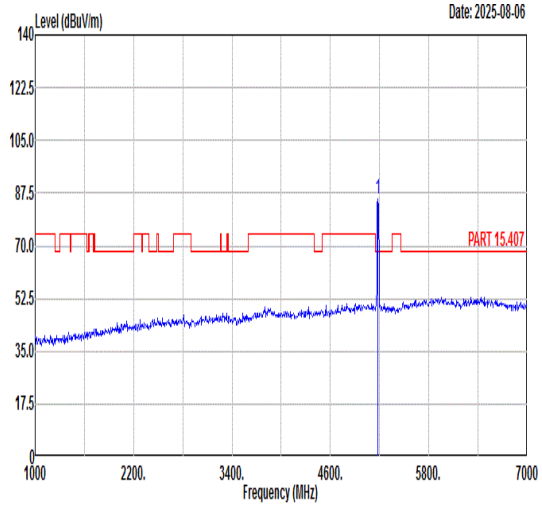 Freq Level Limit Line Margin (dB) Read Level Ant Factor Cable Loss Preamp Factor APos TPos Remark MHz dBuV/m dBuV/m dBuV dB/m dB dB cm deg 1 5180.00 85.61 ------ ------ 75.17 35.31 8.59 33.46 200 42 PEAK
Avg	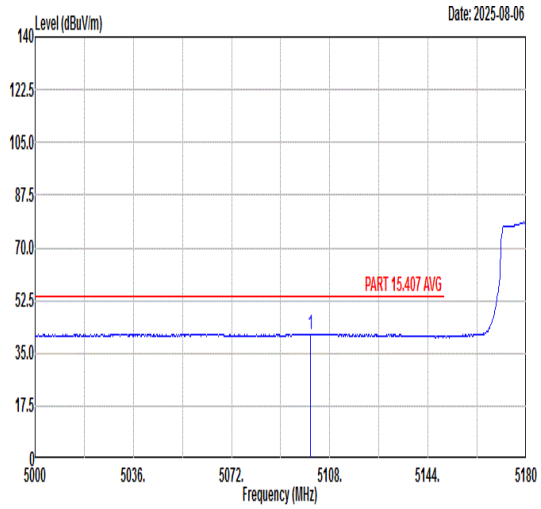 Freq Level Limit Line Margin (dB) Read Level Ant Factor Cable Loss Preamp Factor APos TPos Remark MHz dBuV/m dBuV/m dBuV dB/m dB dB cm deg 1 5100.80 41.33 54.00 -12.67 31.11 35.26 8.44 33.48 200 42 AVERAGE	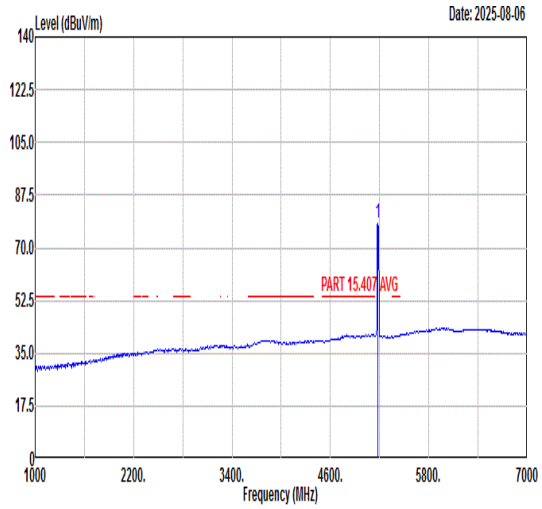 Freq Level Limit Line Margin (dB) Read Level Ant Factor Cable Loss Preamp Factor APos TPos Remark MHz dBuV/m dBuV/m dBuV dB/m dB dB cm deg 1 5180.00 78.32 ------ ------ 67.88 35.31 8.59 33.46 200 42 AVERAGE

Mode	48	
	Harmonic	
	U-NII-1_5.15-5.25_802.11n HT20_CH36_5180MHz	
ANT	22	
Pol.	Horizontal	Vertical
Peak Avg	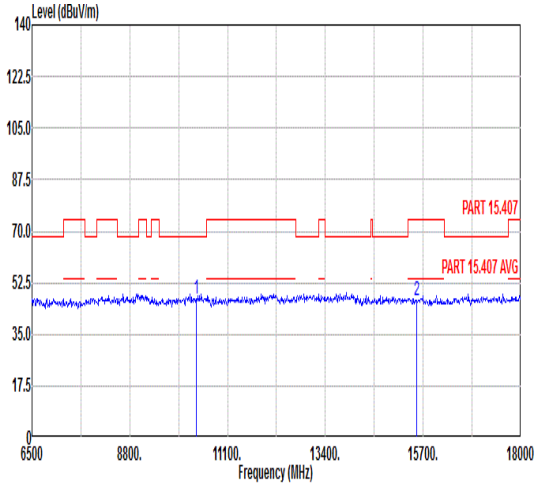 Freq Level Limit Line Margin Read Level Ant Factor Cable Loss Preamp Factor APos TPos Remark MHz dBuV/m dBuV/m dB dBuV dB/m dB dB cm deg 1 10360.00 46.90 68.30 -21.40 60.13 38.47 12.06 63.76 --- --- Peak 2 15540.00 46.39 74.00 -27.61 54.87 41.32 14.58 64.38 --- --- Peak	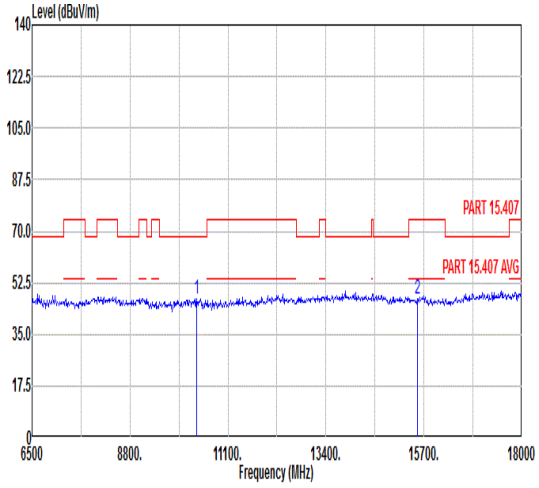 Freq Level Limit Line Margin Read Level Ant Factor Cable Loss Preamp Factor APos TPos Remark MHz dBuV/m dBuV/m dB dBuV dB/m dB dB cm deg 1 10360.00 47.17 68.30 -21.13 60.40 38.47 12.06 63.76 --- --- Peak 2 15540.00 46.81 74.00 -27.19 55.29 41.32 14.58 64.38 --- --- Peak

Mode	49	
	Harmonic	
	U-NII-1_5.15-5.25_802.11n HT20_CH44_5220MHz	
ANT	22	
Pol.	Horizontal	Vertical
Peak Avg	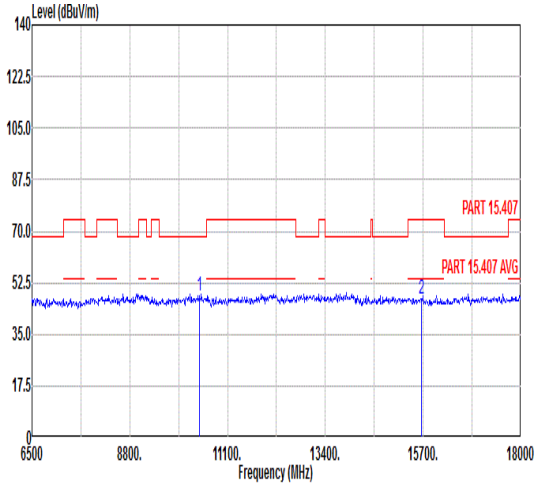 Freq Level Limit Line Margin Read Level Ant Factor Cable Loss Preamp Factor APos TPos Remark MHz dBuV/m dBuV/m dB dBuV dB/m dB dB cm deg 1 10440.00 47.98 68.30 -20.32 61.09 38.49 12.12 63.72 --- --- Peak 2 15660.00 47.02 74.00 -26.98 55.44 41.40 14.64 64.46 --- --- Peak	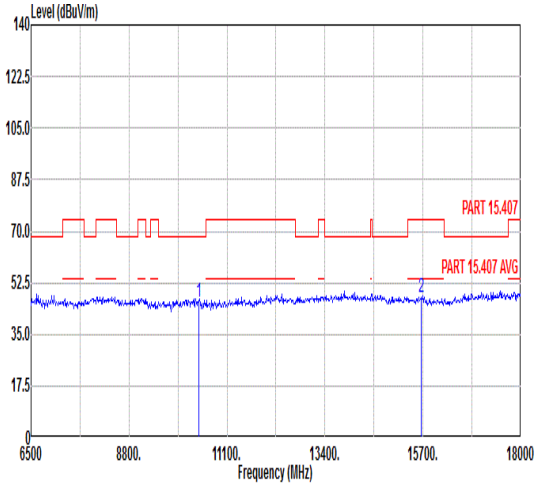 Freq Level Limit Line Margin Read Level Ant Factor Cable Loss Preamp Factor APos TPos Remark MHz dBuV/m dBuV/m dB dBuV dB/m dB dB cm deg 1 10440.00 45.80 68.30 -22.50 58.91 38.49 12.12 63.72 --- --- Peak 2 15660.00 47.32 74.00 -26.68 55.74 41.40 14.64 64.46 --- --- Peak

Mode	50	
	Band Edge - L	
	U-NII-1_5.15-5.25_802.11n HT20_CH48_5240MHz	
ANT	22	
Pol.	Horizontal	Fundamental
Peak	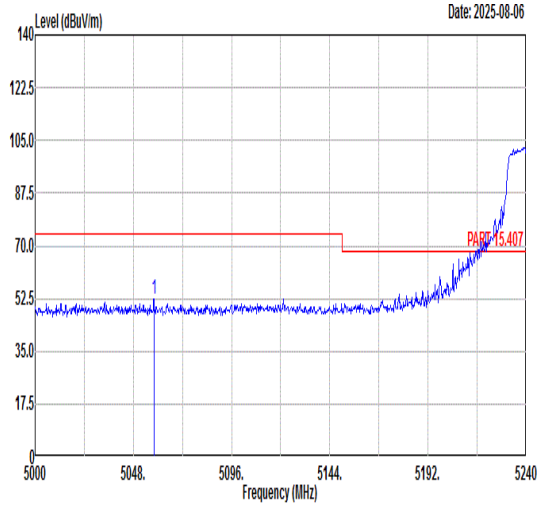 Freq Level Limit Line Margin (dB) Read Level Ant Factor Cable Loss Preamp Factor APos TPos Remark MHz dBuV/m dBuV/m dBuV dB/m dB dB cm deg 1 5058.08 52.34 74.00 -21.66 42.23 35.23 8.37 33.49 106 46 PEAK	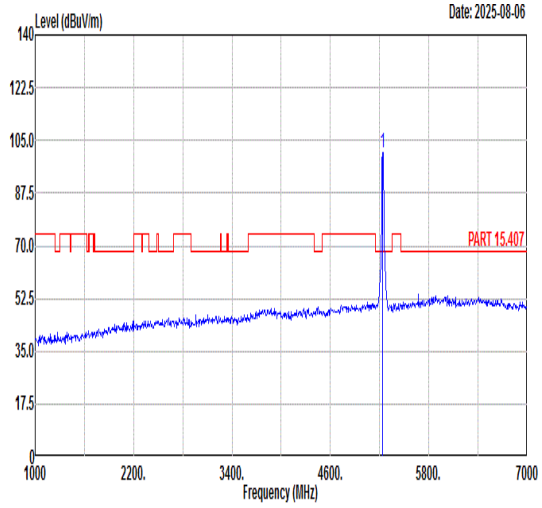 Freq Level Limit Line Margin (dB) Read Level Ant Factor Cable Loss Preamp Factor APos TPos Remark MHz dBuV/m dBuV/m dBuV dB/m dB dB cm deg 1 5240.00 101.06 ------ ------ 90.35 35.35 8.81 33.45 200 42 PEAK
Avg	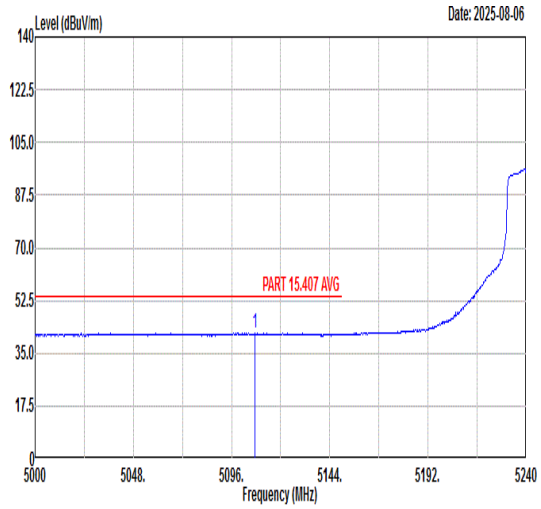 Freq Level Limit Line Margin (dB) Read Level Ant Factor Cable Loss Preamp Factor APos TPos Remark MHz dBuV/m dBuV/m dBuV dB/m dB dB cm deg 1 5107.52 41.73 54.00 -12.27 31.49 35.26 8.46 33.48 106 46 AVERAGE	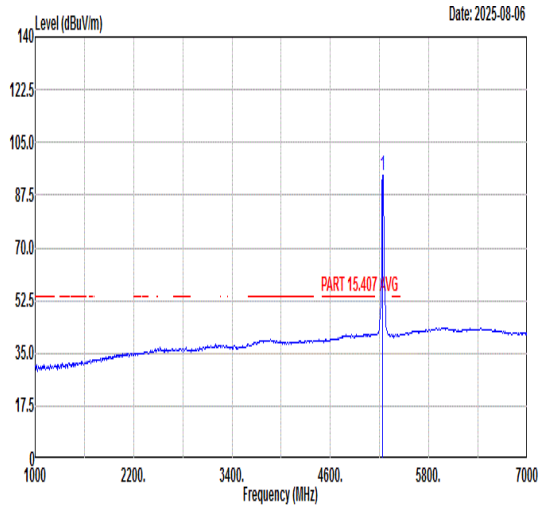 Freq Level Limit Line Margin (dB) Read Level Ant Factor Cable Loss Preamp Factor APos TPos Remark MHz dBuV/m dBuV/m dBuV dB/m dB dB cm deg 1 5240.00 94.09 ------ ------ 83.38 35.35 8.81 33.45 200 42 AVERAGE

Mode	50	
	Band Edge - R	
	U-NII-1_5.15-5.25_802.11n HT20_CH48_5240MHz	
ANT	22	
Pol.	Horizontal	Fundamental
Peak	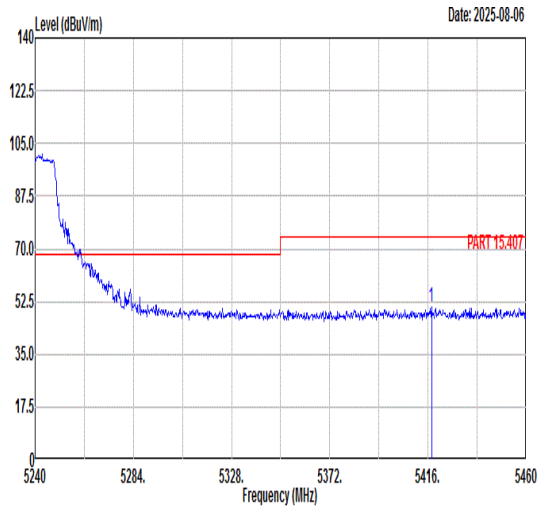 Freq Level Limit Line Margin (dB) Read Level Ant Factor Cable Loss Preamp Factor APos TPos Remark MHz dBuV/m dBuV/m dBuV dB/m dB dB cm deg 1 5417.54 50.56 74.00 -23.44 38.86 35.45 9.67 33.42 200 42 PEAK	Blank
Avg	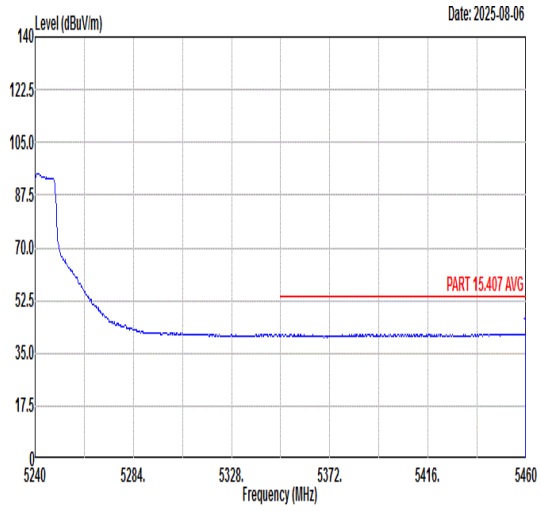 Freq Level Limit Line Margin (dB) Read Level Ant Factor Cable Loss Preamp Factor APos TPos Remark MHz dBuV/m dBuV/m dBuV dB/m dB dB cm deg 1 5459.56 41.46 54.00 -12.54 29.70 35.48 9.69 33.41 200 42 AVERAGE	Blank

Mode	50	
	Band Edge - L	
	U-NII-1_5.15-5.25_802.11n HT20_CH48_5240MHz	
ANT	22	
Pol.	Vertical	Fundamental
Peak	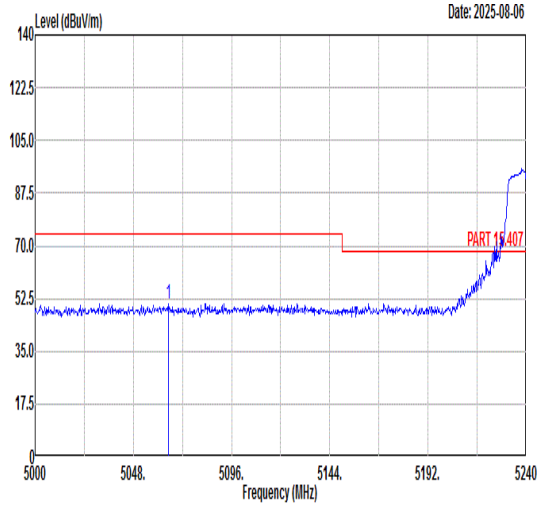 Freq Level Limit Line Margin (dB) Read Level Ant Factor Cable Loss Preamp Factor APos TPos Remark MHz dBuV/m dBuV/m dBuV dB/m dB dB cm deg 1 5065.28 50.82 74.00 -23.18 40.69 35.24 8.38 33.49 392 203 PEAK	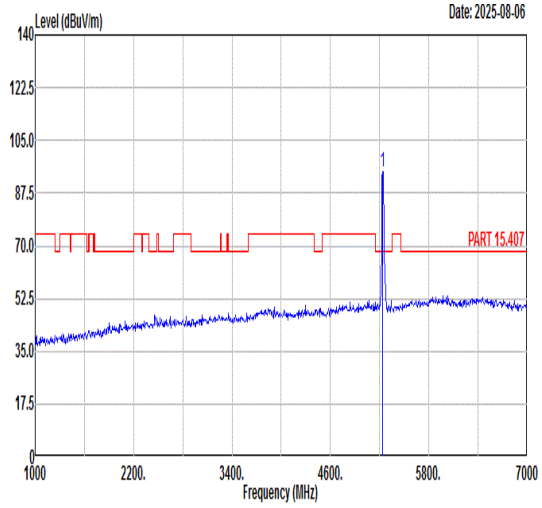 Freq Level Limit Line Margin (dB) Read Level Ant Factor Cable Loss Preamp Factor APos TPos Remark MHz dBuV/m dBuV/m dBuV dB/m dB dB cm deg 1 5240.00 94.77 ------ ------ 84.06 35.35 8.81 33.45 392 203 PEAK
Avg	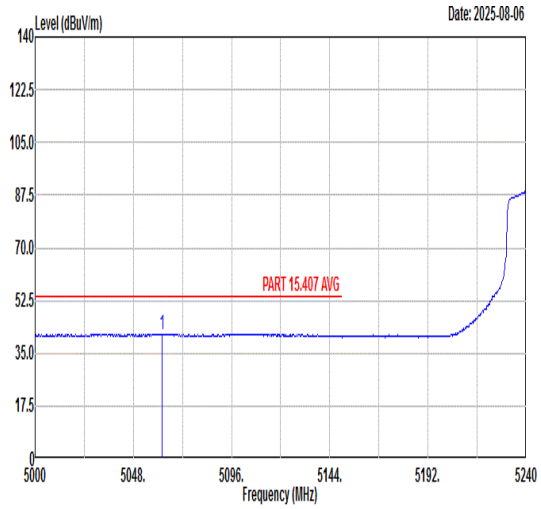 Freq Level Limit Line Margin (dB) Read Level Ant Factor Cable Loss Preamp Factor APos TPos Remark MHz dBuV/m dBuV/m dBuV dB/m dB dB cm deg 1 5061.92 41.43 54.00 -12.57 31.31 35.24 8.37 33.49 392 203 AVERAGE	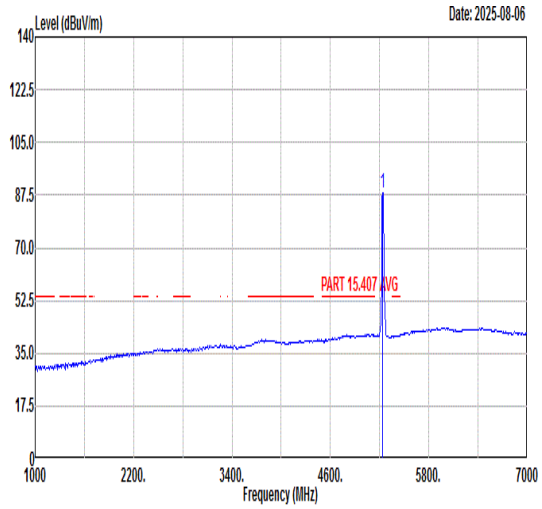 Freq Level Limit Line Margin (dB) Read Level Ant Factor Cable Loss Preamp Factor APos TPos Remark MHz dBuV/m dBuV/m dBuV dB/m dB dB cm deg 1 5240.00 88.35 ------ ------ 77.64 35.35 8.81 33.45 392 203 AVERAGE

Mode	50	
	Band Edge - R	
	U-NII-1_5.15-5.25_802.11n HT20_CH48_5240MHz	
ANT	22	
Pol.	Vertical	Fundamental
Peak	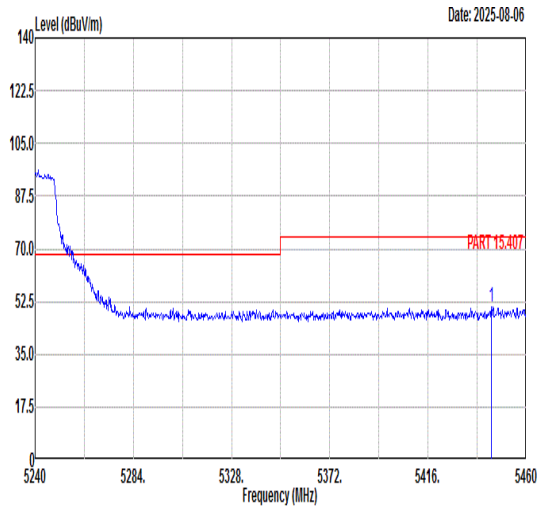 Freq Level Limit Line Margin (dB) Read Level Ant Factor Cable Loss Preamp Factor APos TPos Remark MHz dBuV/m dBuV/m dBuV dB/m dB dB cm deg 1 5444.38 50.60 74.00 -23.40 38.86 35.47 9.68 33.41 392 203 PEAK	Blank
Avg	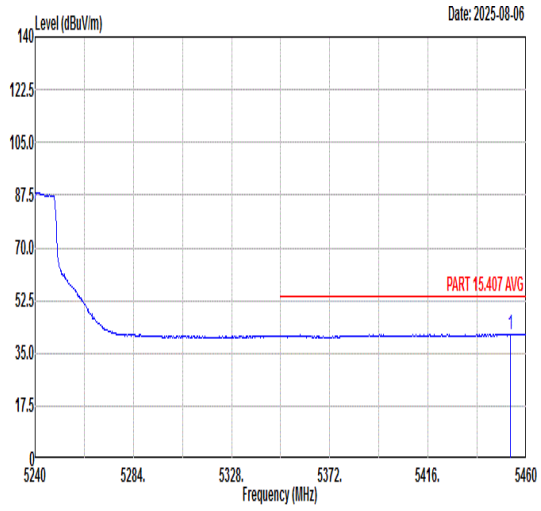 Freq Level Limit Line Margin (dB) Read Level Ant Factor Cable Loss Preamp Factor APos TPos Remark MHz dBuV/m dBuV/m dBuV dB/m dB dB cm deg 1 5452.96 41.37 54.00 -12.63 29.63 35.47 9.68 33.41 392 203 AVERAGE	Blank

Mode	50	
	Harmonic	
	U-NII-1_5.15-5.25_802.11n HT20_CH48_5240MHz	
ANT	22	
Pol.	Horizontal	Vertical
Peak Avg	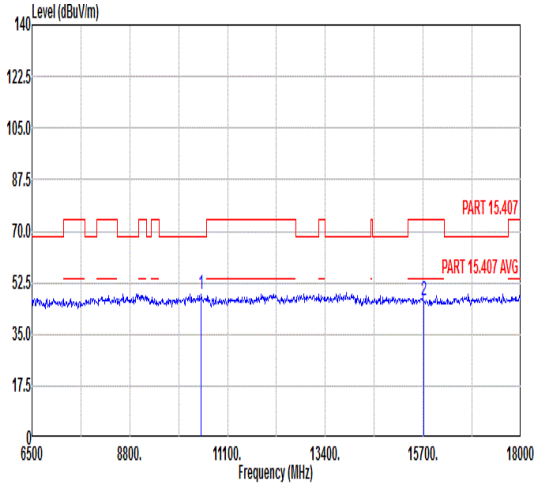 Freq Level Limit Line Margin Read Level Ant Factor Cable Loss Preamp Factor APos TPos Remark MHz dBuV/m dBuV/m dB dBuV dB/m dB dB cm deg 1 10480.00 48.47 68.30 -19.83 61.53 38.50 12.15 63.71 --- --- Peak 2 15720.00 46.40 74.00 -27.60 54.81 41.43 14.66 64.50 --- --- Peak	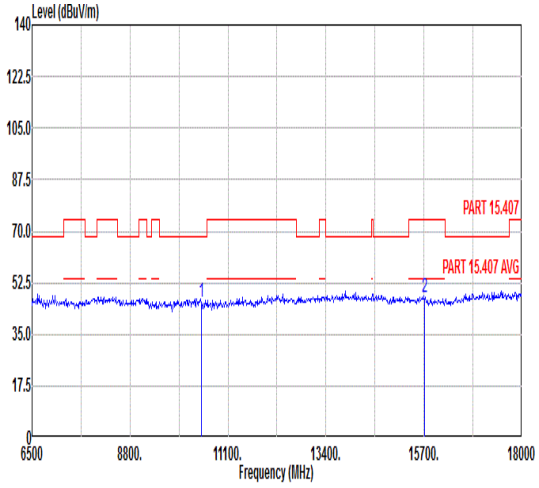 Freq Level Limit Line Margin Read Level Ant Factor Cable Loss Preamp Factor APos TPos Remark MHz dBuV/m dBuV/m dB dBuV dB/m dB dB cm deg 1 10480.00 46.07 68.30 -22.23 59.13 38.50 12.15 63.71 --- --- Peak 2 15720.00 47.44 74.00 -26.56 55.85 41.43 14.66 64.50 --- --- Peak

Mode	51	
	Band Edge - L	
	U-NII-2A_5.25-5.35_802.11n HT20_CH52_5260MHz	
ANT	22	
Pol.	Horizontal	Fundamental
Peak	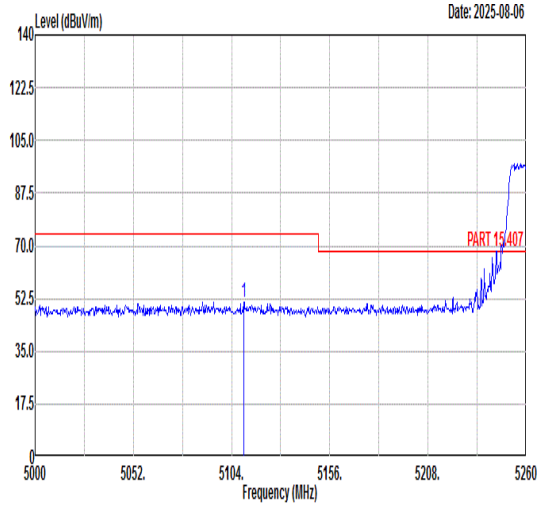 Freq Level Limit Line Margin (dB) Read Level Ant Factor Cable Loss Preamp Factor APos TPos Remark MHz dBuV/m dBuV/m dBuV dB/m dB dB cm deg 1 5110.50 51.21 74.00 -22.79 40.96 35.27 8.46 33.48 200 42 PEAK	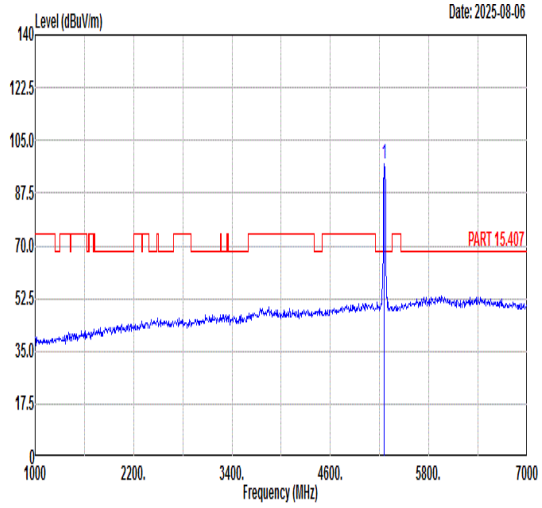 Freq Level Limit Line Margin (dB) Read Level Ant Factor Cable Loss Preamp Factor APos TPos Remark MHz dBuV/m dBuV/m dBuV dB/m dB dB cm deg 1 5260.00 97.31 ------ ------ 86.50 35.36 8.90 33.45 200 42 PEAK
Avg	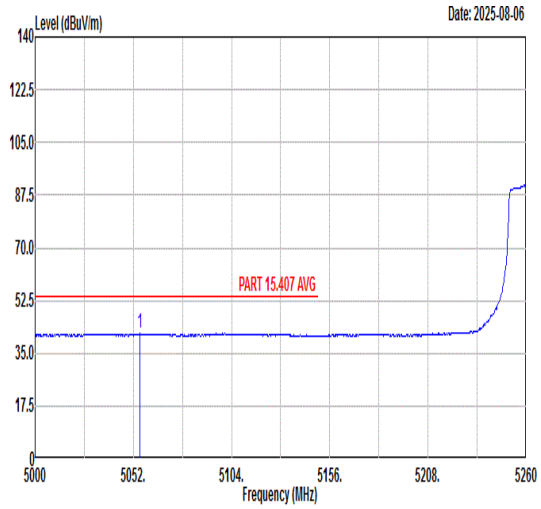 Freq Level Limit Line Margin (dB) Read Level Ant Factor Cable Loss Preamp Factor APos TPos Remark MHz dBuV/m dBuV/m dBuV dB/m dB dB cm deg 1 5055.38 41.57 54.00 -12.43 31.47 35.23 8.36 33.49 200 42 AVERAGE	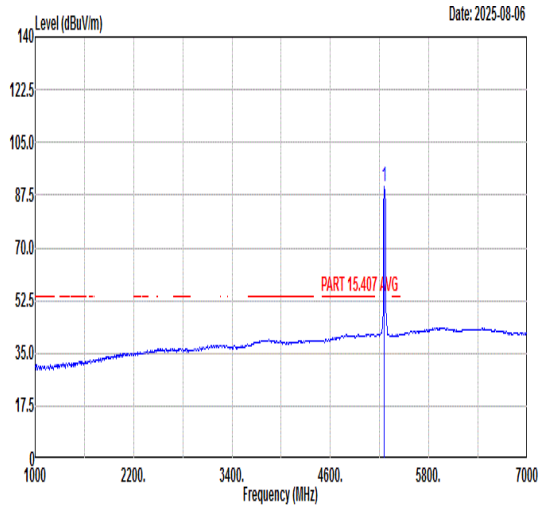 Freq Level Limit Line Margin (dB) Read Level Ant Factor Cable Loss Preamp Factor APos TPos Remark MHz dBuV/m dBuV/m dBuV dB/m dB dB cm deg 1 5260.00 90.50 ------ ------ 79.69 35.36 8.90 33.45 200 42 AVERAGE

Mode	51	
	Band Edge - R	
	U-NII-2A_5.25-5.35_802.11n HT20_CH52_5260MHz	
ANT	22	
Pol.	Horizontal	Fundamental
Peak	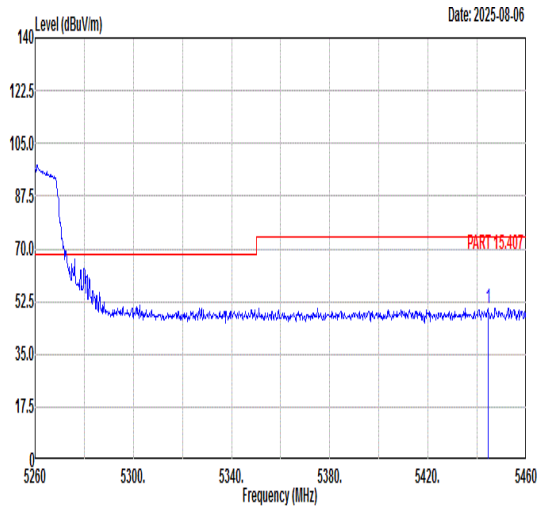 Freq Level Limit Line Margin (dB) Read Level Ant Factor Cable Loss Preamp Factor APos TPos Remark MHz dBuV/m dBuV/m dBuV dB/m dB dB cm deg 1 5444.40 50.27 74.00 -23.73 38.53 35.47 9.68 33.41 200 42 PEAK	Blank
Avg	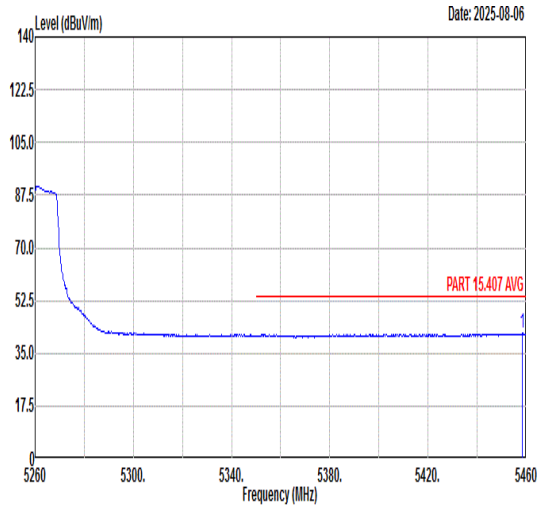 Freq Level Limit Line Margin (dB) Read Level Ant Factor Cable Loss Preamp Factor APos TPos Remark MHz dBuV/m dBuV/m dBuV dB/m dB dB cm deg 1 5458.40 41.53 54.00 -12.47 29.77 35.48 9.69 33.41 200 42 AVERAGE	Blank

Mode	51	
	Band Edge - L	
	U-NII-2A_5.25-5.35_802.11n HT20_CH52_5260MHz	
ANT	22	
Pol.	Vertical	Fundamental
Peak	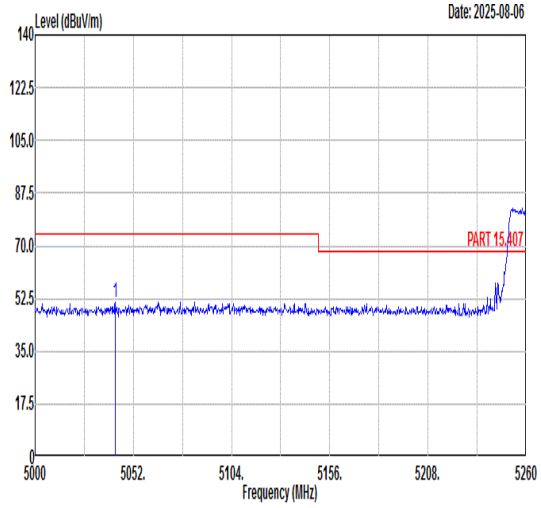 Freq Level Limit Line Margin (dB) Read Level Ant Factor Cable Loss Preamp Factor APos TPos Remark MHz dBuV/m dBuV/m dBuV dB/m dB dB cm deg 1 5042.38 51.40 74.00 -22.60 41.32 35.23 8.34 33.49 400 188 PEAK	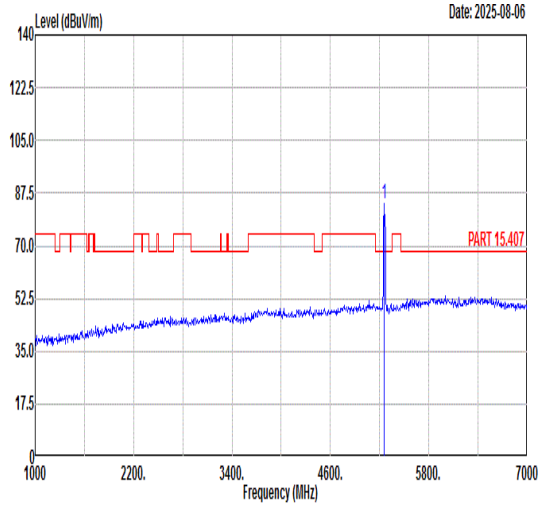 Freq Level Limit Line Margin (dB) Read Level Ant Factor Cable Loss Preamp Factor APos TPos Remark MHz dBuV/m dBuV/m dBuV dB/m dB dB cm deg 1 5260.00 83.74 ------ ------ 72.97 35.35 8.87 33.45 400 188 PEAK
Avg	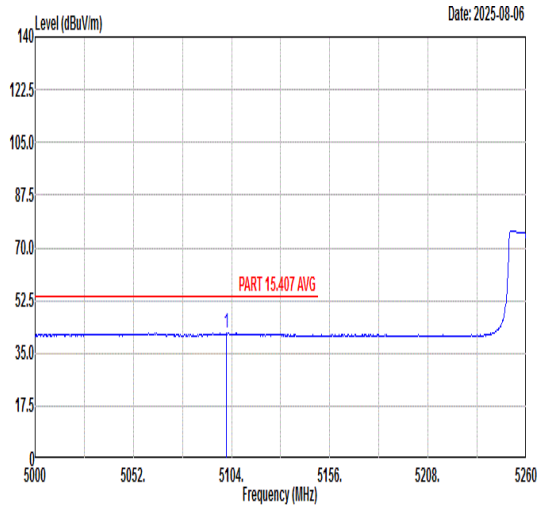 Freq Level Limit Line Margin (dB) Read Level Ant Factor Cable Loss Preamp Factor APos TPos Remark MHz dBuV/m dBuV/m dBuV dB/m dB dB cm deg 1 5101.14 41.62 54.00 -12.38 31.39 35.26 8.45 33.48 400 188 AVERAGE	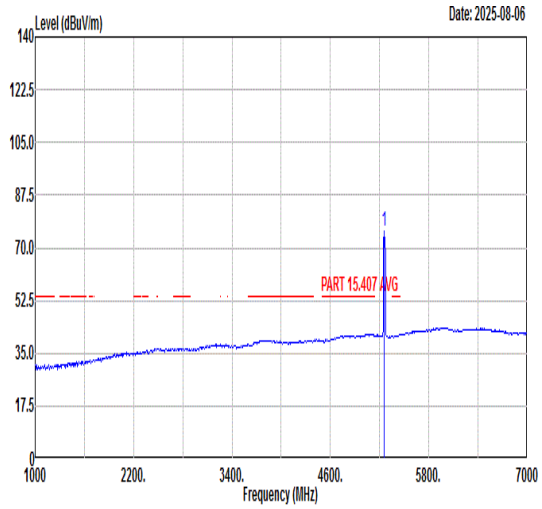 Freq Level Limit Line Margin (dB) Read Level Ant Factor Cable Loss Preamp Factor APos TPos Remark MHz dBuV/m dBuV/m dBuV dB/m dB dB cm deg 1 5260.00 75.62 ------ ------ 64.85 35.35 8.87 33.45 400 188 AVERAGE

Mode	51	
	Band Edge - R	
	U-NII-2A_5.25-5.35_802.11n HT20_CH52_5260MHz	
ANT	22	
Pol.	Vertical	Fundamental
Peak	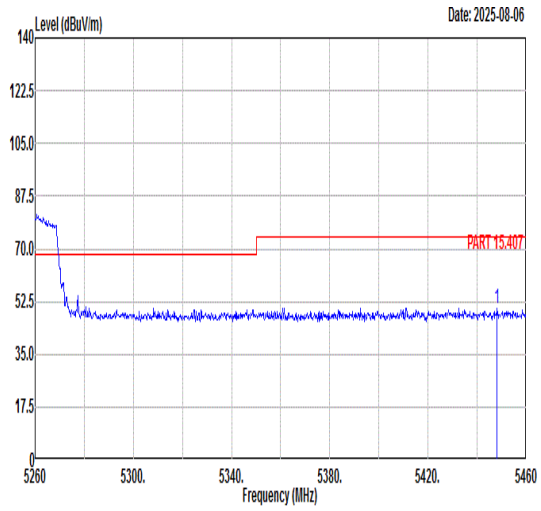 Freq Level Limit Line Margin (dB) Read Level Ant Factor Cable Loss Preamp Factor APos TPos Remark MHz dBuV/m dBuV/m dBuV dB/m dB dB cm deg 1 5448.20 50.33 74.00 -23.67 38.59 35.47 9.68 33.41 400 188 PEAK	Blank
Avg	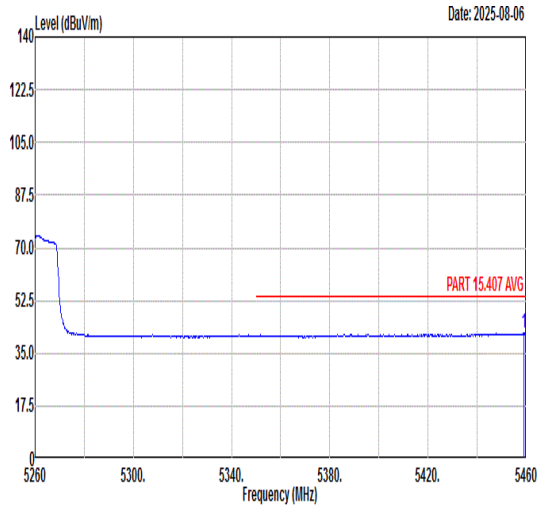 Freq Level Limit Line Margin (dB) Read Level Ant Factor Cable Loss Preamp Factor APos TPos Remark MHz dBuV/m dBuV/m dBuV dB/m dB dB cm deg 1 5459.00 41.64 54.00 -12.36 29.88 35.48 9.69 33.41 400 188 AVERAGE	Blank

Mode	51	
	Harmonic	
	U-NII-2A_5.25-5.35_802.11n HT20_CH52_5260MHz	
ANT	22	
Pol.	Horizontal	Vertical
Peak Avg	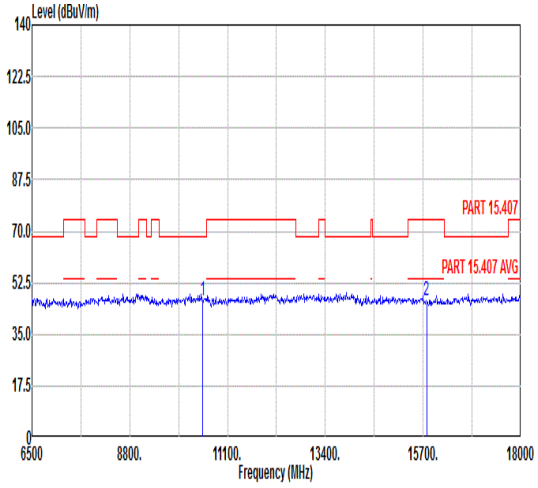 Freq Level Limit Line Margin Read Level Ant Factor Cable Loss Preamp Factor APos TPos Remark MHz dBuV/m dBuV/m dB dBuV dB/m dB dB cm deg 1 10520.00 46.31 68.30 -21.99 59.32 38.50 12.18 63.69 --- --- Peak 2 15780.00 46.61 74.00 -27.39 55.00 41.47 14.69 64.55 --- --- Peak	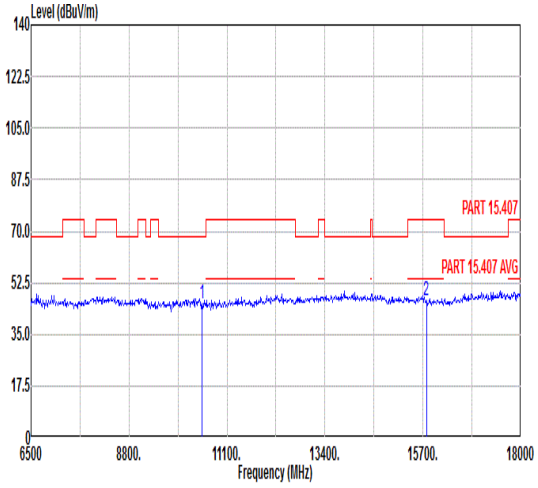 Freq Level Limit Line Margin Read Level Ant Factor Cable Loss Preamp Factor APos TPos Remark MHz dBuV/m dBuV/m dB dBuV dB/m dB dB cm deg 1 10520.00 45.21 68.30 -23.09 58.22 38.50 12.18 63.69 --- --- Peak 2 15780.00 46.38 74.00 -27.62 54.77 41.47 14.69 64.55 --- --- Peak

Mode	52	
	Harmonic	
	U-NII-2A_5.25-5.35_802.11n HT20_CH60_5300MHz	
ANT	22	
Pol.	Horizontal	Vertical
Peak Avg	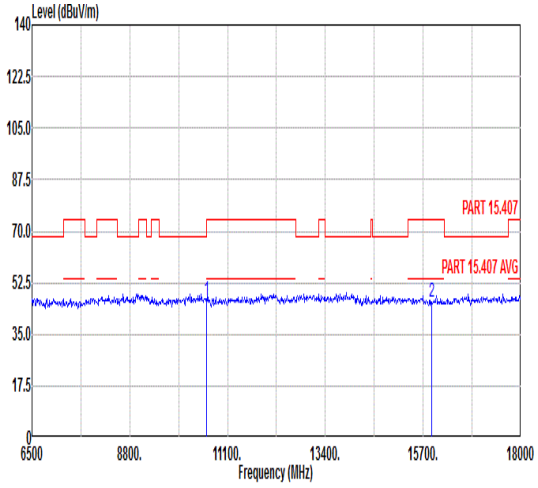 Freq Level Limit Line Margin Read Level Ant Factor Cable Loss Preamp Factor APos TPos Remark MHz dBuV/m dBuV/m dB dBuV dB/m dB dB cm deg 1 10600.00 46.51 74.00 -27.49 59.42 38.52 12.23 63.66 --- --- Peak 2 15900.00 45.73 74.00 -28.27 54.07 41.54 14.75 64.63 --- --- Peak	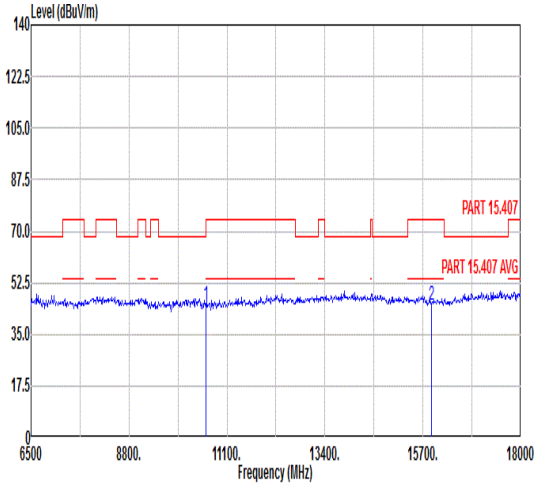 Freq Level Limit Line Margin Read Level Ant Factor Cable Loss Preamp Factor APos TPos Remark MHz dBuV/m dBuV/m dB dBuV dB/m dB dB cm deg 1 10600.00 45.02 74.00 -28.98 57.93 38.52 12.23 63.66 --- --- Peak 2 15900.00 45.07 74.00 -28.93 53.41 41.54 14.75 64.63 --- --- Peak

Mode	53	
	Band Edge	
	U-NII-2A_5.25-5.35_802.11n HT20_CH64_5320MHz	
ANT	22	
Pol.	Horizontal	Fundamental
Peak	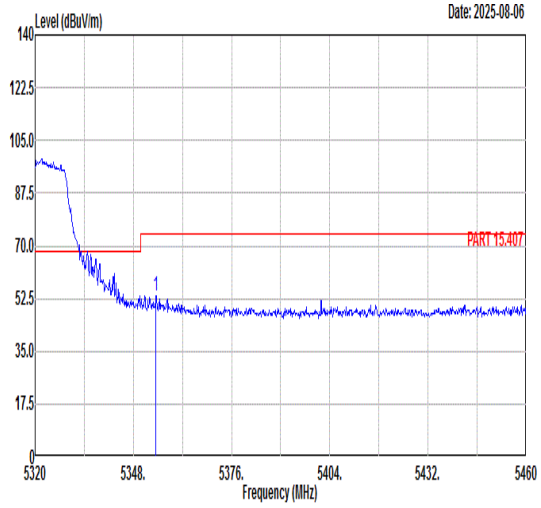 Freq Level Limit Line Margin (dB) Read Level Ant Factor Cable Loss Preamp Factor APos TPos Remark MHz dBuV/m dBuV/m dBuV dB/m dB dB cm deg 1 5354.44 53.47 74.00 -20.53 42.10 35.41 9.39 33.43 400 56 PEAK	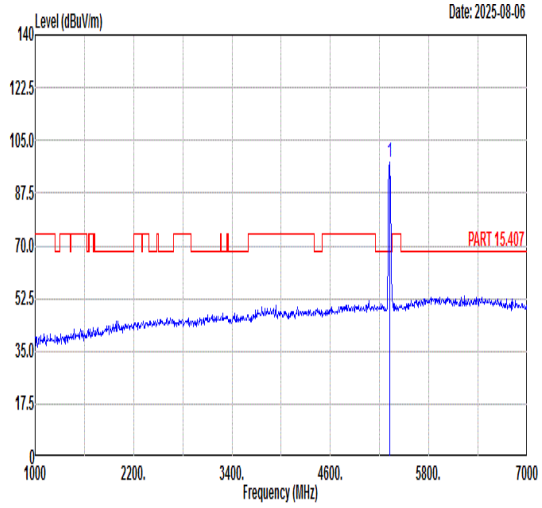 Freq Level Limit Line Margin (dB) Read Level Ant Factor Cable Loss Preamp Factor APos TPos Remark MHz dBuV/m dBuV/m dBuV dB/m dB dB cm deg 1 5320.00 97.74 ------ ------ 86.58 35.39 9.21 33.44 400 56 PEAK
Avg	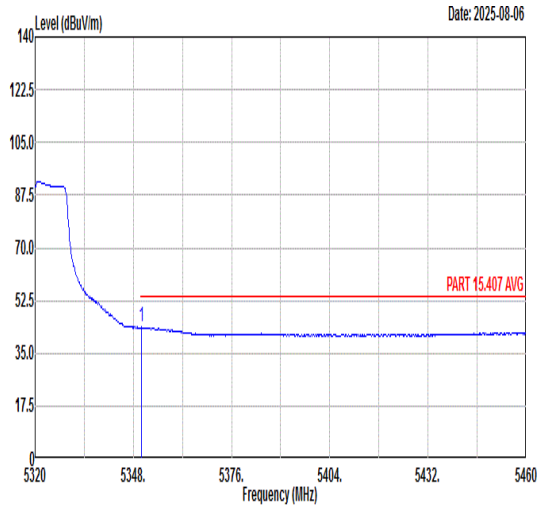 Freq Level Limit Line Margin (dB) Read Level Ant Factor Cable Loss Preamp Factor APos TPos Remark MHz dBuV/m dBuV/m dBuV dB/m dB dB cm deg 1 5350.24 43.61 54.00 -10.39 32.26 35.41 9.37 33.43 400 56 AVERAGE	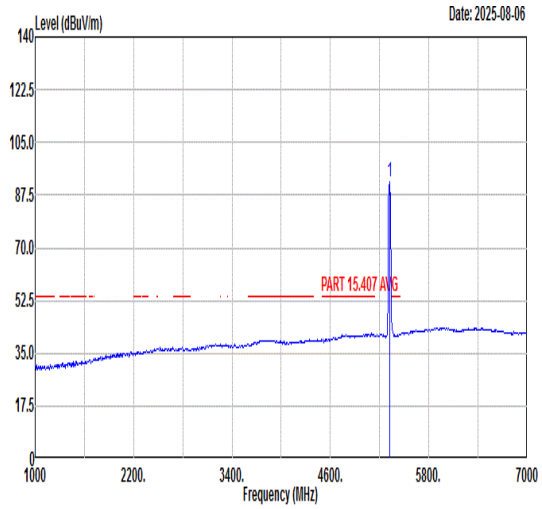 Freq Level Limit Line Margin (dB) Read Level Ant Factor Cable Loss Preamp Factor APos TPos Remark MHz dBuV/m dBuV/m dBuV dB/m dB dB cm deg 1 5320.00 91.71 ------ ------ 80.55 35.39 9.21 33.44 400 56 AVERAGE

Mode	53	
	Band Edge	
	U-NII-2A_5.25-5.35_802.11n HT20_CH64_5320MHz	
ANT	22	
Pol.	Vertical	Fundamental
Peak	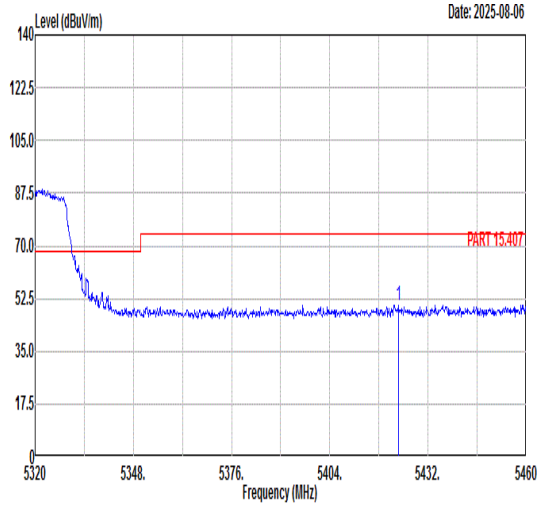 Freq Level Limit Line Margin (dB) Read Level Ant Factor Cable Loss Preamp Factor APos TPos Remark MHz dBuV/m dBuV/m dBuV dB/m dB dB cm deg 1 5423.60 50.32 74.00 -23.68 38.62 35.45 9.67 33.42 400 188 PEAK	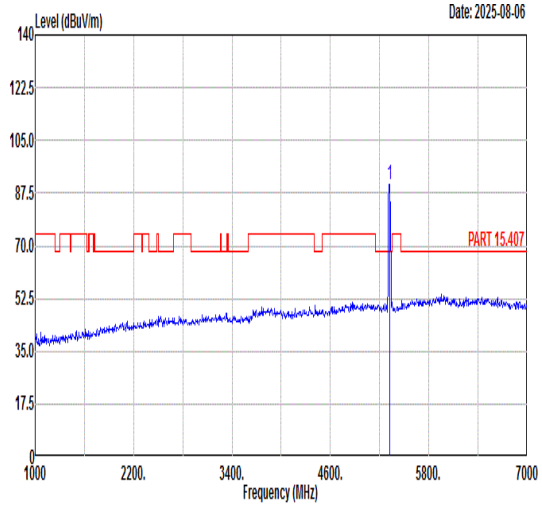 Freq Level Limit Line Margin (dB) Read Level Ant Factor Cable Loss Preamp Factor APos TPos Remark MHz dBuV/m dBuV/m dBuV dB/m dB dB cm deg 1 5320.00 90.15 ------ ------ 79.02 35.39 9.18 33.44 400 188 PEAK
Avg	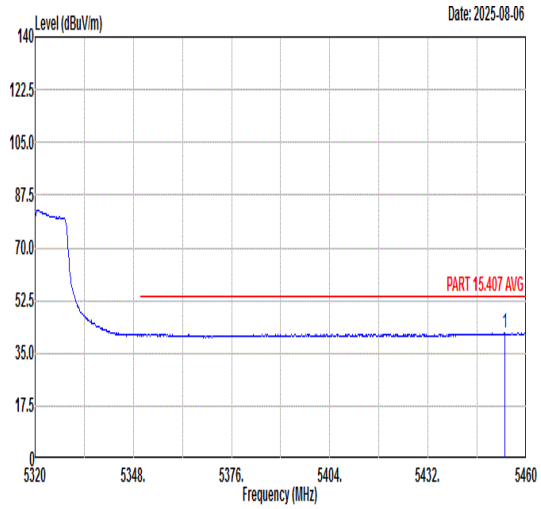 Freq Level Limit Line Margin (dB) Read Level Ant Factor Cable Loss Preamp Factor APos TPos Remark MHz dBuV/m dBuV/m dBuV dB/m dB dB cm deg 1 5453.98 41.69 54.00 -12.31 29.95 35.47 9.68 33.41 400 188 AVERAGE	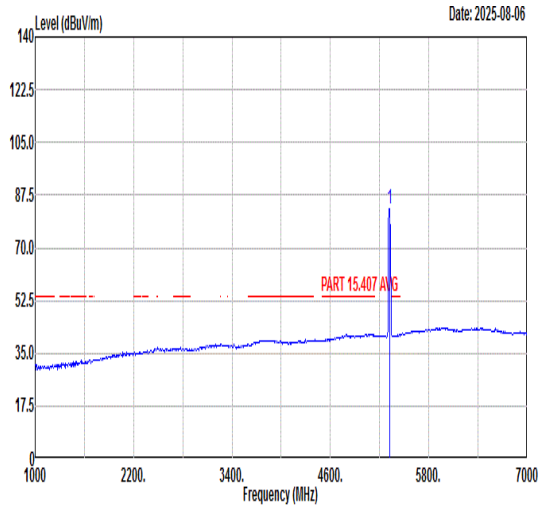 Freq Level Limit Line Margin (dB) Read Level Ant Factor Cable Loss Preamp Factor APos TPos Remark MHz dBuV/m dBuV/m dBuV dB/m dB dB cm deg 1 5320.00 82.85 ------ ------ 71.69 35.39 9.21 33.44 400 188 AVERAGE

Mode	53	
	Harmonic	
	U-NII-2A_5.25-5.35_802.11n HT20_CH64_5320MHz	
ANT	22	
Pol.	Horizontal	Vertical
Peak Avg	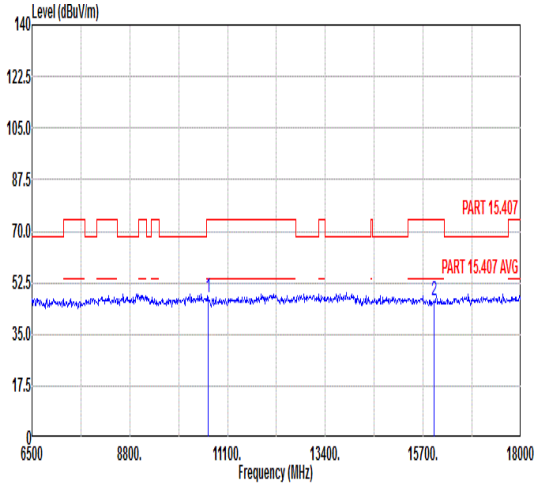 Freq Level Limit Line Margin Read Level Ant Factor Cable Loss Preamp Factor APos TPos Remark MHz dBuV/m dBuV/m dB dBuV dB/m dB dB cm deg 1 10640.00 47.42 74.00 -26.58 60.27 38.53 12.26 63.64 --- --- Peak 2 15960.00 46.39 74.00 -27.61 54.71 41.58 14.77 64.67 --- --- Peak	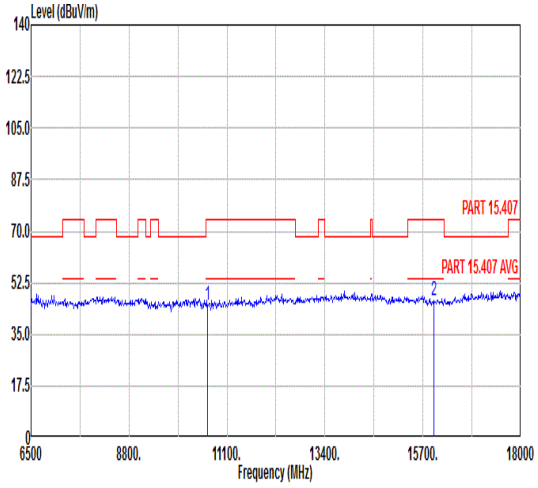 Freq Level Limit Line Margin Read Level Ant Factor Cable Loss Preamp Factor APos TPos Remark MHz dBuV/m dBuV/m dB dBuV dB/m dB dB cm deg 1 10640.00 44.74 74.00 -29.26 57.59 38.53 12.26 63.64 --- --- Peak 2 15960.00 46.45 74.00 -27.55 54.77 41.58 14.77 64.67 --- --- Peak

Mode	54	
	Band Edge	
	U-NII-2C_5.47-5.725_802.11n HT20_CH100_5500MHz	
ANT	22	
Pol.	Horizontal	Fundamental
Peak	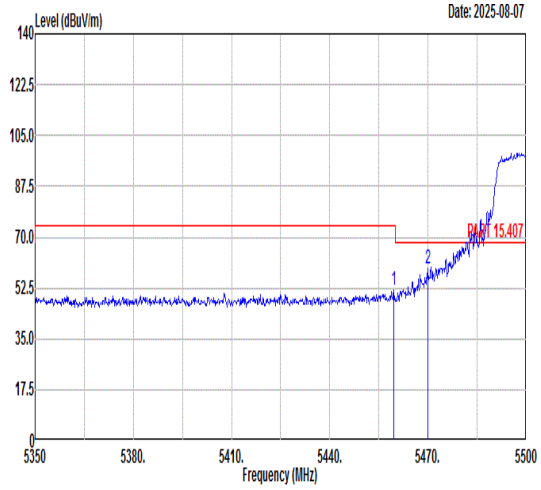 Freq Level Limit Line Margin (dB) Read Level Ant Factor Cable Loss Preamp Factor APos TPos Remark MHz dBuV/m dBuV/m dBuV dB/m dB dB cm deg 1 5459.50 51.77 74.00 -22.23 40.01 35.48 9.69 33.41 300 95 PEAK 2 5469.85 59.16 68.30 -9.14 47.40 35.48 9.69 33.41 300 95 PEAK	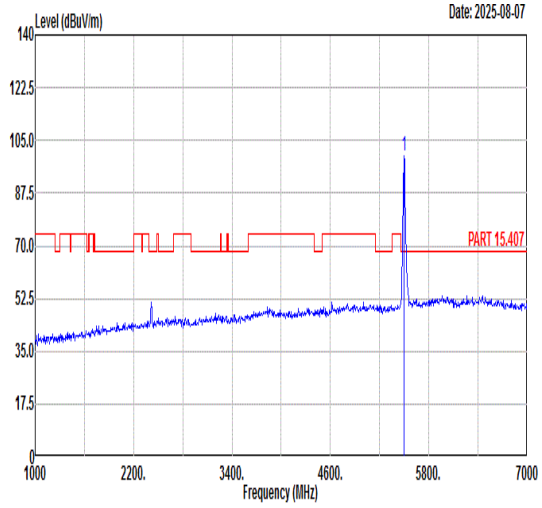 Freq Level Limit Line Margin (dB) Read Level Ant Factor Cable Loss Preamp Factor APos TPos Remark MHz dBuV/m dBuV/m dBuV dB/m dB dB cm deg 1 5500.00 99.64 ------ ------ 87.83 35.50 9.71 33.40 300 95 PEAK
Avg	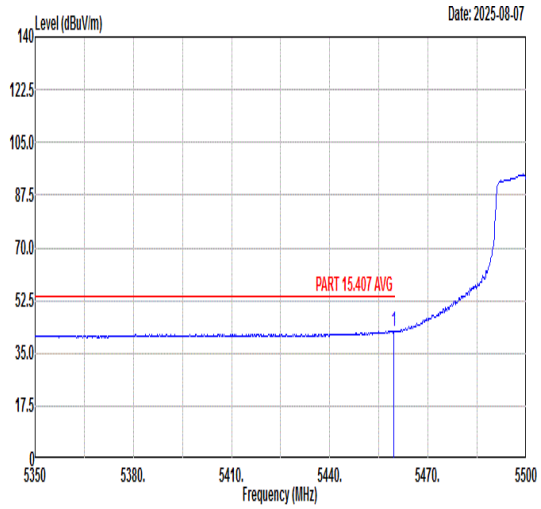 Freq Level Limit Line Margin (dB) Read Level Ant Factor Cable Loss Preamp Factor APos TPos Remark MHz dBuV/m dBuV/m dBuV dB/m dB dB cm deg 1 5459.50 42.42 54.00 -11.58 30.66 35.48 9.69 33.41 300 95 AVERAGE	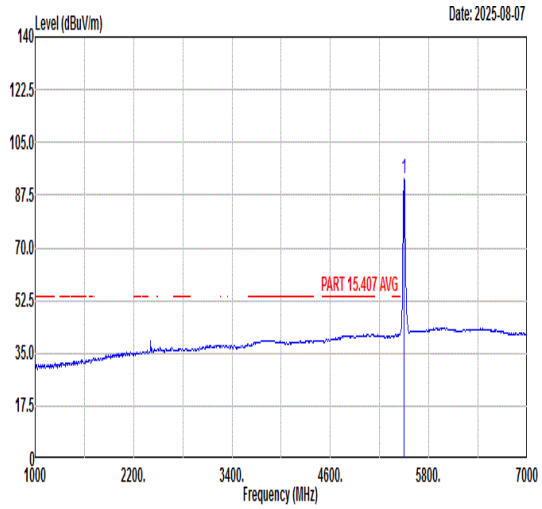 Freq Level Limit Line Margin (dB) Read Level Ant Factor Cable Loss Preamp Factor APos TPos Remark MHz dBuV/m dBuV/m dBuV dB/m dB dB cm deg 1 5500.00 93.21 ------ ------ 81.40 35.50 9.71 33.40 300 95 AVERAGE

Mode	54	
	Band Edge	
	U-NII-2C_5.47-5.725_802.11n HT20_CH100_5500MHz	
ANT	22	
Pol.	Vertical	Fundamental
Peak	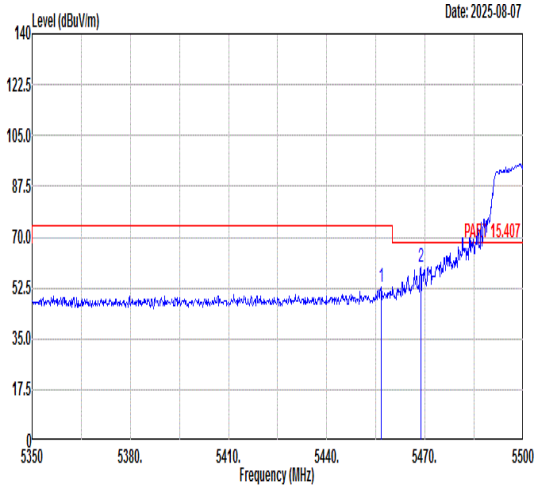 Freq Level Limit Line Margin (dB) Read Level Ant Factor Cable Loss Preamp Factor APos TPos Remark MHz dBuV/m dBuV/m dBuV dB/m dB dB cm deg 1 5456.65 52.78 74.00 -21.22 41.03 35.47 9.69 33.41 396 256 PEAK 2 5468.65 59.47 68.30 -8.83 47.71 35.48 9.69 33.41 396 256 PEAK	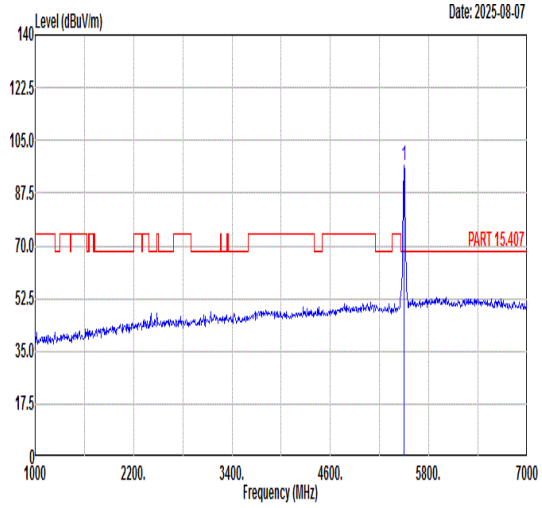 Freq Level Limit Line Margin (dB) Read Level Ant Factor Cable Loss Preamp Factor APos TPos Remark MHz dBuV/m dBuV/m dBuV dB/m dB dB cm deg 1 5500.00 96.49 ------ ------ 84.68 35.50 9.71 33.40 396 256 PEAK
Avg	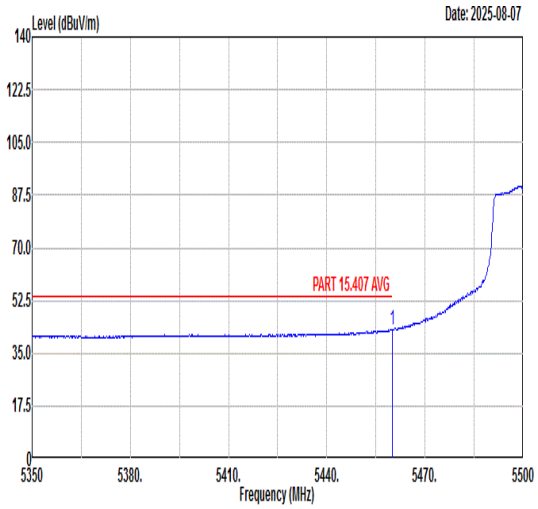 Freq Level Limit Line Margin (dB) Read Level Ant Factor Cable Loss Preamp Factor APos TPos Remark MHz dBuV/m dBuV/m dBuV dB/m dB dB cm deg 1 5459.95 42.76 54.00 -11.24 31.00 35.48 9.69 33.41 396 256 AVERAGE	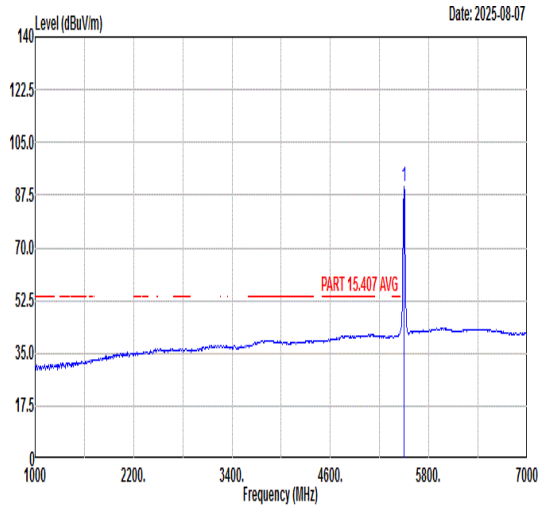 Freq Level Limit Line Margin (dB) Read Level Ant Factor Cable Loss Preamp Factor APos TPos Remark MHz dBuV/m dBuV/m dBuV dB/m dB dB cm deg 1 5500.00 90.34 ------ ------ 78.53 35.50 9.71 33.40 396 256 AVERAGE

Mode	54	
	Harmonic	
	U-NII-2C_5.47-5.725_802.11n HT20_CH100_5500MHz	
ANT	22	
Pol.	Horizontal	Vertical
Peak Avg	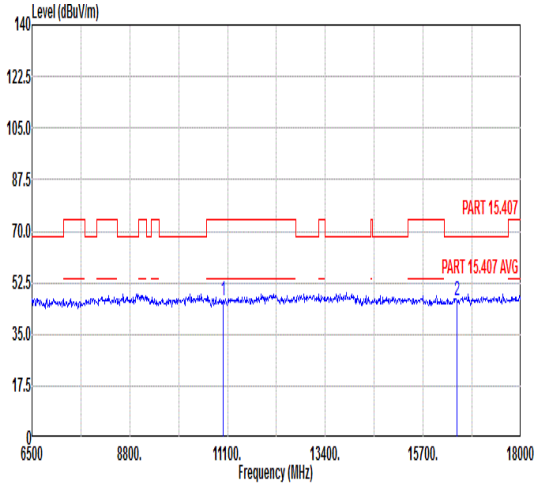 Freq Level Limit Line Margin Read Level Ant Factor Cable Loss Preamp Factor APos TPos Remark MHz dBuV/m dBuV/m dB dBuV dB/m dB dB cm deg 1 11000.00 46.55 74.00 -27.45 58.93 38.60 12.52 63.50 --- --- Peak 2 16500.00 46.58 68.30 -21.72 54.21 41.95 15.17 64.75 --- --- Peak	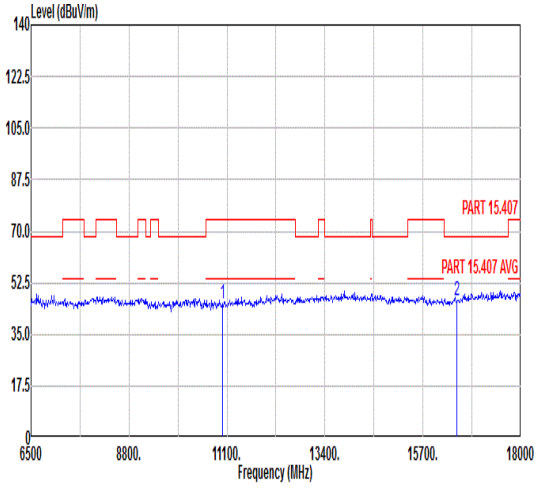 Freq Level Limit Line Margin Read Level Ant Factor Cable Loss Preamp Factor APos TPos Remark MHz dBuV/m dBuV/m dB dBuV dB/m dB dB cm deg 1 11000.00 45.33 74.00 -28.67 57.71 38.60 12.52 63.50 --- --- Peak 2 16500.00 46.59 68.30 -21.71 54.22 41.95 15.17 64.75 --- --- Peak

Mode	55	
	Harmonic	
	U-NII-2C_5.47-5.725_802.11n HT20_CH116_5580MHz	
ANT	22	
Pol.	Horizontal	Vertical
Peak Avg	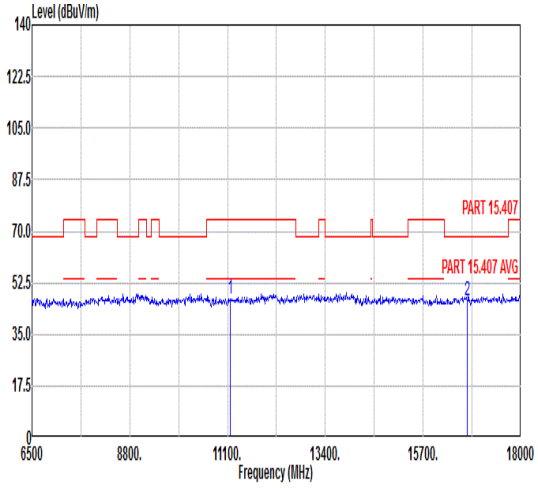 Freq Level Limit Line Margin Read Level Ant Factor Cable Loss Preamp Factor APos TPos Remark MHz dBuV/m dBuV/m dB dBuV dB/m dB dB cm deg 1 11160.00 47.07 74.00 -26.93 59.25 38.79 12.64 63.61 --- --- Peak 2 16740.00 46.67 68.30 -21.63 53.97 42.12 15.35 64.77 --- --- Peak	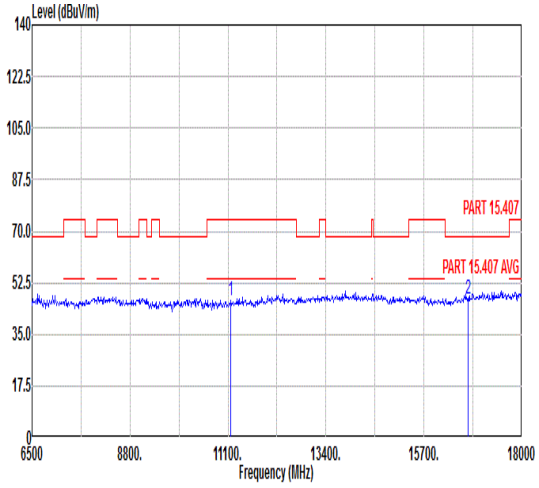 Freq Level Limit Line Margin Read Level Ant Factor Cable Loss Preamp Factor APos TPos Remark MHz dBuV/m dBuV/m dB dBuV dB/m dB dB cm deg 1 11160.00 46.28 74.00 -27.72 58.46 38.79 12.64 63.61 --- --- Peak 2 16740.00 46.95 68.30 -21.35 54.25 42.12 15.35 64.77 --- --- Peak

Mode	56	
	Band Edge	
	U-NII-2C_5.47-5.725_802.11n HT20_CH140_5700MHz	
ANT	22	
Pol.	Horizontal	Fundamental
Peak	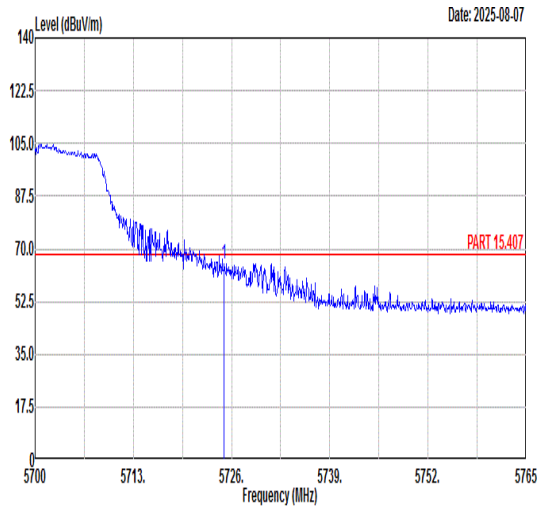 Freq Level Limit Line Margin (dB) Read Level Ant Factor Cable Loss Preamp Factor APos TPos Remark MHz dBuV/m dBuV/m dBuV dB/m dB dB cm deg 1 5725.03 65.20 68.30 -3.10 52.81 35.82 10.02 33.45 100 93 PEAK	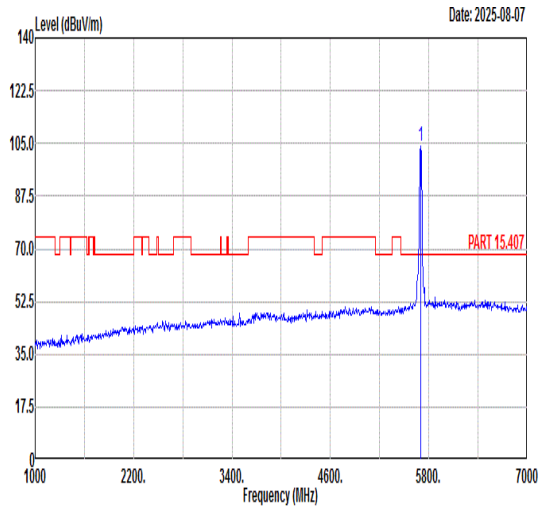 Freq Level Limit Line Margin (dB) Read Level Ant Factor Cable Loss Preamp Factor APos TPos Remark MHz dBuV/m dBuV/m dBuV dB/m dB dB cm deg 1 5700.00 104.06 ------ ------ 91.74 35.79 9.97 33.44 100 93 PEAK
Avg	Blank	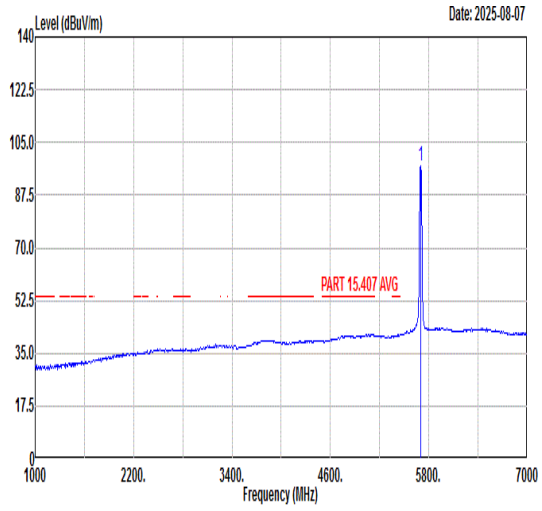 Freq Level Limit Line Margin (dB) Read Level Ant Factor Cable Loss Preamp Factor APos TPos Remark MHz dBuV/m dBuV/m dBuV dB/m dB dB cm deg 1 5700.00 97.42 ------ ------ 85.12 35.78 9.96 33.44 100 93 AVERAGE

Mode	56	
	Band Edge	
	U-NII-2C_5.47-5.725_802.11n HT20_CH140_5700MHz	
ANT	22	
Pol.	Vertical	Fundamental
Peak	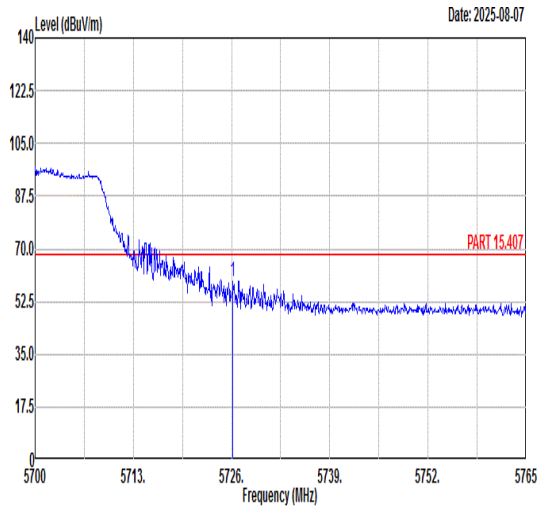 Freq Level Limit Line Margin (dB) Read Level Ant Factor Cable Loss Preamp Factor APos TPos Remark MHz dBuV/m dBuV/m dBuV dB/m dB dB cm deg 1 5726.20 59.20 68.30 -9.10 46.81 35.82 10.02 33.45 355 257 PEAK	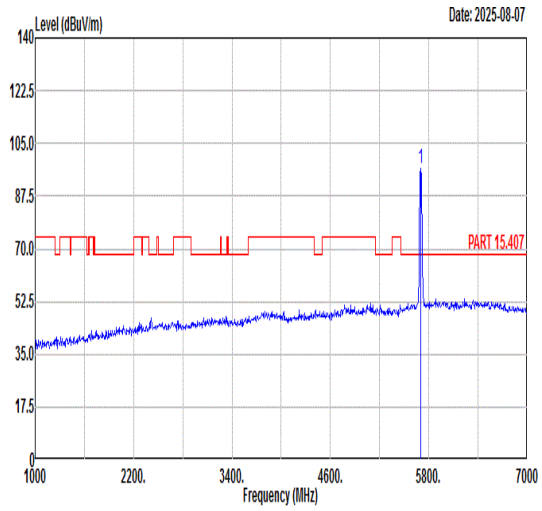 Freq Level Limit Line Margin (dB) Read Level Ant Factor Cable Loss Preamp Factor APos TPos Remark MHz dBuV/m dBuV/m dBuV dB/m dB dB cm deg 1 5700.00 96.61 ------ ------ 84.31 35.78 9.96 33.44 355 257 PEAK
Avg	Blank	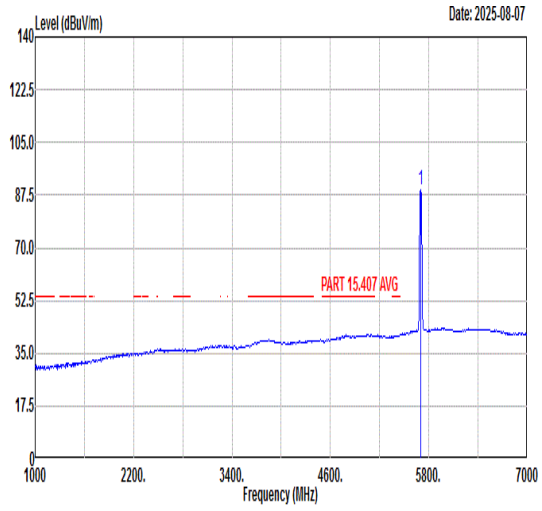 Freq Level Limit Line Margin (dB) Read Level Ant Factor Cable Loss Preamp Factor APos TPos Remark MHz dBuV/m dBuV/m dBuV dB/m dB dB cm deg 1 5700.00 89.53 ------ ------ 77.23 35.78 9.96 33.44 355 257 AVERAGE

Mode	56	
	Harmonic	
	U-NII-2C_5.47-5.725_802.11n HT20_CH140_5700MHz	
ANT	22	
Pol.	Horizontal	Vertical
Peak Avg	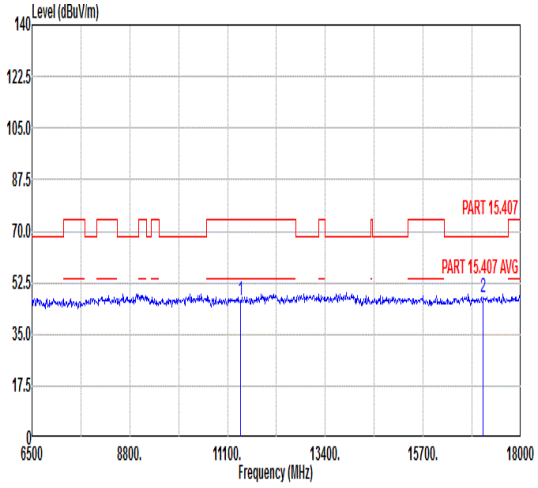 Freq Level Limit Line Margin Read Level Ant Factor Cable Loss Preamp Factor APos TPos Remark MHz dBuV/m dBuV/m dB dBuV dB/m dB dB cm deg 1 11400.00 46.56 74.00 -27.44 58.45 39.08 12.81 63.78 --- --- Peak 2 17100.00 47.55 68.30 -20.75 54.43 42.41 15.62 64.91 --- --- Peak	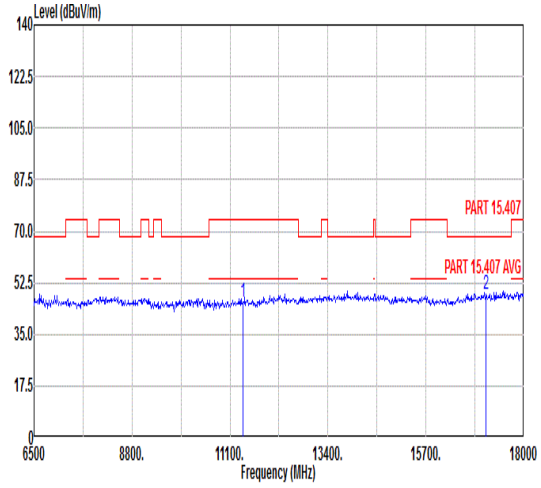 Freq Level Limit Line Margin Read Level Ant Factor Cable Loss Preamp Factor APos TPos Remark MHz dBuV/m dBuV/m dB dBuV dB/m dB dB cm deg 1 11400.00 46.19 74.00 -27.81 58.08 39.08 12.81 63.78 --- --- Peak 2 17100.00 48.78 68.30 -19.52 55.66 42.41 15.62 64.91 --- --- Peak

Mode	57	
	Band Edge - L	
	U-NII-1_5.15-5.25_802.11n HT40_CH38_5190MHz	
ANT	22	
Pol.	Horizontal	Fundamental
Peak	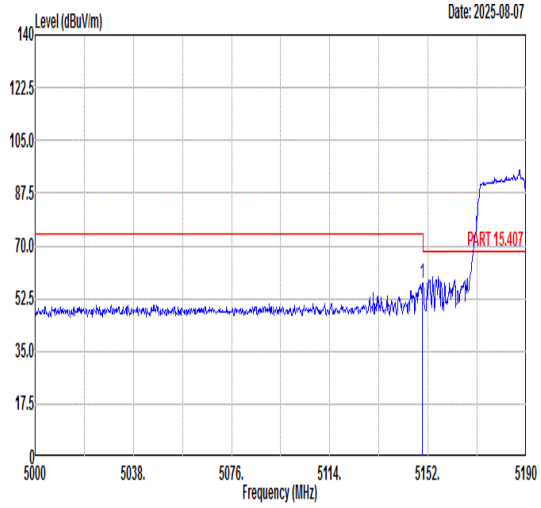 Freq Level Limit Line Margin (dB) Read Level Ant Factor Cable Loss Preamp Factor APos TPos Remark MHz dBuV/m dBuV/m dBuV dB/m dB dB cm deg 1 5149.91 57.48 74.00 -16.52 47.12 35.29 8.54 33.47 100 20 PEAK	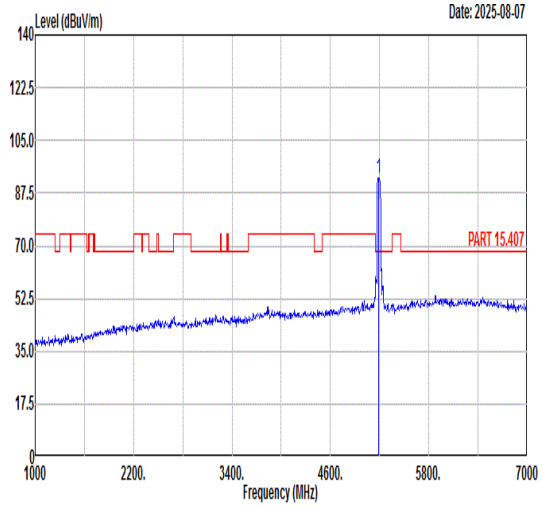 Freq Level Limit Line Margin (dB) Read Level Ant Factor Cable Loss Preamp Factor APos TPos Remark MHz dBuV/m dBuV/m dBuV dB/m dB dB cm deg 1 5190.00 92.58 ------ ------ 82.10 35.32 8.62 33.46 100 20 PEAK
Avg	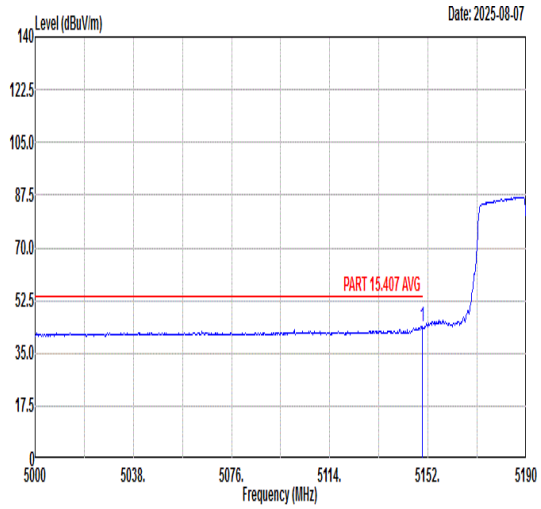 Freq Level Limit Line Margin (dB) Read Level Ant Factor Cable Loss Preamp Factor APos TPos Remark MHz dBuV/m dBuV/m dBuV dB/m dB dB cm deg 1 5149.72 44.05 54.00 -9.95 33.69 35.29 8.54 33.47 100 20 AVERAGE	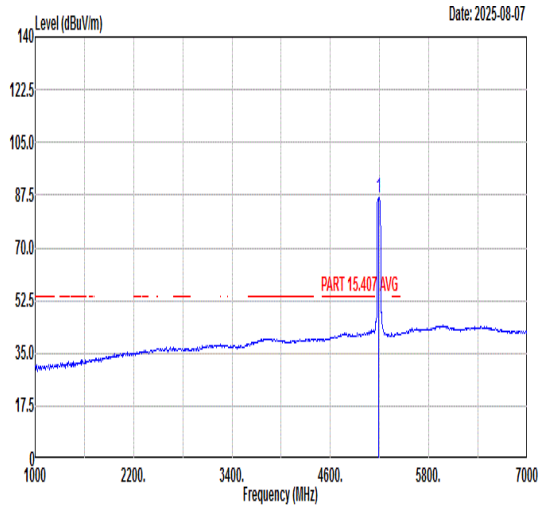 Freq Level Limit Line Margin (dB) Read Level Ant Factor Cable Loss Preamp Factor APos TPos Remark MHz dBuV/m dBuV/m dBuV dB/m dB dB cm deg 1 5190.00 86.81 ------ ------ 76.33 35.32 8.62 33.46 100 20 AVERAGE

Mode	57	
	Band Edge - R	
	U-NII-1_5.15-5.25_802.11n HT40_CH38_5190MHz	
ANT	22	
Pol.	Horizontal	Fundamental
Peak	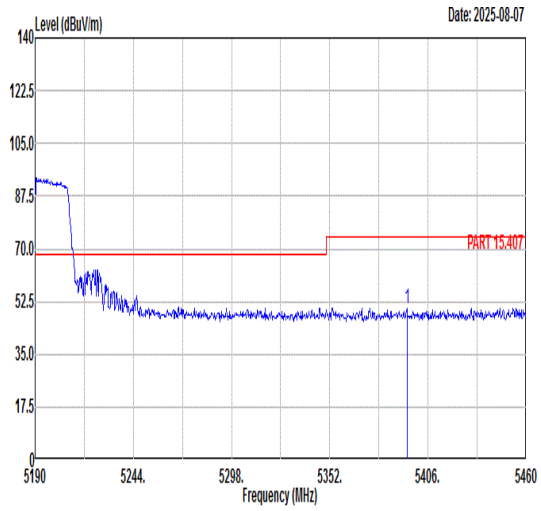 Freq Level Limit Line Margin (dB) Read Level Ant Factor Cable Loss Preamp Factor APos TPos Remark MHz dBuV/m dBuV/m dBuV dB/m dB dB cm deg 1 5394.39 50.20 74.00 -23.80 38.59 35.44 9.59 33.42 100 20 PEAK	Blank
Avg	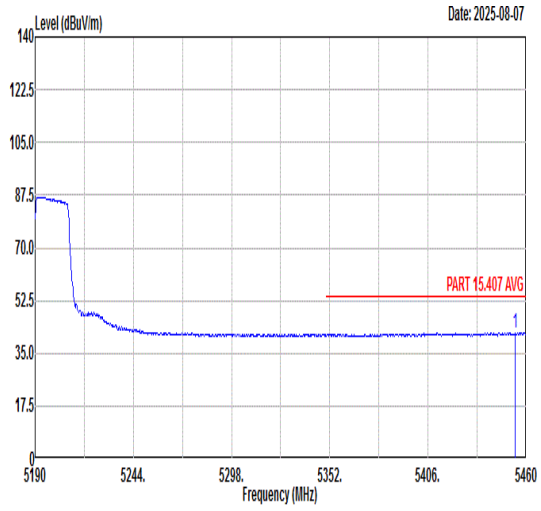 Freq Level Limit Line Margin (dB) Read Level Ant Factor Cable Loss Preamp Factor APos TPos Remark MHz dBuV/m dBuV/m dBuV dB/m dB dB cm deg 1 5454.06 41.82 54.00 -12.18 30.08 35.47 9.68 33.41 100 20 AVERAGE	Blank

Mode	57	
	Band Edge - L	
	U-NII-1_5.15-5.25_802.11n HT40_CH38_5190MHz	
ANT	22	
Pol.	Vertical	Fundamental
Peak	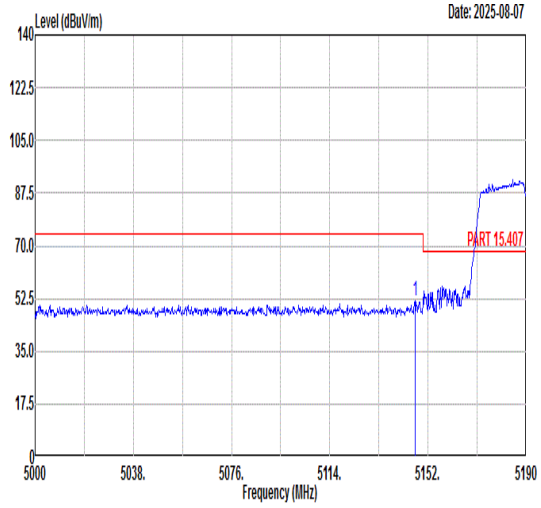 Freq Level Limit Line Margin (dB) Read Level Ant Factor Cable Loss Preamp Factor APos TPos Remark MHz dBuV/m dBuV/m dBuV dB/m dB dB cm deg 1 5147.06 51.86 74.00 -22.14 41.51 35.29 8.53 33.47 400 285 PEAK	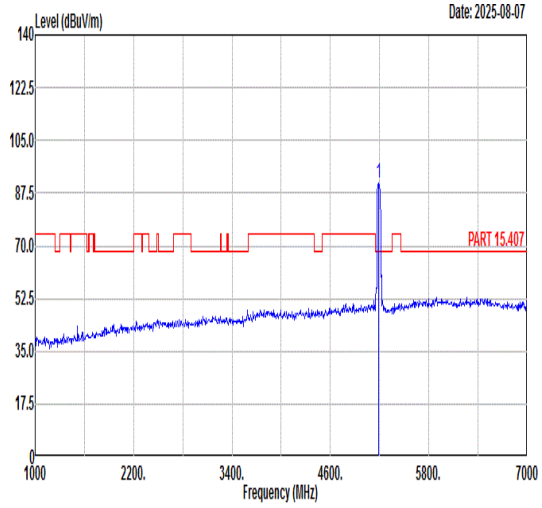 Freq Level Limit Line Margin (dB) Read Level Ant Factor Cable Loss Preamp Factor APos TPos Remark MHz dBuV/m dBuV/m dBuV dB/m dB dB cm deg 1 5190.00 90.71 ------ ------ 80.25 35.31 8.61 33.46 400 285 PEAK
Avg	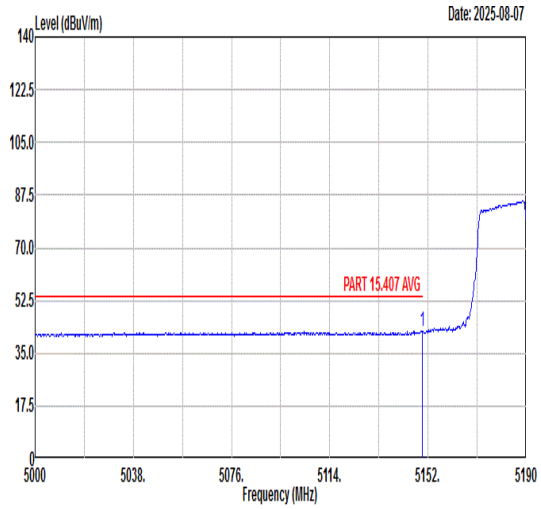 Freq Level Limit Line Margin (dB) Read Level Ant Factor Cable Loss Preamp Factor APos TPos Remark MHz dBuV/m dBuV/m dBuV dB/m dB dB cm deg 1 5149.91 42.41 54.00 -11.59 32.05 35.29 8.54 33.47 400 285 AVERAGE	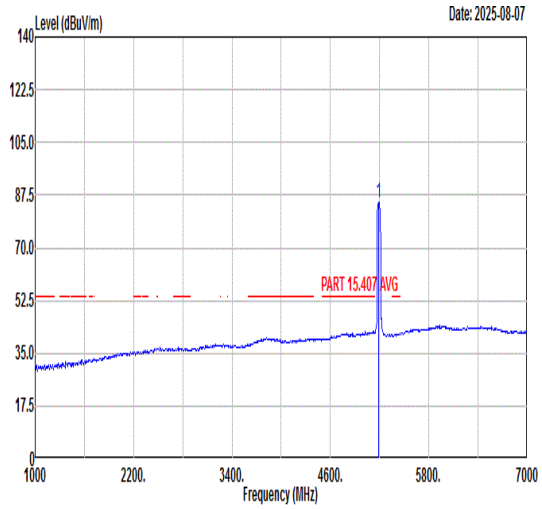 Freq Level Limit Line Margin (dB) Read Level Ant Factor Cable Loss Preamp Factor APos TPos Remark MHz dBuV/m dBuV/m dBuV dB/m dB dB cm deg 1 5190.00 85.02 ------ ------ 74.56 35.31 8.61 33.46 400 285 AVERAGE

Mode	57	
	Band Edge - R	
	U-NII-1_5.15-5.25_802.11n HT40_CH38_5190MHz	
ANT	22	
Pol.	Vertical	Fundamental
Peak	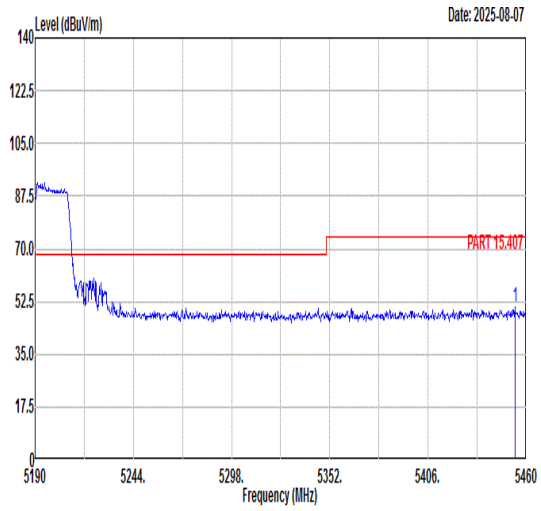 Freq Level Limit Line Margin (dB) Read Level Ant Factor Cable Loss Preamp Factor APos TPos Remark MHz dBuV/m dBuV/m dBuV dB/m dB dB cm deg 1 5453.79 50.81 74.00 -23.19 39.07 35.47 9.68 33.41 400 285 PEAK	Blank
Avg	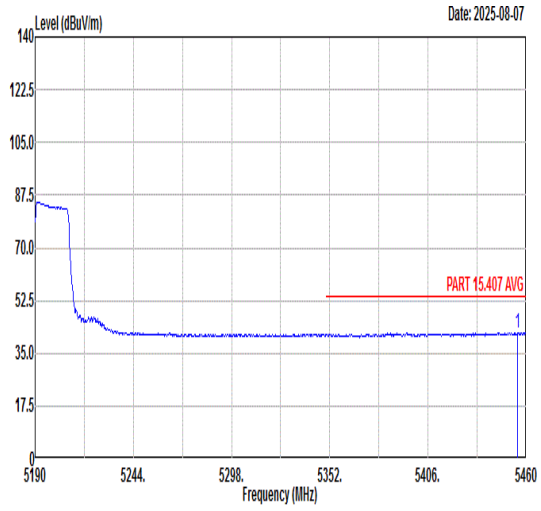 Freq Level Limit Line Margin (dB) Read Level Ant Factor Cable Loss Preamp Factor APos TPos Remark MHz dBuV/m dBuV/m dBuV dB/m dB dB cm deg 1 5455.14 41.79 54.00 -12.21 30.05 35.47 9.68 33.41 400 285 AVERAGE	Blank

Mode	58	
	Band Edge - L	
	U-NII-1_5.15-5.25_802.11n HT40_CH46_5230MHz	
ANT	22	
Pol.	Horizontal	Fundamental
Peak	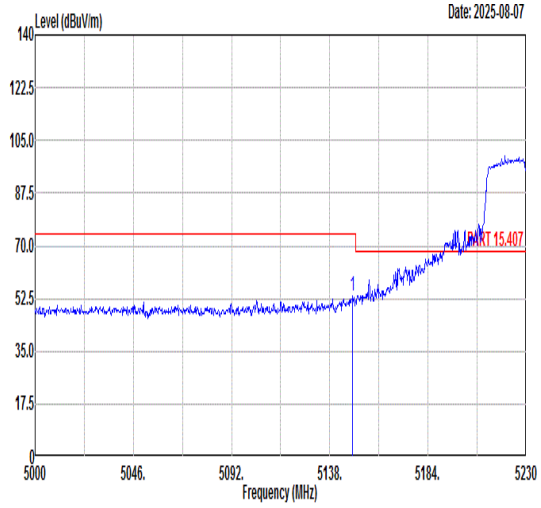 Freq Level Limit Line Margin (dB) Read Level Ant Factor Cable Loss Preamp Factor APos TPos Remark MHz dBuV/m dBuV/m dBuV dB/m dB dB cm deg 1 5148.81 53.18 74.00 -20.82 42.83 35.29 8.53 33.47 101 37 PEAK	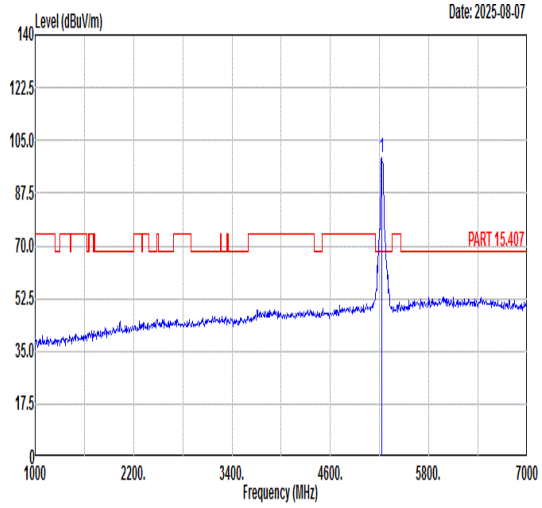 Freq Level Limit Line Margin (dB) Read Level Ant Factor Cable Loss Preamp Factor APos TPos Remark MHz dBuV/m dBuV/m dBuV dB/m dB dB cm deg 1 5230.00 99.28 ------ ------ 88.70 35.33 8.71 33.46 101 37 PEAK
Avg	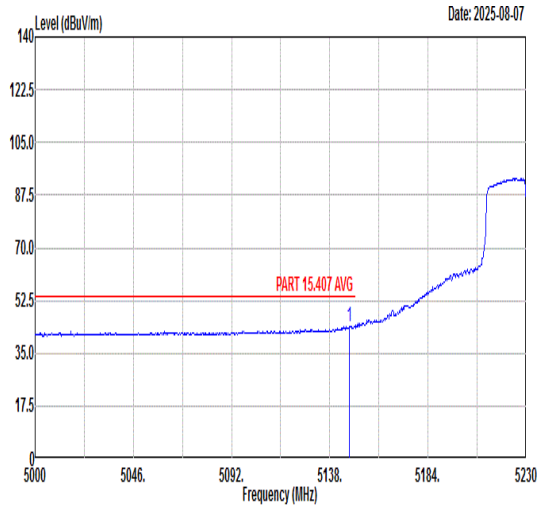 Freq Level Limit Line Margin (dB) Read Level Ant Factor Cable Loss Preamp Factor APos TPos Remark MHz dBuV/m dBuV/m dBuV dB/m dB dB cm deg 1 5147.20 44.08 54.00 -9.92 33.73 35.29 8.53 33.47 101 37 AVERAGE	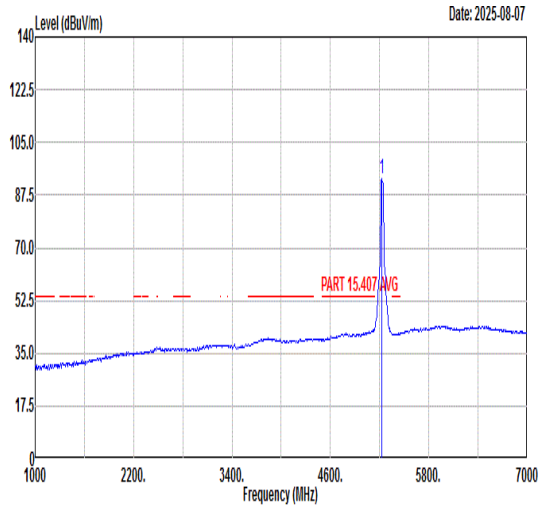 Freq Level Limit Line Margin (dB) Read Level Ant Factor Cable Loss Preamp Factor APos TPos Remark MHz dBuV/m dBuV/m dBuV dB/m dB dB cm deg 1 5230.00 92.83 ------ ------ 82.20 35.34 8.74 33.45 101 37 AVERAGE

Mode	58	
	Band Edge - R	
	U-NII-1_5.15-5.25_802.11n HT40_CH46_5230MHz	
ANT	22	
Pol.	Horizontal	Fundamental
Peak	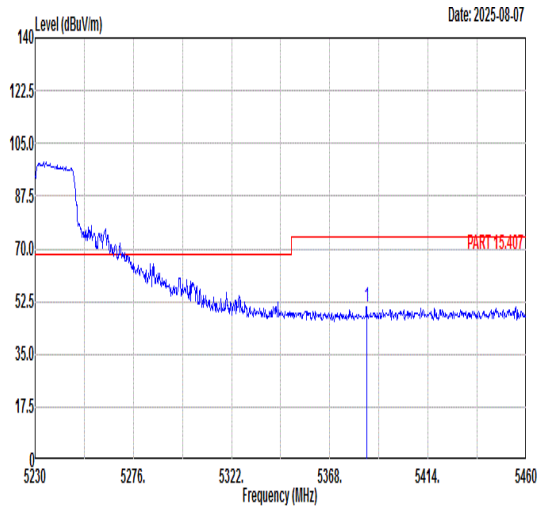 Freq Level Limit Line Margin (dB) Read Level Ant Factor Cable Loss Preamp Factor APos TPos Remark MHz dBuV/m dBuV/m dBuV dB/m dB dB cm deg 1 5385.25 50.93 74.00 -23.07 39.37 35.43 9.55 33.42 101 37 PEAK	Blank
Avg	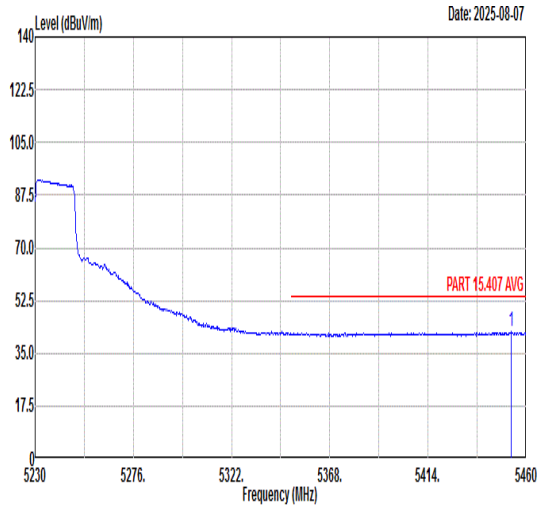 Freq Level Limit Line Margin (dB) Read Level Ant Factor Cable Loss Preamp Factor APos TPos Remark MHz dBuV/m dBuV/m dBuV dB/m dB dB cm deg 1 5453.10 42.28 54.00 -11.72 30.54 35.47 9.68 33.41 101 37 AVERAGE	Blank

Mode	58	
	Band Edge - L	
	U-NII-1_5.15-5.25_802.11n HT40_CH46_5230MHz	
ANT	22	
Pol.	Vertical	Fundamental
Peak	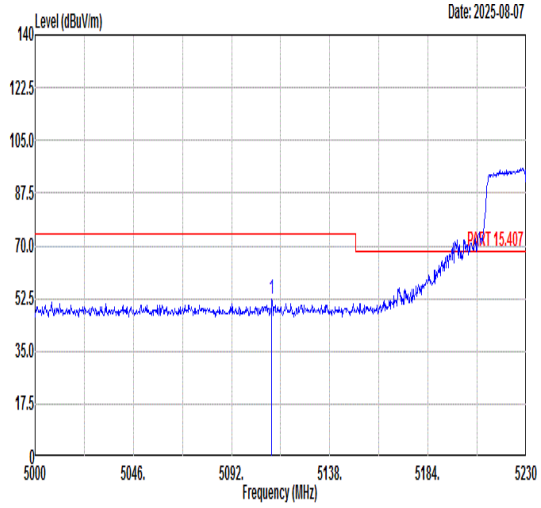 Freq Level Limit Line Margin (dB) Read Level Ant Factor Cable Loss Preamp Factor APos TPos Remark MHz dBuV/m dBuV/m dBuV dB/m dB dB cm deg 1 5110.86 52.43 74.00 -21.57 42.18 35.27 8.46 33.48 394 287 PEAK	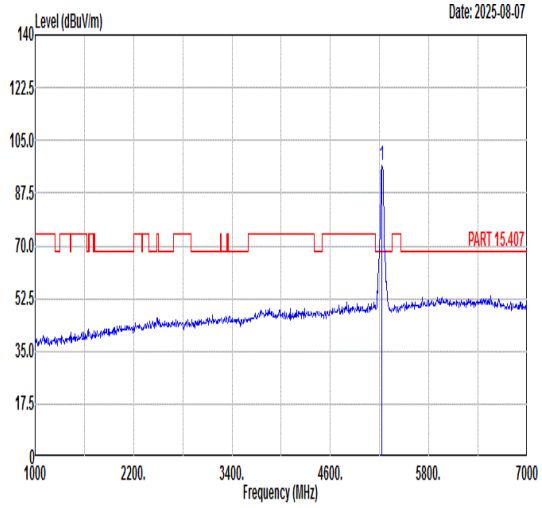 Freq Level Limit Line Margin (dB) Read Level Ant Factor Cable Loss Preamp Factor APos TPos Remark MHz dBuV/m dBuV/m dBuV dB/m dB dB cm deg 1 5230.00 96.59 ------ ------ 85.96 35.34 8.74 33.45 394 287 PEAK
Avg	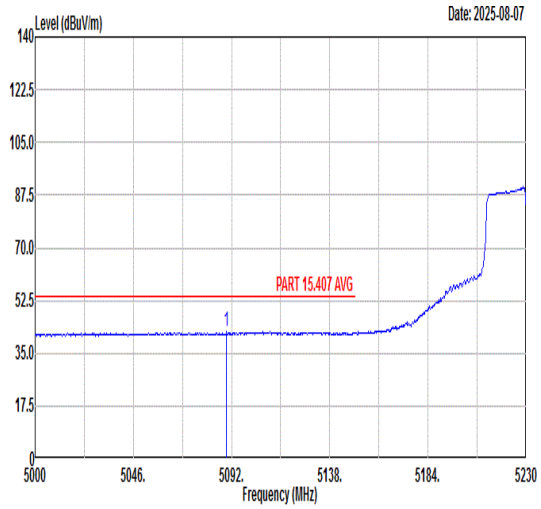 Freq Level Limit Line Margin (dB) Read Level Ant Factor Cable Loss Preamp Factor APos TPos Remark MHz dBuV/m dBuV/m dBuV dB/m dB dB cm deg 1 5089.70 42.13 54.00 -11.87 31.94 35.25 8.42 33.48 394 287 AVERAGE	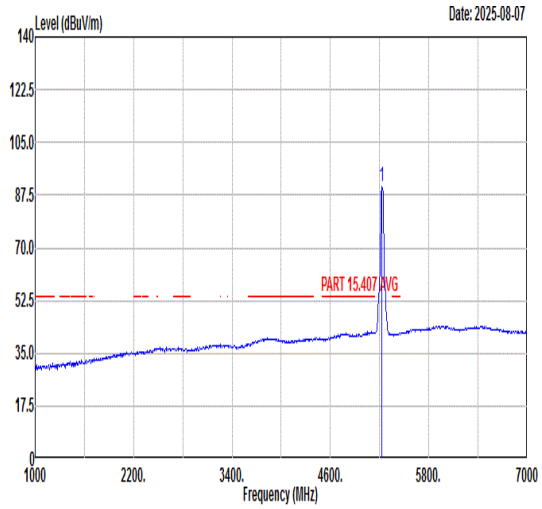 Freq Level Limit Line Margin (dB) Read Level Ant Factor Cable Loss Preamp Factor APos TPos Remark MHz dBuV/m dBuV/m dBuV dB/m dB dB cm deg 1 5230.00 90.22 ------ ------ 79.59 35.34 8.74 33.45 394 287 AVERAGE

Mode	58	
	Band Edge - R	
	U-NII-1_5.15-5.25_802.11n HT40_CH46_5230MHz	
ANT	22	
Pol.	Vertical	Fundamental
Peak	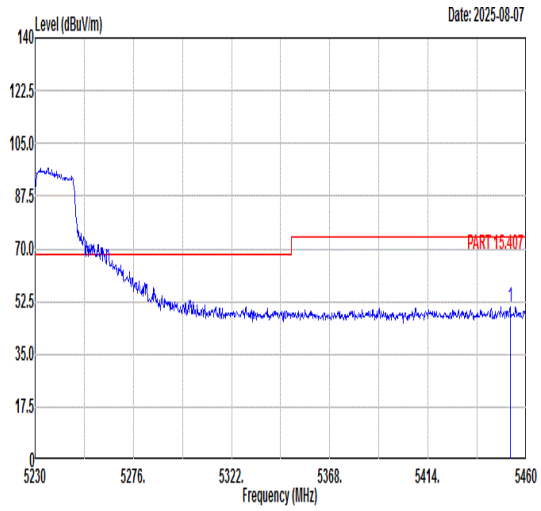 Freq Level Limit Line Margin (dB) Read Level Ant Factor Cable Loss Preamp Factor APos TPos Remark MHz dBuV/m dBuV/m dBuV dB/m dB dB cm deg 1 5452.41 50.95 74.00 -23.05 39.21 35.47 9.68 33.41 394 287 PEAK	Blank
Avg	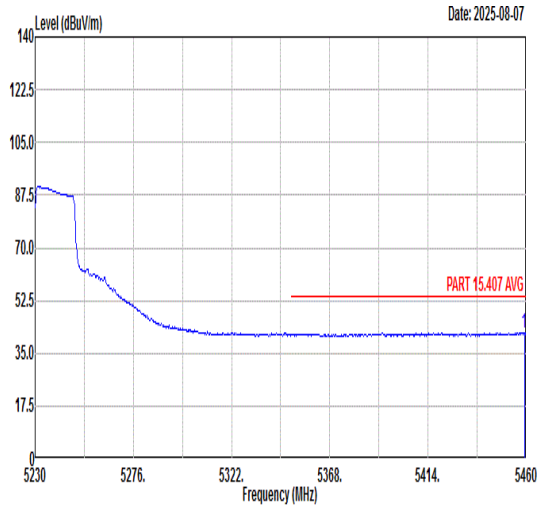 Freq Level Limit Line Margin (dB) Read Level Ant Factor Cable Loss Preamp Factor APos TPos Remark MHz dBuV/m dBuV/m dBuV dB/m dB dB cm deg 1 5459.08 41.90 54.00 -12.10 30.14 35.48 9.69 33.41 394 287 AVERAGE	Blank

Mode	59	
	Band Edge - L	
	U-NII-2A_5.25-5.35_802.11n HT40_CH54_5270MHz	
ANT	22	
Pol.	Horizontal	Fundamental
Peak	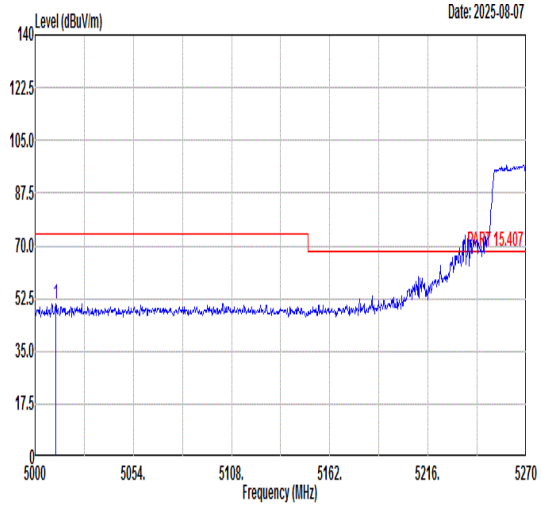 Freq Level Limit Line Margin (dB) Read Level Ant Factor Cable Loss Preamp Factor APos TPos Remark MHz dBuV/m dBuV/m dBuV dB/m dB dB cm deg 1 5011.34 50.90 74.00 -23.10 40.88 35.21 8.31 33.50 100 67 PEAK	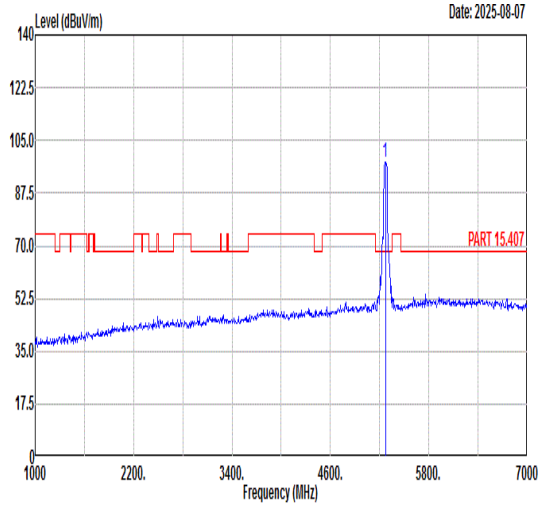 Freq Level Limit Line Margin (dB) Read Level Ant Factor Cable Loss Preamp Factor APos TPos Remark MHz dBuV/m dBuV/m dBuV dB/m dB dB cm deg 1 5270.00 97.88 ------ ------ 87.04 35.36 8.93 33.45 100 67 PEAK
Avg	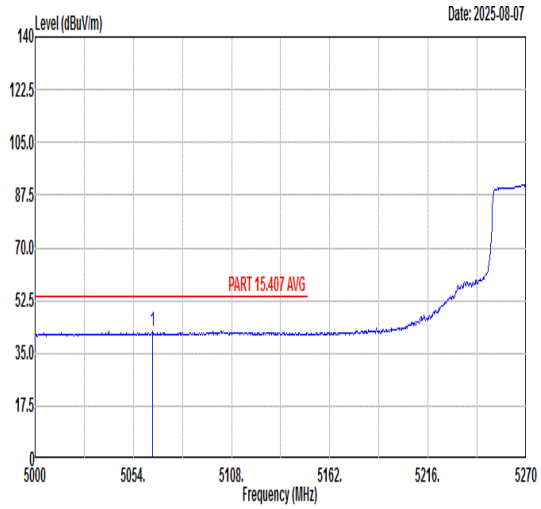 Freq Level Limit Line Margin (dB) Read Level Ant Factor Cable Loss Preamp Factor APos TPos Remark MHz dBuV/m dBuV/m dBuV dB/m dB dB cm deg 1 5064.53 42.20 54.00 -11.80 32.07 35.24 8.38 33.49 100 67 AVERAGE	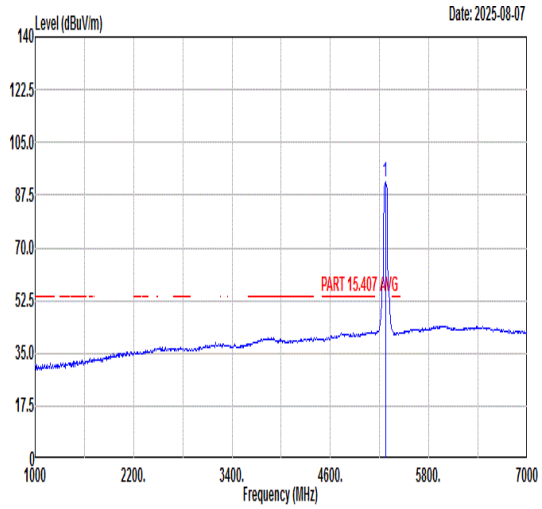 Freq Level Limit Line Margin (dB) Read Level Ant Factor Cable Loss Preamp Factor APos TPos Remark MHz dBuV/m dBuV/m dBuV dB/m dB dB cm deg 1 5270.00 91.95 ------ ------ 81.08 35.36 8.96 33.45 100 67 AVERAGE

Mode	59	
	Band Edge - R	
	U-NII-2A_5.25-5.35_802.11n HT40_CH54_5270MHz	
ANT	22	
Pol.	Horizontal	Fundamental
Peak	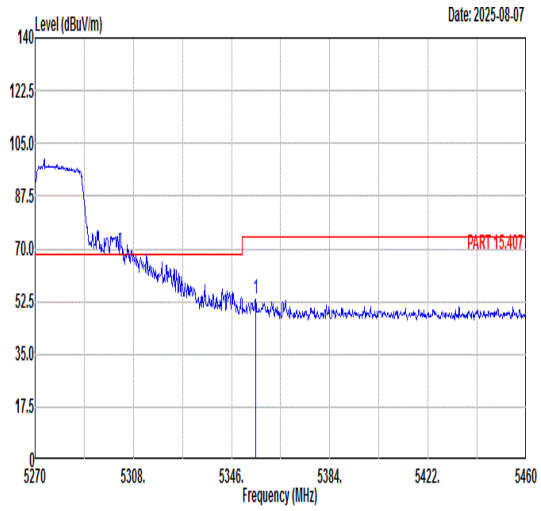 Freq Level Limit Line Margin (dB) Read Level Ant Factor Cable Loss Preamp Factor APos TPos Remark MHz dBuV/m dBuV/m dBuV dB/m dB dB cm deg 1 5355.31 53.61 74.00 -20.39 42.24 35.41 9.39 33.43 100 67 PEAK	Blank
Avg	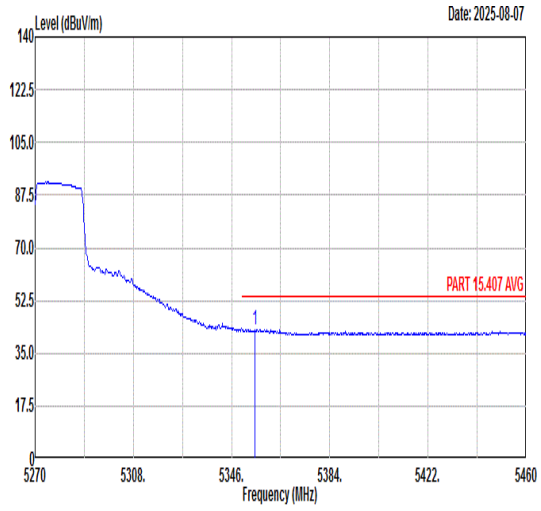 Freq Level Limit Line Margin (dB) Read Level Ant Factor Cable Loss Preamp Factor APos TPos Remark MHz dBuV/m dBuV/m dBuV dB/m dB dB cm deg 1 5354.93 43.00 54.00 -11.00 31.63 35.41 9.39 33.43 100 67 AVERAGE	Blank

Mode	59	
	Band Edge - L	
	U-NII-2A_5.25-5.35_802.11n HT40_CH54_5270MHz	
ANT	22	
Pol.	Vertical	Fundamental
Peak	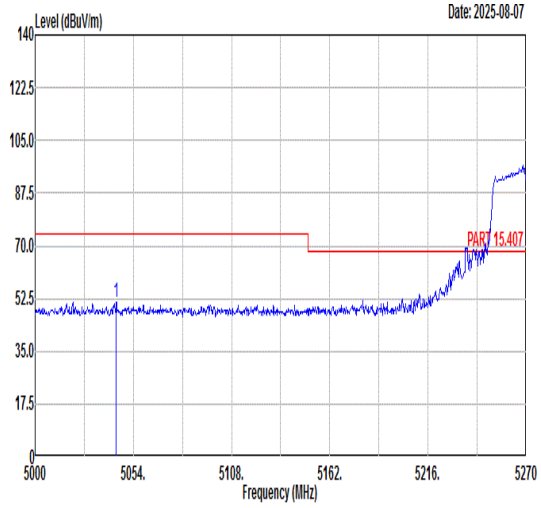 Freq Level Limit Line Margin (dB) Read Level Ant Factor Cable Loss Preamp Factor APos TPos Remark MHz dBuV/m dBuV/m dBuV dB/m dB dB cm deg 1 5044.55 51.31 74.00 -22.69 41.23 35.23 8.34 33.49 365 293 PEAK	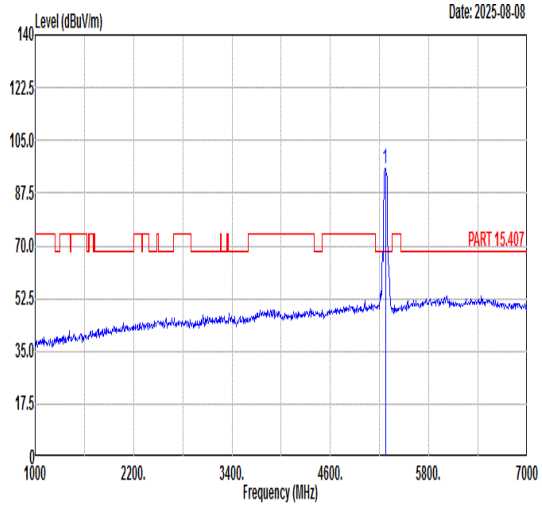 Freq Level Limit Line Margin (dB) Read Level Ant Factor Cable Loss Preamp Factor APos TPos Remark MHz dBuV/m dBuV/m dBuV dB/m dB dB cm deg 1 5270.00 95.73 ------ ------ 84.86 35.36 8.96 33.45 365 293 PEAK
Avg	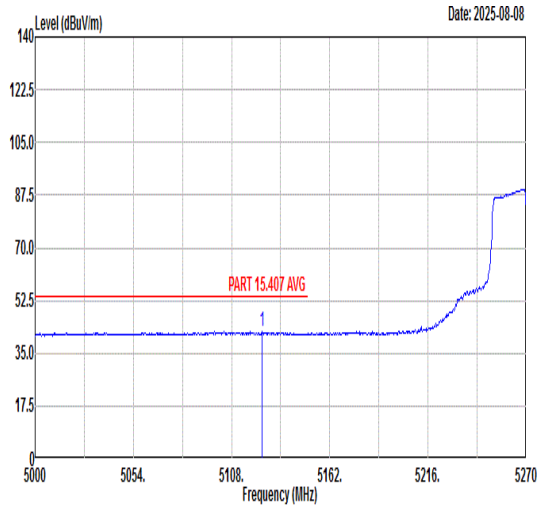 Freq Level Limit Line Margin (dB) Read Level Ant Factor Cable Loss Preamp Factor APos TPos Remark MHz dBuV/m dBuV/m dBuV dB/m dB dB cm deg 1 5124.74 42.13 54.00 -11.87 31.85 35.27 8.49 33.48 365 293 AVERAGE	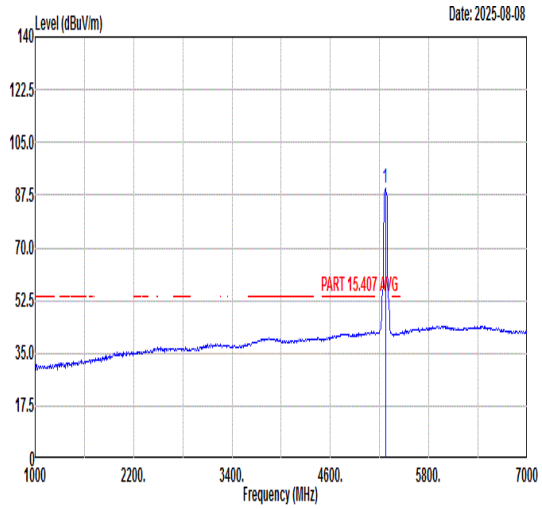 Freq Level Limit Line Margin (dB) Read Level Ant Factor Cable Loss Preamp Factor APos TPos Remark MHz dBuV/m dBuV/m dBuV dB/m dB dB cm deg 1 5270.00 89.62 ------ ------ 78.75 35.36 8.96 33.45 365 293 AVERAGE

Mode	59	
	Band Edge - R	
	U-NII-2A_5.25-5.35_802.11n HT40_CH54_5270MHz	
ANT	22	
Pol.	Vertical	Fundamental
Peak	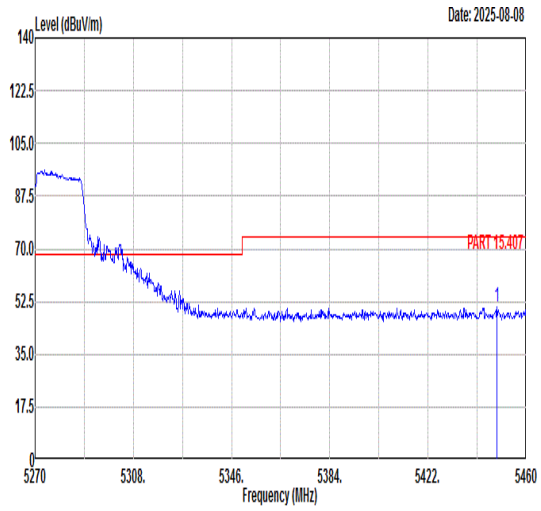 Freq Level Limit Line Margin (dB) Read Level Ant Factor Cable Loss Preamp Factor APos TPos Remark MHz dBuV/m dBuV/m dBuV dB/m dB dB cm deg 1 5448.79 50.67 74.00 -23.33 38.93 35.47 9.68 33.41 365 293 PEAK	Blank
Avg	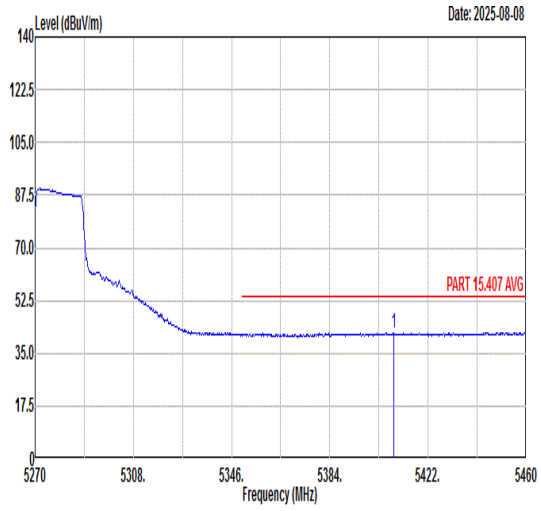 Freq Level Limit Line Margin (dB) Read Level Ant Factor Cable Loss Preamp Factor APos TPos Remark MHz dBuV/m dBuV/m dBuV dB/m dB dB cm deg 1 5408.70 41.89 54.00 -12.11 30.20 35.45 9.66 33.42 365 293 AVERAGE	Blank

Mode	60	
	Band Edge - L	
	U-NII-2A_5.25-5.35_802.11n HT40_CH62_5310MHz	
ANT	22	
Pol.	Horizontal	Fundamental
Peak	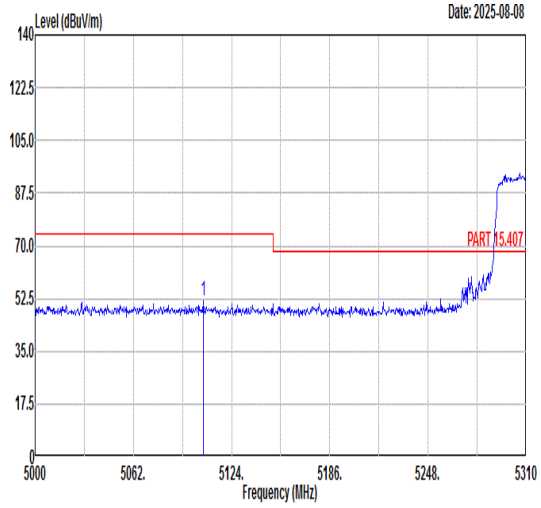 Freq Level Limit Line Margin (dB) Read Level Ant Factor Cable Loss Preamp Factor APos TPos Remark MHz dBuV/m dBuV/m dBuV dB/m dB dB cm deg 1 5106.33 51.78 74.00 -22.22 41.55 35.26 8.45 33.48 100 65 PEAK	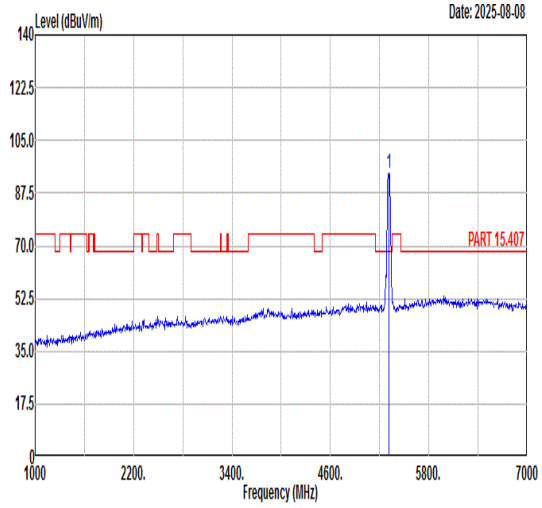 Freq Level Limit Line Margin (dB) Read Level Ant Factor Cable Loss Preamp Factor APos TPos Remark MHz dBuV/m dBuV/m dBuV dB/m dB dB cm deg 1 5310.00 94.19 ------ ------ 83.10 35.38 9.15 33.44 100 65 PEAK
Avg	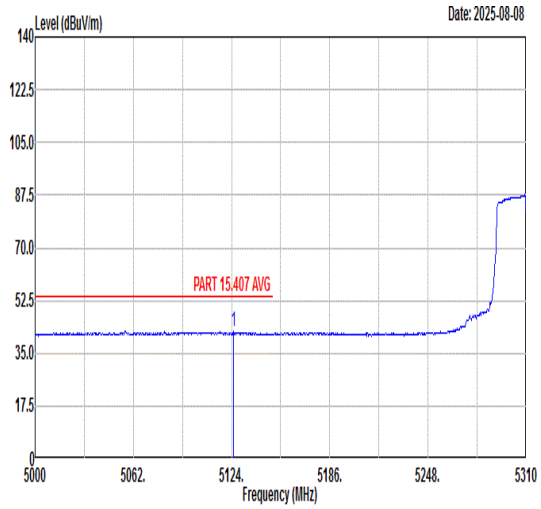 Freq Level Limit Line Margin (dB) Read Level Ant Factor Cable Loss Preamp Factor APos TPos Remark MHz dBuV/m dBuV/m dBuV dB/m dB dB cm deg 1 5125.24 42.15 54.00 -11.85 31.85 35.28 8.49 33.47 100 65 AVERAGE	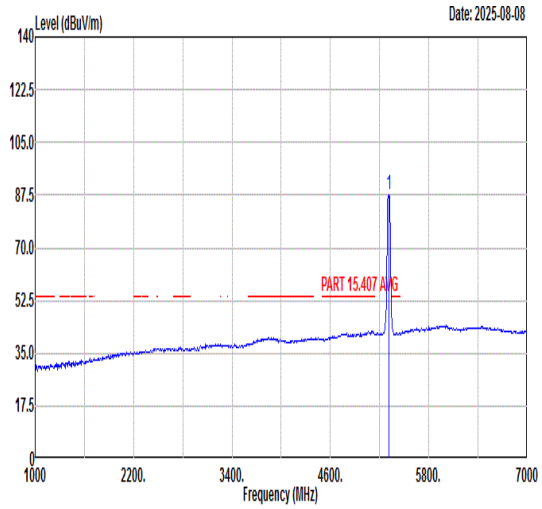 Freq Level Limit Line Margin (dB) Read Level Ant Factor Cable Loss Preamp Factor APos TPos Remark MHz dBuV/m dBuV/m dBuV dB/m dB dB cm deg 1 5310.00 87.55 ------ ------ 76.42 35.39 9.18 33.44 100 65 AVERAGE

Mode	60	
	Band Edge - R	
	U-NII-2A_5.25-5.35_802.11n HT40_CH62_5310MHz	
ANT	22	
Pol.	Horizontal	Fundamental
Peak	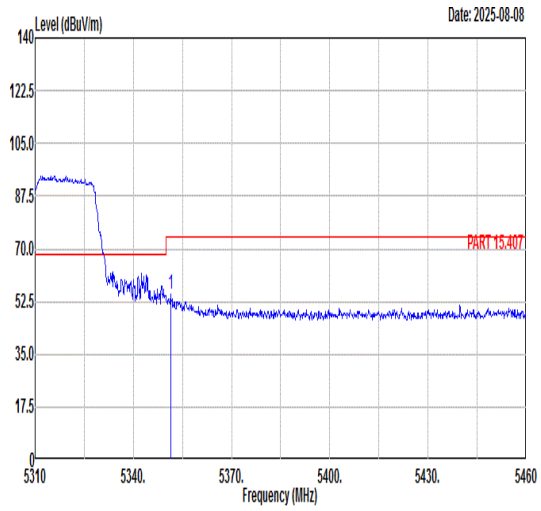 Freq Level Limit Line Margin (dB) Read Level Ant Factor Cable Loss Preamp Factor APos TPos Remark MHz dBuV/m dBuV/m dBuV dB/m dB dB cm deg 1 5351.40 54.80 74.00 -19.20 43.45 35.41 9.37 33.43 100 65 PEAK	Blank
Avg	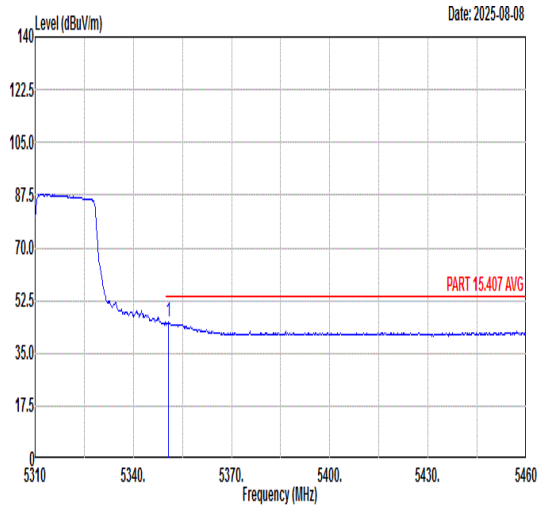 Freq Level Limit Line Margin (dB) Read Level Ant Factor Cable Loss Preamp Factor APos TPos Remark MHz dBuV/m dBuV/m dBuV dB/m dB dB cm deg 1 5350.65 45.21 54.00 -8.79 33.86 35.41 9.37 33.43 100 65 AVERAGE	Blank

Mode	60	
	Band Edge - L	
	U-NII-2A_5.25-5.35_802.11n HT40_CH62_5310MHz	
ANT	22	
Pol.	Vertical	Fundamental
Peak	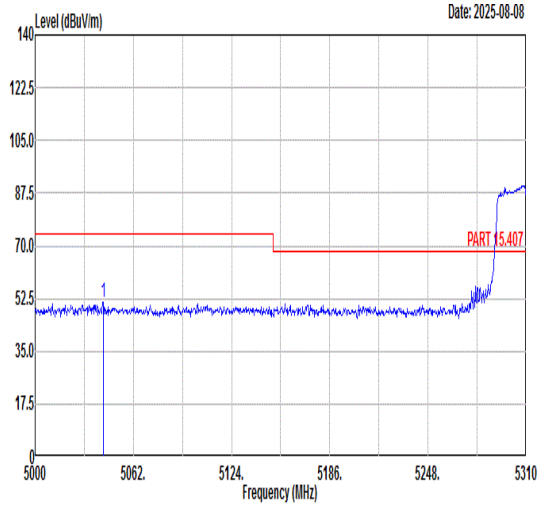 Freq Level Limit Line Margin (dB) Read Level Ant Factor Cable Loss Preamp Factor APos TPos Remark MHz dBuV/m dBuV/m dBuV dB/m dB dB cm deg 1 5043.09 51.43 74.00 -22.57 41.35 35.23 8.34 33.49 380 286 PEAK	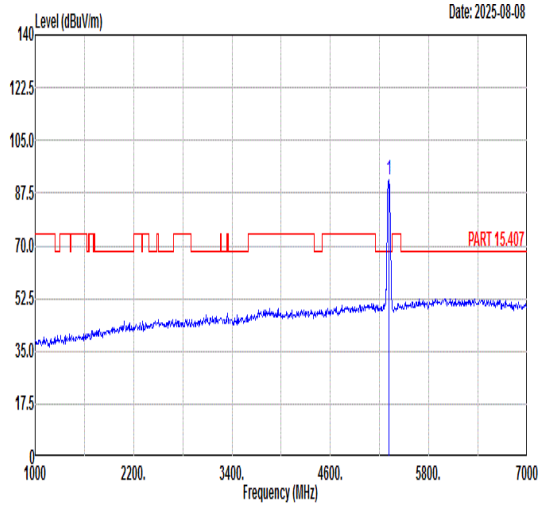 Freq Level Limit Line Margin (dB) Read Level Ant Factor Cable Loss Preamp Factor APos TPos Remark MHz dBuV/m dBuV/m dBuV dB/m dB dB cm deg 1 5310.00 91.76 ------ ------ 80.63 35.39 9.18 33.44 380 286 PEAK
Avg	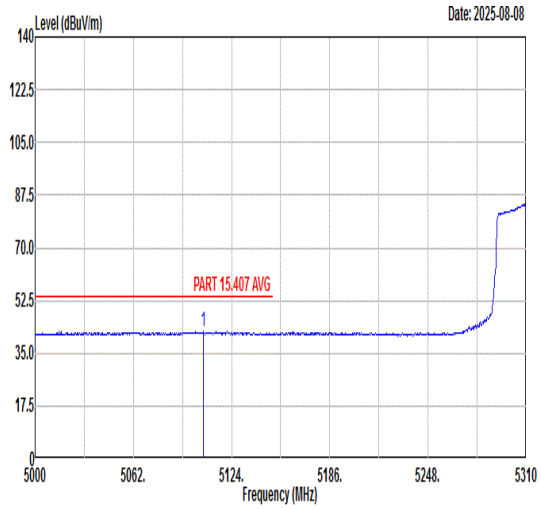 Freq Level Limit Line Margin (dB) Read Level Ant Factor Cable Loss Preamp Factor APos TPos Remark MHz dBuV/m dBuV/m dBuV dB/m dB dB cm deg 1 5106.33 42.22 54.00 -11.78 31.99 35.26 8.45 33.48 380 286 AVERAGE	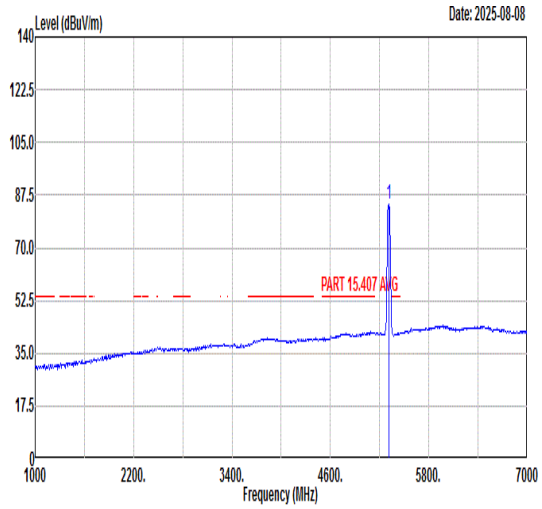 Freq Level Limit Line Margin (dB) Read Level Ant Factor Cable Loss Preamp Factor APos TPos Remark MHz dBuV/m dBuV/m dBuV dB/m dB dB cm deg 1 5310.00 84.47 ------ ------ 73.34 35.39 9.18 33.44 380 286 AVERAGE

Mode	60	
	Band Edge - R	
	U-NII-2A_5.25-5.35_802.11n HT40_CH62_5310MHz	
ANT	22	
Pol.	Vertical	Fundamental
Peak	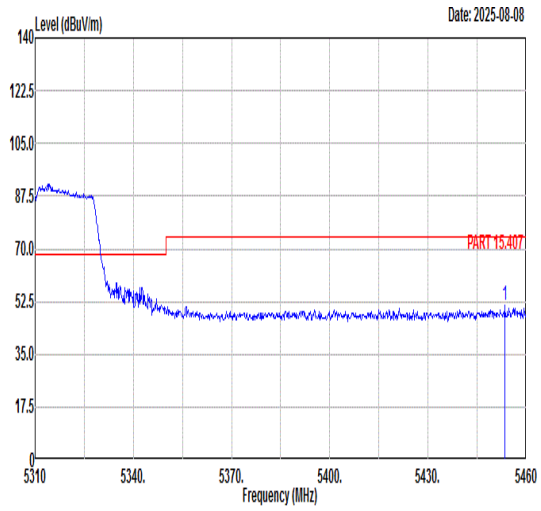 Freq Level Limit Line Margin (dB) Read Level Ant Factor Cable Loss Preamp Factor APos TPos Remark MHz dBuV/m dBuV/m dBuV dB/m dB dB cm deg 1 5453.40 51.01 74.00 -22.99 39.27 35.47 9.68 33.41 380 286 PEAK	Blank
Avg	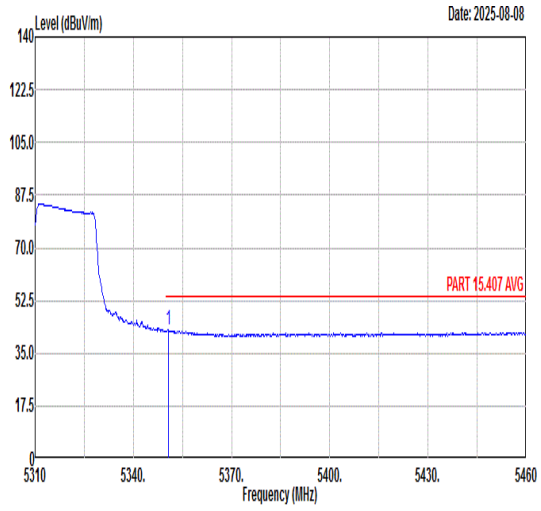 Freq Level Limit Line Margin (dB) Read Level Ant Factor Cable Loss Preamp Factor APos TPos Remark MHz dBuV/m dBuV/m dBuV dB/m dB dB cm deg 1 5350.65 42.75 54.00 -11.25 31.40 35.41 9.37 33.43 380 286 AVERAGE	Blank

Mode	61	
	Band Edge - L	
	U-NII-2C_5.47-5.725_802.11n HT40_CH102_5510MHz	
ANT	22	
Pol.	Horizontal	Fundamental
Peak	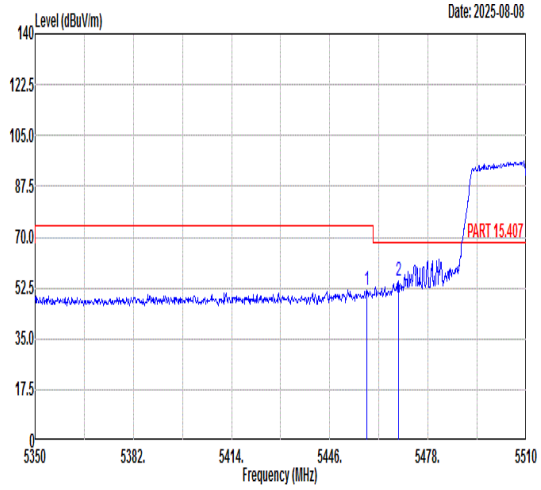 Freq Level Limit Line Margin (dB) Read Level Ant Factor Cable Loss Preamp Factor APos TPos Remark MHz dBuV/m dBuV/m dBuV dB/m dB dB cm deg 1 5458.16 51.99 74.00 -22.01 40.24 35.47 9.69 33.41 100 86 PEAK 2 5468.40 54.75 68.30 -13.55 42.99 35.48 9.69 33.41 100 86 PEAK	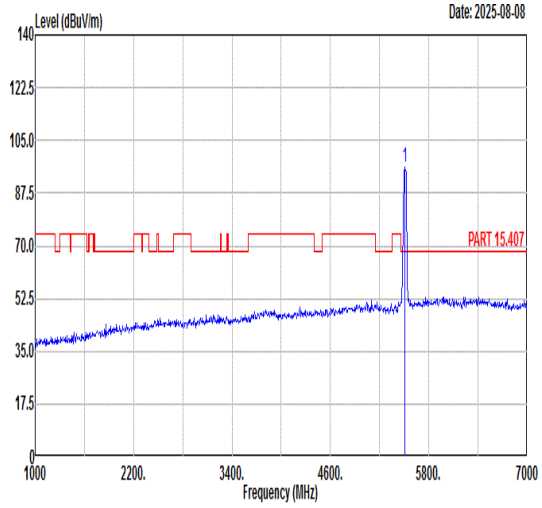 Freq Level Limit Line Margin (dB) Read Level Ant Factor Cable Loss Preamp Factor APos TPos Remark MHz dBuV/m dBuV/m dBuV dB/m dB dB cm deg 1 5510.00 96.13 ------ ------ 84.31 35.51 9.71 33.40 100 86 PEAK
Avg	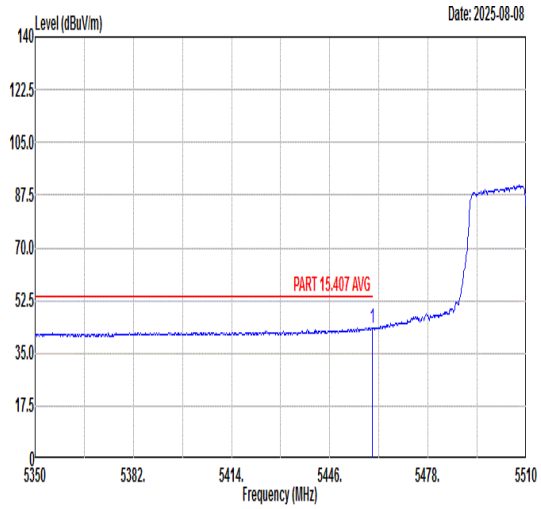 Freq Level Limit Line Margin (dB) Read Level Ant Factor Cable Loss Preamp Factor APos TPos Remark MHz dBuV/m dBuV/m dBuV dB/m dB dB cm deg 1 5459.92 43.35 54.00 -10.65 31.59 35.48 9.69 33.41 100 86 AVERAGE	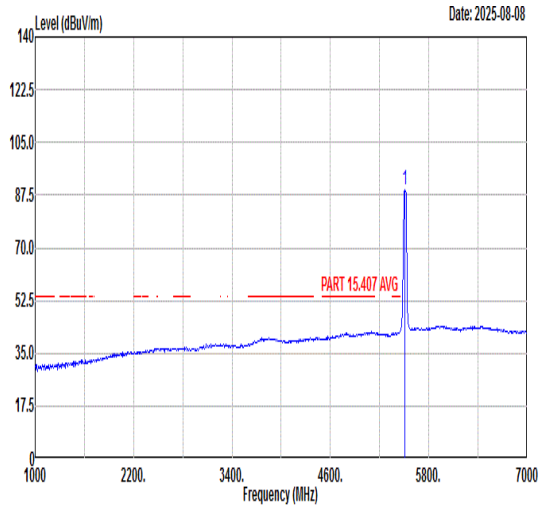 Freq Level Limit Line Margin (dB) Read Level Ant Factor Cable Loss Preamp Factor APos TPos Remark MHz dBuV/m dBuV/m dBuV dB/m dB dB cm deg 1 5510.00 89.54 ------ ------ 77.72 35.51 9.71 33.40 100 86 AVERAGE

Mode	61	
	Band Edge - R	
	U-NII-2C_5.47-5.725_802.11n HT40_CH102_5510MHz	
ANT	22	
Pol.	Horizontal	Fundamental
Peak	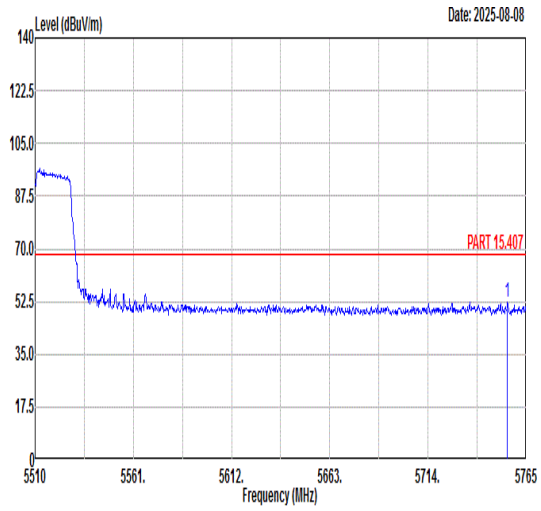 Freq Level Limit Line Margin (dB) Read Level Ant Factor Cable Loss Preamp Factor APos TPos Remark MHz dBuV/m dBuV/m dBuV dB/m dB dB cm deg 1 5755.31 52.23 68.30 -16.07 39.74 35.86 10.08 33.45 100 86 PEAK	Blank

Mode	61
	Band Edge - L
	U-NII-2C_5.47-5.725_802.11n HT40_CH102_5510MHz
ANT	22

Pol.	Vertical	Fundamental
Peak	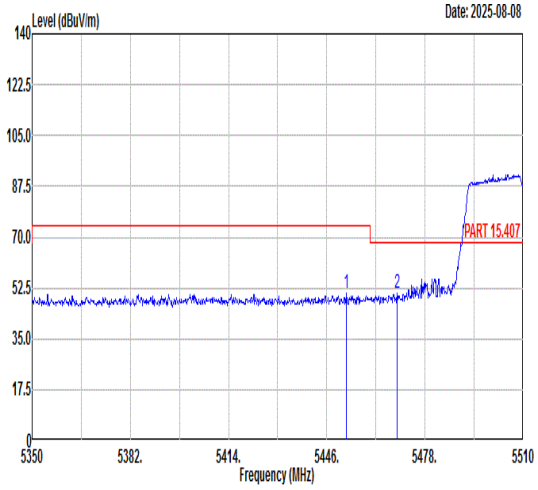 Freq Level Limit Line Margin (dB) Read Level Ant Factor Cable Loss Preamp Factor APos TPos Remark MHz dBuV/m dBuV/m dBuV dB/m dB dB cm deg 1 5452.40 50.78 74.00 -23.22 39.04 35.47 9.68 33.41 374 252 PEAK 2 5468.88 50.80 68.30 -17.50 39.04 35.48 9.69 33.41 374 252 PEAK	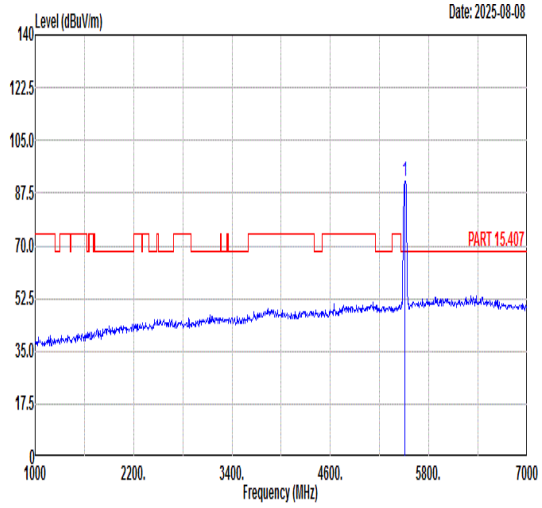 Freq Level Limit Line Margin (dB) Read Level Ant Factor Cable Loss Preamp Factor APos TPos Remark MHz dBuV/m dBuV/m dBuV dB/m dB dB cm deg 1 5510.00 91.62 ------ ------ 79.79 35.52 9.71 33.40 374 252 PEAK
Avg	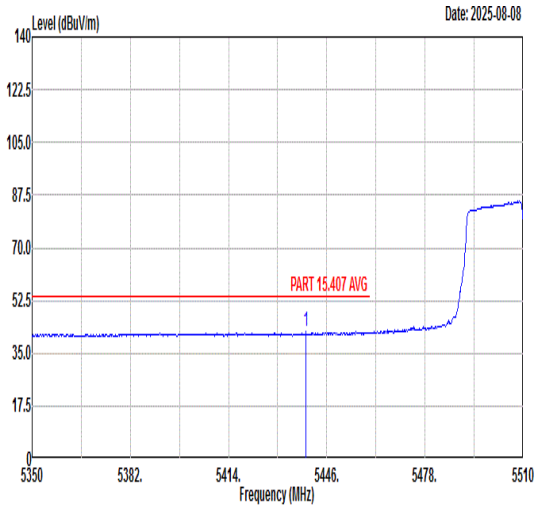 Freq Level Limit Line Margin (dB) Read Level Ant Factor Cable Loss Preamp Factor APos TPos Remark MHz dBuV/m dBuV/m dBuV dB/m dB dB cm deg 1 5439.28 42.13 54.00 -11.87 30.40 35.46 9.68 33.41 374 252 AVERAGE	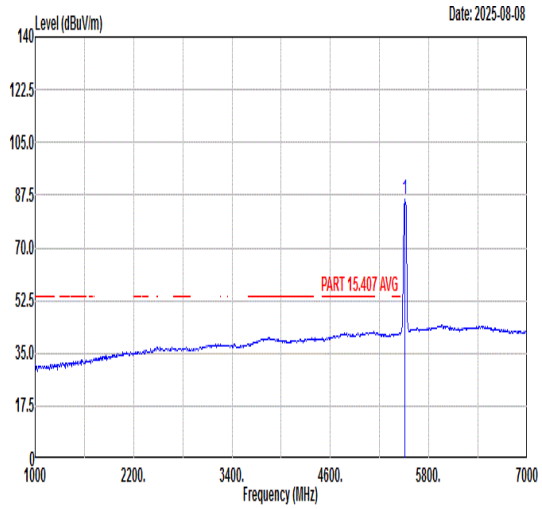 Freq Level Limit Line Margin (dB) Read Level Ant Factor Cable Loss Preamp Factor APos TPos Remark MHz dBuV/m dBuV/m dBuV dB/m dB dB cm deg 1 5510.00 85.87 ------ ------ 74.04 35.52 9.71 33.40 374 252 AVERAGE

Mode	61	
	Band Edge - R	
	U-NII-2C_5.47-5.725_802.11n HT40_CH102_5510MHz	
ANT	22	
Pol.	Vertical	Fundamental
Peak	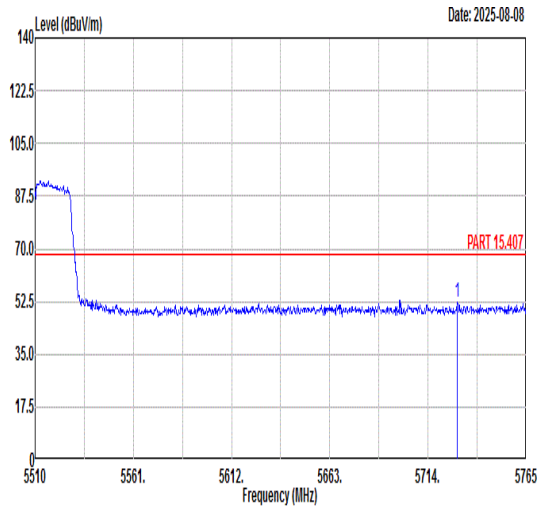 Freq Level Limit Line Margin (dB) Read Level Ant Factor Cable Loss Preamp Factor APos TPos Remark MHz dBuV/m dBuV/m dBuV dB/m dB dB cm deg 1 5729.05 52.13 68.30 -16.17 39.73 35.82 10.03 33.45 374 252 PEAK	Blank

Mode	62	
	Band Edge - L	
	U-NII-2C_5.47-5.725_802.11n HT40_CH134_5670MHz	
ANT	22	
Pol.	Horizontal	Fundamental
Peak	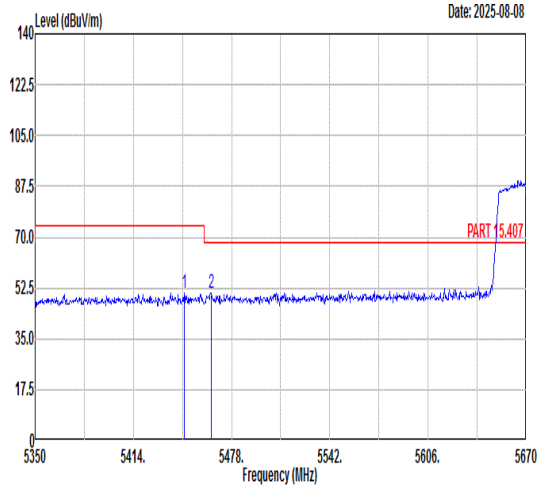 Freq Level Limit Line Margin (dB) Read Level Ant Factor Cable Loss Preamp Factor APos TPos Remark MHz dBuV/m dBuV/m dBuV dB/m dB dB cm deg 1 5446.96 50.78 74.00 -23.22 39.04 35.47 9.68 33.41 100 100 PEAK 2 5464.56 50.86 68.30 -17.44 39.10 35.48 9.69 33.41 100 100 PEAK	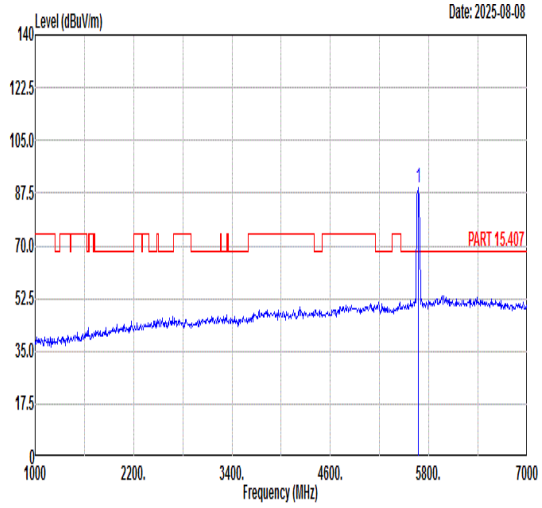 Freq Level Limit Line Margin (dB) Read Level Ant Factor Cable Loss Preamp Factor APos TPos Remark MHz dBuV/m dBuV/m dBuV dB/m dB dB cm deg 1 5670.00 89.03 ------ ------ 76.82 35.74 9.90 33.43 100 100 PEAK
Avg	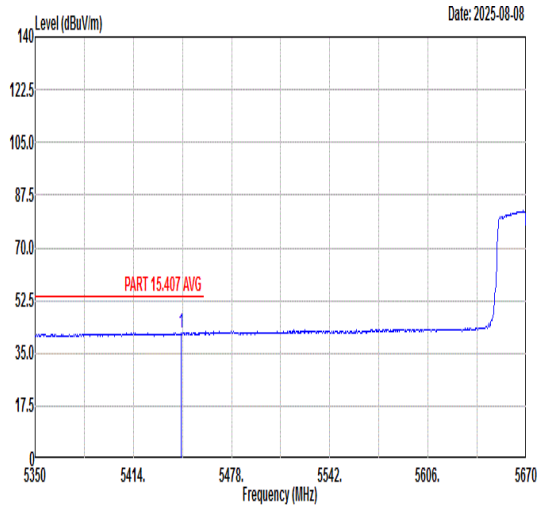 Freq Level Limit Line Margin (dB) Read Level Ant Factor Cable Loss Preamp Factor APos TPos Remark MHz dBuV/m dBuV/m dBuV dB/m dB dB cm deg 1 5445.36 41.82 54.00 -12.18 30.08 35.47 9.68 33.41 100 100 AVERAGE	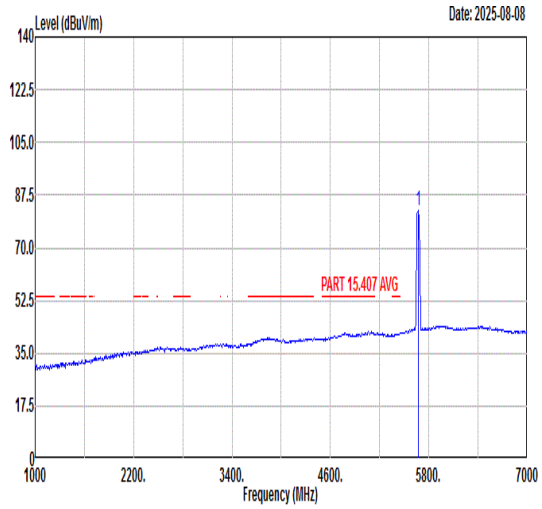 Freq Level Limit Line Margin (dB) Read Level Ant Factor Cable Loss Preamp Factor APos TPos Remark MHz dBuV/m dBuV/m dBuV dB/m dB dB cm deg 1 5670.00 82.30 ------ ------ 70.09 35.74 9.90 33.43 100 100 AVERAGE

Mode	62	
	Band Edge - R	
	U-NII-2C_5.47-5.725_802.11n HT40_CH134_5670MHz	
ANT	22	
Pol.	Horizontal	Fundamental
Peak	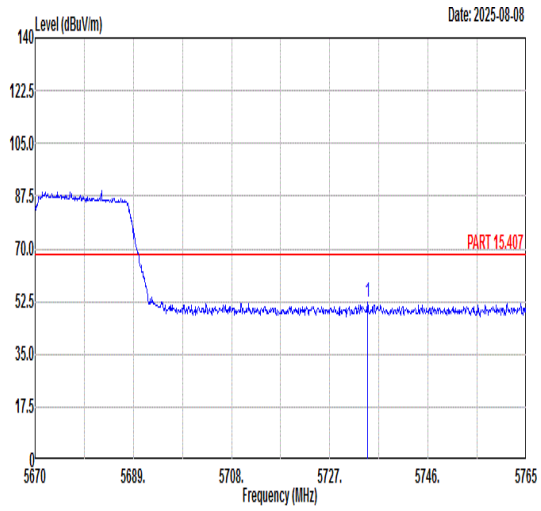 Freq Level Limit Line Margin (dB) Read Level Ant Factor Cable Loss Preamp Factor APos TPos Remark MHz dBuV/m dBuV/m dBuV dB/m dB dB cm deg 1 5734.32 52.52 68.30 -15.78 40.10 35.83 10.04 33.45 100 100 PEAK	Blank

Mode	62
	Band Edge - L
	U-NII-2C_5.47-5.725_802.11n HT40_CH134_5670MHz
ANT	22

Pol.	Vertical	Fundamental
Peak	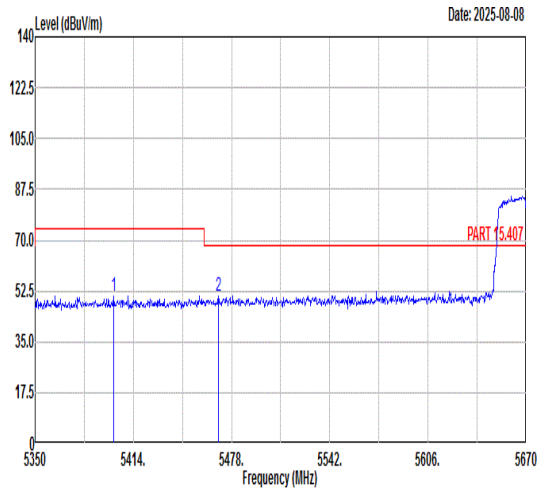 Freq Level Limit Line Margin (dB) Read Level Ant Factor Cable Loss Preamp Factor APos TPos Remark 1 5401.20 50.71 74.00 -23.29 39.06 35.44 9.63 33.42 332 255 PEAK 2 5469.36 50.53 68.30 -17.77 38.77 35.48 9.69 33.41 332 255 PEAK	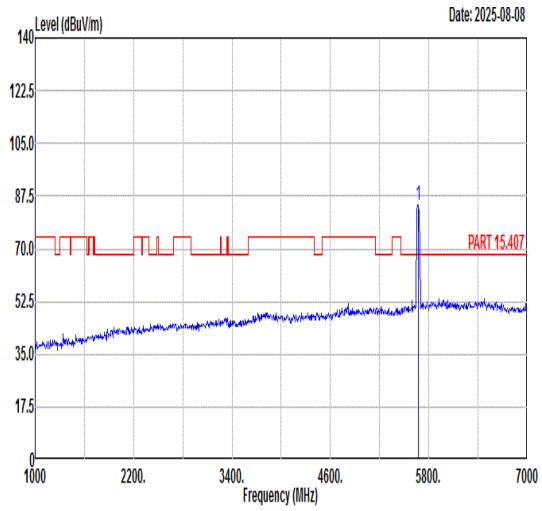 Freq Level Limit Line Margin (dB) Read Level Ant Factor Cable Loss Preamp Factor APos TPos Remark 1 5670.00 84.75 ------ ------ 72.56 35.73 9.89 33.43 332 255 PEAK
Avg	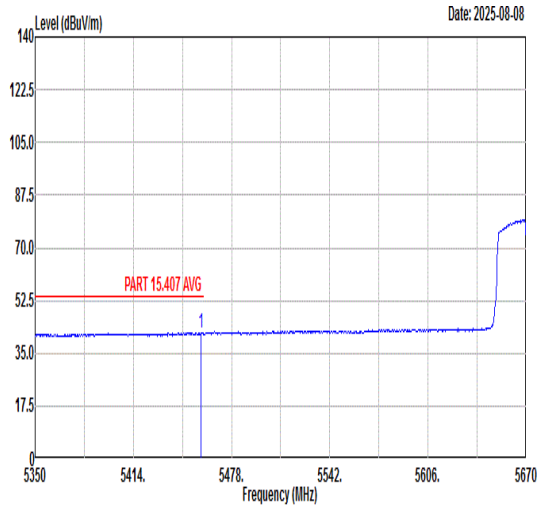 Freq Level Limit Line Margin (dB) Read Level Ant Factor Cable Loss Preamp Factor APos TPos Remark 1 5457.84 41.88 54.00 -12.12 30.13 35.47 9.69 33.41 332 255 AVERAGE	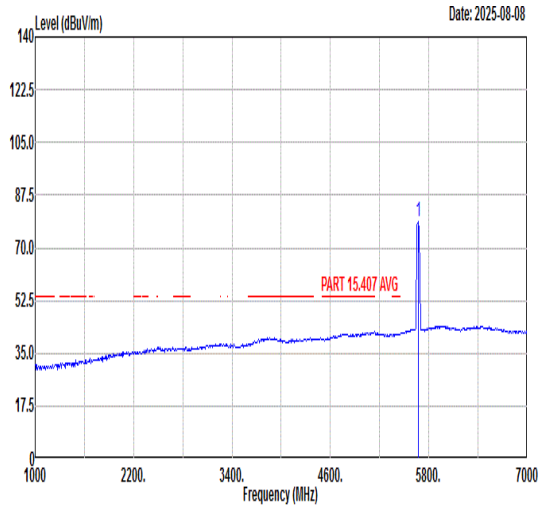 Freq Level Limit Line Margin (dB) Read Level Ant Factor Cable Loss Preamp Factor APos TPos Remark 1 5670.00 78.62 ------ ------ 66.41 35.74 9.90 33.43 332 255 AVERAGE

Mode	62	
	Band Edge - R	
	U-NII-2C_5.47-5.725_802.11n HT40_CH134_5670MHz	
ANT	22	
Pol.	Vertical	Fundamental
Peak	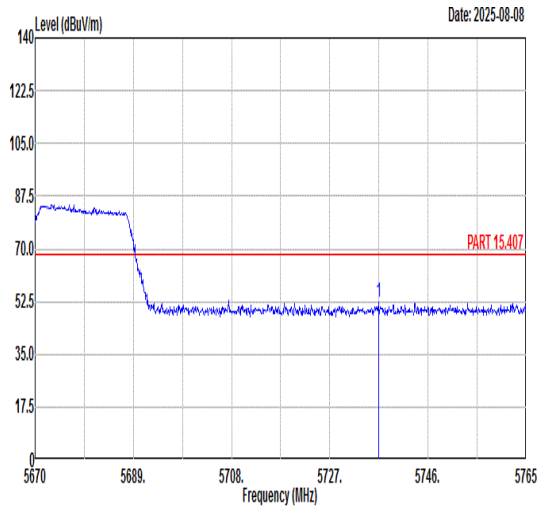 Freq Level Limit Line Margin (dB) Read Level Ant Factor Cable Loss Preamp Factor APos TPos Remark MHz dBuV/m dBuV/m dBuV dB/m dB dB cm deg 1 5736.41 52.26 68.30 -16.04 39.84 35.83 10.04 33.45 332 255 PEAK	Blank

Mode	63	
	Band Edge - L	
	U-NII-1_5.15-5.25_802.11ac VHT80_CH42_5210MHz	
ANT	22	
Pol.	Horizontal	Fundamental
Peak	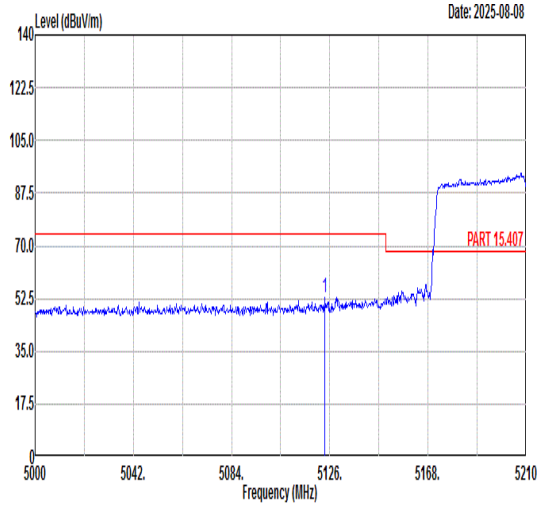 Freq Level Limit Line Margin (dB) Read Level Ant Factor Cable Loss Preamp Factor APos TPos Remark MHz dBuV/m dBuV/m dBuV dB/m dB dB cm deg 1 5123.90 52.84 74.00 -21.16 42.56 35.27 8.49 33.48 103 35 PEAK	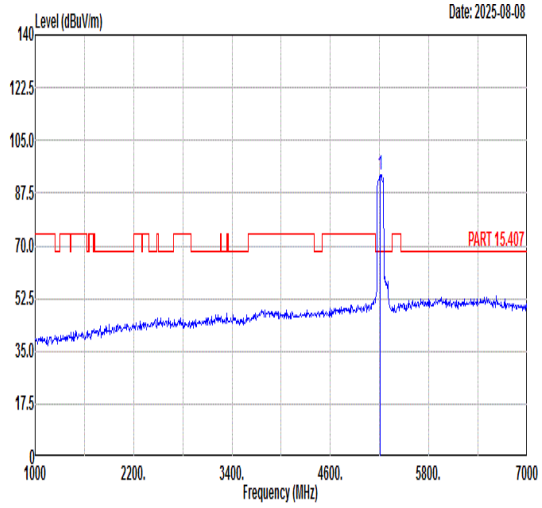 Freq Level Limit Line Margin (dB) Read Level Ant Factor Cable Loss Preamp Factor APos TPos Remark MHz dBuV/m dBuV/m dBuV dB/m dB dB cm deg 1 5210.00 93.35 ------ ------ 82.77 35.33 8.71 33.46 103 35 PEAK
Avg	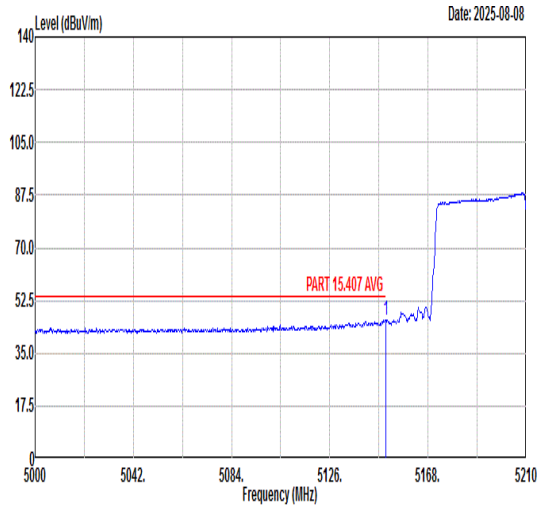 Freq Level Limit Line Margin (dB) Read Level Ant Factor Cable Loss Preamp Factor APos TPos Remark MHz dBuV/m dBuV/m dBuV dB/m dB dB cm deg 1 5149.94 45.97 54.00 -8.03 35.61 35.29 8.54 33.47 103 35 AVERAGE	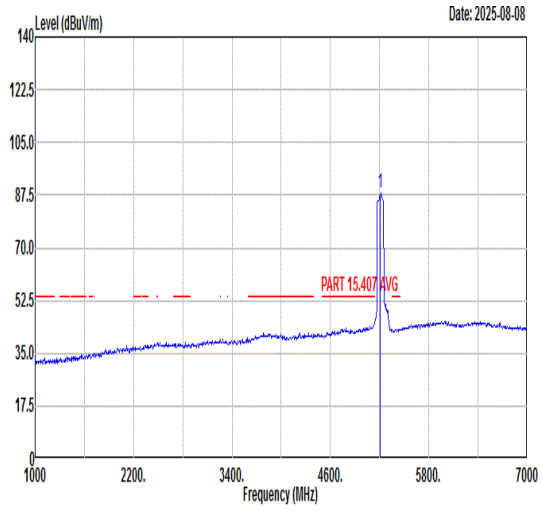 Freq Level Limit Line Margin (dB) Read Level Ant Factor Cable Loss Preamp Factor APos TPos Remark MHz dBuV/m dBuV/m dBuV dB/m dB dB cm deg 1 5210.00 88.04 ------ ------ 77.49 35.33 8.68 33.46 103 35 AVERAGE

Mode	63	
	Band Edge - R	
	U-NII-1_5.15-5.25_802.11ac VHT80_CH42_5210MHz	
ANT	22	
Pol.	Horizontal	Fundamental
Peak	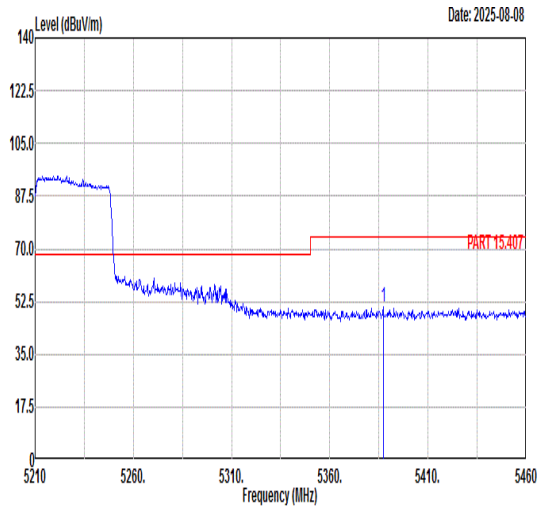 Freq Level Limit Line Margin (dB) Read Level Ant Factor Cable Loss Preamp Factor APos TPos Remark MHz dBuV/m dBuV/m dBuV dB/m dB dB cm deg 1 5387.25 50.84 74.00 -23.16 39.27 35.43 9.56 33.42 103 35 PEAK	Blank
Avg	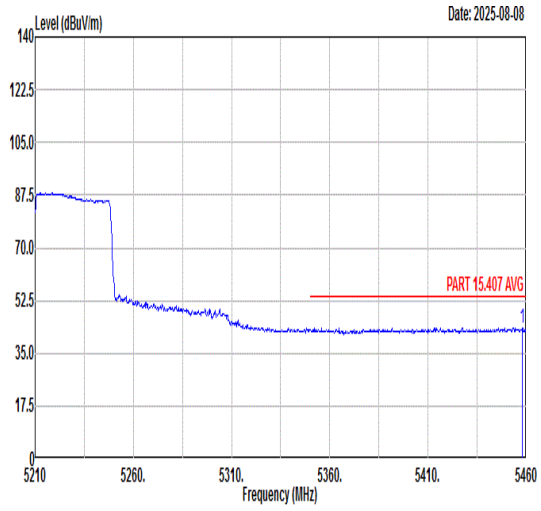 Freq Level Limit Line Margin (dB) Read Level Ant Factor Cable Loss Preamp Factor APos TPos Remark MHz dBuV/m dBuV/m dBuV dB/m dB dB cm deg 1 5458.00 43.46 54.00 -10.54 31.71 35.47 9.69 33.41 103 35 AVERAGE	Blank

Mode	63	
	Band Edge - L	
	U-NII-1_5.15-5.25_802.11ac VHT80_CH42_5210MHz	
ANT	22	
Pol.	Vertical	Fundamental
Peak	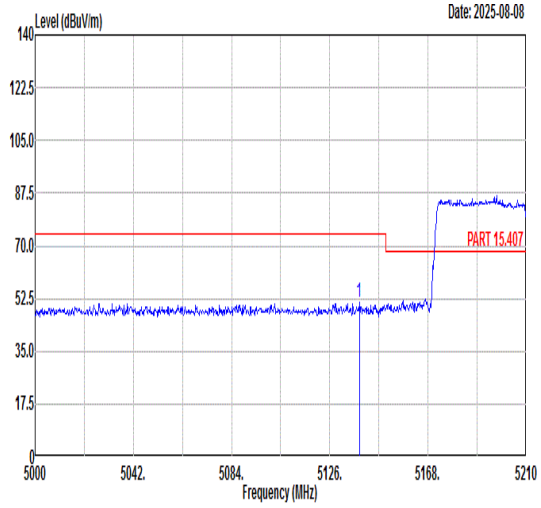 Freq Level Limit Line Margin (dB) Read Level Ant Factor Cable Loss Preamp Factor APos TPos Remark MHz dBuV/m dBuV/m dBuV dB/m dB dB cm deg 1 5138.60 51.09 74.00 -22.91 40.77 35.28 8.51 33.47 400 6 PEAK	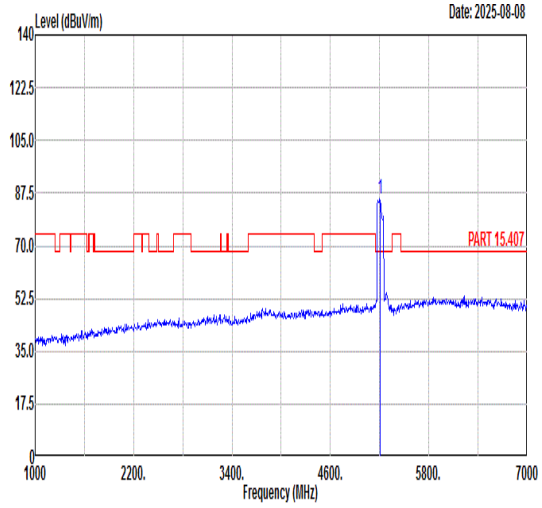 Freq Level Limit Line Margin (dB) Read Level Ant Factor Cable Loss Preamp Factor APos TPos Remark MHz dBuV/m dBuV/m dBuV dB/m dB dB cm deg 1 5210.00 85.76 ------ ------ 75.27 35.32 8.63 33.46 400 6 PEAK
Avg	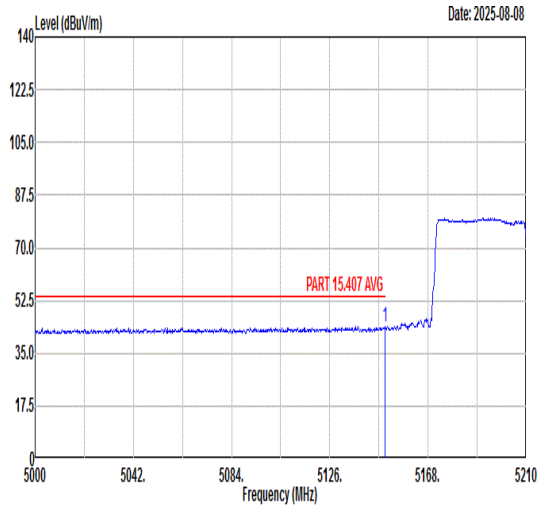 Freq Level Limit Line Margin (dB) Read Level Ant Factor Cable Loss Preamp Factor APos TPos Remark MHz dBuV/m dBuV/m dBuV dB/m dB dB cm deg 1 5149.73 43.81 54.00 -10.19 33.45 35.29 8.54 33.47 400 6 AVERAGE	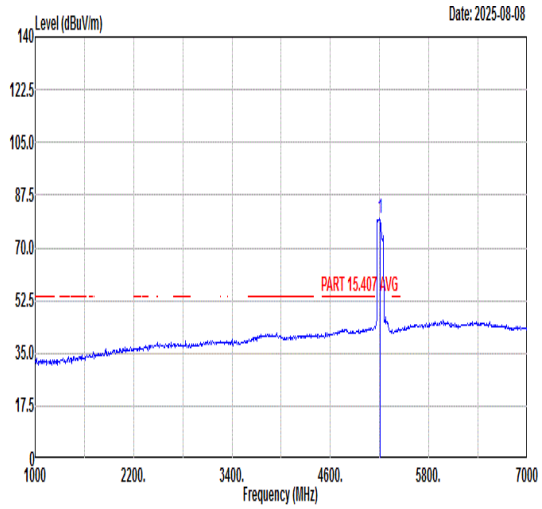 Freq Level Limit Line Margin (dB) Read Level Ant Factor Cable Loss Preamp Factor APos TPos Remark MHz dBuV/m dBuV/m dBuV dB/m dB dB cm deg 1 5210.00 79.56 ------ ------ 69.08 35.32 8.62 33.46 400 6 AVERAGE

Mode	63	
	Band Edge - R	
	U-NII-1_5.15-5.25_802.11ac VHT80_CH42_5210MHz	
ANT	22	
Pol.	Vertical	Fundamental
Peak	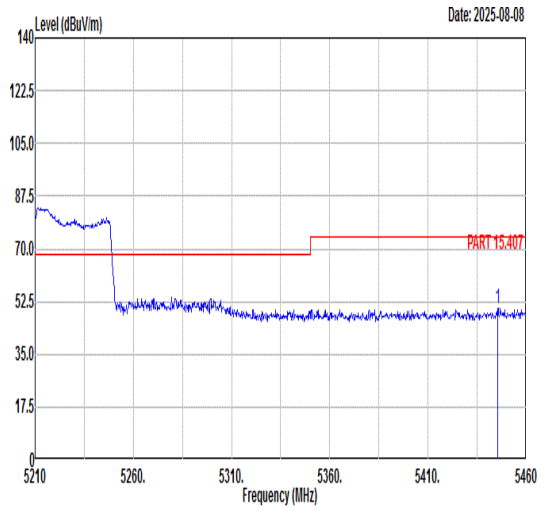 Freq Level Limit Line Margin (dB) Read Level Ant Factor Cable Loss Preamp Factor APos TPos Remark MHz dBuV/m dBuV/m dBuV dB/m dB dB cm deg 1 5445.50 50.23 74.00 -23.77 38.49 35.47 9.68 33.41 400 6 PEAK	Blank
Avg	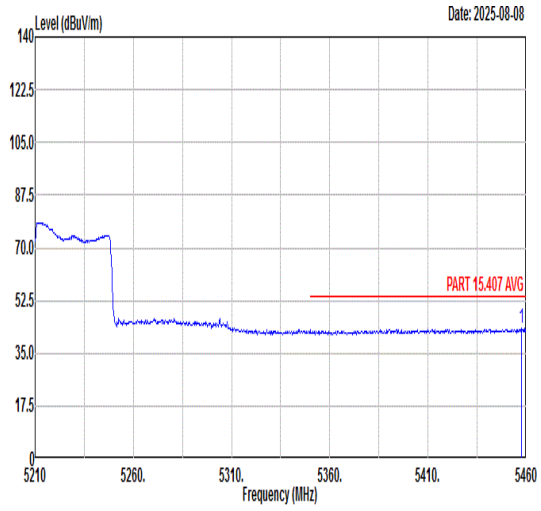 Freq Level Limit Line Margin (dB) Read Level Ant Factor Cable Loss Preamp Factor APos TPos Remark MHz dBuV/m dBuV/m dBuV dB/m dB dB cm deg 1 5457.75 43.09 54.00 -10.91 31.34 35.47 9.69 33.41 400 6 AVERAGE	Blank

Mode	64	
	Band Edge - L	
	U-NII-2A_5.25-5.35_802.11ac VHT80_CH58_5290MHz	
ANT	22	
Pol.	Horizontal	Fundamental
Peak	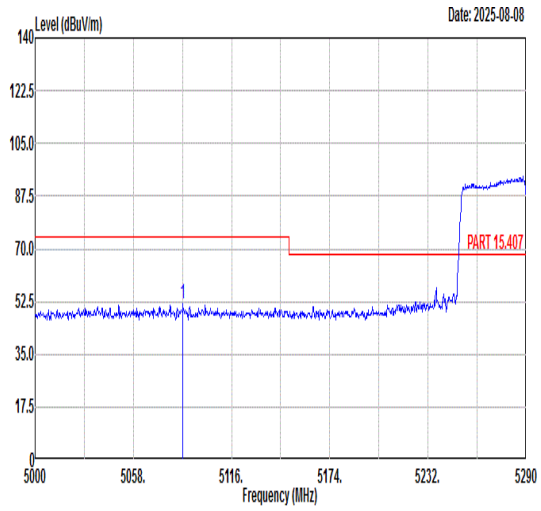 Freq Level Limit Line Margin (dB) Read Level Ant Factor Cable Loss Preamp Factor APos TPos Remark MHz dBuV/m dBuV/m dBuV dB/m dB dB cm deg 1 5087.29 51.69 74.00 -22.31 41.50 35.25 8.42 33.48 100 58 PEAK	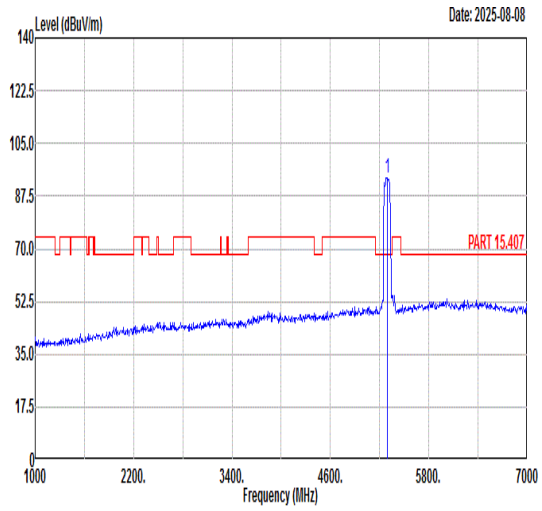 Freq Level Limit Line Margin (dB) Read Level Ant Factor Cable Loss Preamp Factor APos TPos Remark MHz dBuV/m dBuV/m dBuV dB/m dB dB cm deg 1 5290.00 93.76 ------ ------ 82.84 35.37 8.99 33.44 100 58 PEAK
Avg	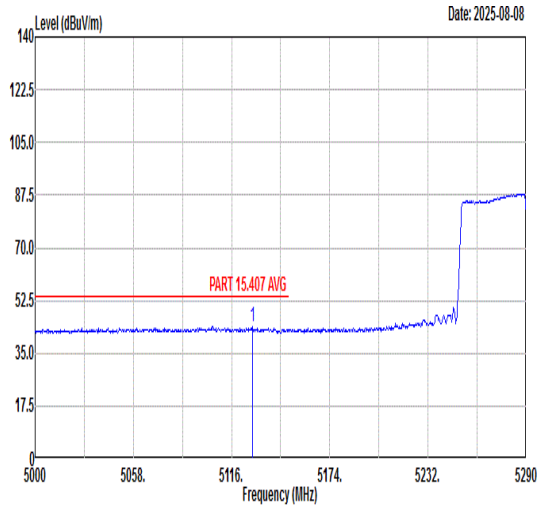 Freq Level Limit Line Margin (dB) Read Level Ant Factor Cable Loss Preamp Factor APos TPos Remark MHz dBuV/m dBuV/m dBuV dB/m dB dB cm deg 1 5128.18 43.85 54.00 -10.15 33.54 35.28 8.50 33.47 100 58 AVERAGE	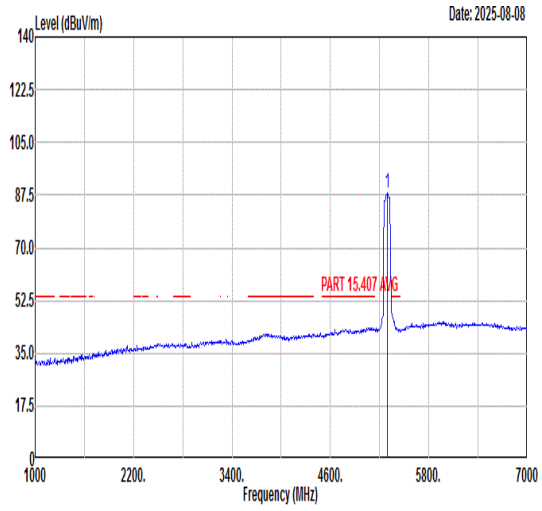 Freq Level Limit Line Margin (dB) Read Level Ant Factor Cable Loss Preamp Factor APos TPos Remark MHz dBuV/m dBuV/m dBuV dB/m dB dB cm deg 1 5290.00 88.01 ------ ------ 76.98 35.38 9.09 33.44 100 58 AVERAGE

Mode	64	
	Band Edge - R	
	U-NII-2A_5.25-5.35_802.11ac VHT80_CH58_5290MHz	
ANT	22	
Pol.	Horizontal	Fundamental
Peak	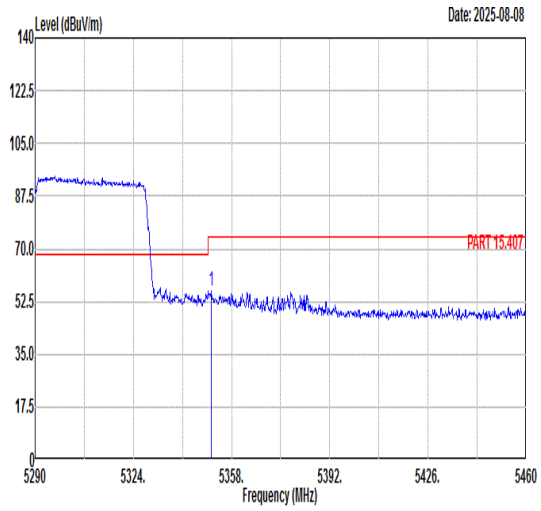 Freq Level Limit Line Margin (dB) Read Level Ant Factor Cable Loss Preamp Factor APos TPos Remark MHz dBuV/m dBuV/m dBuV dB/m dB dB cm deg 1 5351.03 56.07 74.00 -17.93 44.72 35.41 9.37 33.43 100 58 PEAK	Blank
Avg	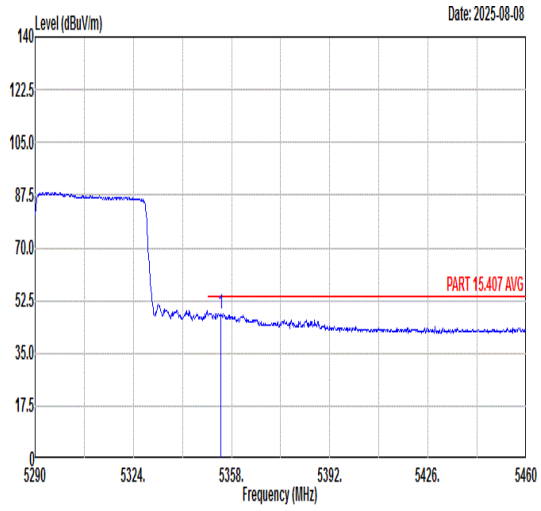 Freq Level Limit Line Margin (dB) Read Level Ant Factor Cable Loss Preamp Factor APos TPos Remark MHz dBuV/m dBuV/m dBuV dB/m dB dB cm deg 1 5354.26 48.23 54.00 -5.77 36.86 35.41 9.39 33.43 100 58 AVERAGE	Blank

Mode	64	
	Band Edge - L	
	U-NII-2A_5.25-5.35_802.11ac VHT80_CH58_5290MHz	
ANT	22	
Pol.	Vertical	Fundamental
Peak	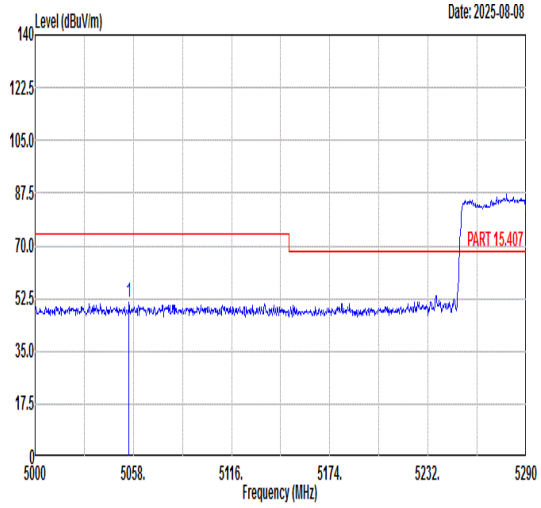 Freq Level Limit Line Margin (dB) Read Level Ant Factor Cable Loss Preamp Factor APos TPos Remark MHz dBuV/m dBuV/m dBuV dB/m dB dB cm deg 1 5055.39 51.12 74.00 -22.88 41.02 35.23 8.36 33.49 400 287 PEAK	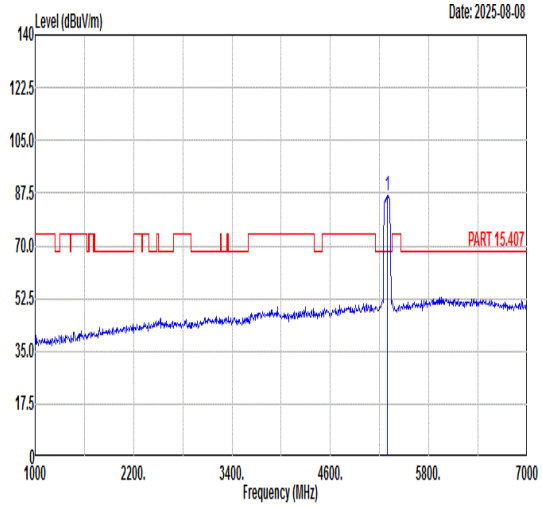 Freq Level Limit Line Margin (dB) Read Level Ant Factor Cable Loss Preamp Factor APos TPos Remark MHz dBuV/m dBuV/m dBuV dB/m dB dB cm deg 1 5290.00 86.90 ------ ------ 75.87 35.38 9.09 33.44 400 287 PEAK
Avg	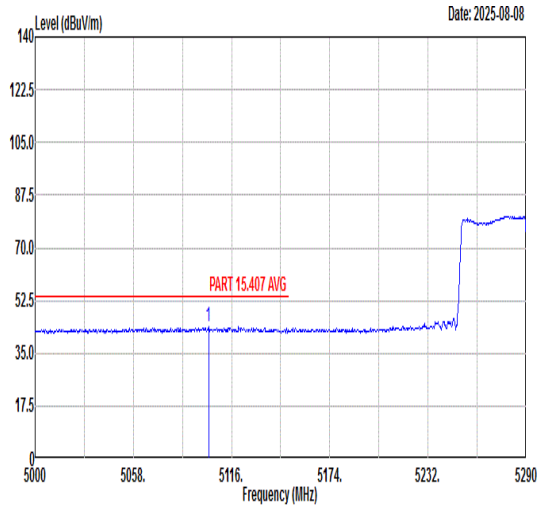 Freq Level Limit Line Margin (dB) Read Level Ant Factor Cable Loss Preamp Factor APos TPos Remark MHz dBuV/m dBuV/m dBuV dB/m dB dB cm deg 1 5102.37 43.74 54.00 -10.26 33.51 35.26 8.45 33.48 400 287 AVERAGE	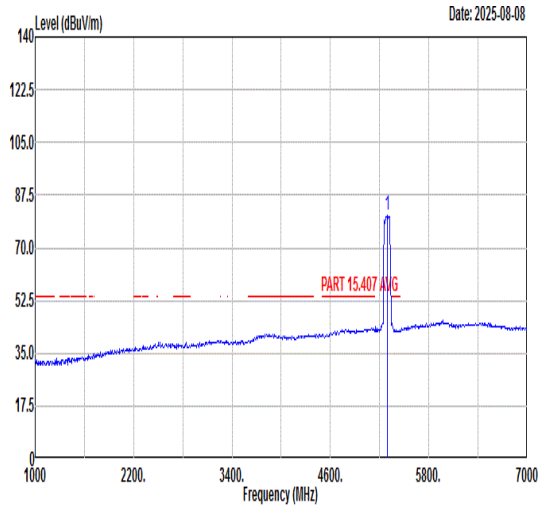 Freq Level Limit Line Margin (dB) Read Level Ant Factor Cable Loss Preamp Factor APos TPos Remark MHz dBuV/m dBuV/m dBuV dB/m dB dB cm deg 1 5290.00 80.61 ------ ------ 69.58 35.38 9.09 33.44 400 287 AVERAGE

Mode	64	
	Band Edge - R	
	U-NII-2A_5.25-5.35_802.11ac VHT80_CH58_5290MHz	
ANT	22	
Pol.	Vertical	Fundamental
Peak	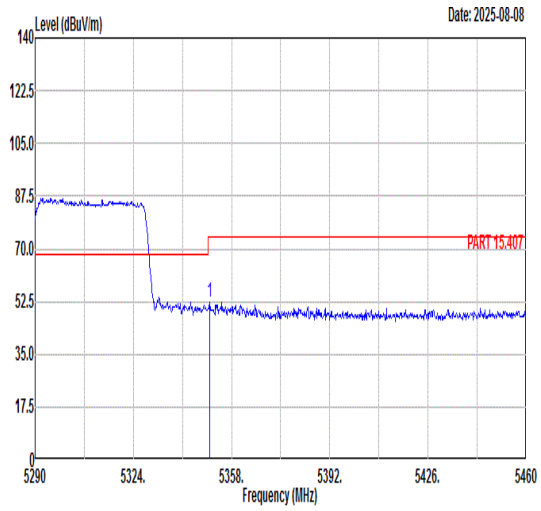 Freq Level Limit Line Margin (dB) Read Level Ant Factor Cable Loss Preamp Factor APos TPos Remark MHz dBuV/m dBuV/m dBuV dB/m dB dB cm deg 1 5350.52 52.48 74.00 -21.52 41.13 35.41 9.37 33.43 400 287 PEAK	Blank
Avg	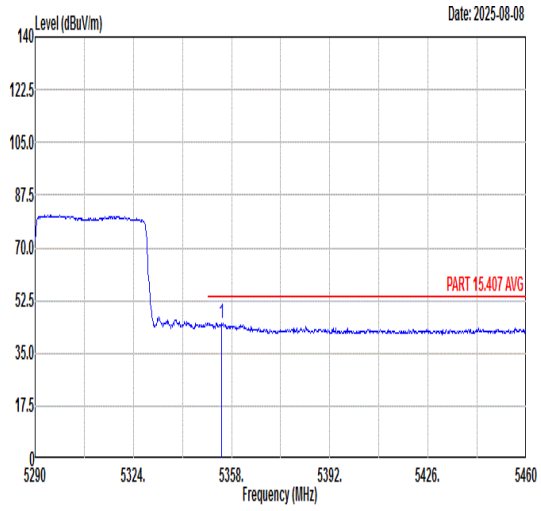 Freq Level Limit Line Margin (dB) Read Level Ant Factor Cable Loss Preamp Factor APos TPos Remark MHz dBuV/m dBuV/m dBuV dB/m dB dB cm deg 1 5354.60 44.88 54.00 -9.12 33.51 35.41 9.39 33.43 400 287 AVERAGE	Blank

Mode	65	
	Band Edge - L	
	U-NII-2C_5.47-5.725_802.11ac VHT80_CH106_5530MHz	
ANT	22	
Pol.	Horizontal	Fundamental
Peak	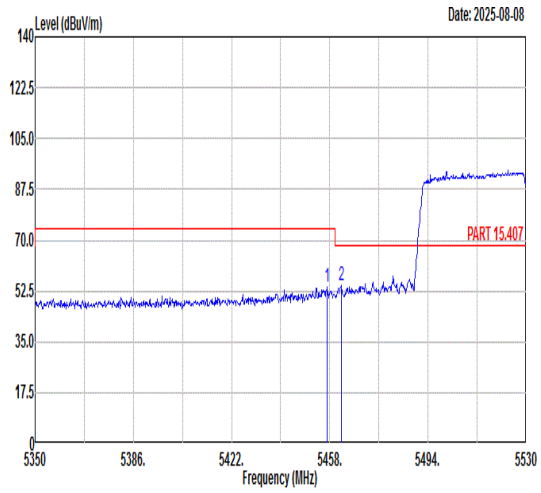 Freq Level Limit Line Margin (dB) Read Level Ant Factor Cable Loss Preamp Factor APos TPos Remark MHz dBuV/m dBuV/m dBuV dB/m dB dB cm deg 1 5457.10 54.08 74.00 -19.92 42.33 35.47 9.69 33.41 100 66 PEAK 2 5462.14 54.49 68.30 -13.81 42.73 35.48 9.69 33.41 100 66 PEAK	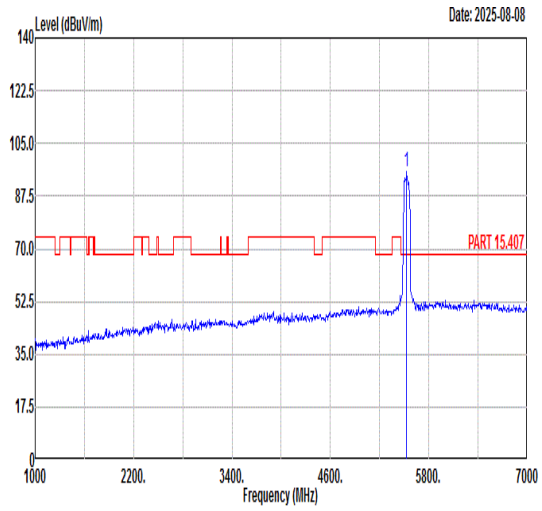 Freq Level Limit Line Margin (dB) Read Level Ant Factor Cable Loss Preamp Factor APos TPos Remark MHz dBuV/m dBuV/m dBuV dB/m dB dB cm deg 1 5530.00 95.62 ------ ------ 83.77 35.54 9.72 33.41 100 66 PEAK
Avg	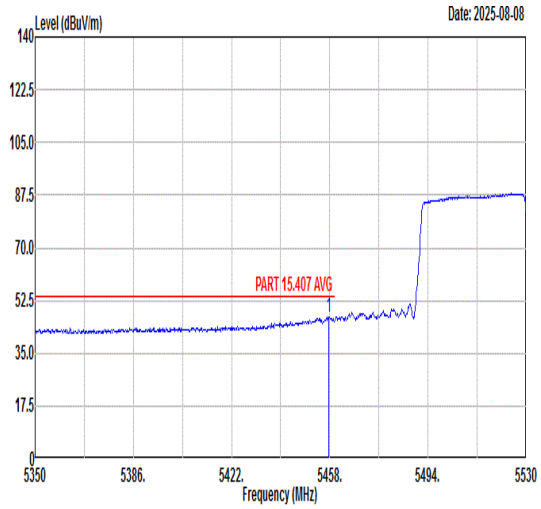 Freq Level Limit Line Margin (dB) Read Level Ant Factor Cable Loss Preamp Factor APos TPos Remark MHz dBuV/m dBuV/m dBuV dB/m dB dB cm deg 1 5457.64 47.07 54.00 -6.93 35.32 35.47 9.69 33.41 100 66 AVERAGE	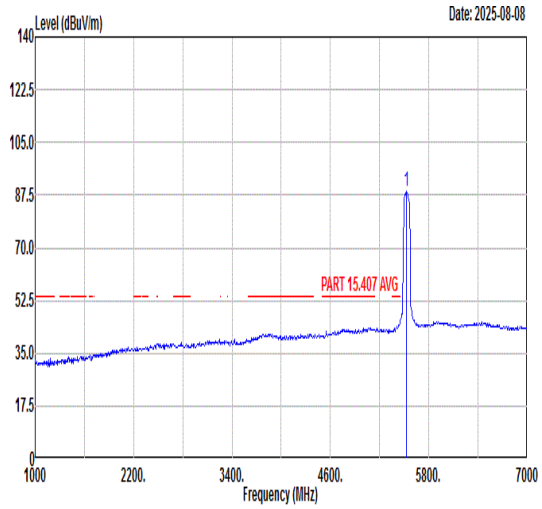 Freq Level Limit Line Margin (dB) Read Level Ant Factor Cable Loss Preamp Factor APos TPos Remark MHz dBuV/m dBuV/m dBuV dB/m dB dB cm deg 1 5530.00 88.84 ------ ------ 76.99 35.54 9.72 33.41 100 66 AVERAGE

Mode	65	
	Band Edge - R	
	U-NII-2C_5.47-5.725_802.11ac VHT80_CH106_5530MHz	
ANT	22	
Pol.	Horizontal	Fundamental
Peak	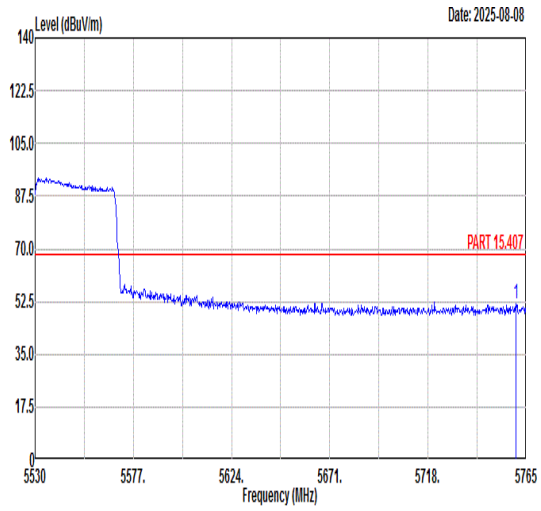 Freq Level Limit Line Margin (dB) Read Level Ant Factor Cable Loss Preamp Factor APos TPos Remark MHz dBuV/m dBuV/m dBuV dB/m dB dB cm deg 1 5760.07 51.60 68.30 -16.70 39.10 35.86 10.09 33.45 100 66 PEAK	Blank

Mode	65
	Band Edge - L
	U-NII-2C_5.47-5.725_802.11ac VHT80_CH106_5530MHz
ANT	22

Pol.	Vertical	Fundamental
Peak	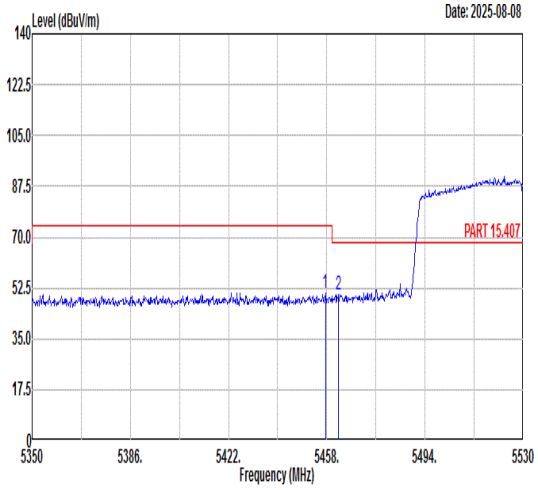 Freq Level Limit Line Margin (dB) Read Level Ant Factor Cable Loss Preamp Factor APos TPos Remark MHz dBuV/m dBuV/m dBuV dB/m dB dB cm deg 1 5457.46 50.79 74.00 -23.21 39.04 35.47 9.69 33.41 396 247 PEAK 2 5462.32 50.29 68.30 -18.01 38.53 35.48 9.69 33.41 396 247 PEAK	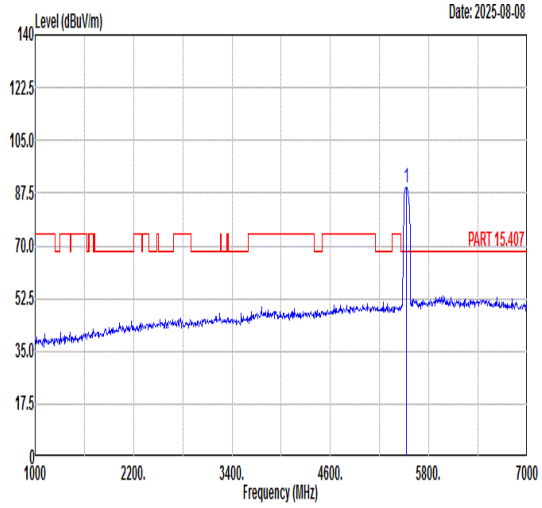 Freq Level Limit Line Margin (dB) Read Level Ant Factor Cable Loss Preamp Factor APos TPos Remark MHz dBuV/m dBuV/m dBuV dB/m dB dB cm deg 1 5530.00 89.49 ------ ------ 77.62 35.55 9.73 33.41 396 247 PEAK
Avg	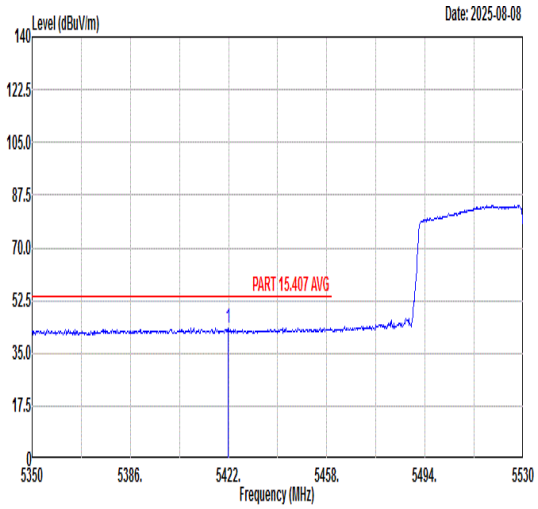 Freq Level Limit Line Margin (dB) Read Level Ant Factor Cable Loss Preamp Factor APos TPos Remark MHz dBuV/m dBuV/m dBuV dB/m dB dB cm deg 1 5421.82 43.55 54.00 -10.45 31.85 35.45 9.67 33.42 396 247 AVERAGE	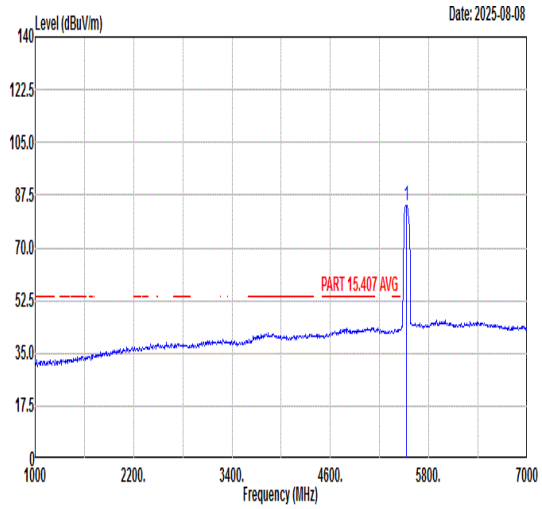 Freq Level Limit Line Margin (dB) Read Level Ant Factor Cable Loss Preamp Factor APos TPos Remark MHz dBuV/m dBuV/m dBuV dB/m dB dB cm deg 1 5530.00 84.25 ------ ------ 72.38 35.55 9.73 33.41 396 247 AVERAGE

Mode	65	
	Band Edge - R	
	U-NII-2C_5.47-5.725_802.11ac VHT80_CH106_5530MHz	
ANT	22	
Pol.	Vertical	Fundamental
Peak	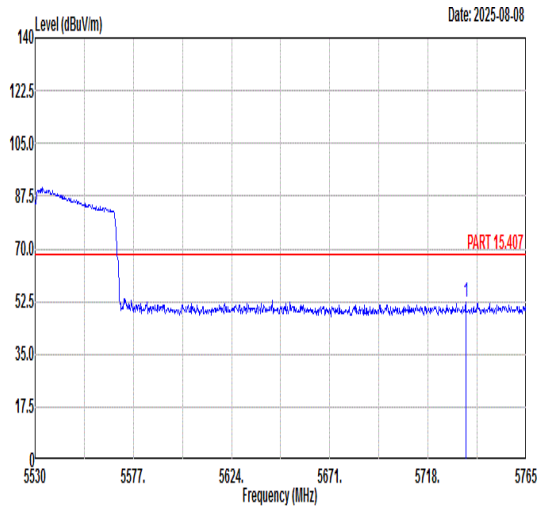 Freq Level Limit Line Margin (dB) Read Level Ant Factor Cable Loss Preamp Factor APos TPos Remark MHz dBuV/m dBuV/m dBuV dB/m dB dB cm deg 1 5736.10 52.06 68.30 -16.24 39.64 35.83 10.04 33.45 396 247 PEAK	Blank

Mode	66	
	Band Edge - L	
	U-NII-2C_5.47-5.725_802.11ac VHT80_CH122_5610MHz	
ANT	22	
Pol.	Horizontal	Fundamental
Peak	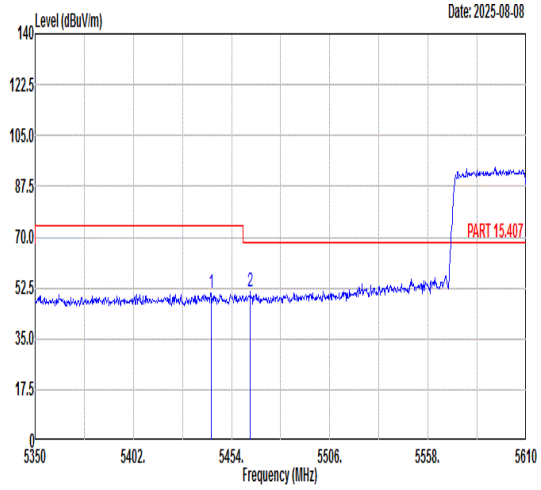 Freq Level Limit Line Margin (dB) Read Level Ant Factor Cable Loss Preamp Factor APos TPos Remark 1 5443.08 50.78 74.00 -23.22 39.04 35.47 9.68 33.41 100 66 PEAK 2 5463.88 51.36 68.30 -16.94 39.60 35.48 9.69 33.41 100 66 PEAK	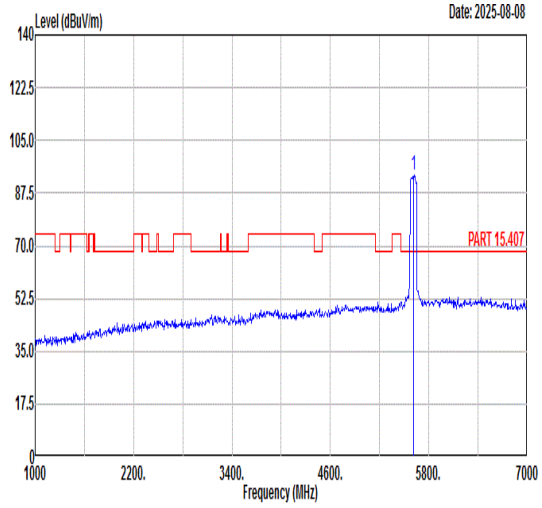 Freq Level Limit Line Margin (dB) Read Level Ant Factor Cable Loss Preamp Factor APos TPos Remark 1 5610.00 93.48 ------ ------ 81.43 35.67 9.80 33.42 100 66 PEAK
Avg	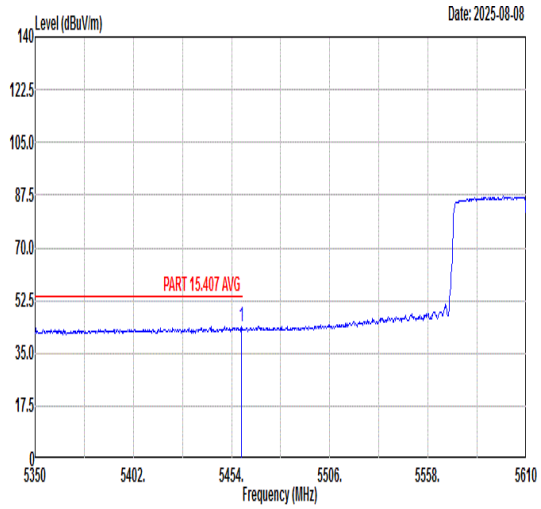 Freq Level Limit Line Margin (dB) Read Level Ant Factor Cable Loss Preamp Factor APos TPos Remark 1 5459.20 43.77 54.00 -10.23 32.01 35.48 9.69 33.41 100 66 AVERAGE	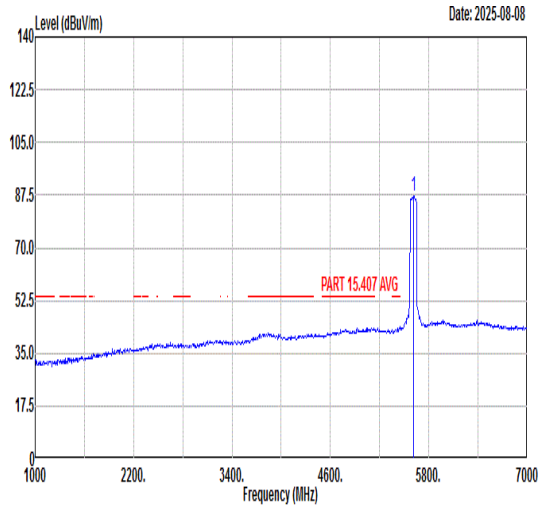 Freq Level Limit Line Margin (dB) Read Level Ant Factor Cable Loss Preamp Factor APos TPos Remark 1 5610.00 87.43 ------ ------ 75.40 35.66 9.79 33.42 100 66 AVERAGE

Mode	66	
	Band Edge - R	
	U-NII-2C_5.47-5.725_802.11ac VHT80_CH122_5610MHz	
ANT	22	
Pol.	Horizontal	Fundamental
Peak	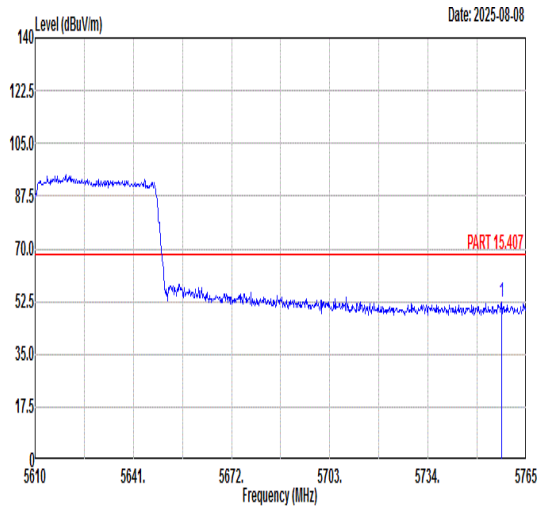 Freq Level Limit Line Margin (dB) Read Level Ant Factor Cable Loss Preamp Factor APos TPos Remark MHz dBuV/m dBuV/m dBuV dB/m dB dB cm deg 1 5757.25 52.11 68.30 -16.19 39.61 35.86 10.09 33.45 100 66 PEAK	Blank