Mode	66
	Band Edge - L
	U-NII-2C_5.47-5.725_802.11ac VHT80_CH122_5610MHz
ANT	22

Pol.	Vertical	Fundamental
Peak	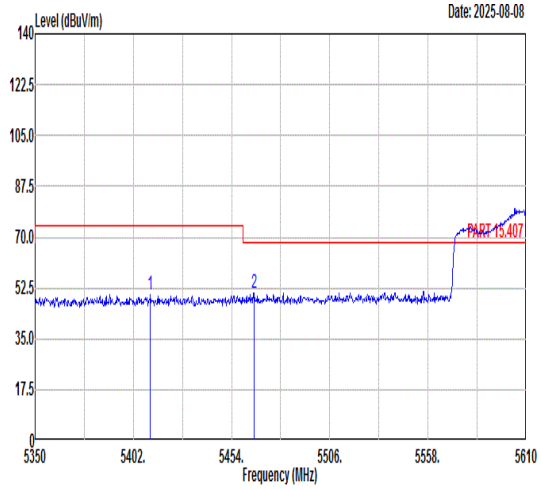 Freq Level Limit Line Margin (dB) Read Level Ant Factor Cable Loss Preamp Factor APos TPos Remark 1 5411.10 50.18 74.00 -23.82 38.49 35.45 9.66 33.42 200 350 PEAK 2 5465.96 50.76 68.30 -17.54 39.00 35.48 9.69 33.41 200 350 PEAK	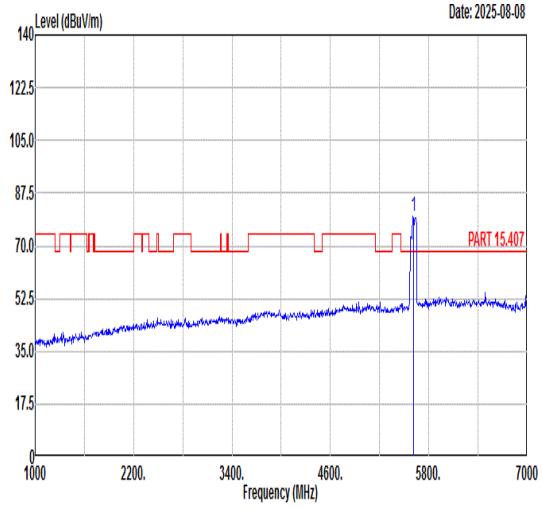 Freq Level Limit Line Margin (dB) Read Level Ant Factor Cable Loss Preamp Factor APos TPos Remark 1 5610.00 79.83 ------ ------ 67.83 35.65 9.77 33.42 200 350 PEAK
Avg	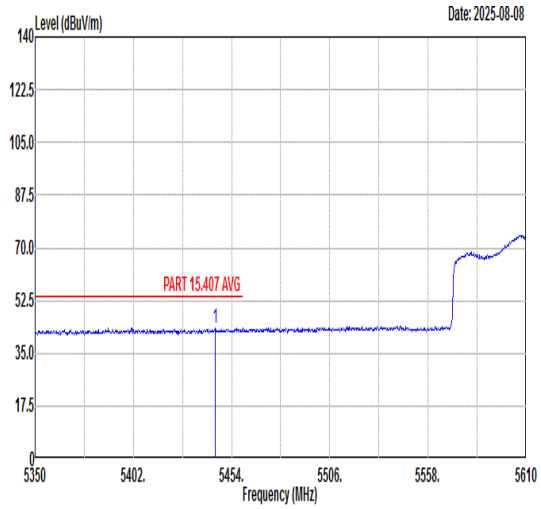 Freq Level Limit Line Margin (dB) Read Level Ant Factor Cable Loss Preamp Factor APos TPos Remark 1 5445.16 43.58 54.00 -10.42 31.84 35.47 9.68 33.41 200 350 AVERAGE	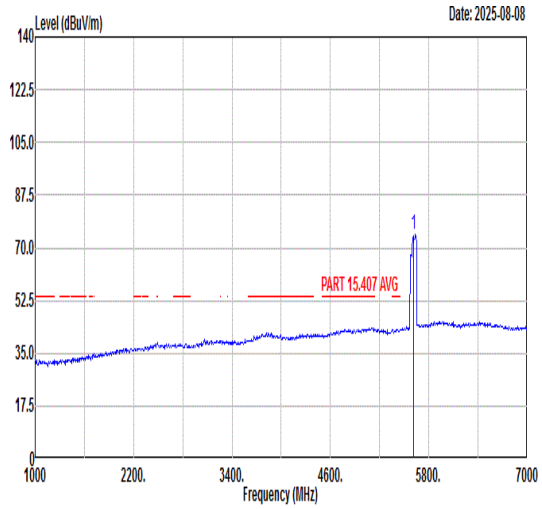 Freq Level Limit Line Margin (dB) Read Level Ant Factor Cable Loss Preamp Factor APos TPos Remark 1 5610.00 74.35 ------ ------ 62.25 35.69 9.84 33.43 200 350 AVERAGE

Mode	66	
	Band Edge - R	
	U-NII-2C_5.47-5.725_802.11ac VHT80_CH122_5610MHz	
ANT	22	
Pol.	Vertical	Fundamental
Peak	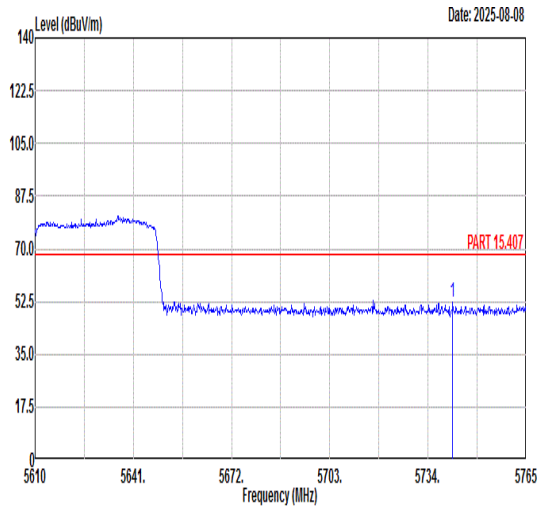 Freq Level Limit Line Margin (dB) Read Level Ant Factor Cable Loss Preamp Factor APos TPos Remark MHz dBuV/m dBuV/m dBuV dB/m dB dB cm deg 1 5741.75 52.25 68.30 -16.05 39.81 35.84 10.05 33.45 200 350 PEAK	Blank

Mode	67	
	Band Edge	
	U-NII-3_5.725-5.85_802.11n HT20_CH149_5745MHz	
ANT	22	
Pol.	Horizontal	Fundamental
Peak	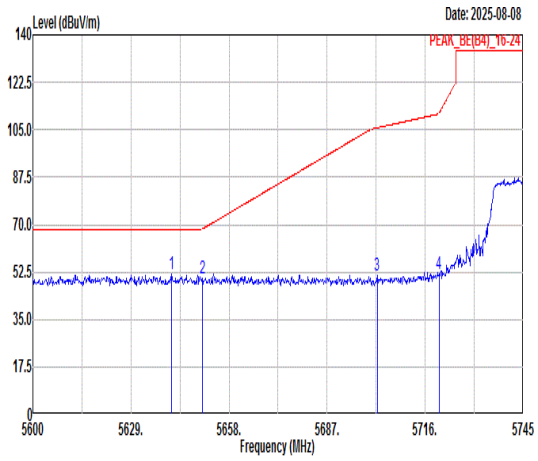 Freq Level Limit Line Margin (dB) Read Level Ant Factor Cable Loss Preamp Factor APos TPos Remark MHz dBuV/m dBuV/m dBuV dB/m dB dB cm deg 1 5640.89 51.62 68.30 -16.68 39.51 35.70 9.84 33.43 300 336 PEAK 2 5650.03 50.16 68.32 -18.16 38.02 35.71 9.86 33.43 300 336 PEAK 3 5701.79 51.09 105.70 -54.61 38.78 35.78 9.97 33.44 300 336 PEAK 4 5720.06 51.80 110.94 -59.14 39.42 35.81 10.01 33.44 300 336 PEAK	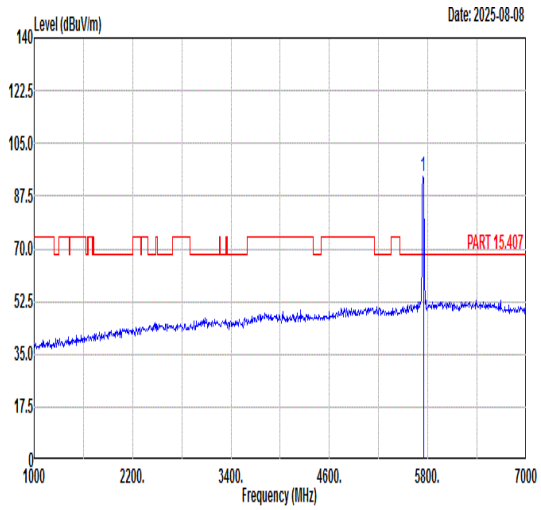 Freq Level Limit Line Margin (dB) Read Level Ant Factor Cable Loss Preamp Factor APos TPos Remark MHz dBuV/m dBuV/m dBuV dB/m dB dB cm deg 1 5745.00 94.03 ------ ------ 81.59 35.84 10.05 33.45 300 336 PEAK
Avg	Blank	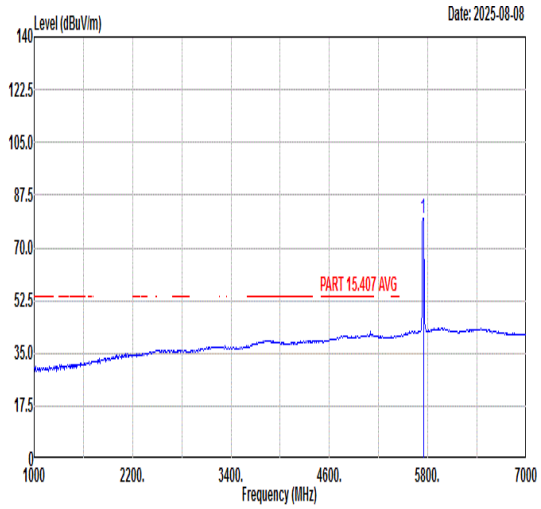 Freq Level Limit Line Margin (dB) Read Level Ant Factor Cable Loss Preamp Factor APos TPos Remark MHz dBuV/m dBuV/m dBuV dB/m dB dB cm deg 1 5745.00 79.98 ------ ------ 67.53 35.84 10.06 33.45 300 336 AVERAGE

Mode	67	
	Band Edge	
	U-NII-3_5.725-5.85_802.11n HT20_CH149_5745MHz	
ANT	22	
Pol.	Vertical	Fundamental
Peak	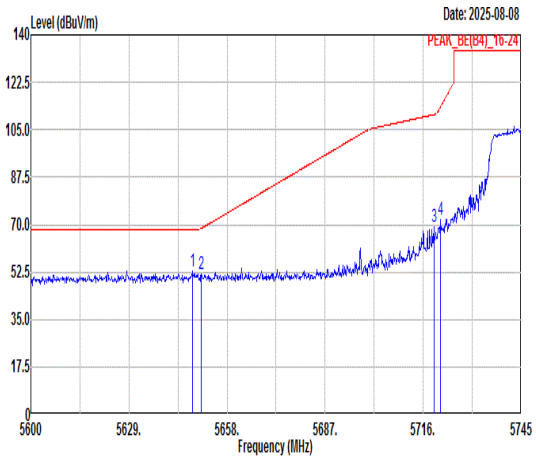 Freq Level Limit Line Margin (dB) Read Level Ant Factor Cable Loss Preamp Factor APos TPos Remark 1 5647.71 53.00 68.30 -15.30 40.86 35.71 9.86 33.43 100 73 PEAK 2 5650.32 51.59 68.53 -16.94 39.45 35.71 9.86 33.43 100 73 PEAK 3 5719.19 69.04 110.57 -41.53 56.66 35.81 10.01 33.44 100 73 PEAK 4 5721.08 71.60 113.25 -41.65 59.22 35.81 10.01 33.44 100 73 PEAK	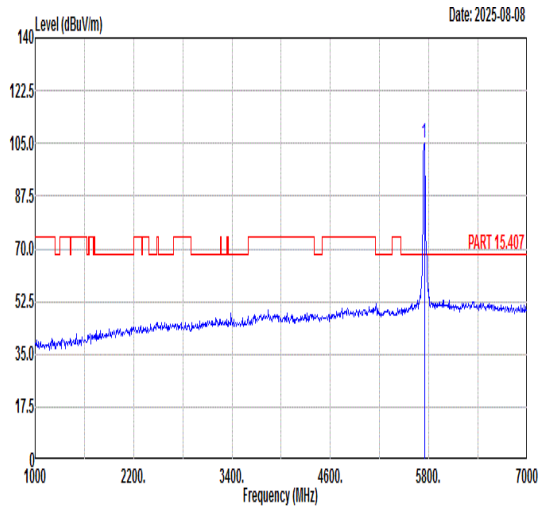 Freq Level Limit Line Margin (dB) Read Level Ant Factor Cable Loss Preamp Factor APos TPos Remark 1 5745.00 104.88 ------ ------ 92.43 35.84 10.06 33.45 100 73 PEAK
Avg	Blank	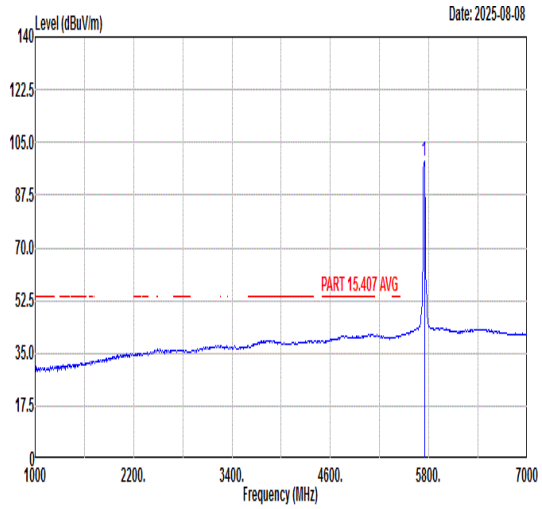 Freq Level Limit Line Margin (dB) Read Level Ant Factor Cable Loss Preamp Factor APos TPos Remark 1 5745.00 98.70 ------ ------ 86.25 35.84 10.06 33.45 100 73 AVERAGE

Mode	67	
	Harmonic	
	U-NII-3_5.725-5.85_802.11n HT20_CH149_5745MHz	
ANT	22	
Pol.	Horizontal	Vertical
Peak Avg	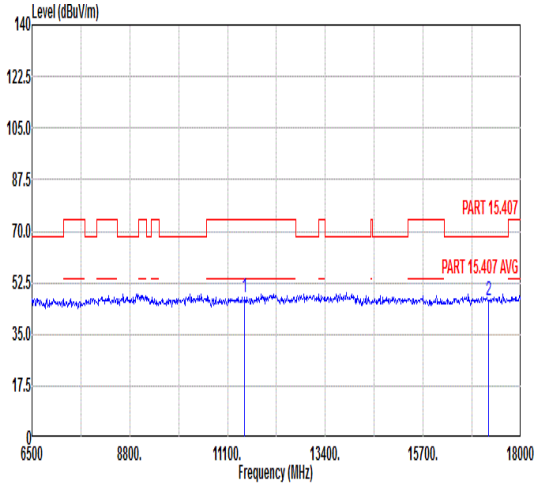 Freq Level Limit Line Margin Read Level Ant Factor Cable Loss Preamp Factor APos TPos Remark MHz dBuV/m dBuV/m dB dBuV dB/m dB dB cm deg 1 11490.00 47.35 74.00 -26.65 59.13 39.19 12.87 63.84 --- --- Peak 2 17235.00 46.48 68.30 -21.82 53.26 42.56 15.72 65.06 --- --- Peak	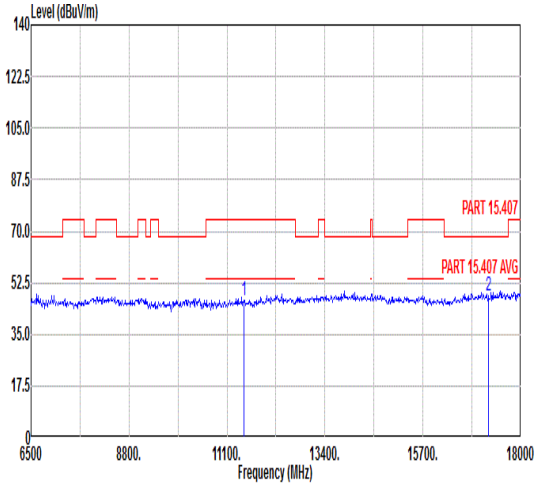 Freq Level Limit Line Margin Read Level Ant Factor Cable Loss Preamp Factor APos TPos Remark MHz dBuV/m dBuV/m dB dBuV dB/m dB dB cm deg 1 11490.00 46.65 74.00 -27.35 58.43 39.19 12.87 63.84 --- --- Peak 2 17235.00 48.25 68.30 -20.05 55.03 42.56 15.72 65.06 --- --- Peak

Mode	68	
	Harmonic	
	U-NII-3_5.725-5.85_802.11n HT20_CH157_5785MHz	
ANT	22	
Pol.	Horizontal	Vertical
Peak Avg	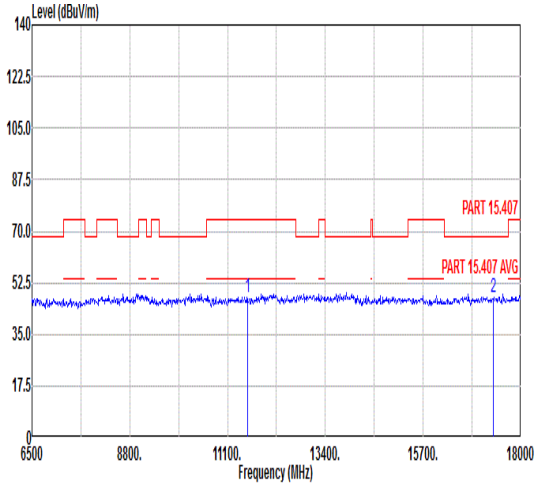 Freq Level Limit Line Margin Read Level Ant Factor Cable Loss Preamp Factor APos TPos Remark MHz dBuV/m dBuV/m dB dBuV dB/m dB dB cm deg 1 11570.00 47.35 74.00 -26.65 59.04 39.28 12.93 63.90 --- --- Peak 2 17355.00 47.81 68.30 -20.49 54.50 42.69 15.81 65.19 --- --- Peak	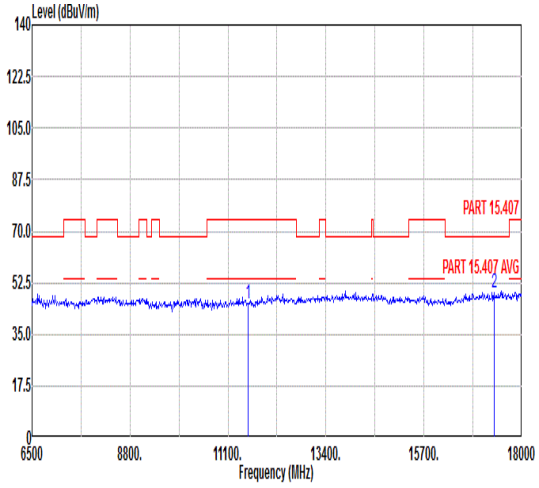 Freq Level Limit Line Margin Read Level Ant Factor Cable Loss Preamp Factor APos TPos Remark MHz dBuV/m dBuV/m dB dBuV dB/m dB dB cm deg 1 11570.00 45.67 74.00 -28.33 57.36 39.28 12.93 63.90 --- --- Peak 2 17355.00 49.22 68.30 -19.08 55.91 42.69 15.81 65.19 --- --- Peak

Mode	69	
	Band Edge	
	U-NII-3_5.725-5.85_802.11n HT20_CH165_5825MHz	
ANT	22	
Pol.	Horizontal	Fundamental
Peak	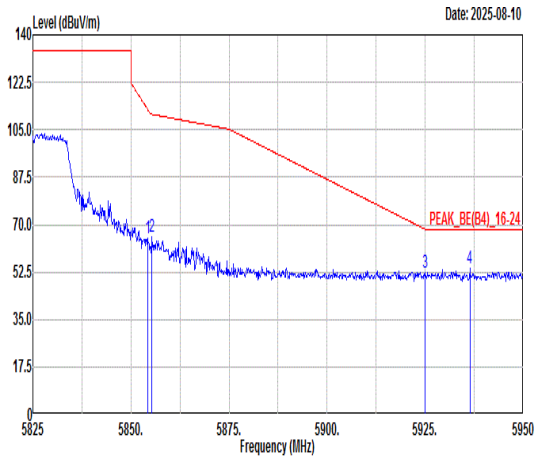 Freq Level Limit Line Margin (dB) Read Level Ant Factor Cable Loss Preamp Factor APos TPos Remark MHz dBuV/m dBuV/m dBuV dB/m dB dB cm deg 1 5854.25 65.16 112.51 -47.35 52.34 36.00 10.29 33.47 220 293 PEAK 2 5855.38 65.62 110.69 -45.07 52.80 36.00 10.29 33.47 220 293 PEAK 3 5924.88 52.18 68.39 -16.21 39.13 36.09 10.44 33.48 220 293 PEAK 4 5936.38 53.65 68.30 -14.65 40.57 36.11 10.46 33.49 220 293 PEAK	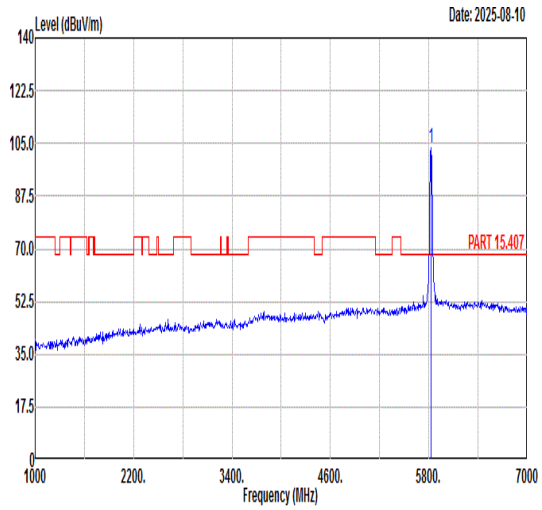 Freq Level Limit Line Margin (dB) Read Level Ant Factor Cable Loss Preamp Factor APos TPos Remark MHz dBuV/m dBuV/m dBuV dB/m dB dB cm deg 1 5825.00 103.34 ------ ------ 90.62 35.95 10.23 33.46 220 293 PEAK
Avg	Blank	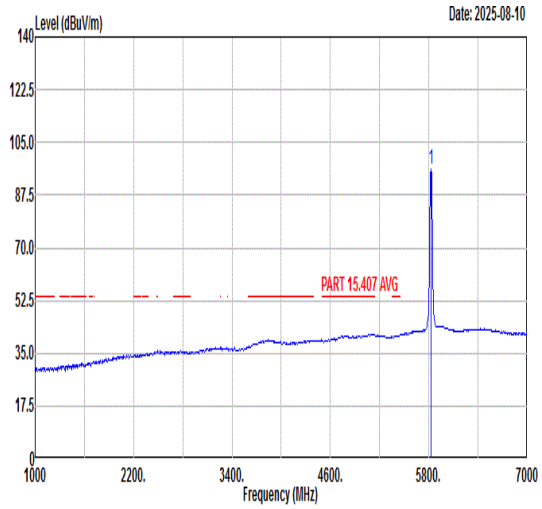 Freq Level Limit Line Margin (dB) Read Level Ant Factor Cable Loss Preamp Factor APos TPos Remark MHz dBuV/m dBuV/m dBuV dB/m dB dB cm deg 1 5825.00 96.39 ------ ------ 83.67 35.95 10.23 33.46 220 293 AVERAGE

Mode	69	
	Band Edge	
	U-NII-3_5.725-5.85_802.11n HT20_CH165_5825MHz	
ANT	22	
Pol.	Vertical	Fundamental
Peak	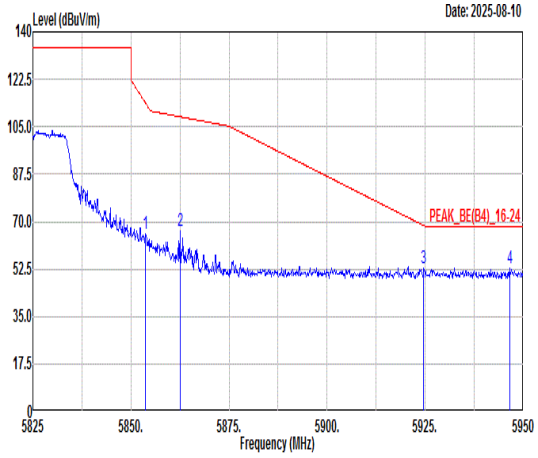 Freq Level Limit Line Margin (dB) Read Level Ant Factor Cable Loss Preamp Factor APos TPos Remark MHz dBuV/m dBuV/m dBuV dB/m dB dB cm deg 1 5853.75 65.65 113.65 -48.00 52.83 36.00 10.29 33.47 100 72 PEAK 2 5862.50 66.66 108.70 -42.04 53.81 36.01 10.31 33.47 100 72 PEAK 3 5924.63 52.64 68.58 -15.94 39.59 36.09 10.44 33.48 100 72 PEAK 4 5946.50 52.70 68.30 -15.60 39.58 36.13 10.48 33.49 100 72 PEAK	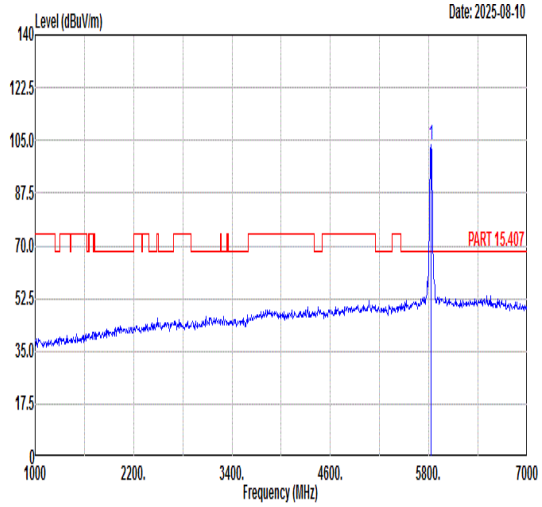 Freq Level Limit Line Margin (dB) Read Level Ant Factor Cable Loss Preamp Factor APos TPos Remark MHz dBuV/m dBuV/m dBuV dB/m dB dB cm deg 1 5825.00 103.40 ------ ------ 90.67 35.96 10.24 33.47 100 72 PEAK
Avg	Blank	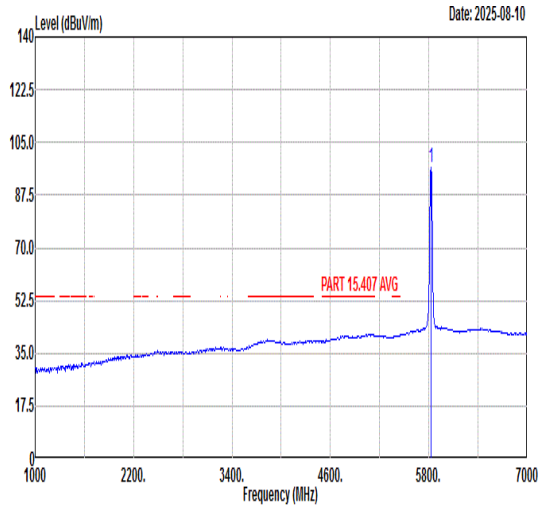 Freq Level Limit Line Margin (dB) Read Level Ant Factor Cable Loss Preamp Factor APos TPos Remark MHz dBuV/m dBuV/m dBuV dB/m dB dB cm deg 1 5825.00 96.72 ------ ------ 84.00 35.95 10.23 33.46 100 72 AVERAGE

Mode	69	
	Harmonic	
	U-NII-3_5.725-5.85_802.11n HT20_CH165_5825MHz	
ANT	22	
Pol.	Horizontal	Vertical
Peak Avg	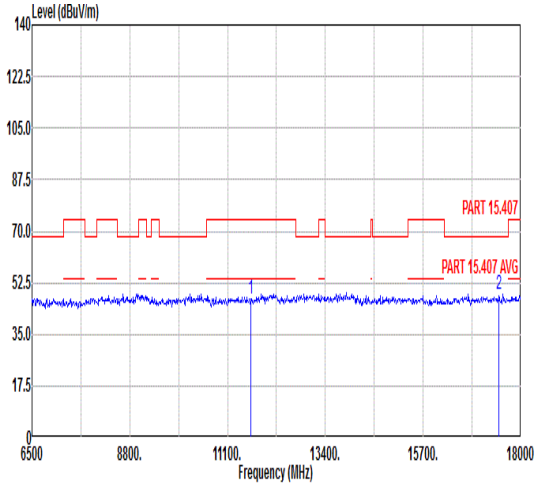 Freq Level Limit Line Margin Read Level Ant Factor Cable Loss Preamp Factor APos TPos Remark MHz dBuV/m dBuV/m dB dBuV dB/m dB dB cm deg 1 11650.00 46.91 74.00 -27.09 58.49 39.38 12.99 63.95 --- --- Peak 2 17475.00 48.49 68.30 -19.81 55.09 42.82 15.90 65.32 --- --- Peak	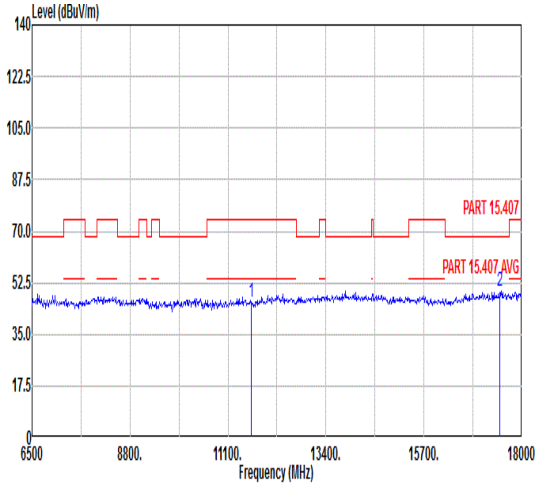 Freq Level Limit Line Margin Read Level Ant Factor Cable Loss Preamp Factor APos TPos Remark MHz dBuV/m dBuV/m dB dBuV dB/m dB dB cm deg 1 11650.00 45.99 74.00 -28.01 57.57 39.38 12.99 63.95 --- --- Peak 2 17475.00 49.46 68.30 -18.84 56.06 42.82 15.90 65.32 --- --- Peak

Mode	70	
	Band Edge - L	
	U-NII-3_5.725-5.85_802.11n HT40_CH151_5755MHz	
ANT	22	
Pol.	Horizontal	Fundamental
Peak	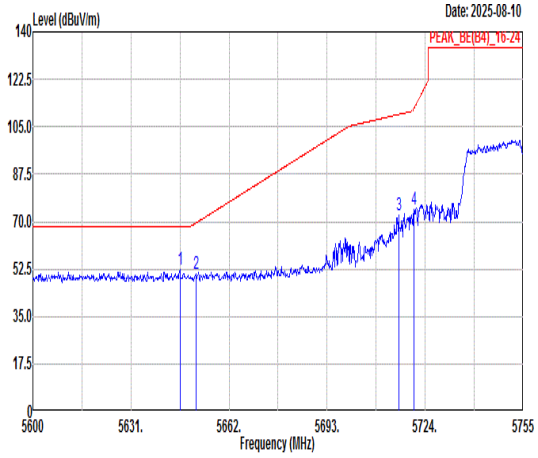 Freq Level Limit Line Margin (dB) Read Level Ant Factor Cable Loss Preamp Factor APos TPos Remark MHz dBuV/m dBuV/m dBuV dB/m dB dB cm deg 1 5646.50 52.09 68.30 -16.21 39.96 35.71 9.85 33.43 296 294 PEAK 2 5651.62 50.84 69.50 -18.66 38.70 35.71 9.86 33.43 296 294 PEAK 3 5715.63 72.62 109.58 -36.96 60.26 35.80 10.00 33.44 296 294 PEAK 4 5720.44 74.44 111.79 -37.35 62.06 35.81 10.01 33.44 296 294 PEAK	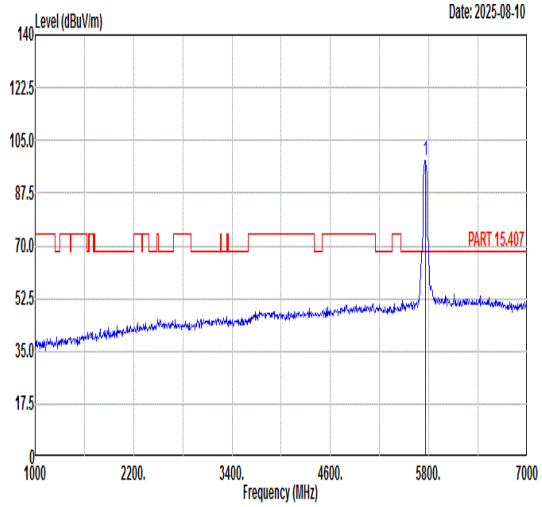 Freq Level Limit Line Margin (dB) Read Level Ant Factor Cable Loss Preamp Factor APos TPos Remark MHz dBuV/m dBuV/m dBuV dB/m dB dB cm deg 1 5755.00 98.46 ------ ------ 85.96 35.86 10.09 33.45 296 294 PEAK
Avg	Blank	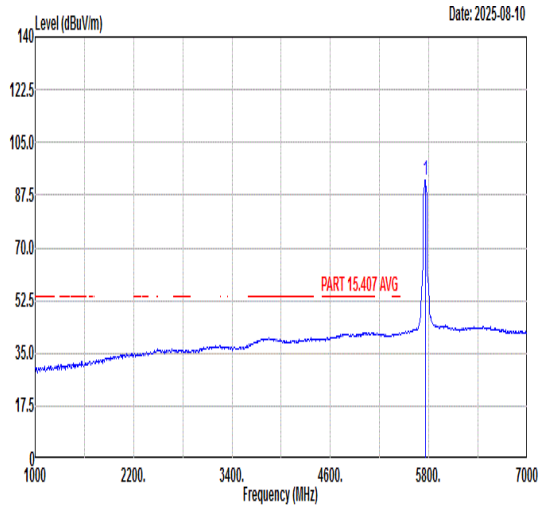 Freq Level Limit Line Margin (dB) Read Level Ant Factor Cable Loss Preamp Factor APos TPos Remark MHz dBuV/m dBuV/m dBuV dB/m dB dB cm deg 1 5755.00 92.30 ------ ------ 79.82 35.85 10.08 33.45 296 294 AVERAGE

Mode	70	
	Band Edge - R	
	U-NII-3_5.725-5.85_802.11n HT40_CH151_5755MHz	
ANT	22	
Pol.	Horizontal	Fundamental
Peak	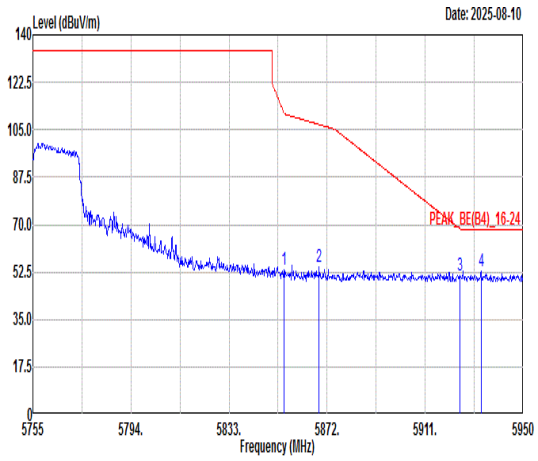 Freq / Level / Limit Line / Margin (dB) / Read Level / Ant Factor / Cable Loss / Preamp Factor / APos / TPos / Remark MHz / dBuV/m / dBuV/m / dBuV / dB/m / dB / dB / cm / deg 1 5854.84 53.54 111.17 -57.63 40.72 36.00 10.29 33.47 296 294 PEAK 2 5868.88 54.18 106.91 -52.73 41.31 36.02 10.32 33.47 296 294 PEAK 3 5924.85 51.19 68.41 -17.22 38.14 36.09 10.44 33.48 296 294 PEAK 4 5933.23 52.77 68.30 -15.53 39.69 36.11 10.46 33.49 296 294 PEAK	Blank

Mode	70	
	Band Edge - L	
	U-NII-3_5.725-5.85_802.11n HT40_CH151_5755MHz	
ANT	22	
Pol.	Vertical	Fundamental
Peak	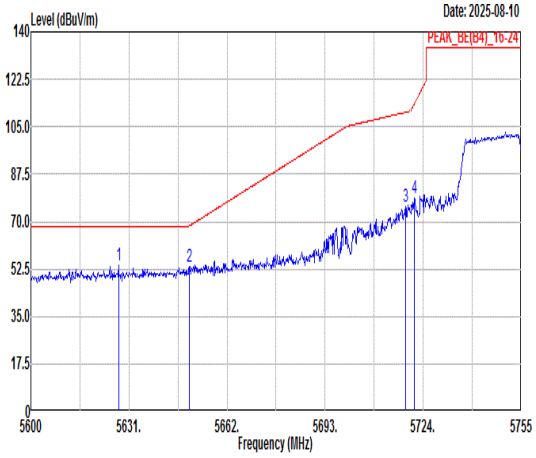 Freq Level Limit Line Margin (dB) Read Level Ant Factor Cable Loss Preamp Factor APos TPos Remark MHz dBuV/m dBuV/m dBuV dB/m dB dB cm deg 1 5627.75 53.64 68.30 -14.66 41.58 35.68 9.81 33.43 100 76 PEAK 2 5650.07 53.32 68.35 -15.03 41.18 35.71 9.86 33.43 100 76 PEAK 3 5718.42 75.67 110.36 -34.69 63.30 35.81 10.00 33.44 100 76 PEAK 4 5721.21 78.60 113.56 -34.96 66.22 35.81 10.01 33.44 100 76 PEAK	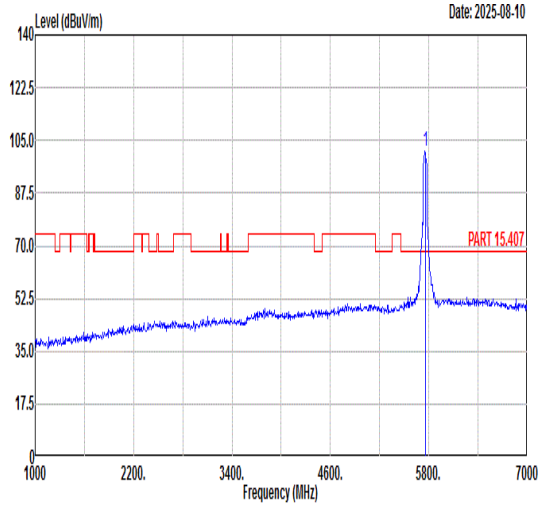 Freq Level Limit Line Margin (dB) Read Level Ant Factor Cable Loss Preamp Factor APos TPos Remark MHz dBuV/m dBuV/m dBuV dB/m dB dB cm deg 1 5755.00 101.22 ------ ------ 88.74 35.85 10.08 33.45 100 76 PEAK
Avg	Blank	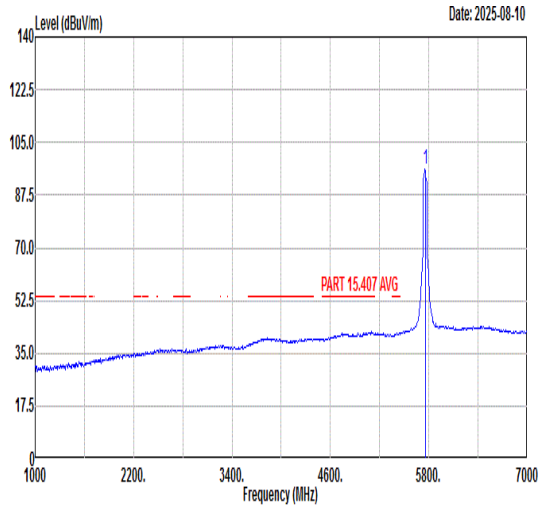 Freq Level Limit Line Margin (dB) Read Level Ant Factor Cable Loss Preamp Factor APos TPos Remark MHz dBuV/m dBuV/m dBuV dB/m dB dB cm deg 1 5755.00 96.14 ------ ------ 83.66 35.85 10.08 33.45 100 76 AVERAGE

Mode	70	
	Band Edge - R	
	U-NII-3_5.725-5.85_802.11n HT40_CH151_5755MHz	
ANT	22	
Pol.	Vertical	Fundamental
Peak	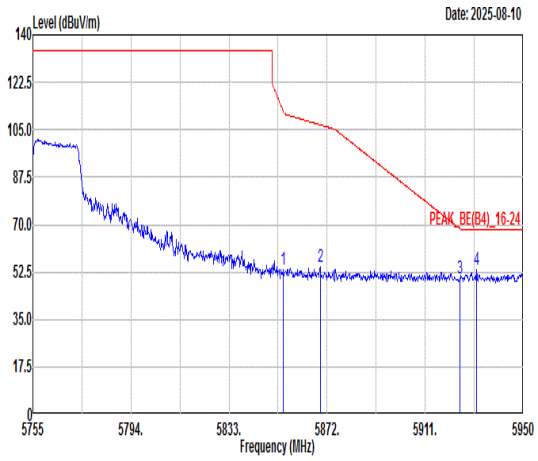 Freq Level Limit Line Margin (dB) Read Level Ant Factor Cable Loss Preamp Factor APos TPos Remark MHz dBuV/m dBuV/m dBuV dB/m dB dB cm deg 1 5854.65 53.50 111.61 -58.11 40.68 36.00 10.29 33.47 100 76 PEAK 2 5869.27 54.22 106.80 -52.58 41.35 36.02 10.32 33.47 100 76 PEAK 3 5924.85 50.28 68.41 -18.13 37.23 36.09 10.44 33.48 100 76 PEAK 4 5931.48 53.50 68.30 -14.80 40.44 36.10 10.45 33.49 100 76 PEAK	Blank

Mode	71	
	Band Edge - L	
	U-NII-3_5.725-5.85_802.11n HT40_CH159_5795MHz	
ANT	22	
Pol.	Horizontal	Fundamental
Peak	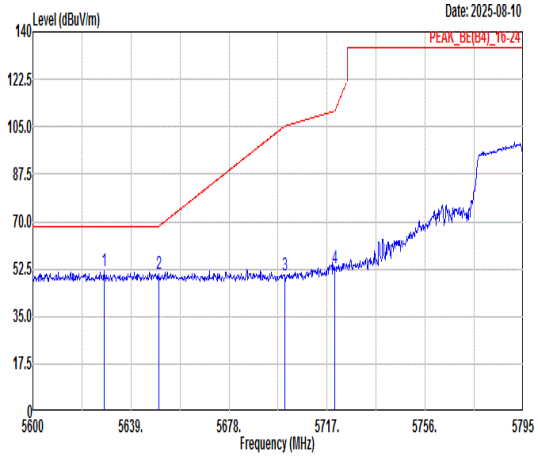 Freq Level Limit Line Margin (dB) Read Level Ant Factor Cable Loss Preamp Factor APos TPos Remark MHz dBuV/m dBuV/m dBuV dB/m dB dB cm deg 1 5628.47 51.95 68.30 -16.35 39.88 35.68 9.82 33.43 295 291 PEAK 2 5650.12 50.89 68.39 -17.50 38.75 35.71 9.86 33.43 295 291 PEAK 3 5700.04 50.43 105.21 -54.78 38.12 35.78 9.97 33.44 295 291 PEAK 4 5720.12 53.02 111.07 -58.05 40.64 35.81 10.01 33.44 295 291 PEAK	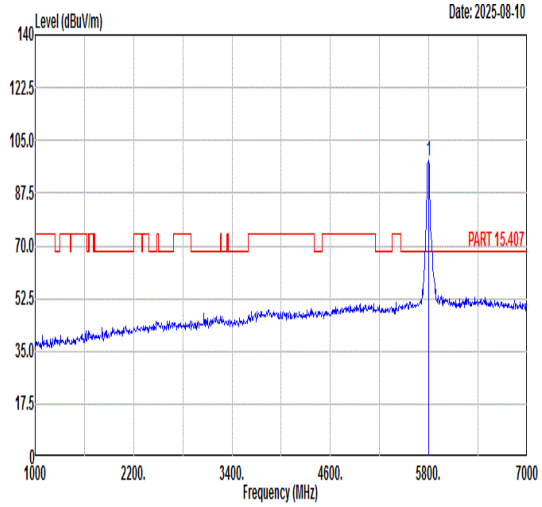 Freq Level Limit Line Margin (dB) Read Level Ant Factor Cable Loss Preamp Factor APos TPos Remark MHz dBuV/m dBuV/m dBuV dB/m dB dB cm deg 1 5795.00 98.33 ------ ------ 85.69 35.92 10.18 33.46 295 291 PEAK
Avg	Blank	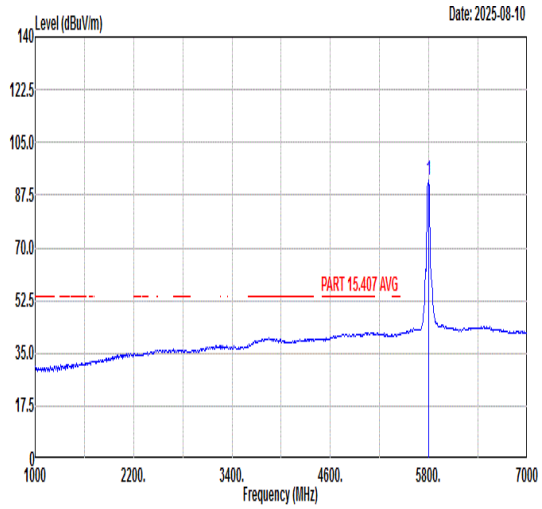 Freq Level Limit Line Margin (dB) Read Level Ant Factor Cable Loss Preamp Factor APos TPos Remark MHz dBuV/m dBuV/m dBuV dB/m dB dB cm deg 1 5795.00 92.20 ------ ------ 79.56 35.92 10.18 33.46 295 291 AVERAGE

Mode	71	
	Band Edge - R	
	U-NII-3_5.725-5.85_802.11n HT40_CH159_5795MHz	
ANT	22	
Pol.	Horizontal	Fundamental
Peak	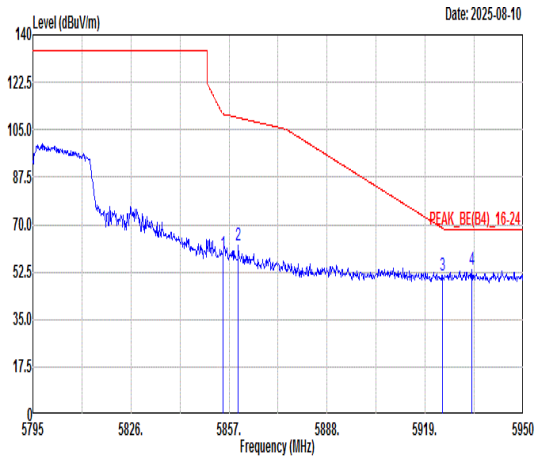 Freq Level Limit Line Margin (dB) Read Level Ant Factor Cable Loss Preamp Factor APos TPos Remark MHz dBuV/m dBuV/m dBuV dB/m dB dB cm deg 1 5854.99 59.41 110.83 -51.42 46.59 36.00 10.29 33.47 295 291 PEAK 2 5859.95 62.12 109.41 -47.29 49.29 36.00 10.30 33.47 295 291 PEAK 3 5924.58 51.30 68.61 -17.31 38.25 36.09 10.44 33.48 295 291 PEAK 4 5933.73 53.15 68.30 -15.15 40.07 36.11 10.46 33.49 295 291 PEAK	Blank

Mode	71	
	Band Edge - L	
	U-NII-3_5.725-5.85_802.11n HT40_CH159_5795MHz	
ANT	22	
Pol.	Vertical	Fundamental
Peak	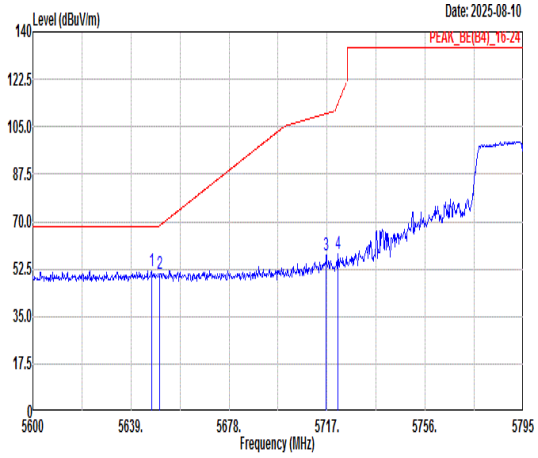 Freq Level Limit Line Margin (dB) Read Level Ant Factor Cable Loss Preamp Factor APos TPos Remark MHz dBuV/m dBuV/m dBuV dB/m dB dB cm deg 1 5647.19 51.99 68.30 -16.31 39.85 35.71 9.86 33.43 100 99 PEAK 2 5650.51 50.80 68.67 -17.87 38.66 35.71 9.86 33.43 100 99 PEAK 3 5716.61 57.84 109.85 -52.01 45.48 35.80 10.00 33.44 100 99 PEAK 4 5721.29 58.18 113.74 -55.56 45.80 35.81 10.01 33.44 100 99 PEAK	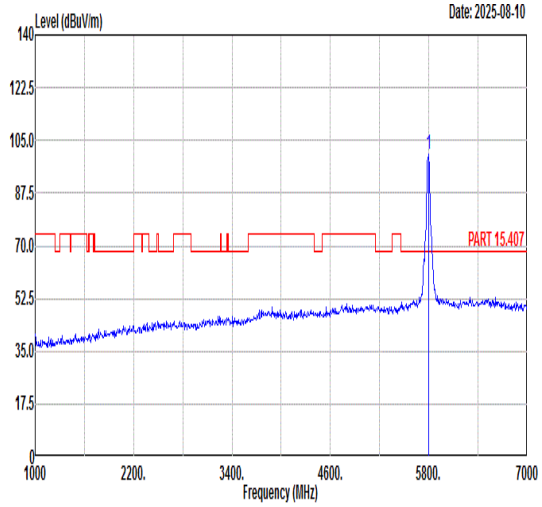 Freq Level Limit Line Margin (dB) Read Level Ant Factor Cable Loss Preamp Factor APos TPos Remark MHz dBuV/m dBuV/m dBuV dB/m dB dB cm deg 1 5795.00 100.54 ------ ------ 87.93 35.91 10.16 33.46 100 99 PEAK
Avg	Blank	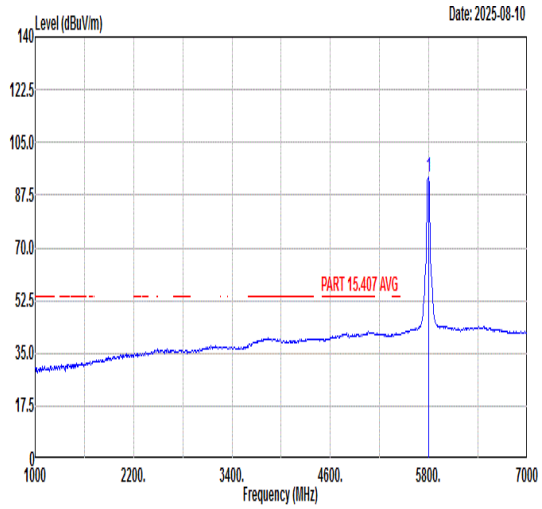 Freq Level Limit Line Margin (dB) Read Level Ant Factor Cable Loss Preamp Factor APos TPos Remark MHz dBuV/m dBuV/m dBuV dB/m dB dB cm deg 1 5795.00 93.53 ------ ------ 80.92 35.91 10.16 33.46 100 99 AVERAGE

Mode	71	
	Band Edge - R	
	U-NII-3_5.725-5.85_802.11n HT40_CH159_5795MHz	
ANT	22	
Pol.	Vertical	Fundamental
Peak	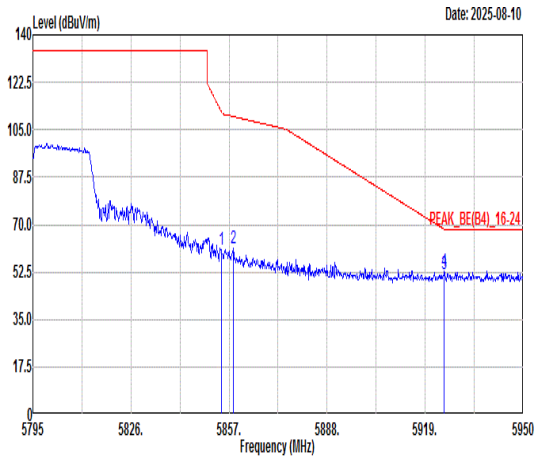 Freq Level Limit Line Margin (dB) Read Level Ant Factor Cable Loss Preamp Factor APos TPos Remark MHz dBuV/m dBuV/m dBuV dB/m dB dB cm deg 1 5854.52 60.81 111.89 -51.08 47.99 36.00 10.29 33.47 100 99 PEAK 2 5858.24 61.54 109.89 -48.35 48.71 36.00 10.30 33.47 100 99 PEAK 3 5924.89 51.62 68.38 -16.76 38.57 36.09 10.44 33.48 100 99 PEAK 4 5925.05 52.95 68.30 -15.35 39.90 36.10 10.44 33.49 100 99 PEAK	Blank

Mode	72	
	Band Edge - L	
	U-NII-3_5.725-5.85_802.11ac VHT80_CH155_5775MHz	
ANT	22	
Pol.	Horizontal	Fundamental
Peak	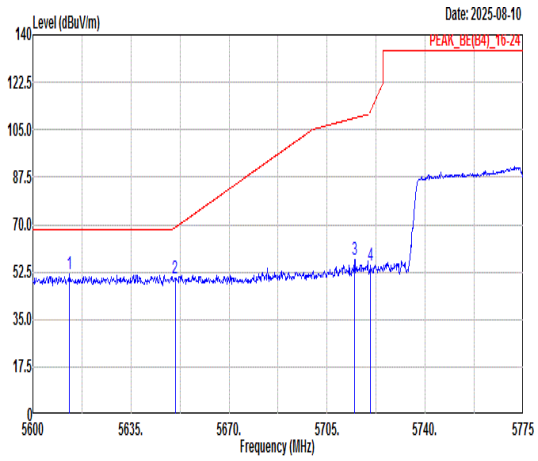 Freq Level Limit Line Margin (dB) Read Level Ant Factor Cable Loss Preamp Factor APos TPos Remark MHz dBuV/m dBuV/m dBuV dB/m dB dB cm deg 1 5613.13 51.66 68.30 -16.64 39.64 35.66 9.78 33.42 215 294 PEAK 2 5650.75 50.21 68.86 -18.65 38.07 35.71 9.86 33.43 215 294 PEAK 3 5714.80 57.07 109.35 -52.28 44.71 35.80 10.00 33.44 215 294 PEAK 4 5720.58 54.99 112.11 -57.12 42.61 35.81 10.01 33.44 215 294 PEAK	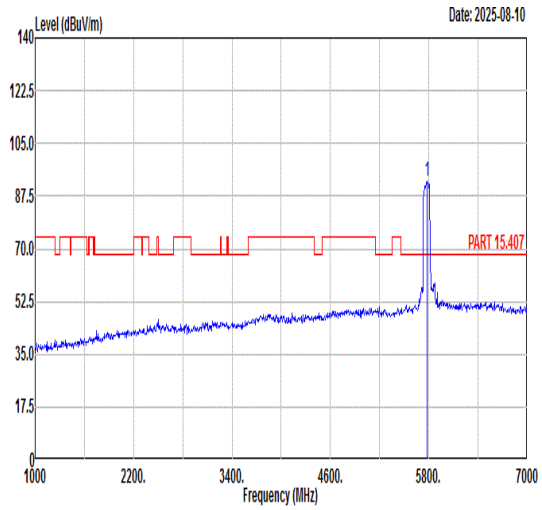 Freq Level Limit Line Margin (dB) Read Level Ant Factor Cable Loss Preamp Factor APos TPos Remark MHz dBuV/m dBuV/m dBuV dB/m dB dB cm deg 1 5775.00 92.44 ------ ------ 79.87 35.89 10.14 33.46 215 294 PEAK
Avg	Blank	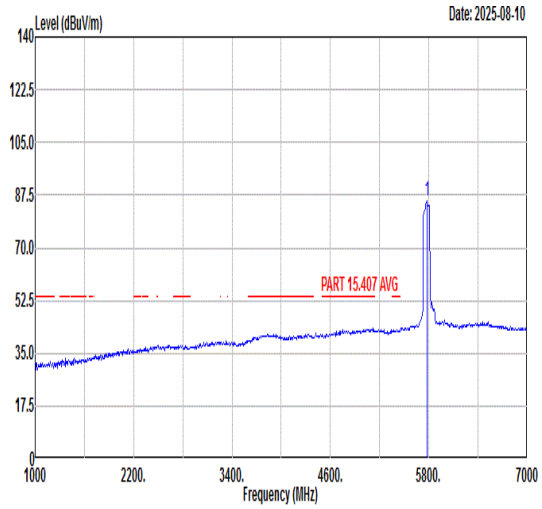 Freq Level Limit Line Margin (dB) Read Level Ant Factor Cable Loss Preamp Factor APos TPos Remark MHz dBuV/m dBuV/m dBuV dB/m dB dB cm deg 1 5775.00 85.50 ------ ------ 72.94 35.89 10.13 33.46 215 294 AVERAGE

Mode	72	
	Band Edge - R	
	U-NII-3_5.725-5.85_802.11ac VHT80_CH155_5775MHz	
ANT	22	
Pol.	Horizontal	Fundamental
Peak	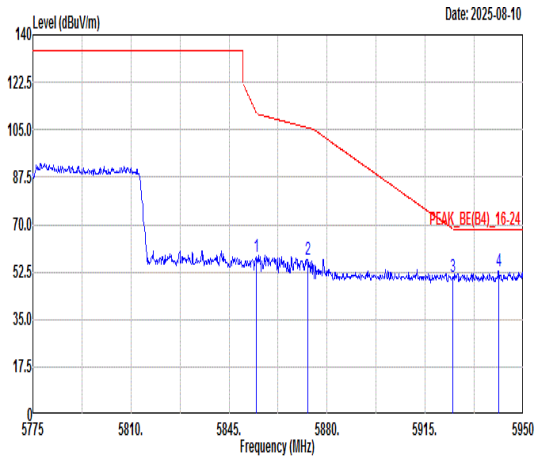 Freq Level Limit Line Margin (dB) Read Level Ant Factor Cable Loss Preamp Factor APos TPos Remark MHz dBuV/m dBuV/m dBuV dB/m dB dB cm deg 1 5854.63 58.20 111.65 -53.45 45.38 36.00 10.29 33.47 215 294 PEAK 2 5873.18 57.25 105.71 -48.46 44.37 36.02 10.33 33.47 215 294 PEAK 3 5924.80 50.75 68.45 -17.70 37.70 36.09 10.44 33.48 215 294 PEAK 4 5941.25 52.97 68.30 -15.33 39.87 36.12 10.47 33.49 215 294 PEAK	Blank

Mode	72	
	Band Edge - L	
	U-NII-3_5.725-5.85_802.11ac VHT80_CH155_5775MHz	
ANT	22	
Pol.	Vertical	Fundamental
Peak	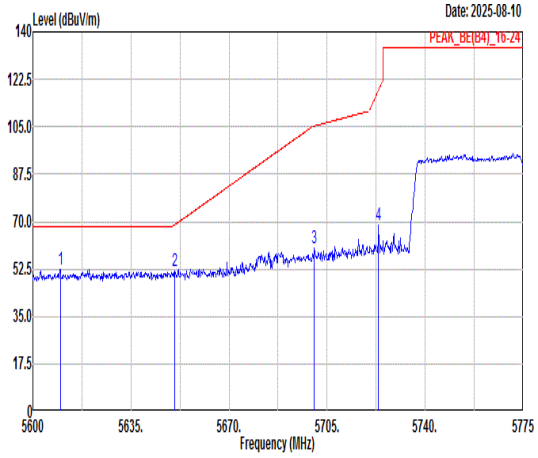 Freq Level Limit Line Margin (dB) Read Level Ant Factor Cable Loss Preamp Factor APos TPos Remark MHz dBuV/m dBuV/m dBuV dB/m dB dB cm deg 1 5609.80 52.39 68.30 -15.91 40.38 35.65 9.78 33.42 100 83 PEAK 2 5650.58 51.66 68.73 -17.07 39.52 35.71 9.86 33.43 100 83 PEAK 3 5700.45 60.08 105.33 -45.25 47.77 35.78 9.97 33.44 100 83 PEAK 4 5723.38 68.59 118.50 -49.91 56.20 35.81 10.02 33.44 100 83 PEAK	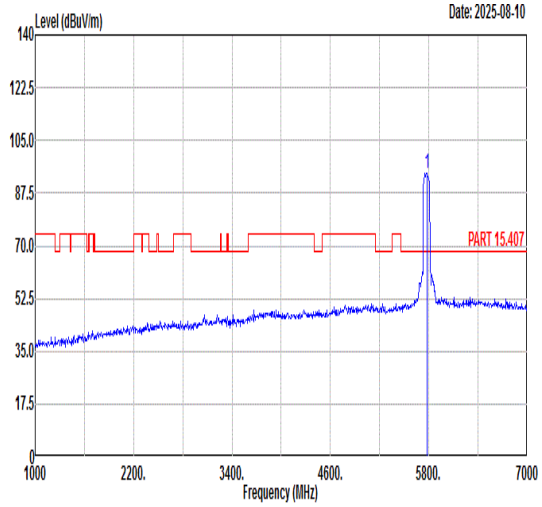 Freq Level Limit Line Margin (dB) Read Level Ant Factor Cable Loss Preamp Factor APos TPos Remark MHz dBuV/m dBuV/m dBuV dB/m dB dB cm deg 1 5775.00 94.09 ------ ------ 81.55 35.88 10.11 33.45 100 83 PEAK
Avg	Blank	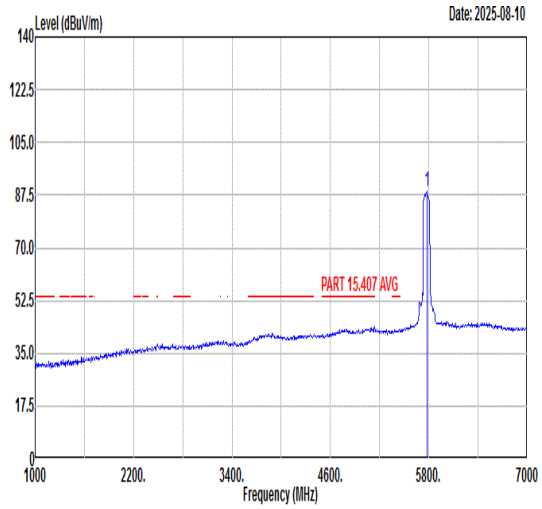 Freq Level Limit Line Margin (dB) Read Level Ant Factor Cable Loss Preamp Factor APos TPos Remark MHz dBuV/m dBuV/m dBuV dB/m dB dB cm deg 1 5775.00 88.70 ------ ------ 76.14 35.89 10.13 33.46 100 83 AVERAGE

Mode	72	
	Band Edge - R	
	U-NII-3_5.725-5.85_802.11ac VHT80_CH155_5775MHz	
ANT	22	
Pol.	Vertical	Fundamental
Peak	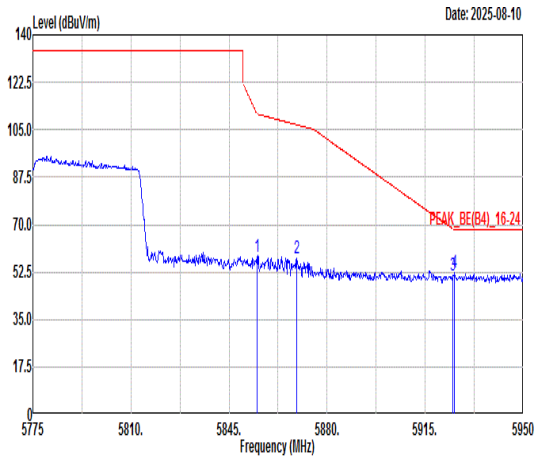 Freq Level Limit Line Margin (dB) Read Level Ant Factor Cable Loss Preamp Factor APos TPos Remark MHz dBuV/m dBuV/m dBuV dB/m dB dB cm deg 1 5854.98 58.32 110.86 -52.54 45.50 36.00 10.29 33.47 100 83 PEAK 2 5869.15 57.60 106.84 -49.24 44.73 36.02 10.32 33.47 100 83 PEAK 3 5924.80 51.05 68.45 -17.40 38.00 36.09 10.44 33.48 100 83 PEAK 4 5925.50 52.17 68.30 -16.13 39.12 36.10 10.44 33.49 100 83 PEAK	Blank

Mode	73	
	LF	
	U-NII-1_5.15-5.25_802.11ax HE20_CH36_5180MHz	
ANT	22	
Pol.	Horizontal	Vertical
Peak	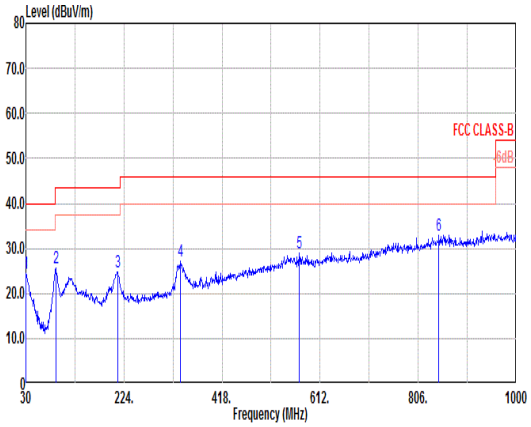 Freq Level Limit Line Margin Read Level Ant Factor Cable Loss Preamp Factor APos TPos Remark 1 30.00 24.57 40.00 -15.43 30.25 25.29 0.53 31.50 --- --- Peak 2 89.17 25.65 43.50 -17.85 41.70 14.71 0.94 31.70 --- --- Peak 3 211.39 24.80 43.50 -18.70 39.73 15.09 1.48 31.50 --- --- Peak 4 335.55 27.04 46.00 -18.96 36.43 20.21 1.93 31.53 --- --- Peak 5 571.26 29.04 46.00 -16.96 31.35 26.40 2.50 31.21 --- --- Peak 6 846.74 32.85 46.00 -13.15 31.95 28.91 3.04 31.05 --- --- Peak	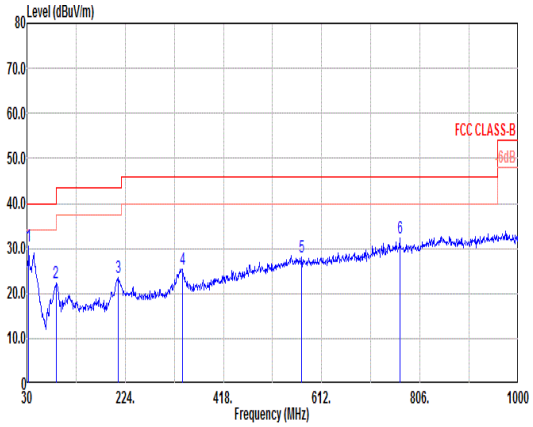 Freq Level Limit Line Margin Read Level Ant Factor Cable Loss Preamp Factor APos TPos Remark 1 33.88 30.55 40.00 -9.45 38.41 23.24 0.56 31.66 --- --- Peak 2 87.23 22.23 40.00 -17.77 38.51 14.49 0.93 31.70 --- --- Peak 3 210.42 23.68 43.50 -19.82 38.63 15.07 1.48 31.50 --- --- Peak 4 336.52 25.49 46.00 -20.51 34.84 20.25 1.93 31.53 --- --- Peak 5 572.23 28.01 46.00 -17.99 30.37 26.35 2.50 31.21 --- --- Peak 6 766.23 32.22 46.00 -13.78 31.46 28.91 2.88 31.03 --- --- Peak

Mode	74
	LF
	U-NII-3_5.725-5.85_802.11ax HE40_CH159_5795MHz
ANT	22

Pol.	Horizontal	Vertical
Peak	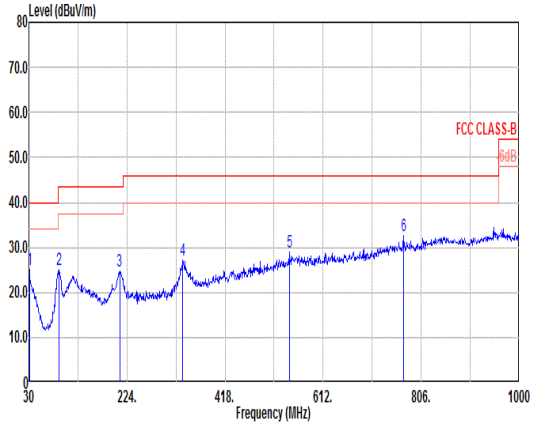 Freq Level Limit Line Margin Read Level Ant Factor Cable Loss Preamp Factor APos TPos Remark MHz dBuV/m dBuV/m dB dBuV dB/m dB dB cm deg 1 30.97 25.13 40.00 -14.87 31.41 24.72 0.54 31.54 --- --- Peak 2 89.17 25.20 43.50 -18.30 41.25 14.71 0.94 31.70 --- --- Peak 3 209.45 24.69 43.50 -18.81 39.66 15.06 1.47 31.50 --- --- Peak 4 333.61 27.02 46.00 -18.98 36.48 20.15 1.92 31.53 --- --- Peak 5 545.07 28.89 46.00 -17.11 32.14 25.60 2.45 31.30 --- --- Peak 6 771.08 32.46 46.00 -13.54 31.66 28.95 2.89 31.04 --- --- Peak	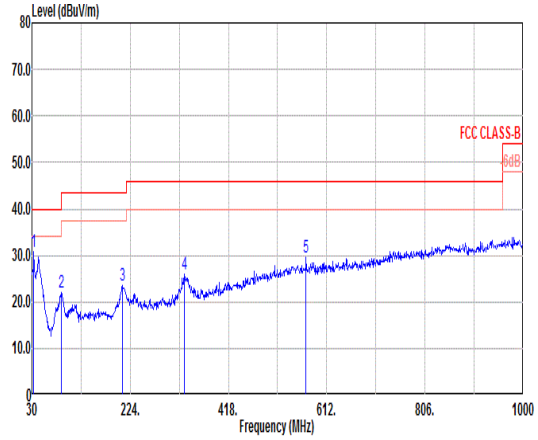 Freq Level Limit Line Margin Read Level Ant Factor Cable Loss Preamp Factor APos TPos Remark MHz dBuV/m dBuV/m dB dBuV dB/m dB dB cm deg 1 33.88 30.81 40.00 -9.19 38.67 23.24 0.56 31.66 --- --- Peak 2 88.20 22.05 43.50 -21.45 38.22 14.59 0.94 31.70 --- --- Peak 3 208.48 23.41 43.50 -20.09 38.37 15.07 1.47 31.50 --- --- Peak 4 330.70 26.04 46.00 -19.96 35.62 20.05 1.91 31.54 --- --- Peak 5 571.26 29.45 46.00 -16.55 31.76 26.40 2.50 31.21 --- --- Peak

Co-location

Mode	75	
	Band Edge	
	U-NII-1_5.15-5.25_802.11ax HE20_CH36_5180MHz	
ANT	22	
Pol.	Horizontal	Fundamental
Peak	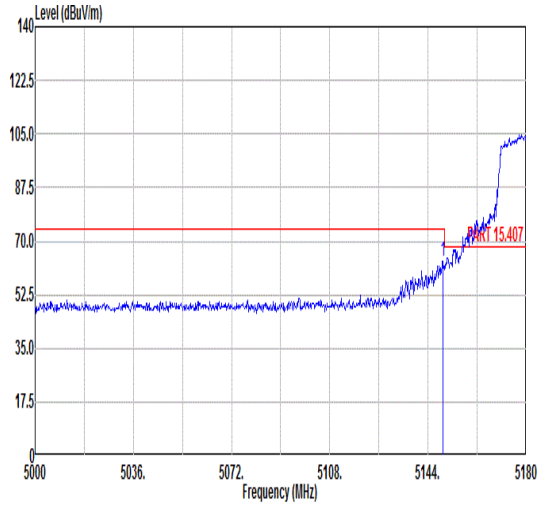 Freq Level Limit Line Margin Read Level Ant Factor Cable Loss Preamp Factor APos TPos Remark 1 5149.58 63.55 74.00 -10.45 53.20 35.29 8.53 33.47 100 302 PEAK	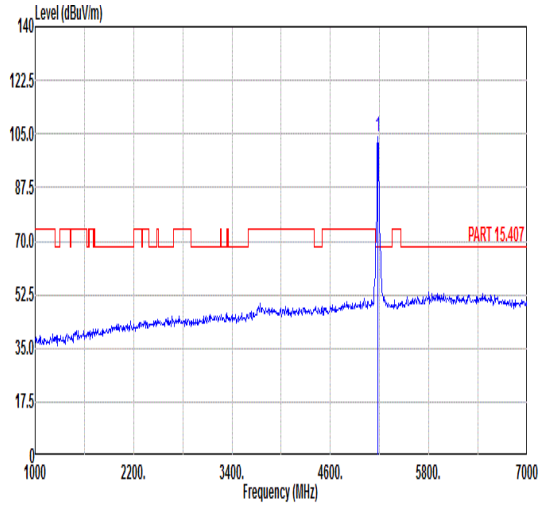 Freq Level Limit Line Margin Read Level Ant Factor Cable Loss Preamp Factor APos TPos Remark 1 5180.00 104.10 ------ ------ 93.67 35.31 8.58 33.46 100 302 PEAK
Avg	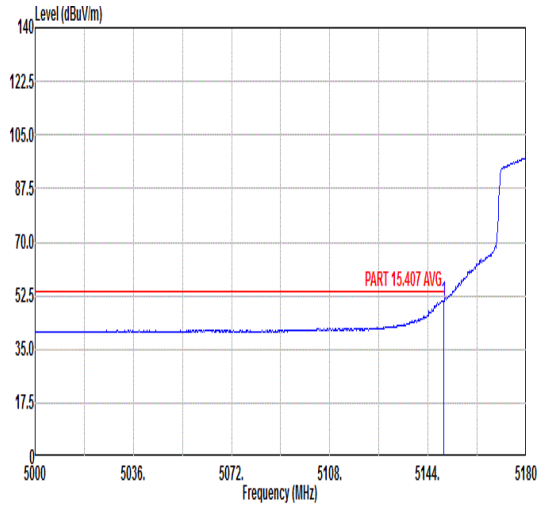 Freq Level Limit Line Margin Read Level Ant Factor Cable Loss Preamp Factor APos TPos Remark 1 5149.76 50.83 54.00 -3.17 40.47 35.29 8.54 33.47 100 302 AVERAGE	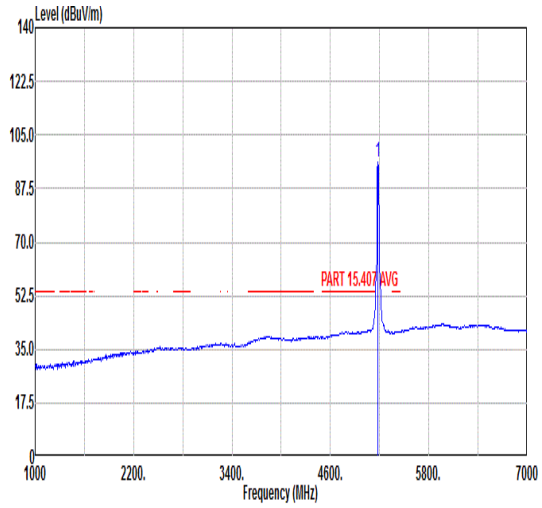 Freq Level Limit Line Margin Read Level Ant Factor Cable Loss Preamp Factor APos TPos Remark 1 5180.00 96.40 ------ ------ 85.96 35.31 8.59 33.46 100 302 AVERAGE

Mode	75	
	Band Edge	
	U-NII-1_5.15-5.25_802.11ax HE20_CH36_5180MHz	
ANT	22	
Pol.	Vertical	Fundamental
Peak	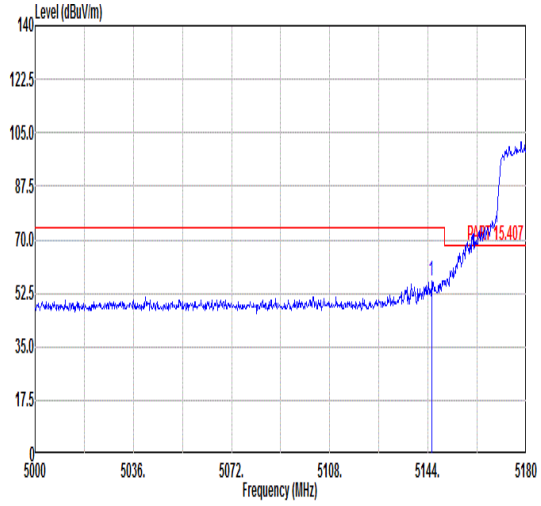 Freq Level Limit Line Margin Read Level Ant Factor Cable Loss Preamp Factor APos TPos Remark MHz dBuV/m dBuV/m dB dBuV dB/m dB dB cm deg 1 5145.26 56.67 74.00 -17.33 46.32 35.29 8.53 33.47 317 298 PEAK	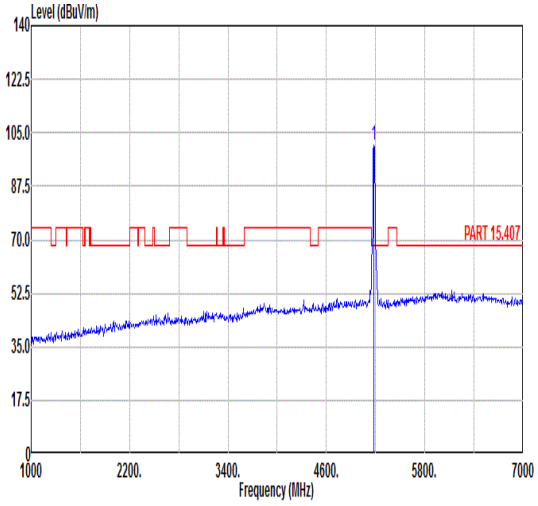 Freq Level Limit Line Margin Read Level Ant Factor Cable Loss Preamp Factor APos TPos Remark MHz dBuV/m dBuV/m dB dBuV dB/m dB dB cm deg 1 5180.00 101.17 ------ ------ 90.74 35.31 8.58 33.46 317 298 PEAK
Avg	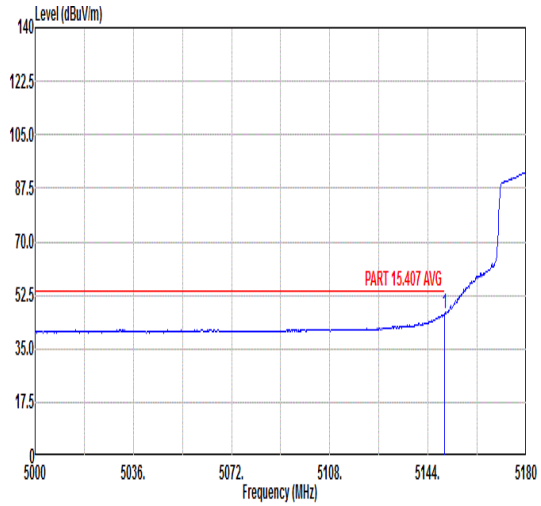 Freq Level Limit Line Margin Read Level Ant Factor Cable Loss Preamp Factor APos TPos Remark MHz dBuV/m dBuV/m dB dBuV dB/m dB dB cm deg 1 5149.94 46.52 54.00 -7.48 36.16 35.29 8.54 33.47 317 298 AVERAGE	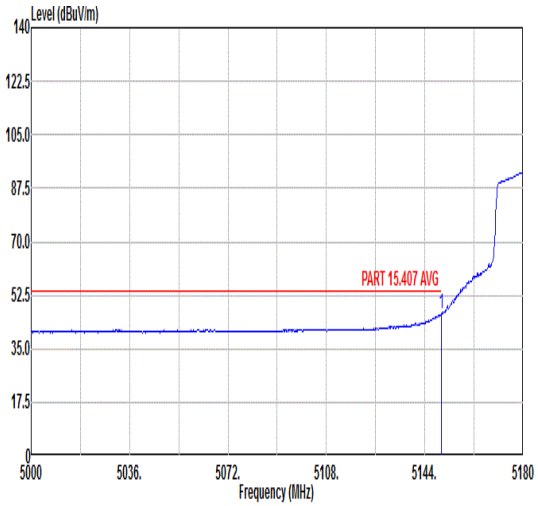 Freq Level Limit Line Margin Read Level Ant Factor Cable Loss Preamp Factor APos TPos Remark MHz dBuV/m dBuV/m dB dBuV dB/m dB dB cm deg 1 5149.94 46.52 54.00 -7.48 36.16 35.29 8.54 33.47 317 298 AVERAGE

Mode	75	
	Harmonic	
	U-NII-1_5.15-5.25_802.11ax HE20_CH36_5180MHz	
ANT	22	
Pol.	Horizontal	Vertical
Peak Avg	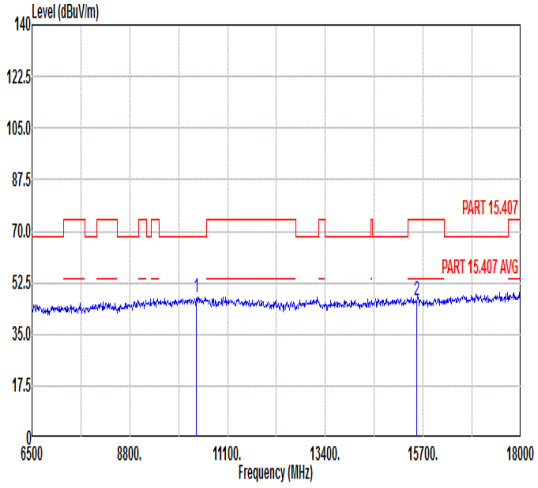 Freq Level Limit Line Margin Read Level Ant Factor Cable Loss Preamp Factor APos TPos Remark MHz dBuV/m dBuV/m dB dBuV dB/m dB dB cm deg 1 10360.00 47.73 68.30 -20.57 61.39 38.04 12.06 63.76 --- --- Peak 2 15540.00 46.65 74.00 -27.35 55.54 40.91 14.58 64.38 --- --- Peak	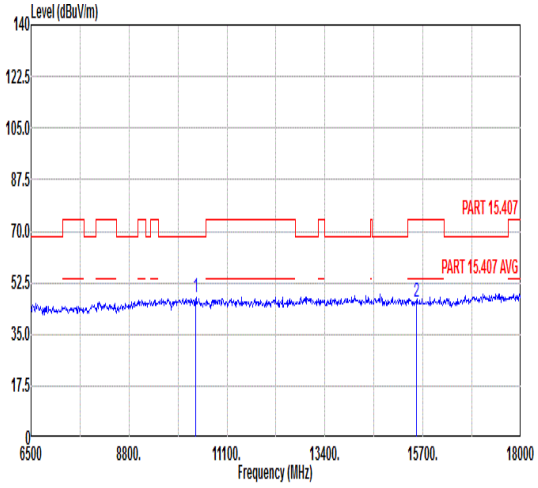 Freq Level Limit Line Margin Read Level Ant Factor Cable Loss Preamp Factor APos TPos Remark MHz dBuV/m dBuV/m dB dBuV dB/m dB dB cm deg 1 10360.00 47.67 68.30 -20.63 61.33 38.04 12.06 63.76 --- --- Peak 2 15540.00 46.07 74.00 -27.93 54.96 40.91 14.58 64.38 --- --- Peak

Mode	76	
	Band Edge	
	U-NII-1_5.15-5.25_802.11ax HE20_CH36_5180MHz+BLE 125kbps CH39	
ANT	22	
Pol.	Horizontal	Fundamental
Peak	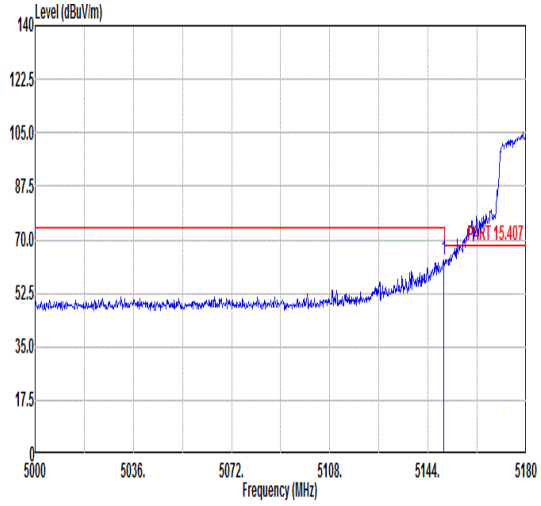 Freq Level Limit Line Margin Read Level Ant Factor Cable Loss Preamp Factor APos TPos Remark MHz dBuV/m dBuV/m dB dBuV dB/m dB dB cm deg 1 5149.76 63.24 74.00 -10.76 52.88 35.29 8.54 33.47 100 300 PEAK	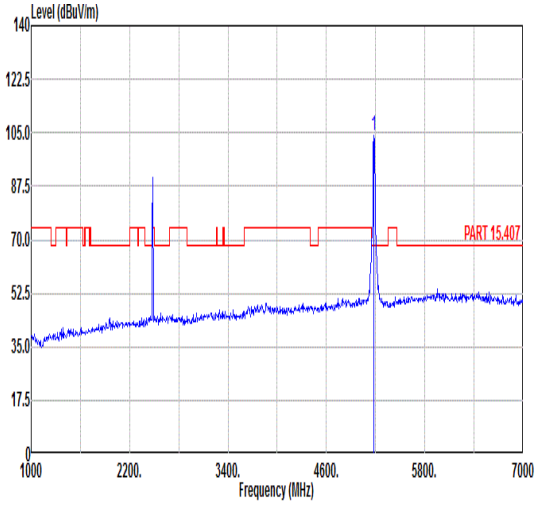 Freq Level Limit Line Margin Read Level Ant Factor Cable Loss Preamp Factor APos TPos Remark MHz dBuV/m dBuV/m dB dBuV dB/m dB dB cm deg 1 5180.00 104.18 ------ ------ 93.74 35.31 8.59 33.46 100 300 PEAK
Avg	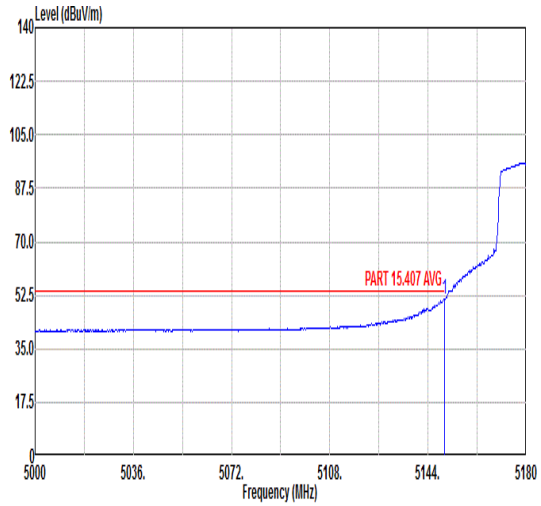 Freq Level Limit Line Margin Read Level Ant Factor Cable Loss Preamp Factor APos TPos Remark MHz dBuV/m dBuV/m dB dBuV dB/m dB dB cm deg 1 5149.94 51.51 54.00 -2.49 41.15 35.29 8.54 33.47 100 300 AVERAGE	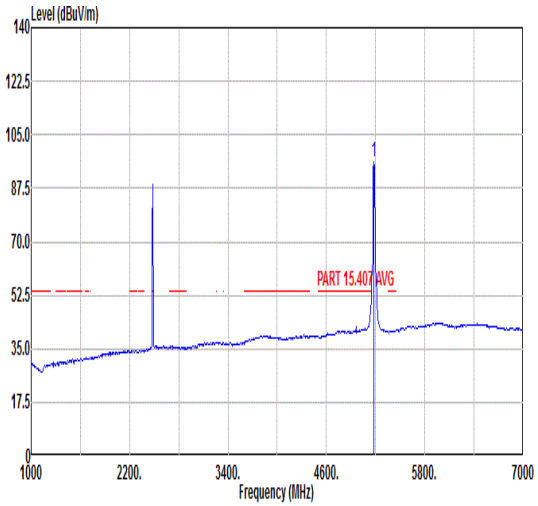 Freq Level Limit Line Margin Read Level Ant Factor Cable Loss Preamp Factor APos TPos Remark MHz dBuV/m dBuV/m dB dBuV dB/m dB dB cm deg 1 5180.00 95.92 ------ ------ 85.48 35.31 8.59 33.46 100 300 AVERAGE

Mode	76	
	Band Edge	
	U-NII-1_5.15-5.25_802.11ax HE20_CH36_5180MHz+BLE 125kbps CH39	
ANT	22	
Pol.	Vertical	Fundamental
Peak	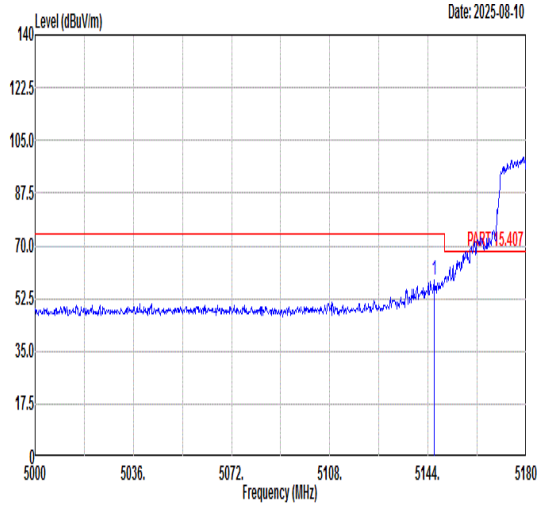 Freq Level Limit Line Margin (dB) Read Level Ant Factor Cable Loss Preamp Factor APos TPos Remark MHz dBuV/m dBuV/m dBuV dB/m dB dB cm deg 1 5146.16 58.74 74.00 -15.26 48.39 35.29 8.53 33.47 396 340 PEAK	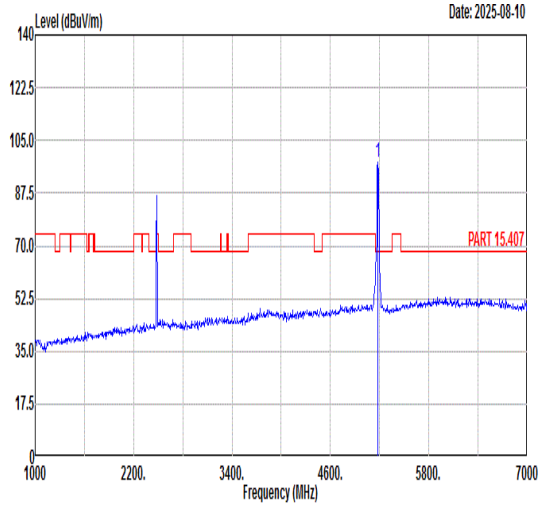 Freq Level Limit Line Margin (dB) Read Level Ant Factor Cable Loss Preamp Factor APos TPos Remark MHz dBuV/m dBuV/m dBuV dB/m dB dB cm deg 1 5180.00 97.99 ------ ------ 87.56 35.31 8.58 33.46 396 340 PEAK
Avg	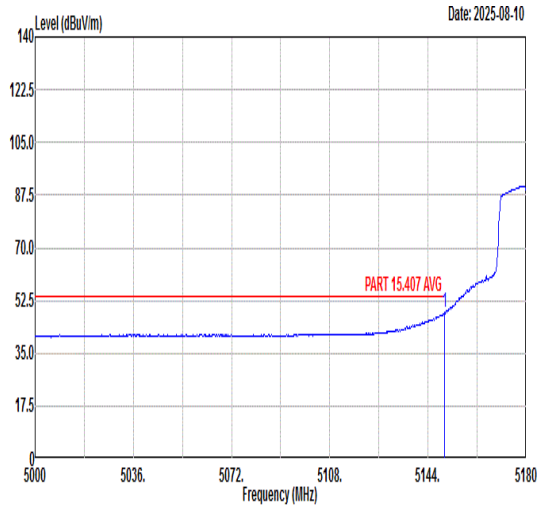 Freq Level Limit Line Margin (dB) Read Level Ant Factor Cable Loss Preamp Factor APos TPos Remark MHz dBuV/m dBuV/m dBuV dB/m dB dB cm deg 1 5149.94 48.39 54.00 -5.61 38.03 35.29 8.54 33.47 396 340 AVERAGE	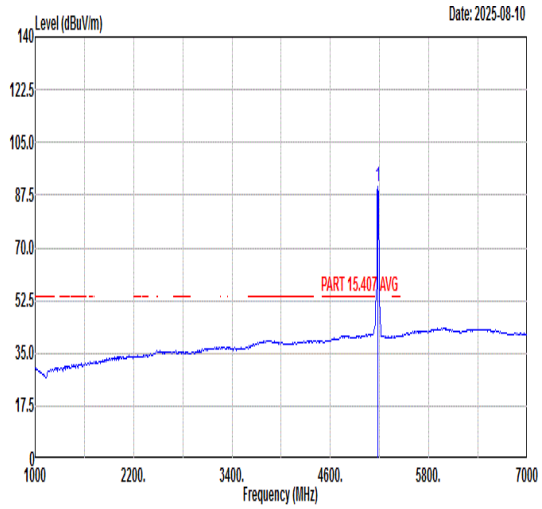 Freq Level Limit Line Margin (dB) Read Level Ant Factor Cable Loss Preamp Factor APos TPos Remark MHz dBuV/m dBuV/m dBuV dB/m dB dB cm deg 1 5180.00 90.38 ------ ------ 79.94 35.31 8.59 33.46 396 340 AVERAGE

Mode	76	
	Band Edge	
	U-NII-1_5.15-5.25_802.11ax HE20_CH36_5180MHz+BLE 125kbps CH39	
ANT	22	
Pol.	Horizontal	Fundamental
Peak	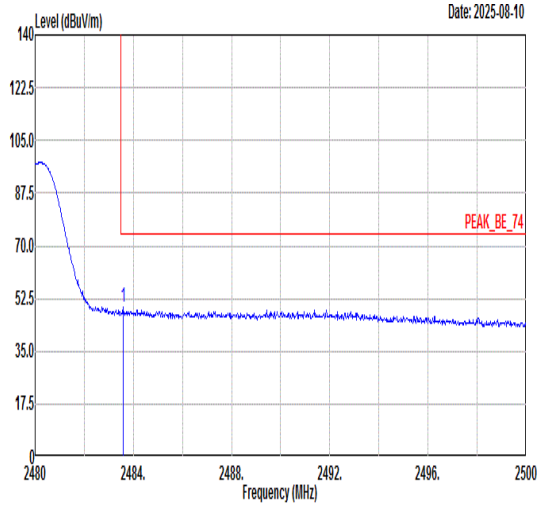 Freq Level Limit Line Margin (dB) Read Level Ant Factor Cable Loss Preamp Factor APos TPos Remark MHz dBuV/m dBuV/m dBuV dB/m dB dB cm deg 1 2483.58 49.49 74.00 -24.51 45.08 32.57 5.95 34.11 128 30 PEAK	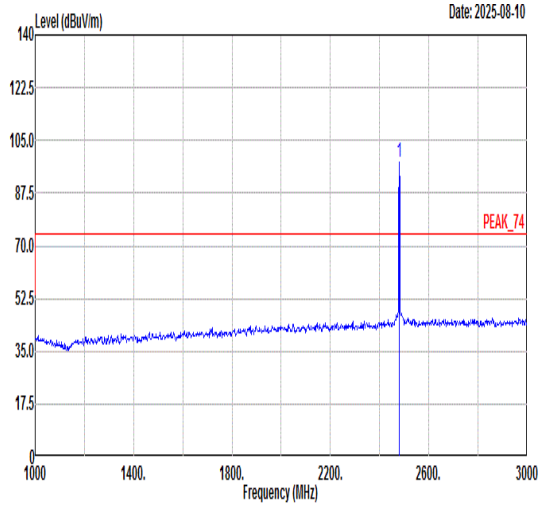 Freq Level Limit Line Margin (dB) Read Level Ant Factor Cable Loss Preamp Factor APos TPos Remark MHz dBuV/m dBuV/m dBuV dB/m dB dB cm deg 1 2480.00 97.84 ------ ------ 93.46 32.57 5.92 34.11 128 30 PEAK
Avg	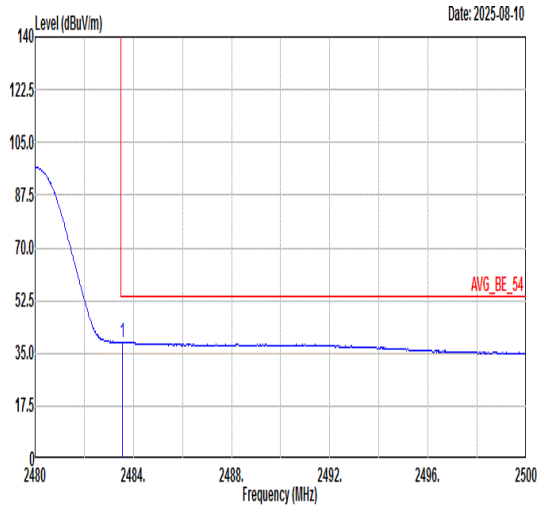 Freq Level Limit Line Margin (dB) Read Level Ant Factor Cable Loss Preamp Factor APos TPos Remark MHz dBuV/m dBuV/m dBuV dB/m dB dB cm deg 1 2483.56 38.81 54.00 -15.19 34.40 32.57 5.95 34.11 128 30 AVERAGE	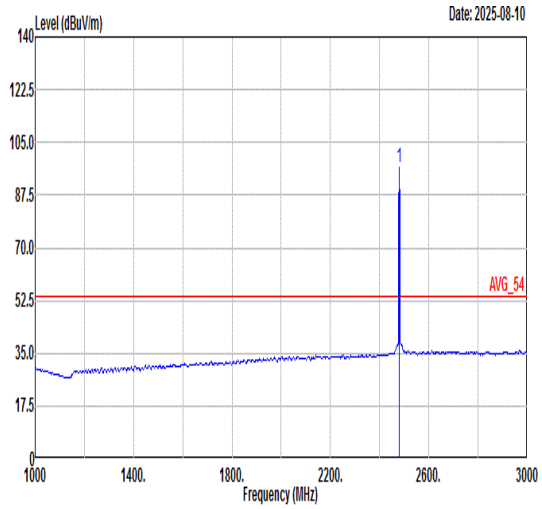 Freq Level Limit Line Margin (dB) Read Level Ant Factor Cable Loss Preamp Factor APos TPos Remark MHz dBuV/m dBuV/m dBuV dB/m dB dB cm deg 1 2480.00 96.46 ------ ------ 92.08 32.57 5.92 34.11 128 30 AVERAGE

Mode	76	
	Band Edge	
	U-NII-1_5.15-5.25_802.11ax HE20_CH36_5180MHz+BLE 125kbps CH39	
ANT	22	
Pol.	Vertical	Fundamental
Peak	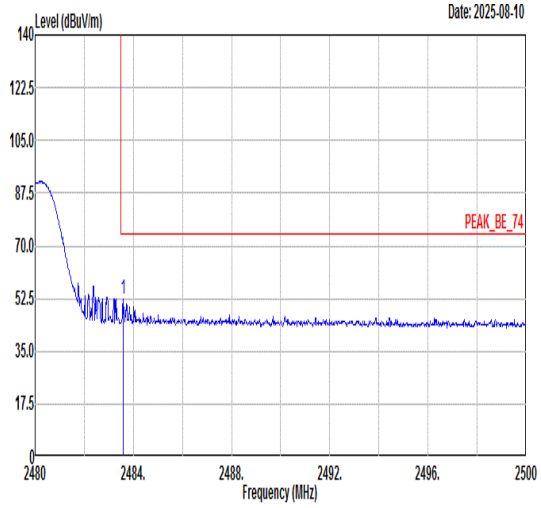 Freq Level Limit Line Margin (dB) Read Level Ant Factor Cable Loss Preamp Factor APos TPos Remark MHz dBuV/m dBuV/m dBuV dB/m dB dB cm deg 1 2483.58 52.48 74.00 -21.52 48.07 32.57 5.95 34.11 397 176 PEAK	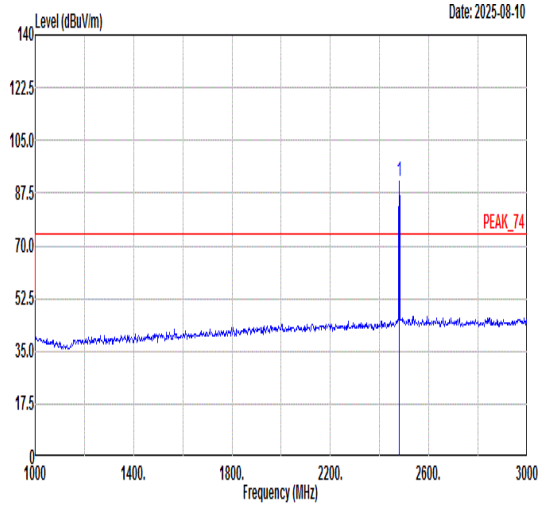 Freq Level Limit Line Margin (dB) Read Level Ant Factor Cable Loss Preamp Factor APos TPos Remark MHz dBuV/m dBuV/m dBuV dB/m dB dB cm deg 1 2480.00 91.27 ------ ------ 86.89 32.57 5.92 34.11 397 176 PEAK
Avg	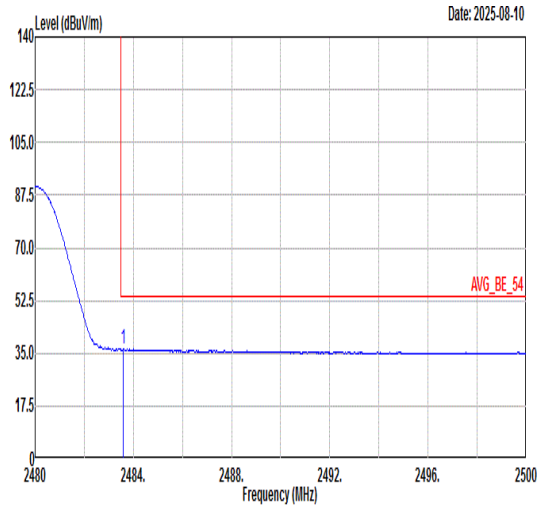 Freq Level Limit Line Margin (dB) Read Level Ant Factor Cable Loss Preamp Factor APos TPos Remark MHz dBuV/m dBuV/m dBuV dB/m dB dB cm deg 1 2483.60 36.34 54.00 -17.66 31.93 32.57 5.95 34.11 397 176 AVERAGE	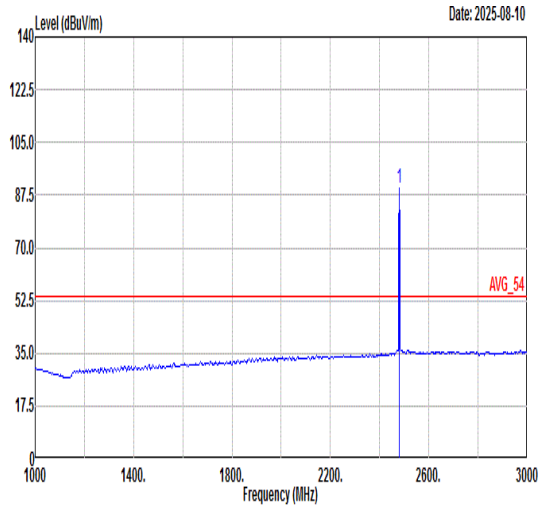 Freq Level Limit Line Margin (dB) Read Level Ant Factor Cable Loss Preamp Factor APos TPos Remark MHz dBuV/m dBuV/m dBuV dB/m dB dB cm deg 1 2480.00 89.58 ------ ------ 85.20 32.57 5.92 34.11 397 176 AVERAGE

Mode	76	
	Harmonic	
	U-NII-1_5.15-5.25_802.11ax HE20_CH36_5180MHz+BLE 125kbps CH39	
ANT	22	
Pol.	Horizontal	Vertical
Peak Avg	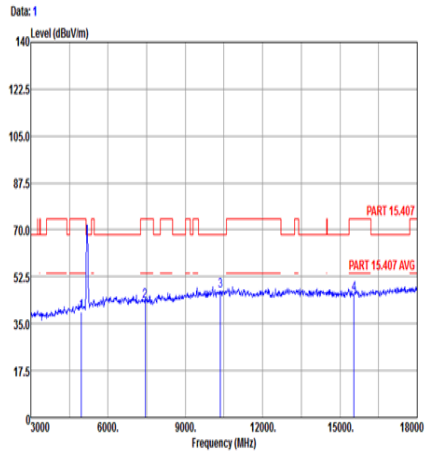 Freq Level Over Limit Limit Line ReadAntenna Level Factor Cable Loss Preamp Factor A/Pos T/Pos Remark MHz dBuV/m dB dBuV/m dBuV dB/m dB dB cm deg 1 4960.00 39.21 -34.79 74.00 60.45 35.16 8.41 64.81 --- --- Peak 2 7440.00 43.11 -30.89 74.00 61.81 36.10 10.17 64.97 --- --- Peak 3 * 10360.00 47.27 -21.03 68.30 60.93 38.04 12.06 63.76 --- --- Peak 4 15540.00 46.10 -27.90 74.00 54.98 40.91 14.59 64.38 --- --- Peak	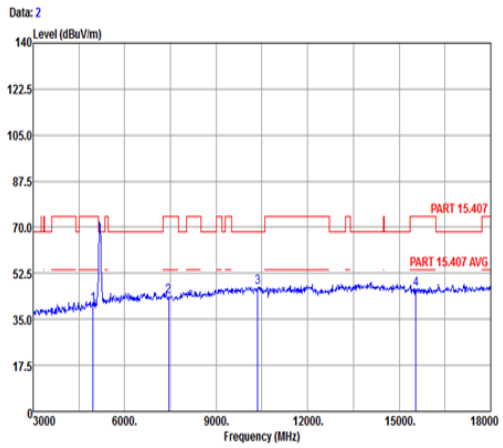 Freq Level Over Limit Limit Line ReadAntenna Level Factor Cable Loss Preamp Factor A/Pos T/Pos Remark MHz dBuV/m dB dBuV/m dBuV dB/m dB dB cm deg 1 4960.00 40.46 -33.54 74.00 61.70 35.16 8.41 64.81 --- --- Peak 2 7440.00 43.60 -30.40 74.00 62.30 36.10 10.17 64.97 --- --- Peak 3 * 10360.00 47.04 -21.26 68.30 60.70 38.04 12.06 63.76 --- --- Peak 4 15540.00 46.28 -27.72 74.00 55.16 40.91 14.59 64.38 --- --- Peak

Appendix D. Duty Cycle Plots

Band	Duty Cycle(%)	T(ms)	1/T(kHz)	VBW Setting
802.11a	97.20	1.39	0.719	1KHz
802.11n HT20	97.02	1.3	0.769	1KHz
802.11n HT40	91.18	0.62	1.613	3KHz
802.11ac VHT80	86.84	0.33	3.030	10KHz
802.11ax HE20 Full RU / Partial RU	95.28	1.01	0.990	1KHz
802.11ax HE40	91.38	0.53	1.887	3KHz
802.11ax HE80	85.29	0.29	3.448	10KHz

802.11a

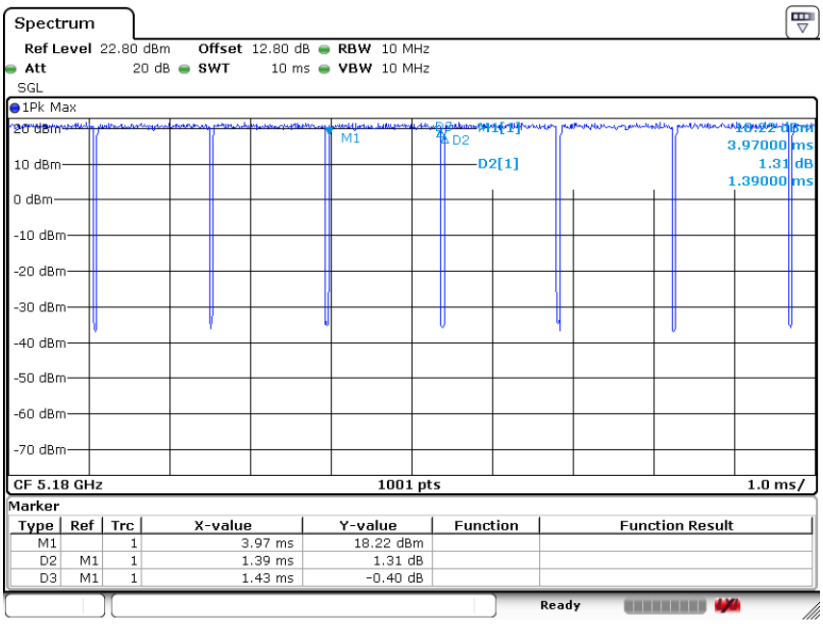

802.11n HT20

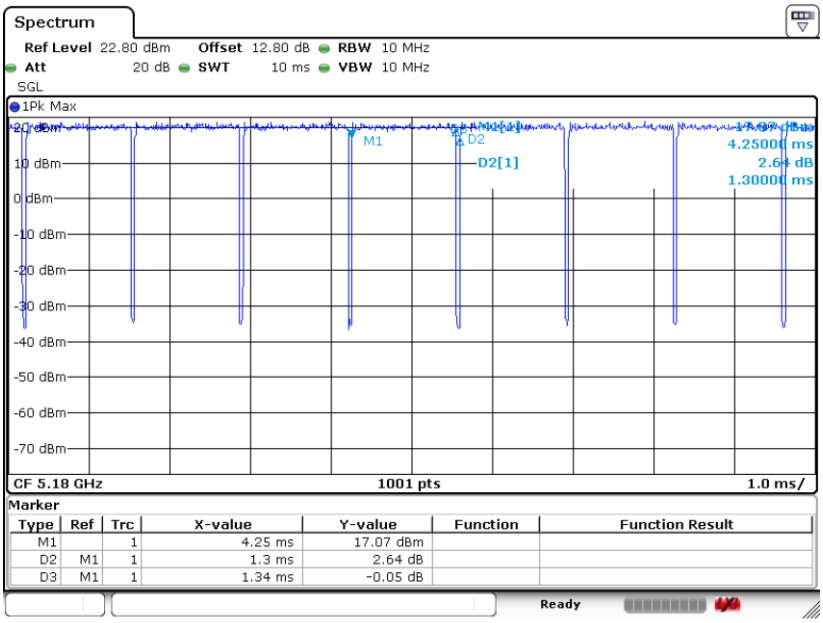

802.11n HT40

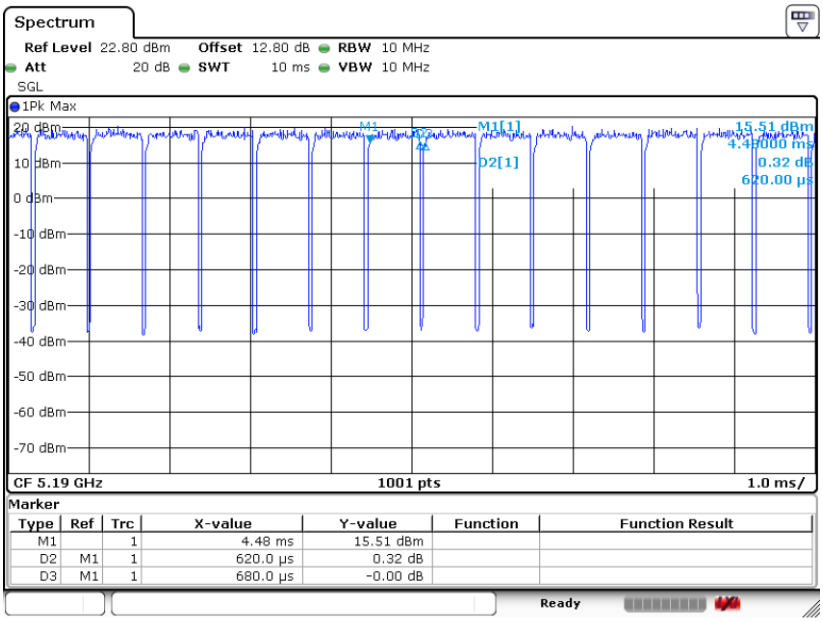

802.11ac VHT80

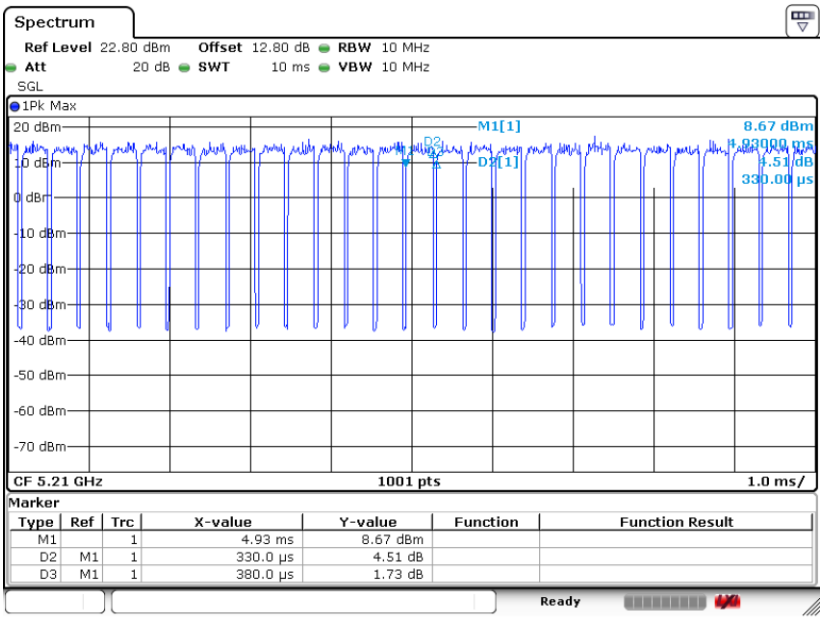

802.11ax HE20

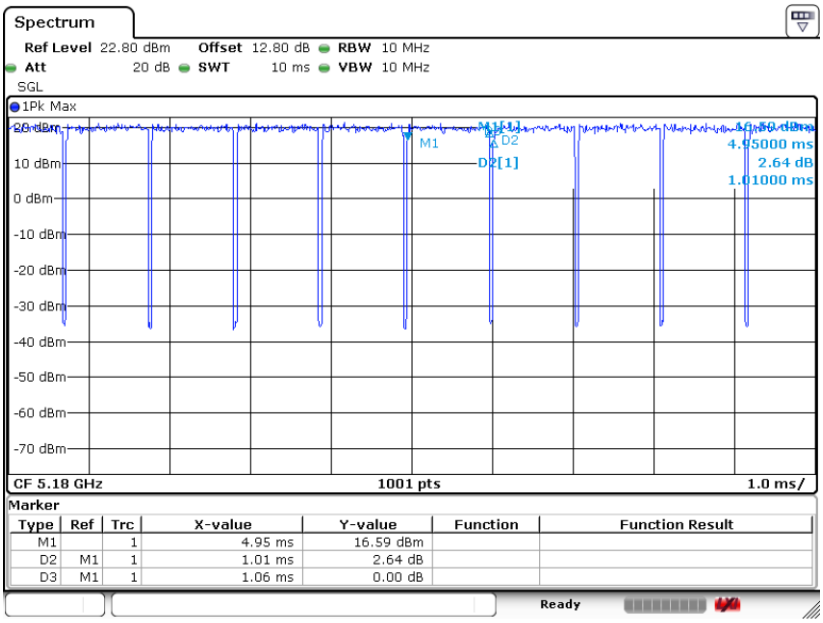

802.11ax HE40

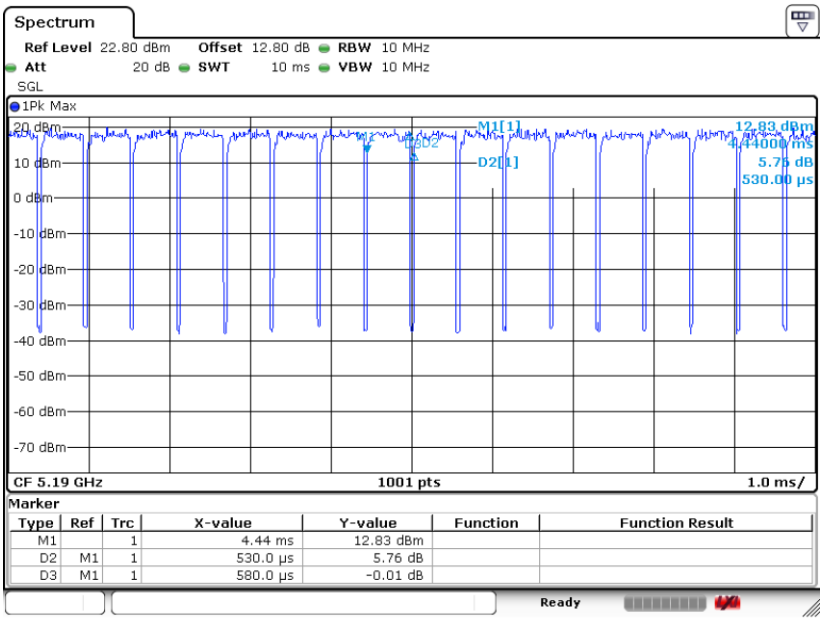
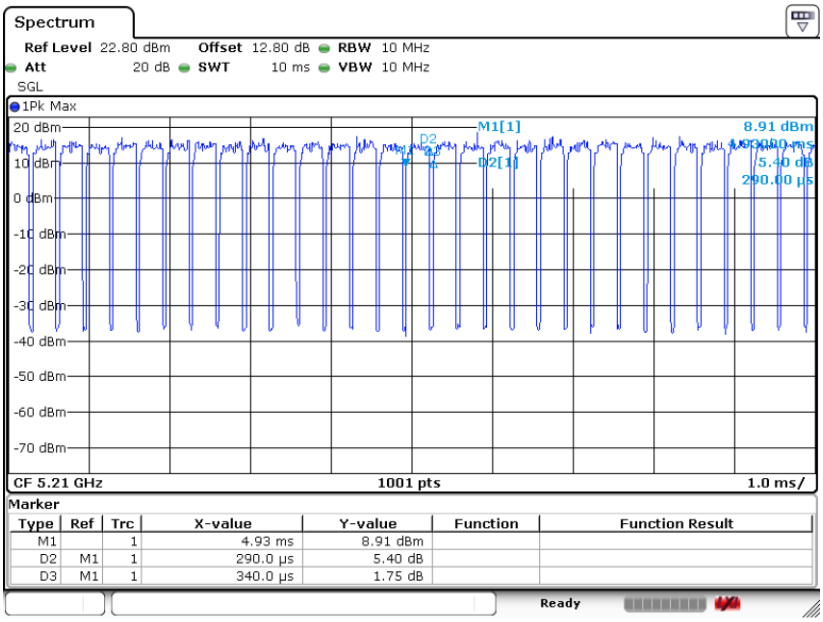
802.11ax HE80