Mode	14	
	Band Edge	
	2400-2483.5_802.11g_CH02_2417MHz	
ANT	22	
Pol.	Horizontal	Fundamental
Peak	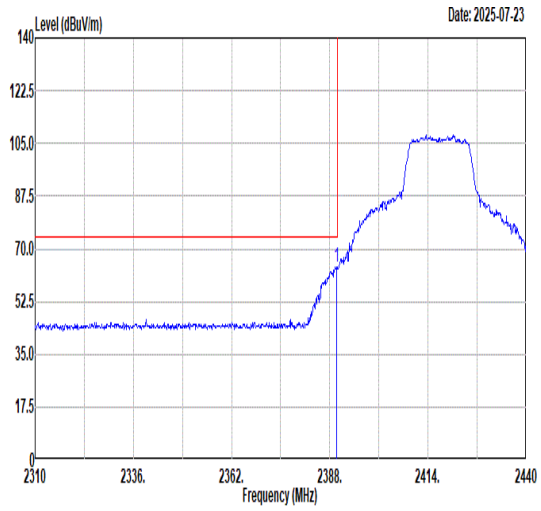 Freq Level Limit Line Margin (dB) Read Level Ant Factor Cable Loss Preamp Factor APos TPos Remark 1 2389.82 64.09 74.00 -9.91 59.08 30.78 6.87 32.64 268 21 PEAK	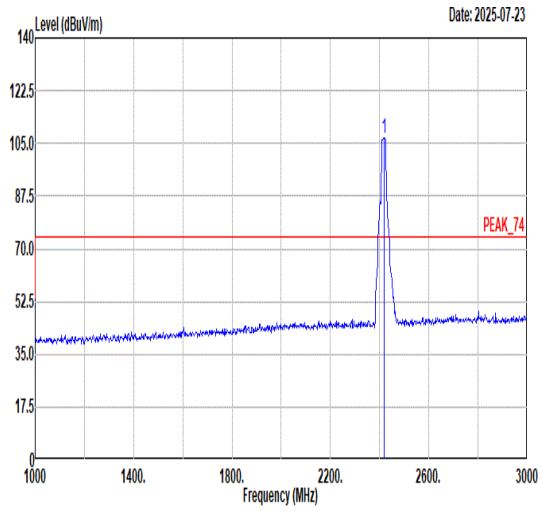 Freq Level Limit Line Margin (dB) Read Level Ant Factor Cable Loss Preamp Factor APos TPos Remark 1 2417.00 106.85 ------ ------ 101.81 30.78 6.89 32.63 268 21 PEAK
Avg	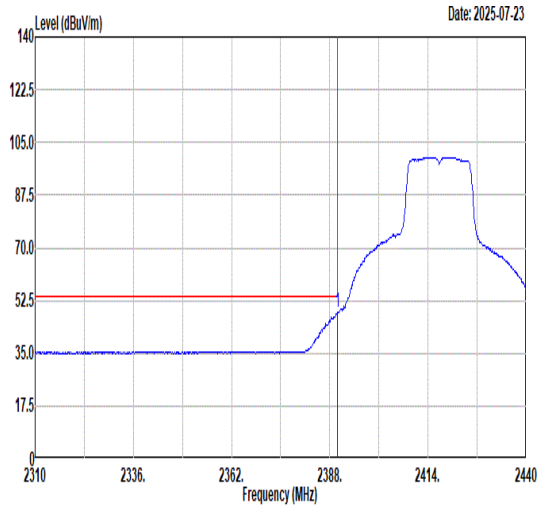 Freq Level Limit Line Margin (dB) Read Level Ant Factor Cable Loss Preamp Factor APos TPos Remark 1 2389.95 48.75 54.00 -5.25 43.74 30.78 6.87 32.64 268 21 AVERAGE	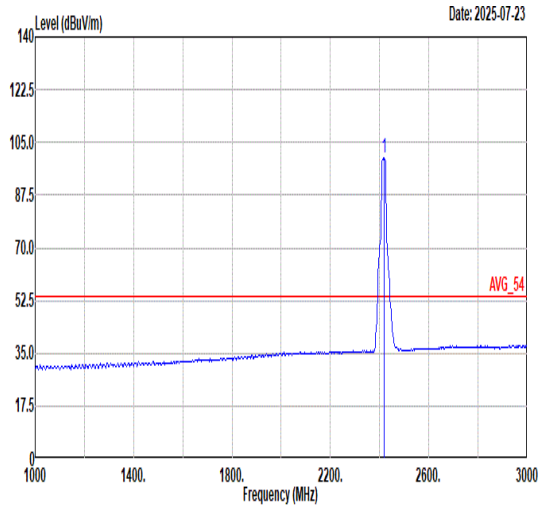 Freq Level Limit Line Margin (dB) Read Level Ant Factor Cable Loss Preamp Factor APos TPos Remark 1 2417.00 99.79 ------ ------ 94.74 30.78 6.90 32.63 268 21 AVERAGE

Mode	14	
	Band Edge	
	2400-2483.5_802.11g_CH02_2417MHz	
ANT	22	
Pol.	Vertical	Fundamental
Peak	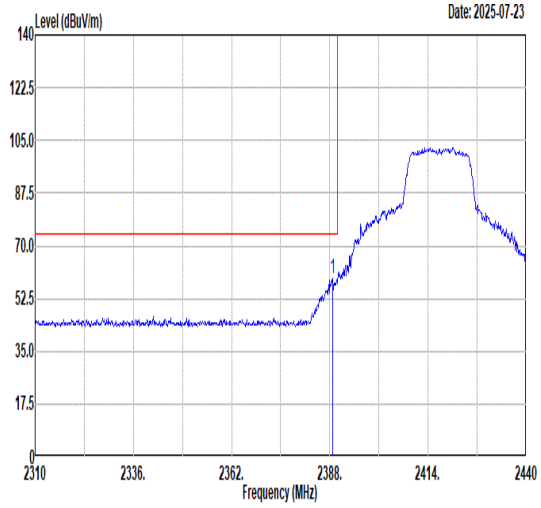 Freq Level Limit Line Margin (dB) Read Level Ant Factor Cable Loss Preamp Factor APos TPos Remark MHz dBuV/m dBuV/m dBuV dB/m dB dB cm deg 1 2388.78 59.03 74.00 -14.97 54.03 30.78 6.86 32.64 179 53 PEAK	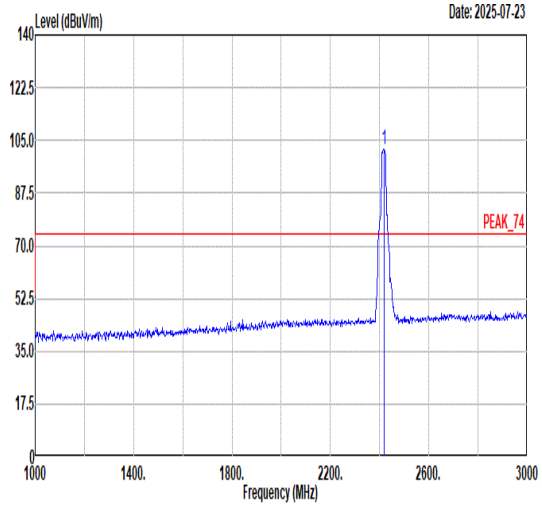 Freq Level Limit Line Margin (dB) Read Level Ant Factor Cable Loss Preamp Factor APos TPos Remark MHz dBuV/m dBuV/m dBuV dB/m dB dB cm deg 1 2417.00 102.12 ------ ------ 97.08 30.78 6.89 32.63 179 53 PEAK
Avg	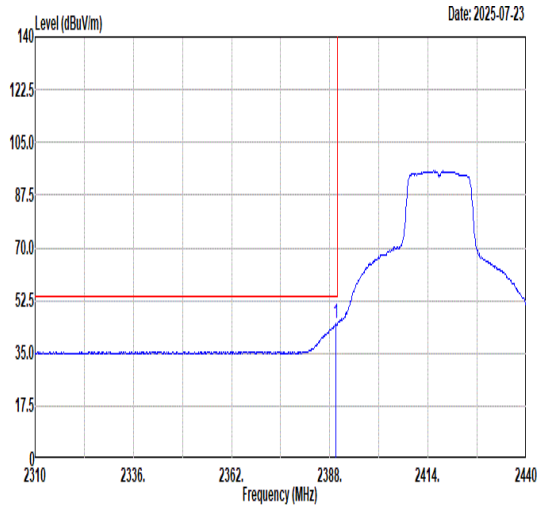 Freq Level Limit Line Margin (dB) Read Level Ant Factor Cable Loss Preamp Factor APos TPos Remark MHz dBuV/m dBuV/m dBuV dB/m dB dB cm deg 1 2389.69 44.90 54.00 -9.10 39.89 30.78 6.87 32.64 179 53 AVERAGE	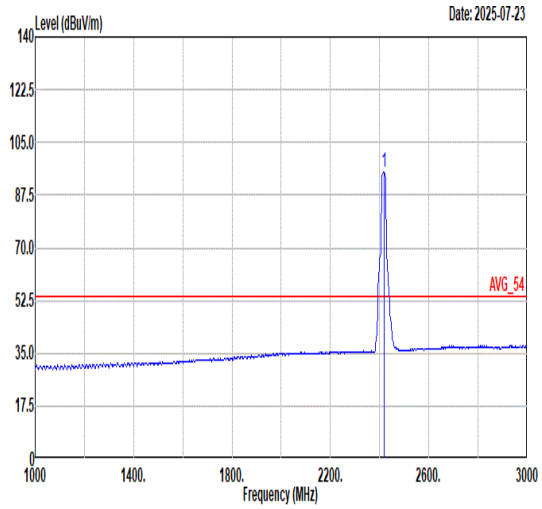 Freq Level Limit Line Margin (dB) Read Level Ant Factor Cable Loss Preamp Factor APos TPos Remark MHz dBuV/m dBuV/m dBuV dB/m dB dB cm deg 1 2417.00 95.07 ------ ------ 90.03 30.78 6.89 32.63 179 53 AVERAGE

Mode	15	
	Band Edge	
	2400-2483.5_802.11g_CH10_2457MHz	
ANT	22	
Pol.	Horizontal	Fundamental
Peak	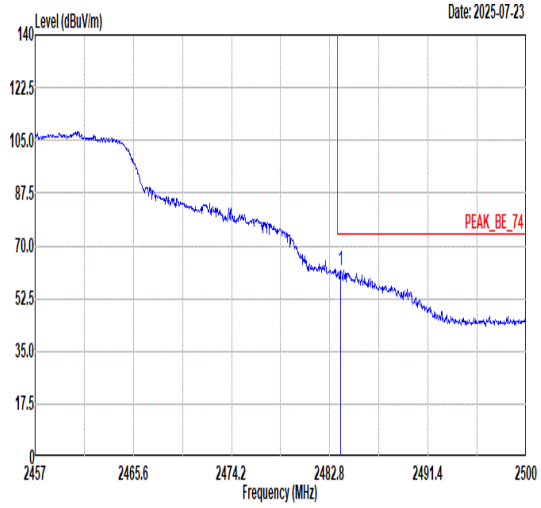 Freq Level Limit Line Margin (dB) Read Level Ant Factor Cable Loss Preamp Factor APos TPos Remark MHz dBuV/m dBuV/m dBuV dB/m dB dB cm deg 1 2483.75 61.86 74.00 -12.14 56.69 30.80 6.98 32.61 281 19 PEAK	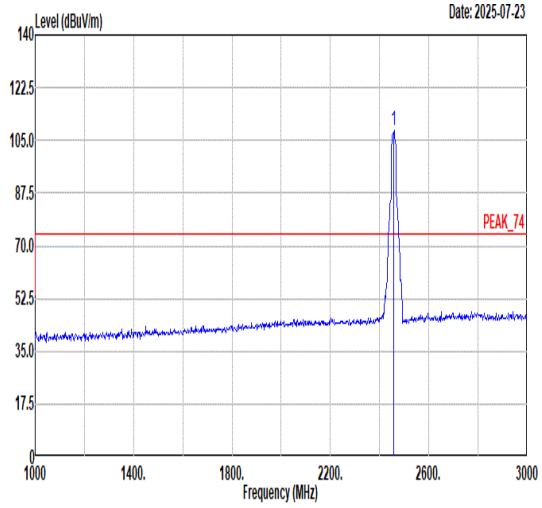 Freq Level Limit Line Margin (dB) Read Level Ant Factor Cable Loss Preamp Factor APos TPos Remark MHz dBuV/m dBuV/m dBuV dB/m dB dB cm deg 1 2457.00 108.22 ------ ------ 103.10 30.79 6.95 32.62 281 19 PEAK
Avg	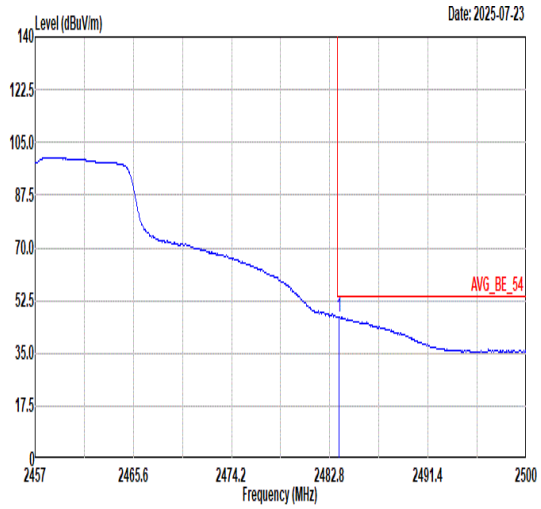 Freq Level Limit Line Margin (dB) Read Level Ant Factor Cable Loss Preamp Factor APos TPos Remark MHz dBuV/m dBuV/m dBuV dB/m dB dB cm deg 1 2483.62 46.91 54.00 -7.09 41.74 30.80 6.98 32.61 281 19 AVERAGE	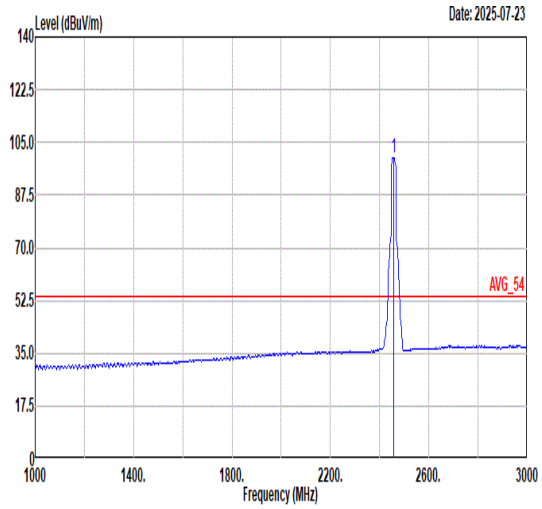 Freq Level Limit Line Margin (dB) Read Level Ant Factor Cable Loss Preamp Factor APos TPos Remark MHz dBuV/m dBuV/m dBuV dB/m dB dB cm deg 1 2457.00 100.03 ------ ------ 94.92 30.79 6.94 32.62 281 19 AVERAGE

Mode	15	
	Band Edge	
	2400-2483.5_802.11g_CH10_2457MHz	
ANT	22	
Pol.	Vertical	Fundamental
Peak	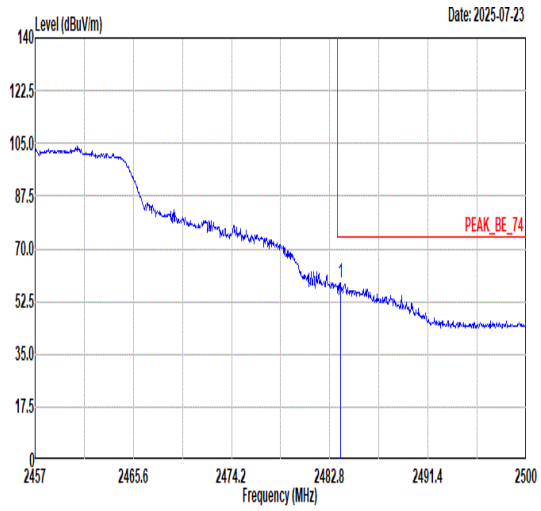 Freq Level Limit Line Margin (dB) Read Level Ant Factor Cable Loss Preamp Factor APos TPos Remark MHz dBuV/m dBuV/m dBuV dB/m dB dB cm deg 1 2483.75 58.48 74.00 -15.52 53.31 30.80 6.98 32.61 200 78 PEAK	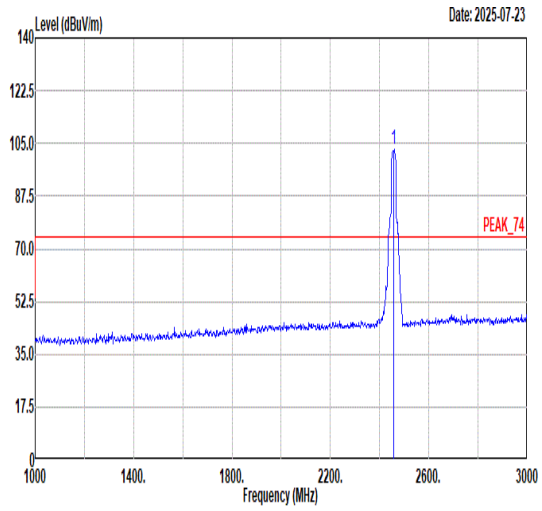 Freq Level Limit Line Margin (dB) Read Level Ant Factor Cable Loss Preamp Factor APos TPos Remark MHz dBuV/m dBuV/m dBuV dB/m dB dB cm deg 1 2457.00 102.83 ------ ------ 97.71 30.79 6.95 32.62 200 78 PEAK
Avg	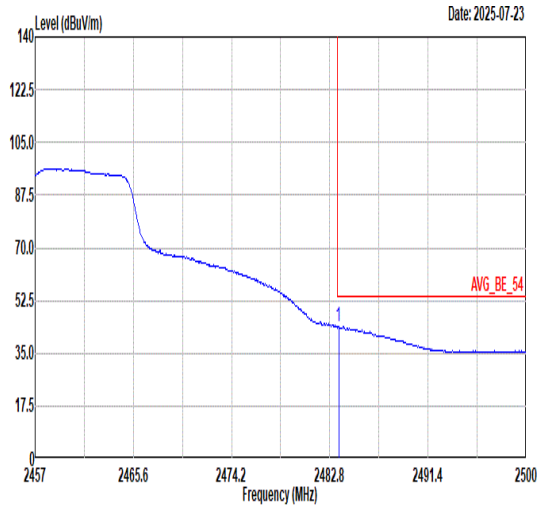 Freq Level Limit Line Margin (dB) Read Level Ant Factor Cable Loss Preamp Factor APos TPos Remark MHz dBuV/m dBuV/m dBuV dB/m dB dB cm deg 1 2483.57 43.96 54.00 -10.04 38.79 30.80 6.98 32.61 200 78 AVERAGE	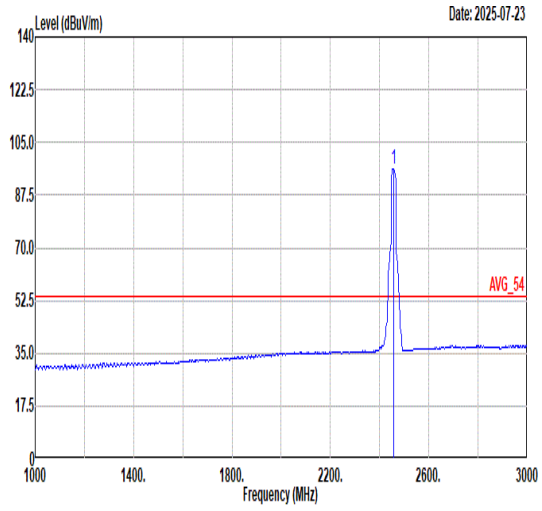 Freq Level Limit Line Margin (dB) Read Level Ant Factor Cable Loss Preamp Factor APos TPos Remark MHz dBuV/m dBuV/m dBuV dB/m dB dB cm deg 1 2457.00 96.10 ------ ------ 90.99 30.79 6.94 32.62 200 78 AVERAGE

Mode	16	
	Band Edge	
	2400-2483.5_802.11n HT20_CH02_2417MHz	
ANT	22	
Pol.	Horizontal	Fundamental
Peak	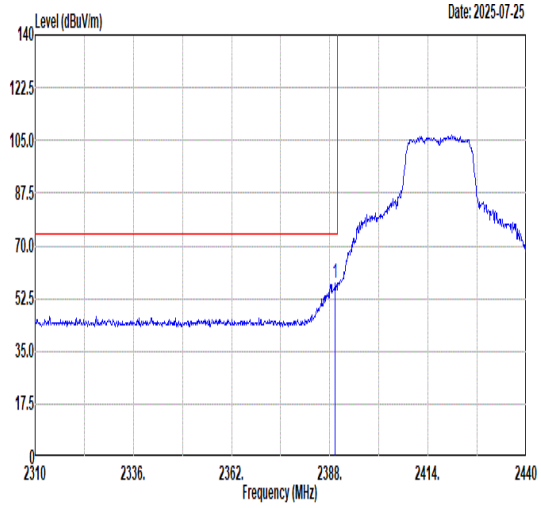 Freq Level Limit Line Margin (dB) Read Level Ant Factor Cable Loss Preamp Factor APos TPos Remark MHz dBuV/m dBuV/m dBuV dB/m dB dB cm deg 1 2389.43 57.57 74.00 -16.43 52.56 30.78 6.87 32.64 239 31 PEAK	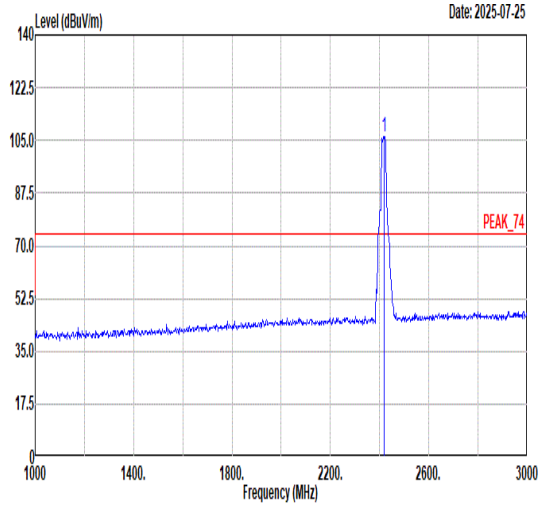 Freq Level Limit Line Margin (dB) Read Level Ant Factor Cable Loss Preamp Factor APos TPos Remark MHz dBuV/m dBuV/m dBuV dB/m dB dB cm deg 1 2417.00 106.26 ------ ------ 101.21 30.78 6.90 32.63 239 31 PEAK
Avg	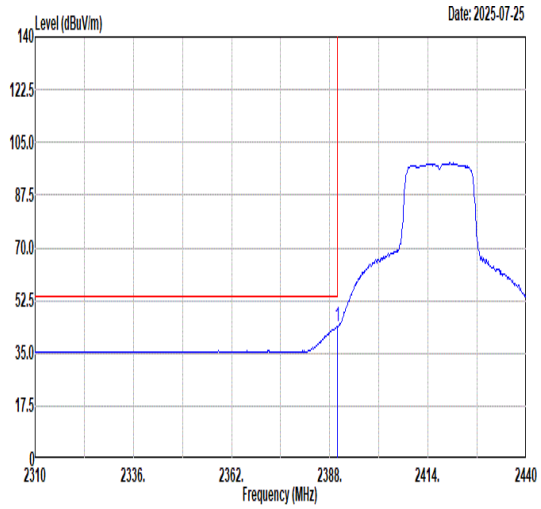 Freq Level Limit Line Margin (dB) Read Level Ant Factor Cable Loss Preamp Factor APos TPos Remark MHz dBuV/m dBuV/m dBuV dB/m dB dB cm deg 1 2389.95 43.92 54.00 -10.08 38.91 30.78 6.87 32.64 239 31 AVERAGE	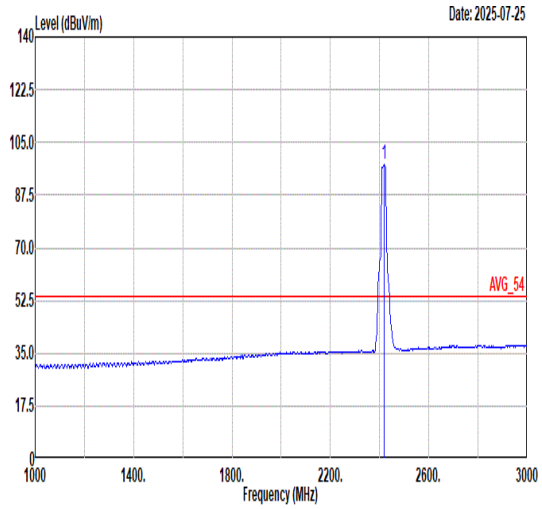 Freq Level Limit Line Margin (dB) Read Level Ant Factor Cable Loss Preamp Factor APos TPos Remark MHz dBuV/m dBuV/m dBuV dB/m dB dB cm deg 1 2417.00 97.56 ------ ------ 92.51 30.78 6.90 32.63 239 31 AVERAGE

Mode	16	
	Band Edge	
	2400-2483.5_802.11n HT20_CH02_2417MHz	
ANT	22	
Pol.	Vertical	Fundamental
Peak	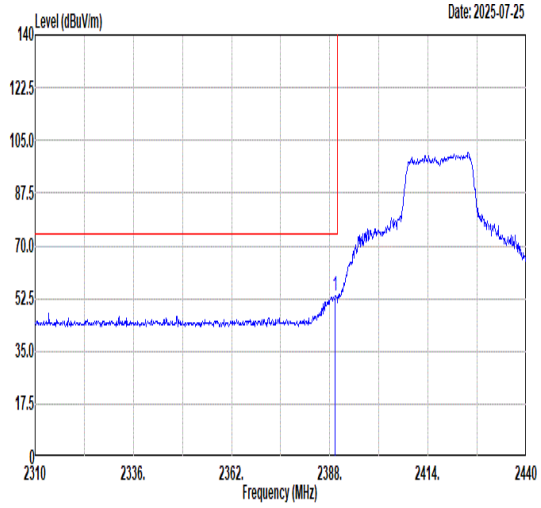 Freq Level Limit Line Margin (dB) Read Level Ant Factor Cable Loss Preamp Factor APos TPos Remark MHz dBuV/m dBuV/m dBuV dB/m dB dB cm deg 1 2389.43 53.60 74.00 -20.40 48.59 30.78 6.87 32.64 270 81 PEAK	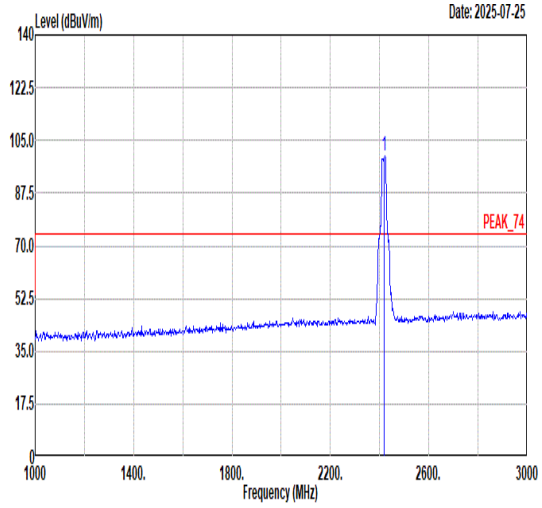 Freq Level Limit Line Margin (dB) Read Level Ant Factor Cable Loss Preamp Factor APos TPos Remark MHz dBuV/m dBuV/m dBuV dB/m dB dB cm deg 1 2417.00 99.68 ------ ------ 94.63 30.78 6.90 32.63 270 81 PEAK
Avg	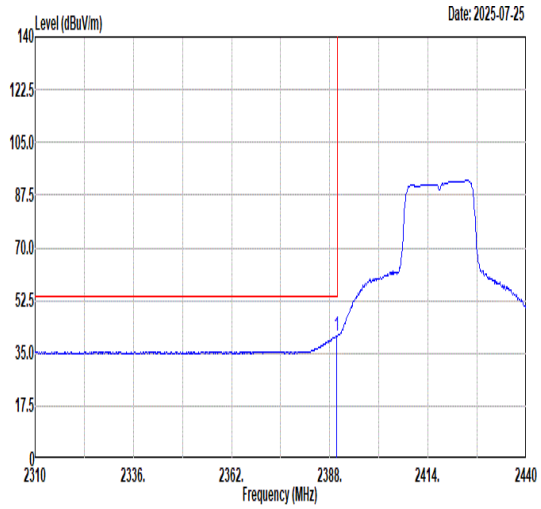 Freq Level Limit Line Margin (dB) Read Level Ant Factor Cable Loss Preamp Factor APos TPos Remark MHz dBuV/m dBuV/m dBuV dB/m dB dB cm deg 1 2389.82 40.64 54.00 -13.36 35.63 30.78 6.87 32.64 270 81 AVERAGE	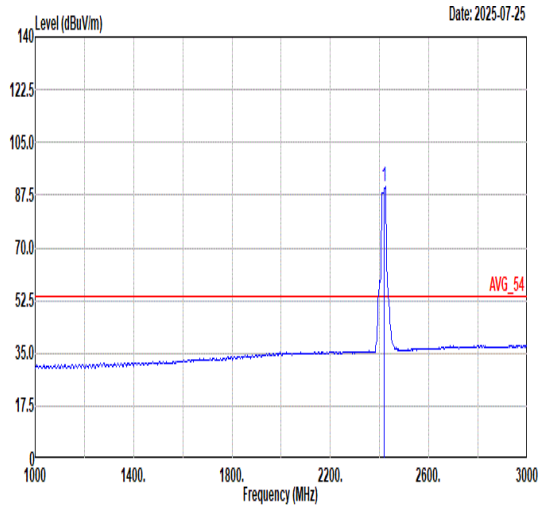 Freq Level Limit Line Margin (dB) Read Level Ant Factor Cable Loss Preamp Factor APos TPos Remark MHz dBuV/m dBuV/m dBuV dB/m dB dB cm deg 1 2417.00 90.22 ------ ------ 85.16 30.78 6.91 32.63 270 81 AVERAGE

Mode	17	
	Band Edge	
	2400-2483.5_802.11n HT20_CH10_2457MHz	
ANT	22	
Pol.	Horizontal	Fundamental
Peak	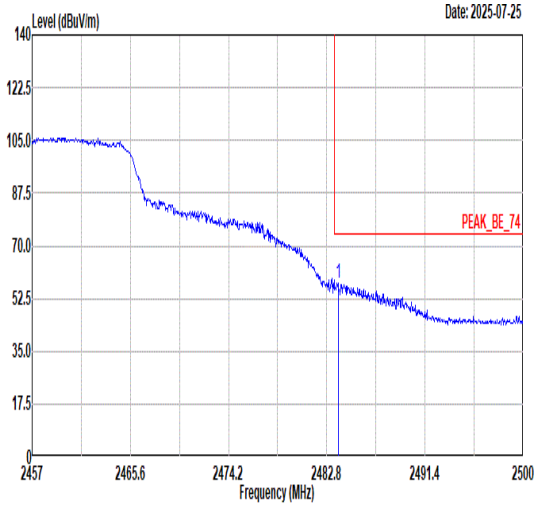 Freq Level Limit Line Margin (dB) Read Level Ant Factor Cable Loss Preamp Factor APos TPos Remark MHz dBuV/m dBuV/m dBuV dB/m dB dB cm deg 1 2483.79 57.69 74.00 -16.31 52.52 30.80 6.98 32.61 279 21 PEAK	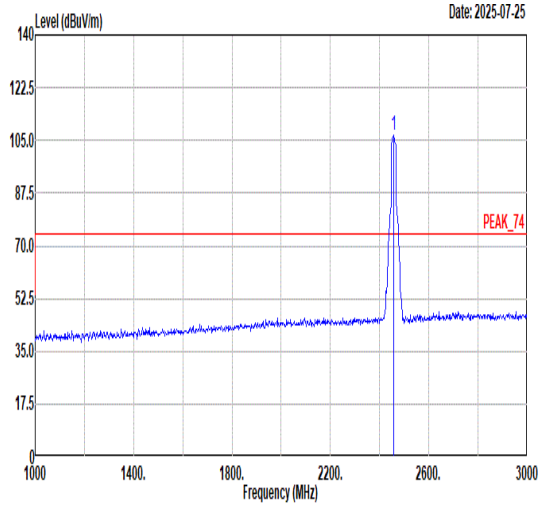 Freq Level Limit Line Margin (dB) Read Level Ant Factor Cable Loss Preamp Factor APos TPos Remark MHz dBuV/m dBuV/m dBuV dB/m dB dB cm deg 1 2457.00 106.66 ------ ------ 101.55 30.79 6.94 32.62 279 21 PEAK
Avg	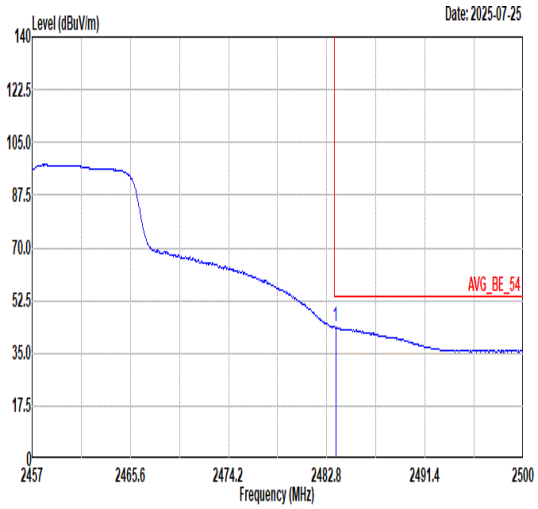 Freq Level Limit Line Margin (dB) Read Level Ant Factor Cable Loss Preamp Factor APos TPos Remark MHz dBuV/m dBuV/m dBuV dB/m dB dB cm deg 1 2483.57 43.60 54.00 -10.40 38.43 30.80 6.98 32.61 279 21 AVERAGE	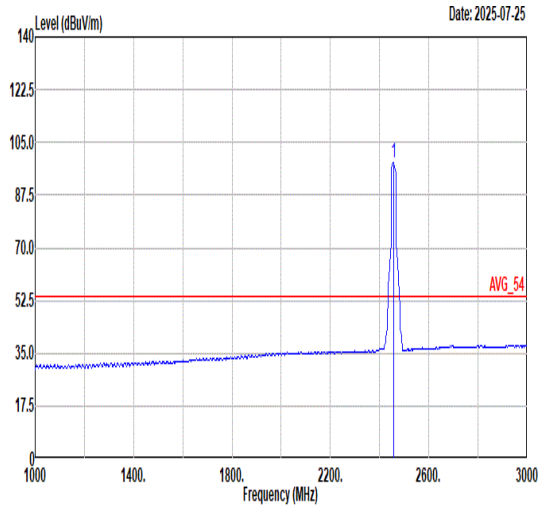 Freq Level Limit Line Margin (dB) Read Level Ant Factor Cable Loss Preamp Factor APos TPos Remark MHz dBuV/m dBuV/m dBuV dB/m dB dB cm deg 1 2457.00 98.14 ------ ------ 93.03 30.79 6.94 32.62 279 21 AVERAGE

Mode	17	
	Band Edge	
	2400-2483.5_802.11n HT20_CH10_2457MHz	
ANT	22	
Pol.	Vertical	Fundamental
Peak	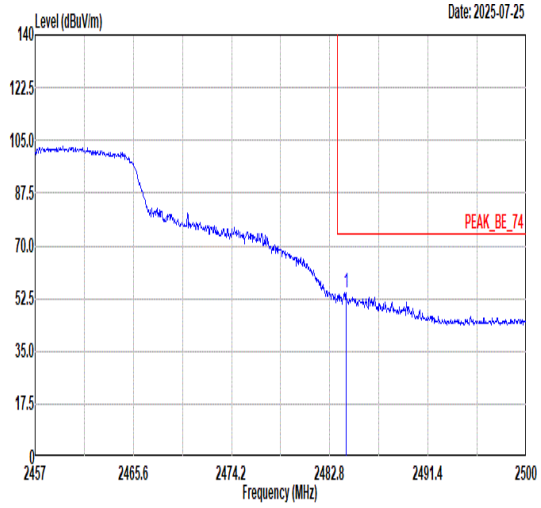 Freq Level Limit Line Margin (dB) Read Level Ant Factor Cable Loss Preamp Factor APos TPos Remark 1 2484.22 54.54 74.00 -19.46 49.37 30.80 6.98 32.61 203 92 PEAK	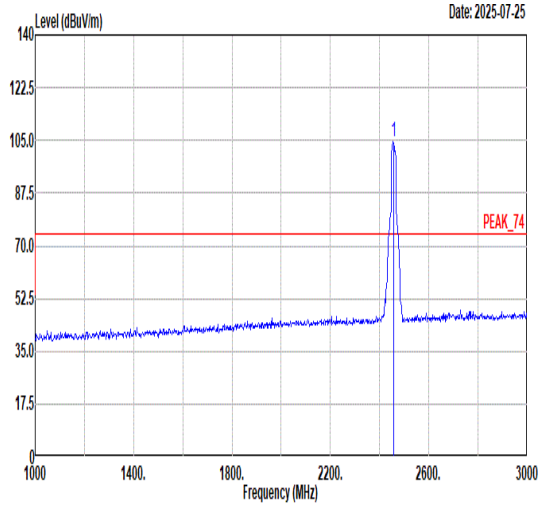 Freq Level Limit Line Margin (dB) Read Level Ant Factor Cable Loss Preamp Factor APos TPos Remark 1 2457.00 104.35 ------ ------ 99.24 30.79 6.94 32.62 203 92 PEAK
Avg	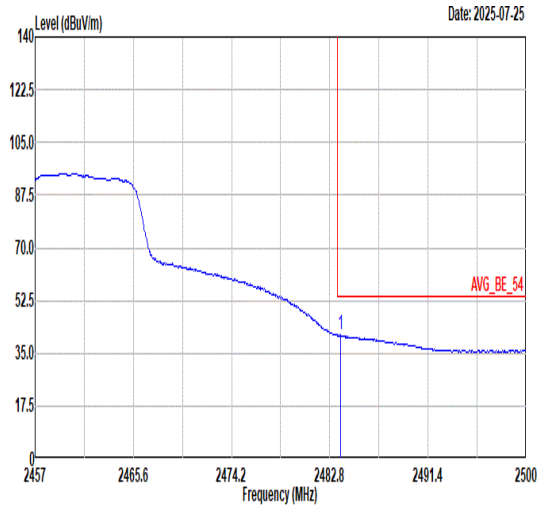 Freq Level Limit Line Margin (dB) Read Level Ant Factor Cable Loss Preamp Factor APos TPos Remark 1 2483.75 41.06 54.00 -12.94 35.89 30.80 6.98 32.61 203 92 AVERAGE	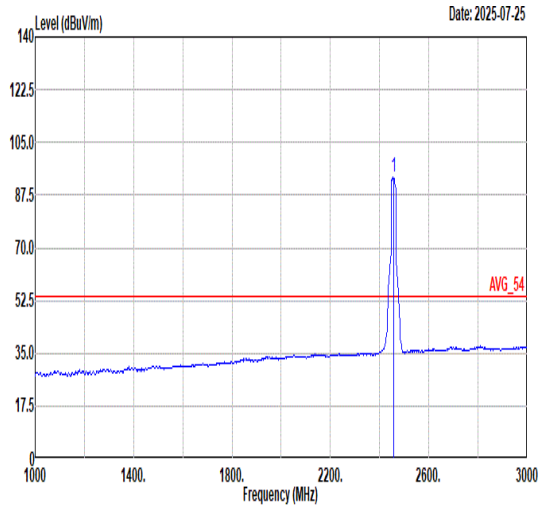 Freq Level Limit Line Margin (dB) Read Level Ant Factor Cable Loss Preamp Factor APos TPos Remark 1 2457.00 93.41 ------ ------ 88.30 30.79 6.94 32.62 203 92 AVERAGE

Mode	18	
	Band Edge - L	
	2400-2483.5_802.11n HT40_CH08_2447MHz	
ANT	22	
Pol.	Horizontal	Fundamental
Peak	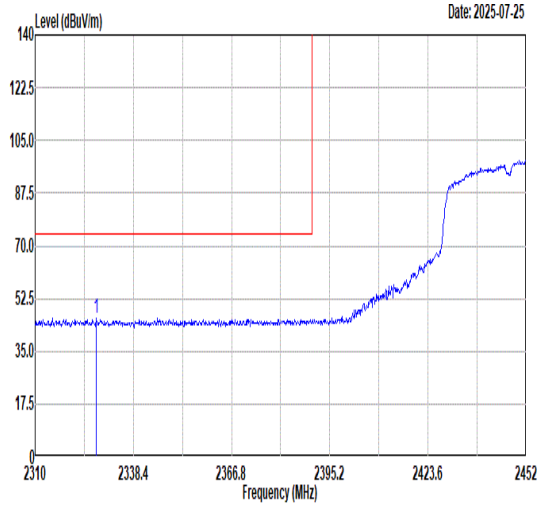 Freq Level Limit Line Margin (dB) Read Level Ant Factor Cable Loss Preamp Factor APos TPos Remark MHz dBuV/m dBuV/m dBuV dB/m dB dB cm deg 1 2327.75 45.87 74.00 -28.13 40.97 30.77 6.80 32.67 313 23 PEAK	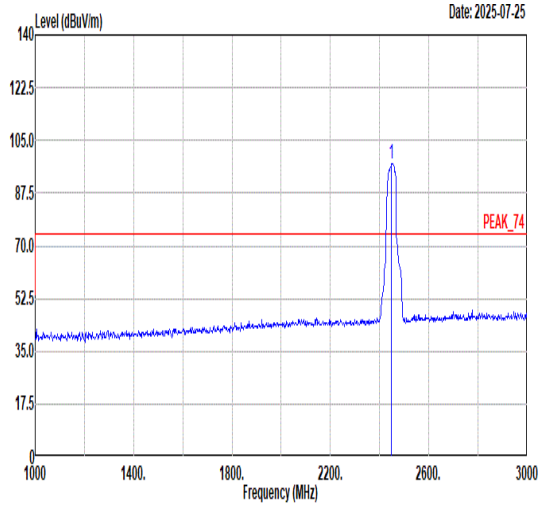 Freq Level Limit Line Margin (dB) Read Level Ant Factor Cable Loss Preamp Factor APos TPos Remark MHz dBuV/m dBuV/m dBuV dB/m dB dB cm deg 1 2447.00 97.21 ------ ------ 92.10 30.79 6.94 32.62 313 23 PEAK
Avg	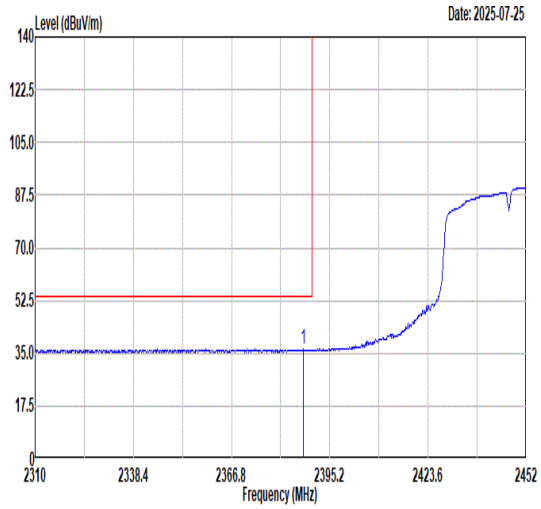 Freq Level Limit Line Margin (dB) Read Level Ant Factor Cable Loss Preamp Factor APos TPos Remark MHz dBuV/m dBuV/m dBuV dB/m dB dB cm deg 1 2387.53 36.30 54.00 -17.70 31.30 30.78 6.86 32.64 313 23 AVERAGE	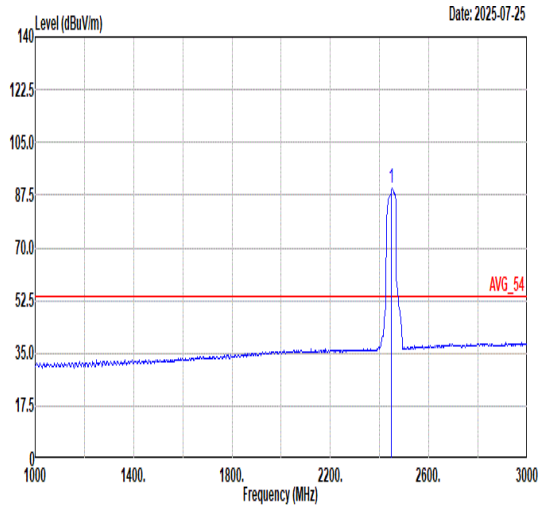 Freq Level Limit Line Margin (dB) Read Level Ant Factor Cable Loss Preamp Factor APos TPos Remark MHz dBuV/m dBuV/m dBuV dB/m dB dB cm deg 1 2447.00 89.59 ------ ------ 84.48 30.79 6.94 32.62 313 23 AVERAGE

Mode	18	
	Band Edge - R	
	2400-2483.5_802.11n HT40_CH08_2447MHz	
ANT	22	
Pol.	Horizontal	Fundamental
Peak	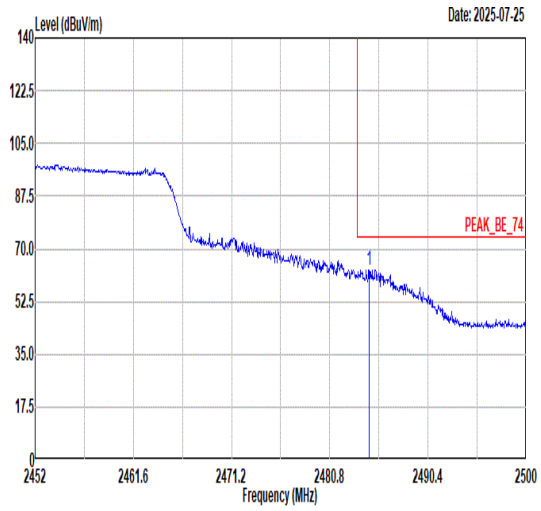 Freq Level Limit Line Margin (dB) Read Level Ant Factor Cable Loss Preamp Factor APos TPos Remark MHz dBuV/m dBuV/m dBuV dB/m dB dB cm deg 1 2484.64 63.01 74.00 -10.99 57.84 30.80 6.98 32.61 313 23 PEAK	Blank
Avg	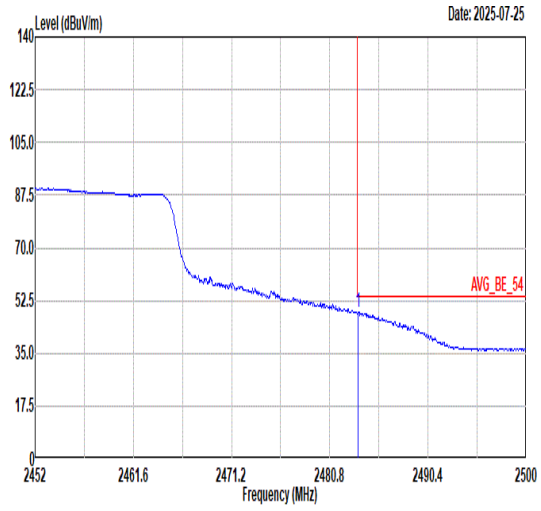 Freq Level Limit Line Margin (dB) Read Level Ant Factor Cable Loss Preamp Factor APos TPos Remark MHz dBuV/m dBuV/m dBuV dB/m dB dB cm deg 1 2483.58 48.44 54.00 -5.56 43.27 30.80 6.98 32.61 313 23 AVERAGE	Blank

Mode	18	
	Band Edge - L	
	2400-2483.5_802.11n HT40_CH08_2447MHz	
ANT	22	
Pol.	Vertical	Fundamental
Peak	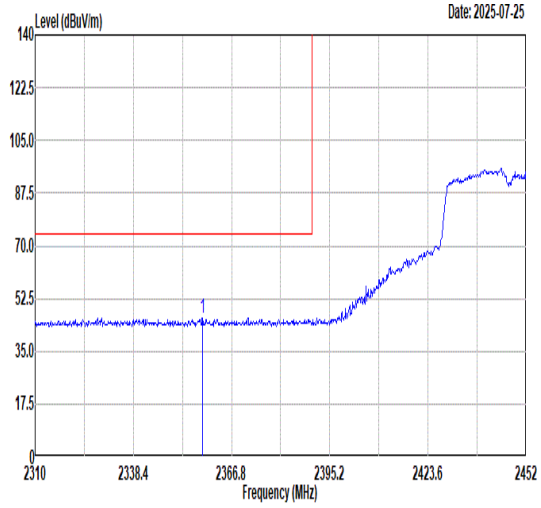 Freq Level Limit Line Margin (dB) Read Level Ant Factor Cable Loss Preamp Factor APos TPos Remark 1 2358.42 46.14 74.00 -27.86 41.20 30.77 6.83 32.66 202 93 PEAK	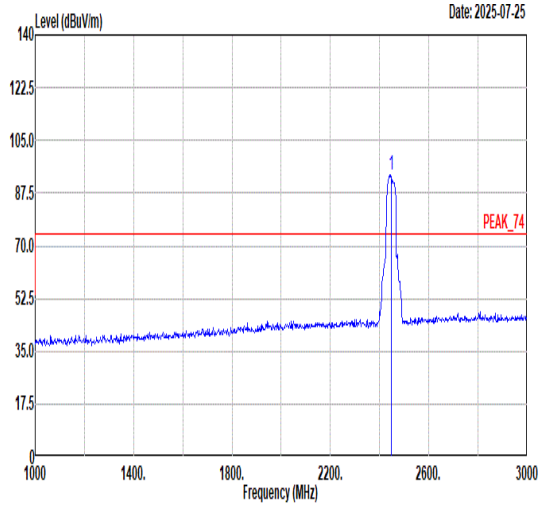 Freq Level Limit Line Margin (dB) Read Level Ant Factor Cable Loss Preamp Factor APos TPos Remark 1 2447.00 93.76 ------ ------ 88.67 30.79 6.92 32.62 202 93 PEAK
Avg	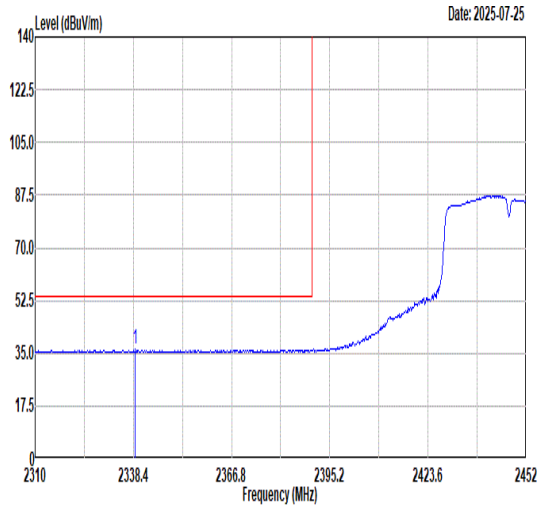 Freq Level Limit Line Margin (dB) Read Level Ant Factor Cable Loss Preamp Factor APos TPos Remark 1 2338.97 36.19 54.00 -17.81 31.27 30.77 6.81 32.66 202 93 AVERAGE	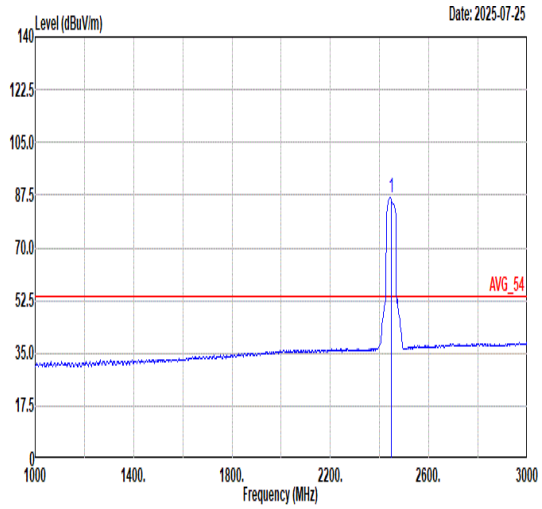 Freq Level Limit Line Margin (dB) Read Level Ant Factor Cable Loss Preamp Factor APos TPos Remark 1 2447.00 86.67 ------ ------ 81.58 30.79 6.92 32.62 202 93 AVERAGE

Mode	18	
	Band Edge - R	
	2400-2483.5_802.11n HT40_CH08_2447MHz	
ANT	22	
Pol.	Vertical	Fundamental
Peak	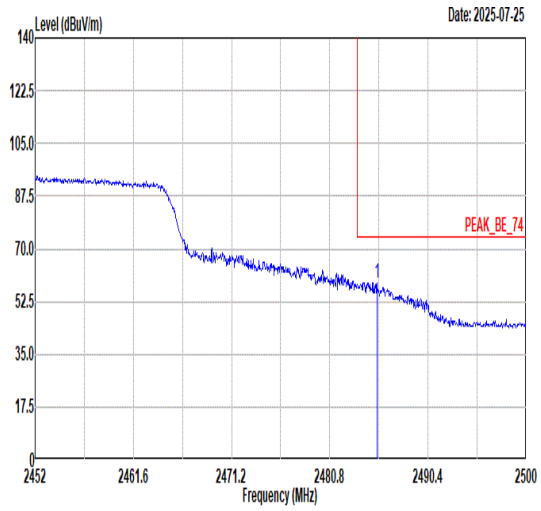 Freq Level Limit Line Margin (dB) Read Level Ant Factor Cable Loss Preamp Factor APos TPos Remark MHz dBuV/m dBuV/m dBuV dB/m dB dB cm deg 1 2485.41 58.88 74.00 -15.12 53.71 30.80 6.98 32.61 202 93 PEAK	Blank
Avg	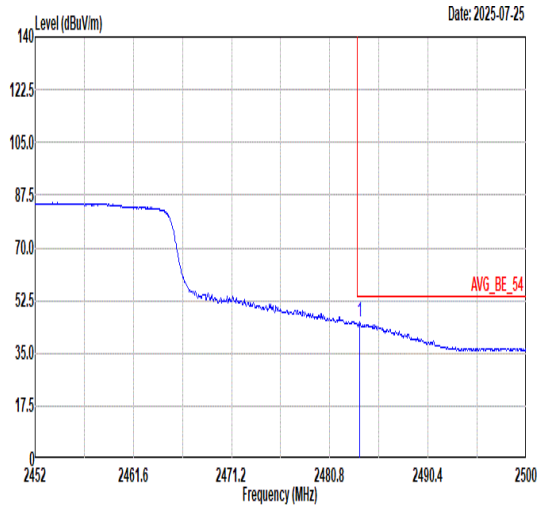 Freq Level Limit Line Margin (dB) Read Level Ant Factor Cable Loss Preamp Factor APos TPos Remark MHz dBuV/m dBuV/m dBuV dB/m dB dB cm deg 1 2483.73 45.24 54.00 -8.76 40.07 30.80 6.98 32.61 202 93 AVERAGE	Blank

Mode	19	
	Band Edge - L	
	2400-2483.5_802.11n HT40_CH07_2442MHz	
ANT	22	
Pol.	Horizontal	Fundamental
Peak	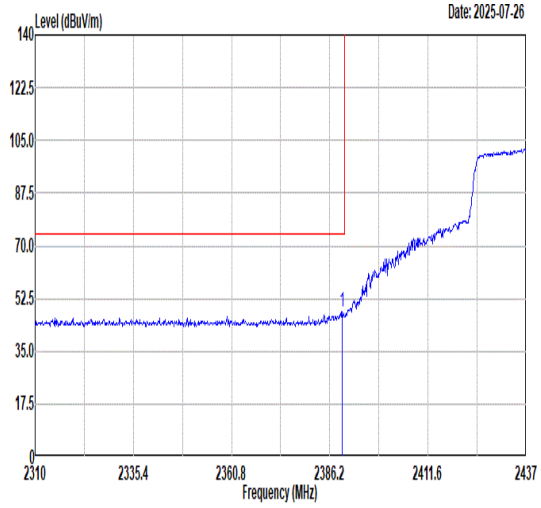 Freq Level Limit Line Margin (dB) Read Level Ant Factor Cable Loss Preamp Factor APos TPos Remark 1 2389.38 48.15 74.00 -25.85 43.14 30.78 6.87 32.64 180 28 PEAK	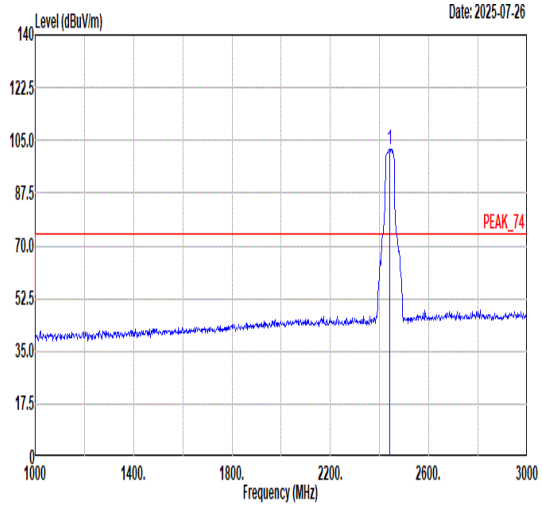 Freq Level Limit Line Margin (dB) Read Level Ant Factor Cable Loss Preamp Factor APos TPos Remark 1 2442.00 101.96 ------ ------ 96.85 30.79 6.94 32.62 180 28 PEAK
Avg	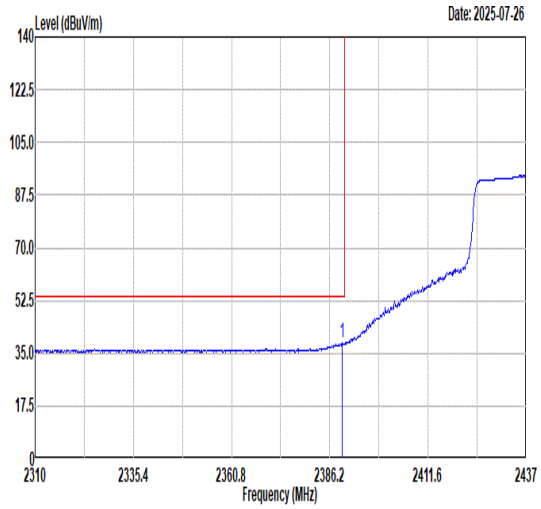 Freq Level Limit Line Margin (dB) Read Level Ant Factor Cable Loss Preamp Factor APos TPos Remark 1 2389.50 38.76 54.00 -15.24 33.75 30.78 6.87 32.64 180 28 AVERAGE	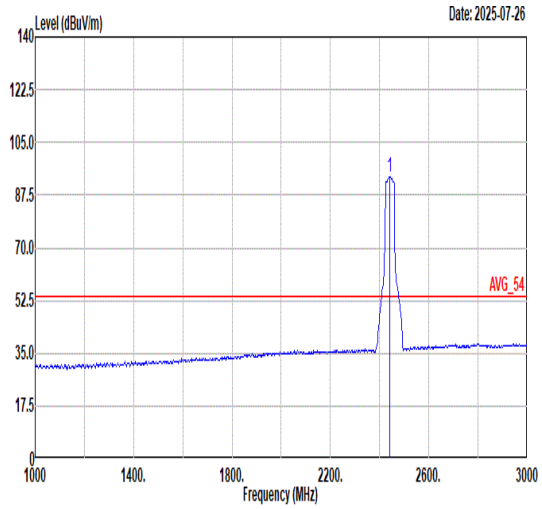 Freq Level Limit Line Margin (dB) Read Level Ant Factor Cable Loss Preamp Factor APos TPos Remark 1 2442.00 93.50 ------ ------ 88.40 30.79 6.93 32.62 180 28 AVERAGE

Mode	19	
	Band Edge - R	
	2400-2483.5_802.11n HT40_CH07_2442MHz	
ANT	22	
Pol.	Horizontal	Fundamental
Peak	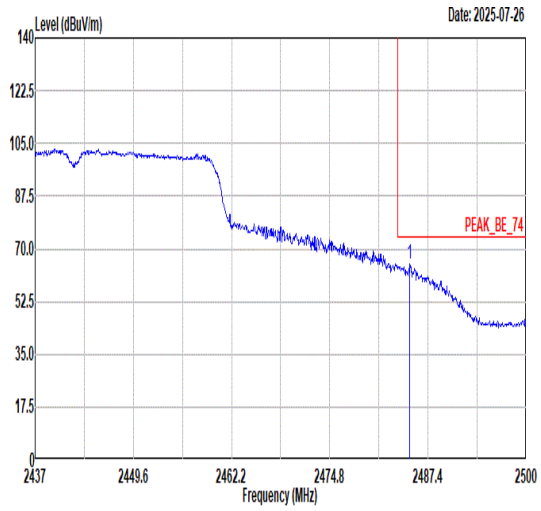 Freq Level Limit Line Margin (dB) Read Level Ant Factor Cable Loss Preamp Factor APos TPos Remark MHz dBuV/m dBuV/m dBuV dB/m dB dB cm deg 1 2485.01 65.20 74.00 -8.80 60.03 30.80 6.98 32.61 180 28 PEAK	Blank
Avg	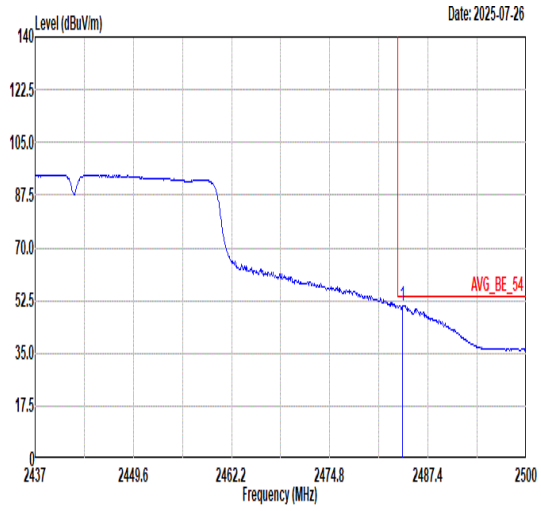 Freq Level Limit Line Margin (dB) Read Level Ant Factor Cable Loss Preamp Factor APos TPos Remark MHz dBuV/m dBuV/m dBuV dB/m dB dB cm deg 1 2484.12 50.93 54.00 -3.07 45.76 30.80 6.98 32.61 180 28 AVERAGE	Blank

Mode	19	
	Band Edge - L	
	2400-2483.5_802.11n HT40_CH07_2442MHz	
ANT	22	
Pol.	Vertical	Fundamental
Peak	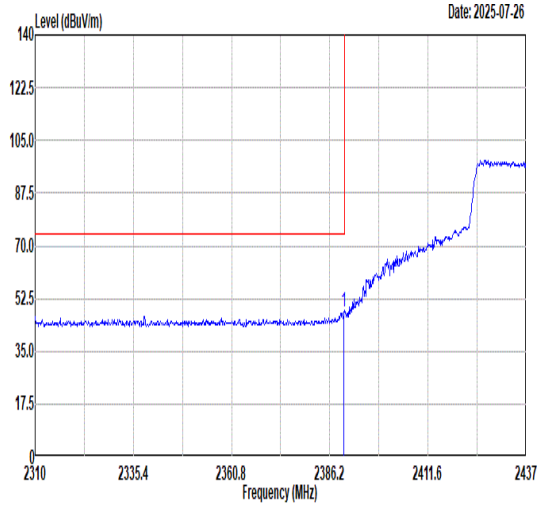 Freq Level Limit Line Margin (dB) Read Level Ant Factor Cable Loss Preamp Factor APos TPos Remark 1 2389.88 47.90 74.00 -26.10 42.89 30.78 6.87 32.64 209 96 PEAK	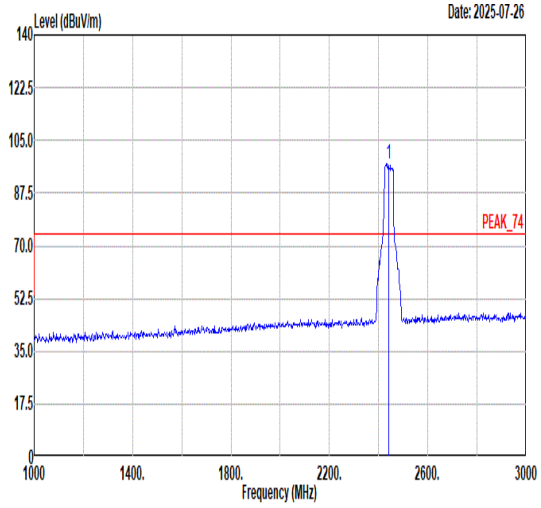 Freq Level Limit Line Margin (dB) Read Level Ant Factor Cable Loss Preamp Factor APos TPos Remark 1 2442.00 97.45 ------ ------ 92.38 30.79 6.91 32.63 209 96 PEAK
Avg	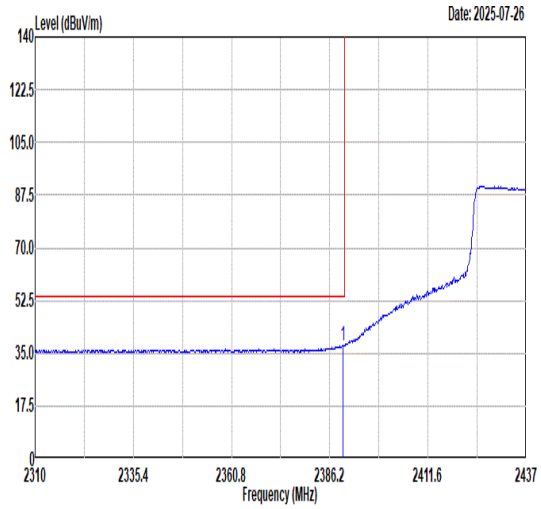 Freq Level Limit Line Margin (dB) Read Level Ant Factor Cable Loss Preamp Factor APos TPos Remark 1 2389.63 37.70 54.00 -16.30 32.69 30.78 6.87 32.64 209 96 AVERAGE	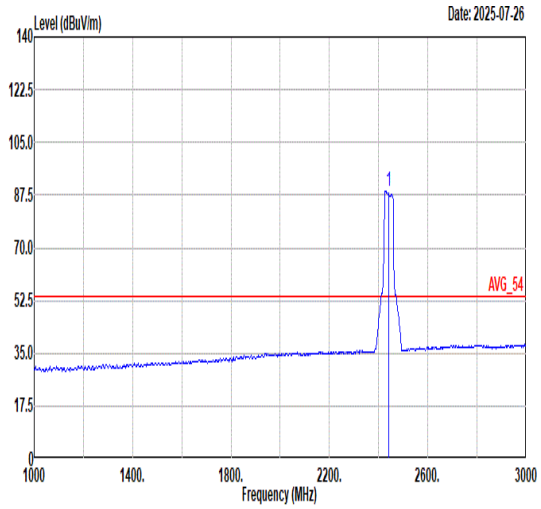 Freq Level Limit Line Margin (dB) Read Level Ant Factor Cable Loss Preamp Factor APos TPos Remark 1 2442.00 88.96 ------ ------ 83.89 30.79 6.91 32.63 209 96 AVERAGE

Mode	19	
	Band Edge - R	
	2400-2483.5_802.11n HT40_CH07_2442MHz	
ANT	22	
Pol.	Vertical	Fundamental
Peak	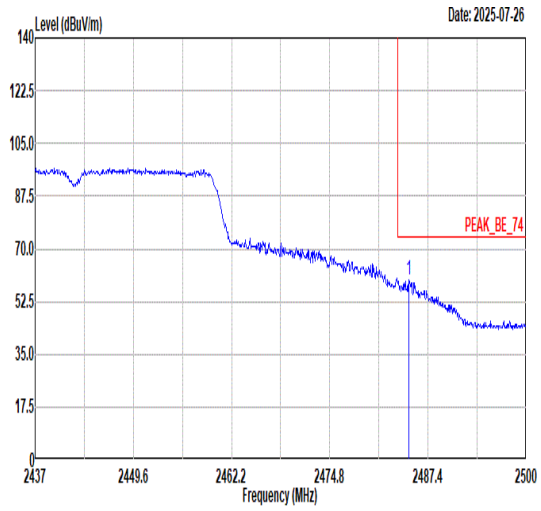 Freq Level Limit Line Margin (dB) Read Level Ant Factor Cable Loss Preamp Factor APos TPos Remark MHz dBuV/m dBuV/m dBuV dB/m dB dB cm deg 1 2484.94 59.85 74.00 -14.15 54.68 30.80 6.98 32.61 209 96 PEAK	Blank
Avg	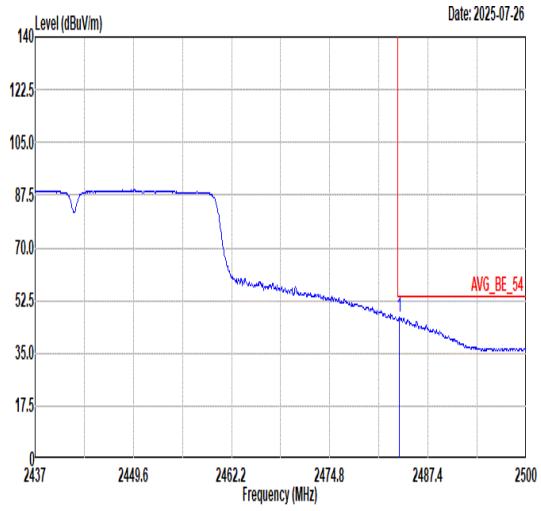 Freq Level Limit Line Margin (dB) Read Level Ant Factor Cable Loss Preamp Factor APos TPos Remark MHz dBuV/m dBuV/m dBuV dB/m dB dB cm deg 1 2483.68 46.99 54.00 -7.01 41.82 30.80 6.98 32.61 209 96 AVERAGE	Blank

Mode	20	
	Band Edge - L	
	2400-2483.5_802.11n HT40_CH04_2427MHz	
ANT	22	
Pol.	Horizontal	Fundamental
Peak	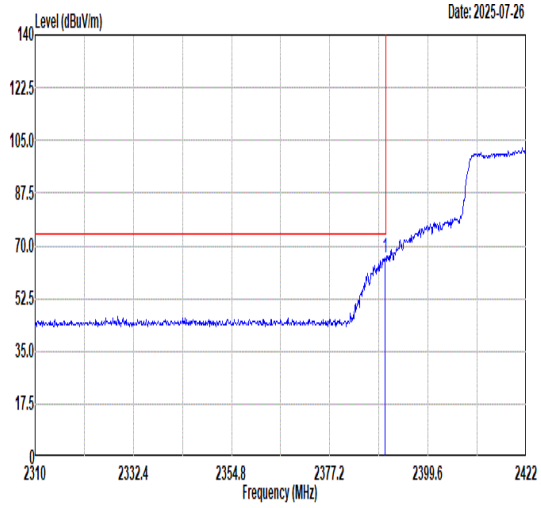 Freq Level Limit Line Margin (dB) Read Level Ant Factor Cable Loss Preamp Factor APos TPos Remark 1 2389.86 66.10 74.00 -7.90 61.09 30.78 6.87 32.64 190 29 PEAK	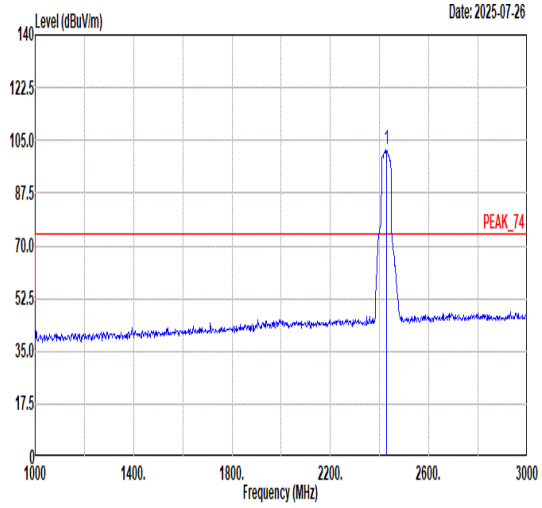 Freq Level Limit Line Margin (dB) Read Level Ant Factor Cable Loss Preamp Factor APos TPos Remark 1 2427.00 102.05 ------ ------ 96.99 30.78 6.91 32.63 190 29 PEAK
Avg	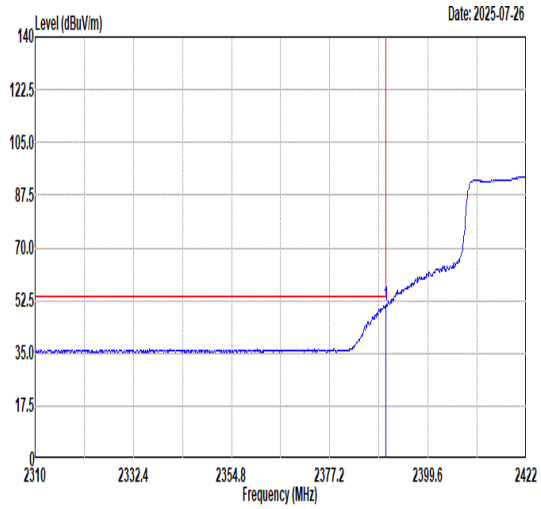 Freq Level Limit Line Margin (dB) Read Level Ant Factor Cable Loss Preamp Factor APos TPos Remark 1 2389.97 50.83 54.00 -3.17 45.82 30.78 6.87 32.64 190 29 AVERAGE	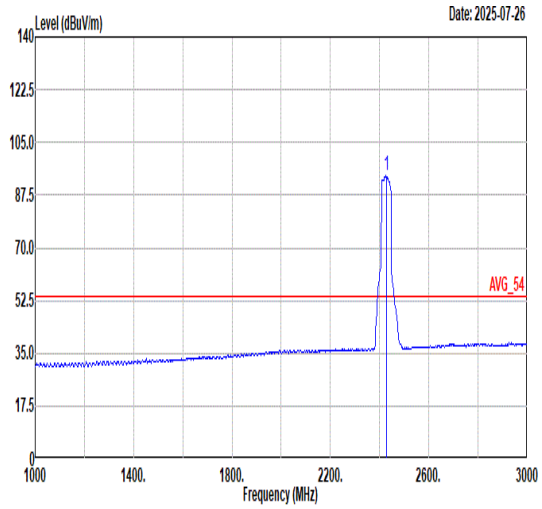 Freq Level Limit Line Margin (dB) Read Level Ant Factor Cable Loss Preamp Factor APos TPos Remark 1 2427.00 93.83 ------ ------ 88.77 30.78 6.91 32.63 190 29 AVERAGE

Mode	20	
	Band Edge - R	
	2400-2483.5_802.11n HT40_CH04_2427MHz	
ANT	22	
Pol.	Horizontal	Fundamental
Peak	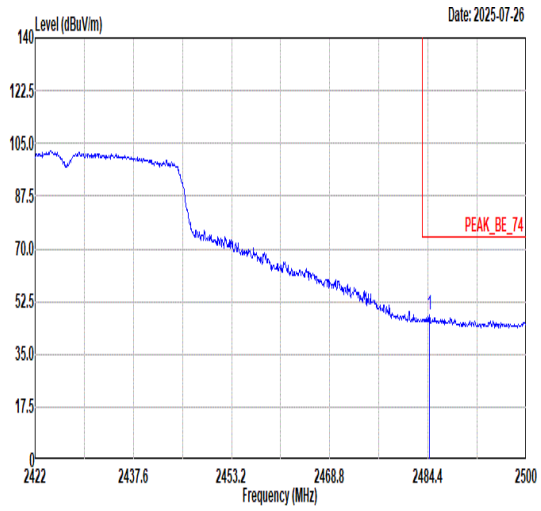 Freq Level Limit Line Margin (dB) Read Level Ant Factor Cable Loss Preamp Factor APos TPos Remark MHz dBuV/m dBuV/m dBuV dB/m dB dB cm deg 1 2484.63 48.23 74.00 -25.77 43.06 30.80 6.98 32.61 190 29 PEAK	Blank
Avg	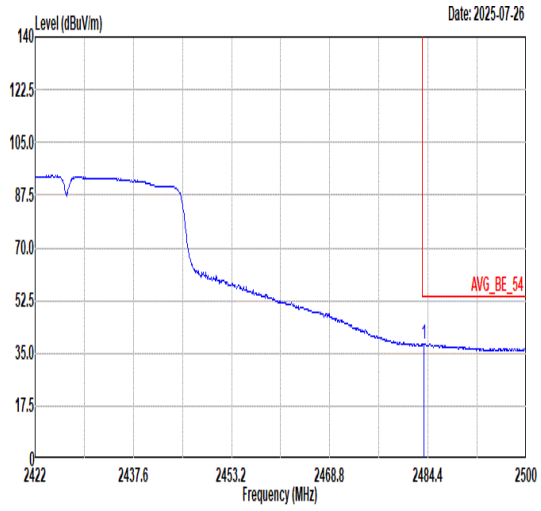 Freq Level Limit Line Margin (dB) Read Level Ant Factor Cable Loss Preamp Factor APos TPos Remark MHz dBuV/m dBuV/m dBuV dB/m dB dB cm deg 1 2483.78 38.26 54.00 -15.74 33.09 30.80 6.98 32.61 190 29 AVERAGE	Blank

Mode	20	
	Band Edge - L	
	2400-2483.5_802.11n HT40_CH04_2427MHz	
ANT	22	
Pol.	Vertical	Fundamental
Peak	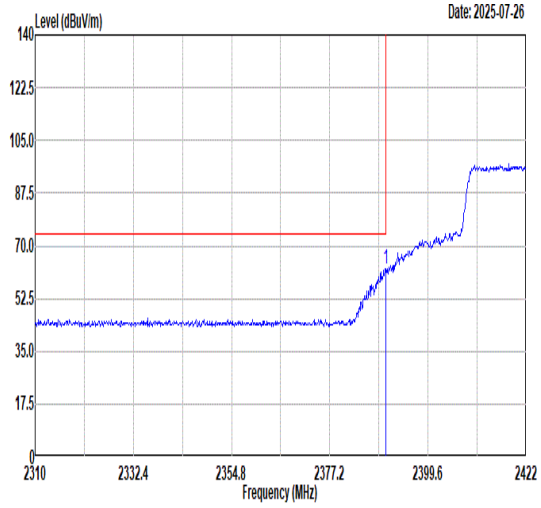 Freq Level Limit Line Margin (dB) Read Level Ant Factor Cable Loss Preamp Factor APos TPos Remark 1 2389.97 62.35 74.00 -11.65 57.34 30.78 6.87 32.64 200 62 PEAK	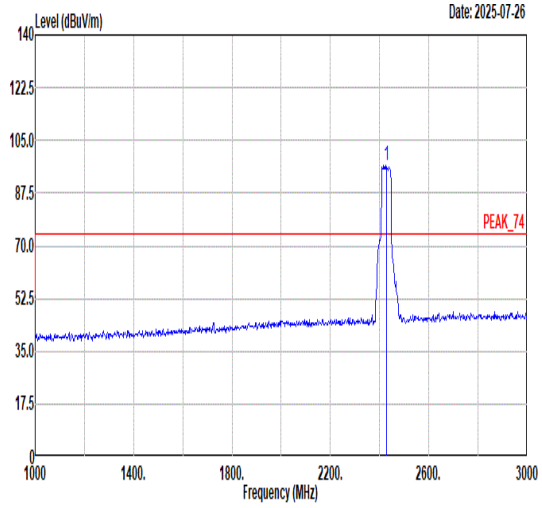 Freq Level Limit Line Margin (dB) Read Level Ant Factor Cable Loss Preamp Factor APos TPos Remark 1 2427.00 96.70 ------ ------ 91.64 30.78 6.91 32.63 200 62 PEAK
Avg	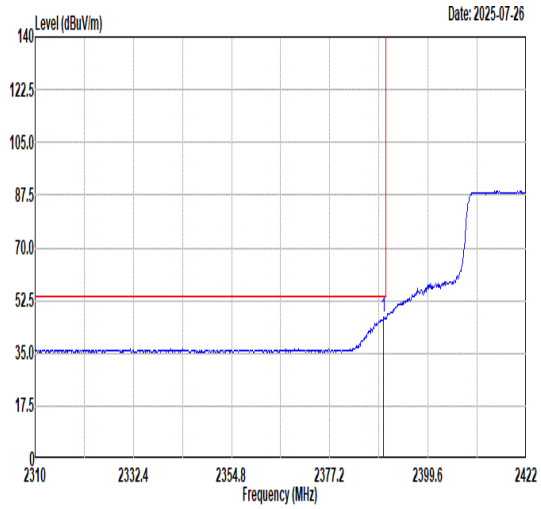 Freq Level Limit Line Margin (dB) Read Level Ant Factor Cable Loss Preamp Factor APos TPos Remark 1 2389.52 47.04 54.00 -6.96 42.03 30.78 6.87 32.64 200 62 AVERAGE	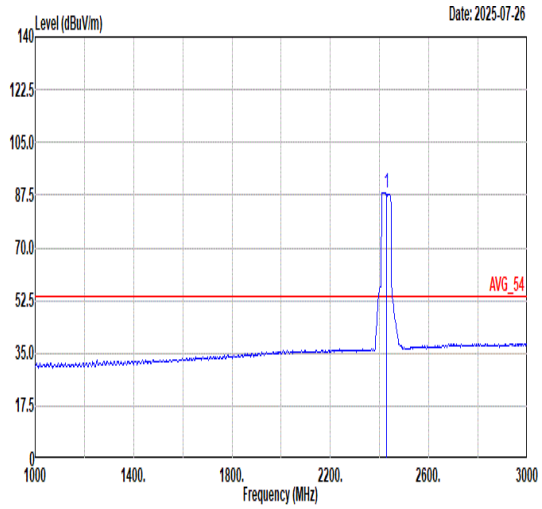 Freq Level Limit Line Margin (dB) Read Level Ant Factor Cable Loss Preamp Factor APos TPos Remark 1 2427.00 88.41 ------ ------ 83.36 30.78 6.90 32.63 200 62 AVERAGE

Mode	20	
	Band Edge - R	
	2400-2483.5_802.11n HT40_CH04_2427MHz	
ANT	22	
Pol.	Vertical	Fundamental
Peak	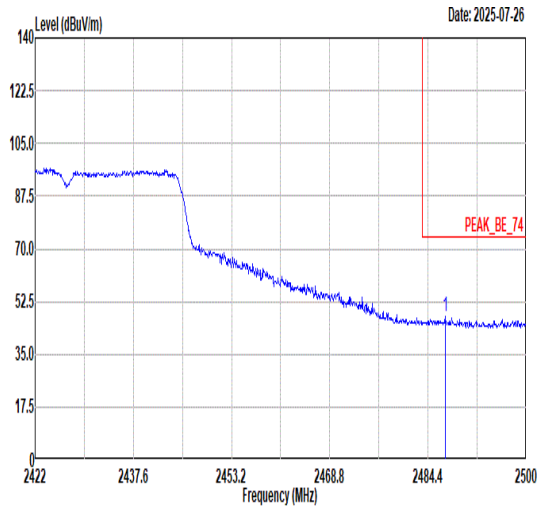 Freq Level Limit Line Margin (dB) Read Level Ant Factor Cable Loss Preamp Factor APos TPos Remark MHz dBuV/m dBuV/m dBuV dB/m dB dB cm deg 1 2487.21 47.48 74.00 -26.52 42.31 30.80 6.98 32.61 200 62 PEAK	Blank
Avg	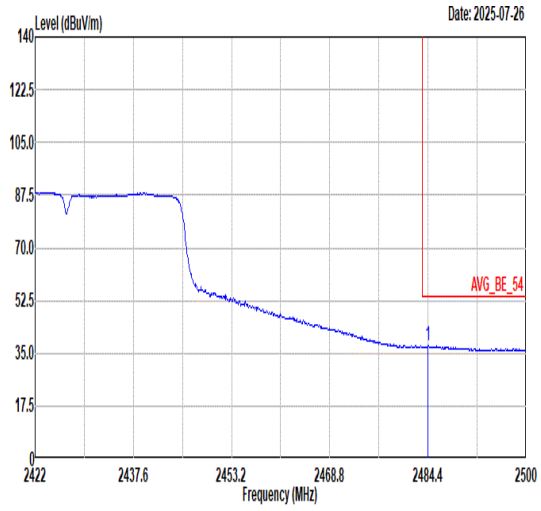 Freq Level Limit Line Margin (dB) Read Level Ant Factor Cable Loss Preamp Factor APos TPos Remark MHz dBuV/m dBuV/m dBuV dB/m dB dB cm deg 1 2484.40 37.47 54.00 -16.53 32.30 30.80 6.98 32.61 200 62 AVERAGE	Blank

Co-location

Mode	21	
	Band Edge - L	
	2400-2483.5_802.11n HT40_CH09_2452MHz+B13	
ANT	22	
Pol.	Horizontal	Fundamental
Peak	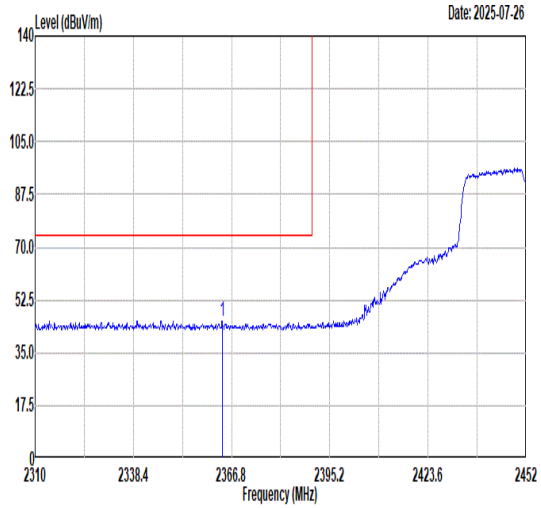 Freq Level Limit Line Margin (dB) Read Level Ant Factor Cable Loss Preamp Factor APos TPos Remark MHz dBuV/m dBuV/m dBuV dB/m dB dB cm deg 1 2364.10 45.54 74.00 -28.46 40.75 30.60 6.84 32.65 161 29 PEAK	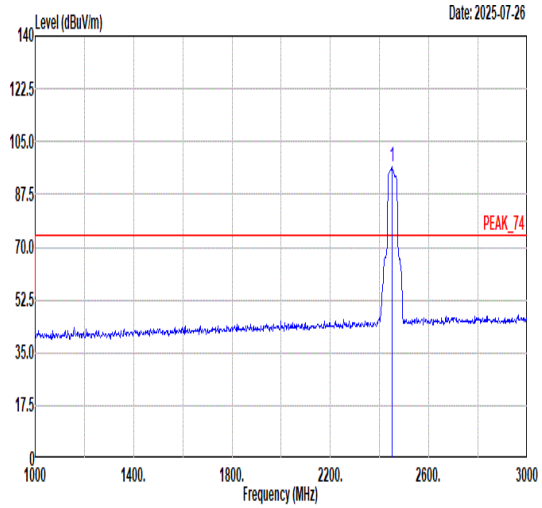 Freq Level Limit Line Margin (dB) Read Level Ant Factor Cable Loss Preamp Factor APos TPos Remark MHz dBuV/m dBuV/m dBuV dB/m dB dB cm deg 1 2452.00 96.83 ------ ------ 91.81 30.70 6.94 32.62 161 29 PEAK
Avg	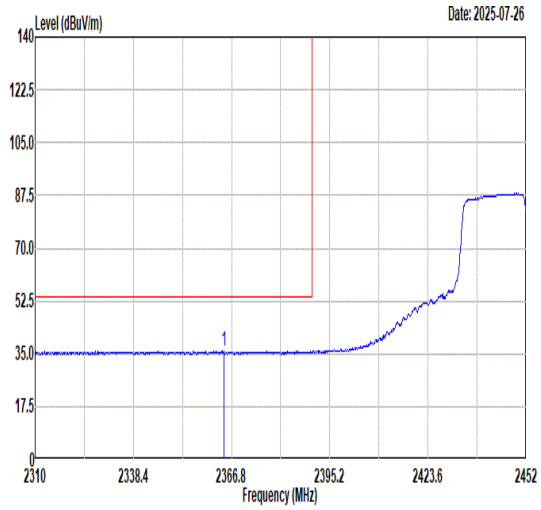 Freq Level Limit Line Margin (dB) Read Level Ant Factor Cable Loss Preamp Factor APos TPos Remark MHz dBuV/m dBuV/m dBuV dB/m dB dB cm deg 1 2364.53 35.86 54.00 -18.14 31.07 30.60 6.84 32.65 161 29 AVERAGE	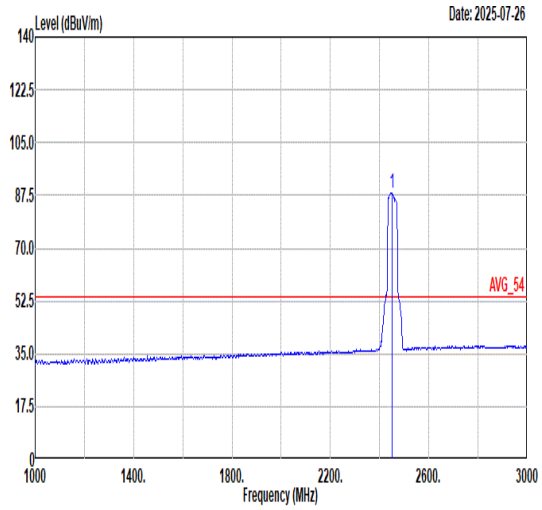 Freq Level Limit Line Margin (dB) Read Level Ant Factor Cable Loss Preamp Factor APos TPos Remark MHz dBuV/m dBuV/m dBuV dB/m dB dB cm deg 1 2452.00 88.28 ------ ------ 83.26 30.70 6.94 32.62 161 29 AVERAGE

Mode	21	
	Band Edge - R	
	2400-2483.5_802.11n HT40_CH09_2452MHz+B13	
ANT	22	
Pol.	Horizontal	Fundamental
Peak	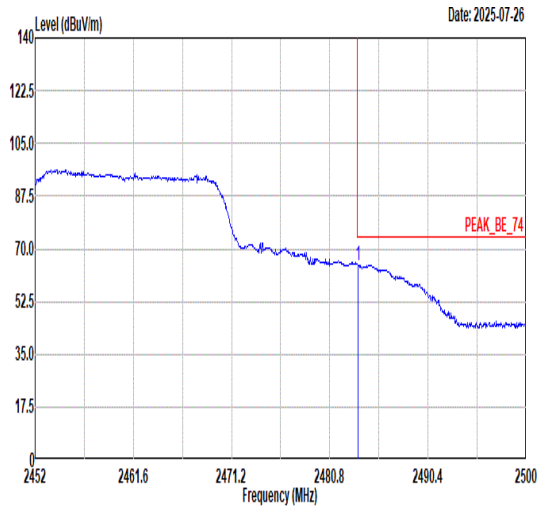 Freq Level Limit Line Margin (dB) Read Level Ant Factor Cable Loss Preamp Factor APos TPos Remark MHz dBuV/m dBuV/m dBuV dB/m dB dB cm deg 1 2483.58 64.60 74.00 -9.40 59.60 30.63 6.98 32.61 161 29 PEAK	Blank
Avg	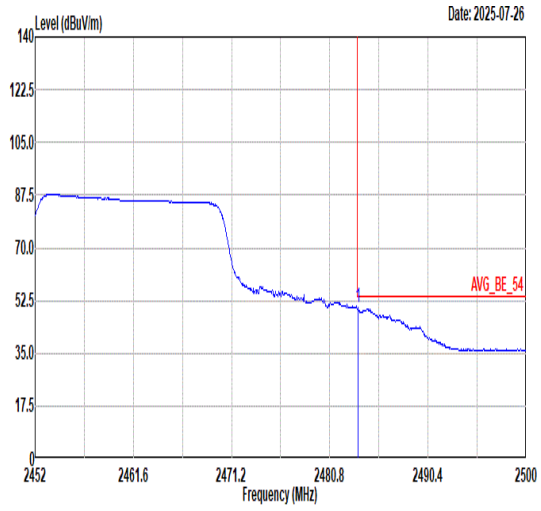 Freq Level Limit Line Margin (dB) Read Level Ant Factor Cable Loss Preamp Factor APos TPos Remark MHz dBuV/m dBuV/m dBuV dB/m dB dB cm deg 1 2483.54 49.99 54.00 -4.01 44.99 30.63 6.98 32.61 161 29 AVERAGE	Blank

Mode	21	
	Band Edge - L	
	2400-2483.5_802.11n HT40_CH09_2452MHz+B13	
ANT	22	
Pol.	Vertical	Fundamental
Peak	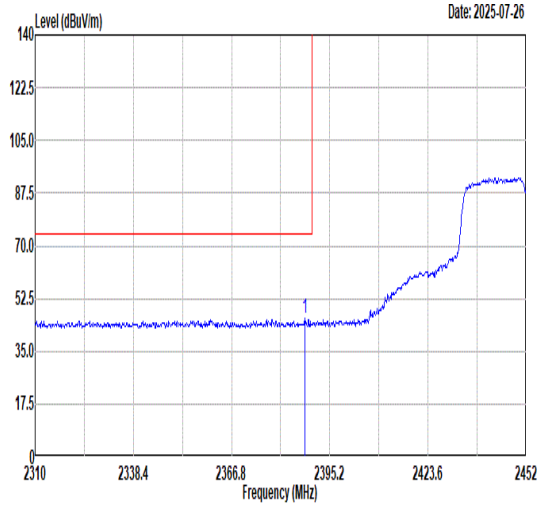 Freq Level Limit Line Margin (dB) Read Level Ant Factor Cable Loss Preamp Factor APos TPos Remark 1 2387.96 46.13 74.00 -27.87 41.31 30.60 6.86 32.64 223 123 PEAK	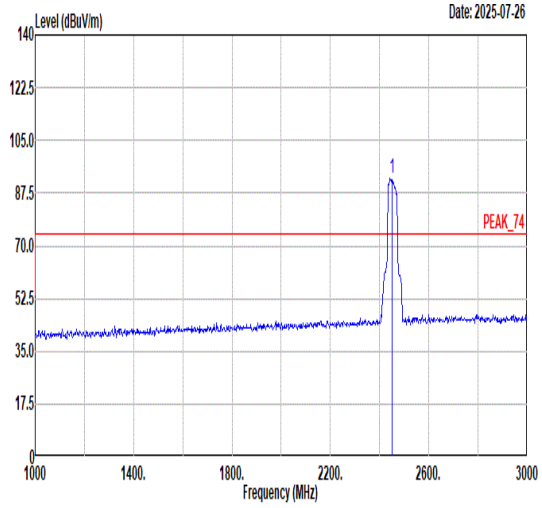 Freq Level Limit Line Margin (dB) Read Level Ant Factor Cable Loss Preamp Factor APos TPos Remark 1 2452.00 92.30 ------ ------ 87.31 30.68 6.93 32.62 223 123 PEAK
Avg	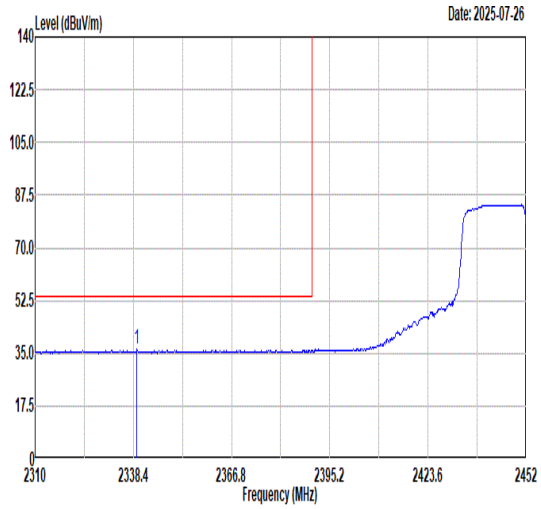 Freq Level Limit Line Margin (dB) Read Level Ant Factor Cable Loss Preamp Factor APos TPos Remark 1 2339.39 36.20 54.00 -17.80 31.45 30.60 6.81 32.66 223 123 AVERAGE	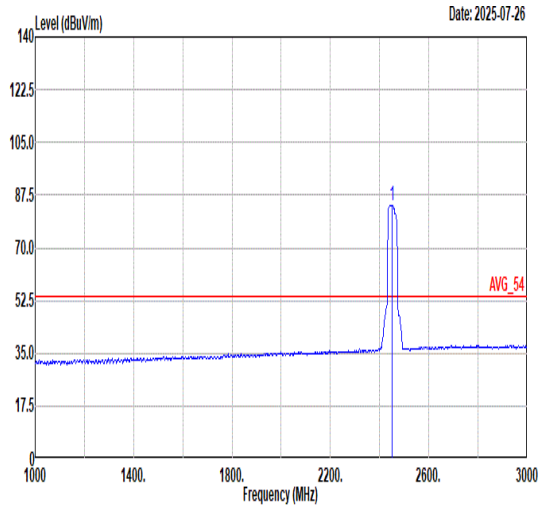 Freq Level Limit Line Margin (dB) Read Level Ant Factor Cable Loss Preamp Factor APos TPos Remark 1 2452.00 84.07 ------ ------ 79.06 30.70 6.93 32.62 223 123 AVERAGE

Mode	21	
	Band Edge - R	
	2400-2483.5_802.11n HT40_CH09_2452MHz+B13	
ANT	22	
Pol.	Vertical	Fundamental
Peak	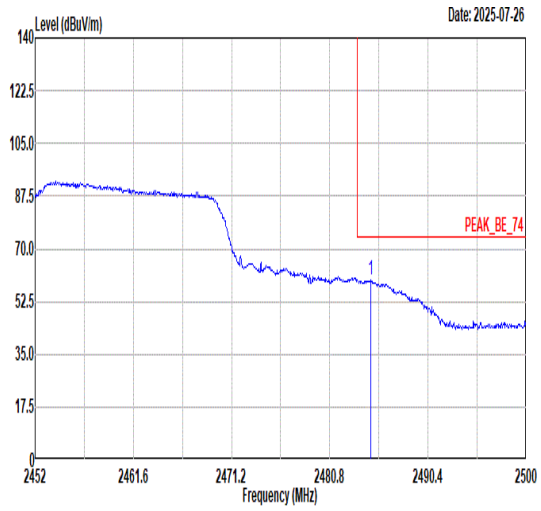 Freq Level Limit Line Margin (dB) Read Level Ant Factor Cable Loss Preamp Factor APos TPos Remark MHz dBuV/m dBuV/m dBuV dB/m dB dB cm deg 1 2484.83 59.63 74.00 -14.37 54.63 30.63 6.98 32.61 223 123 PEAK	Blank
Avg	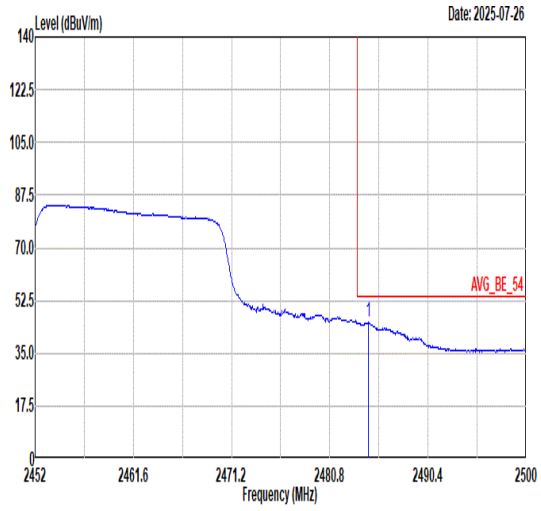 Freq Level Limit Line Margin (dB) Read Level Ant Factor Cable Loss Preamp Factor APos TPos Remark MHz dBuV/m dBuV/m dBuV dB/m dB dB cm deg 1 2484.54 45.33 54.00 -8.67 40.33 30.63 6.98 32.61 223 123 AVERAGE	Blank

Mode	21	
	Harmonic	
	2400-2483.5_802.11n HT40_CH09_2452MHz+B13	
ANT	22	
Pol.	Horizontal	Vertical
Peak Avg	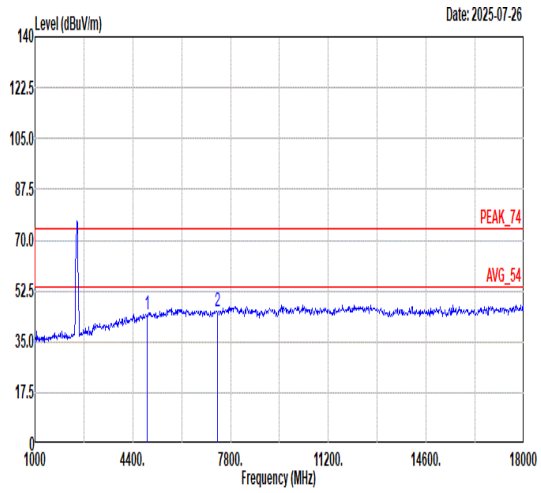 Freq Level Limit Line Margin Read Level Ant Factor Cable Loss Preamp Factor APos TPos Remark MHz dBuV/m dBuV/m dB dBuV dB/m dB dB cm deg 1 4904.00 44.54 74.00 -29.46 51.45 35.42 10.31 52.64 --- --- Peak 2 7356.00 45.23 74.00 -28.77 48.97 36.51 11.99 52.24 --- --- Peak	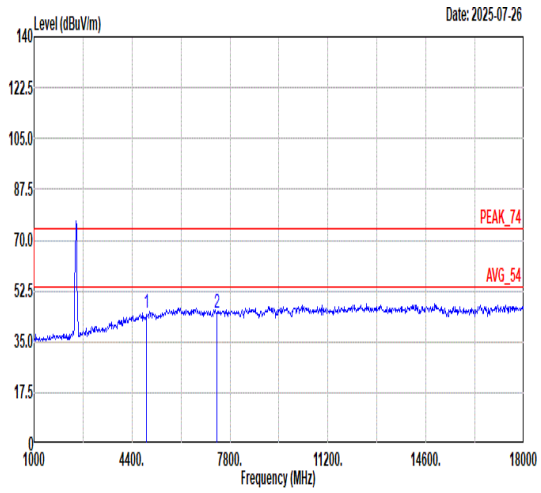 Freq Level Limit Line Margin Read Level Ant Factor Cable Loss Preamp Factor APos TPos Remark MHz dBuV/m dBuV/m dB dBuV dB/m dB dB cm deg 1 4904.00 44.96 74.00 -29.04 51.87 35.42 10.31 52.64 --- --- Peak 2 7356.00 45.12 74.00 -28.88 48.86 36.51 11.99 52.24 --- --- Peak

Note: For the frequency point over limit line is fundamental signal, which can be ignored.

Appendix D. Duty Cycle Plots

Band	Duty Cycle(%)	T(ms)	1/T(kHz)	VBW Setting
802.11b	98.24	-	-	10Hz
802.11g	90.26	1.39	0.719	1kHz
802.11n HT20	87.97	1.17	0.855	1kHz
802.11n HT40	78.08	0.57	1.754	3kHz

802.11b

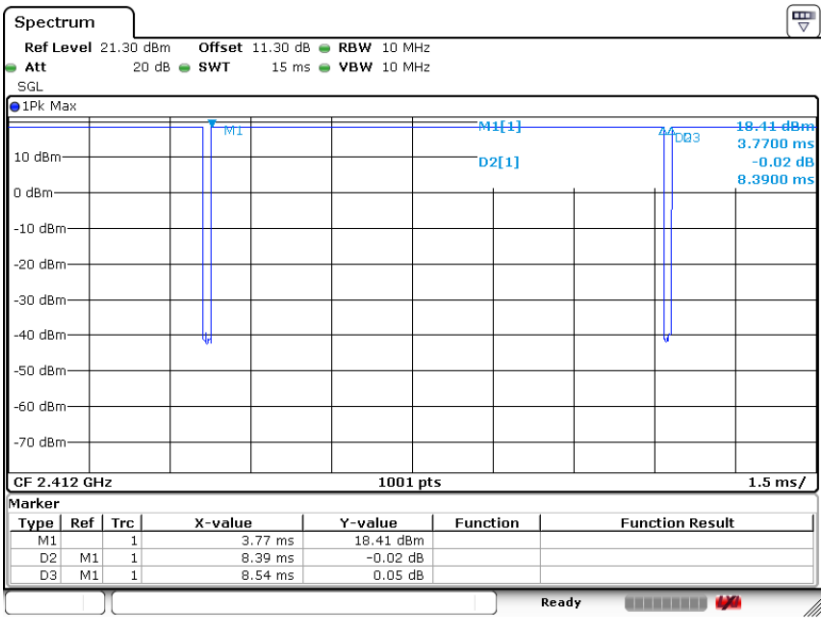

802.11g

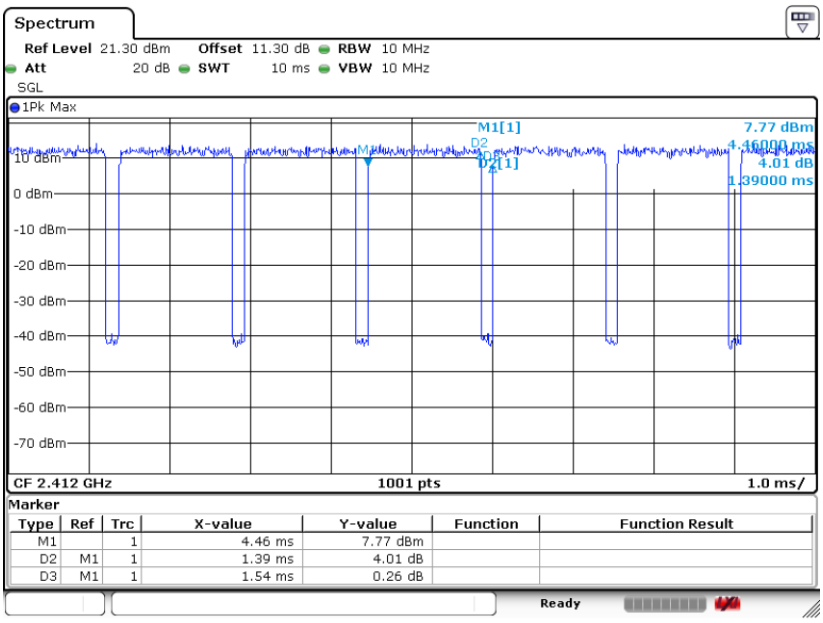

802.11n HT20

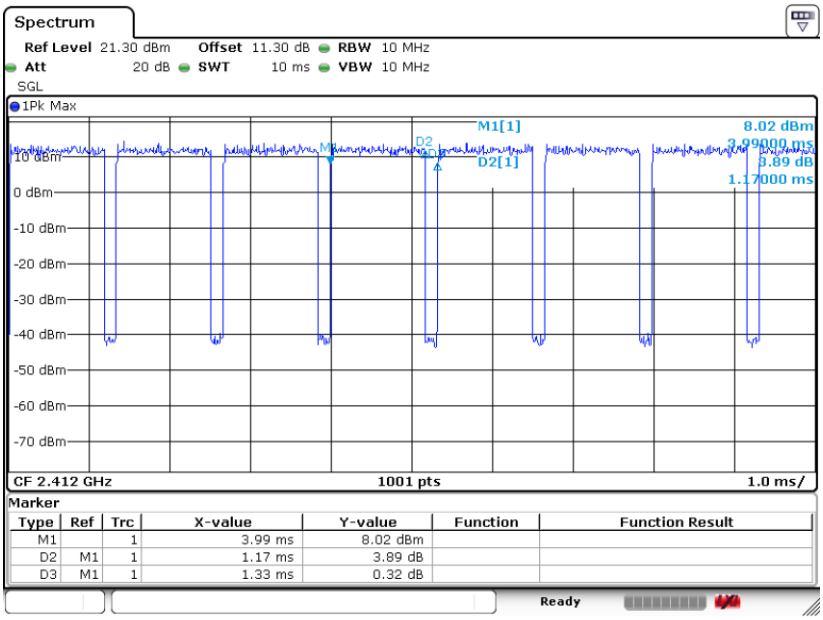

802.11n HT40

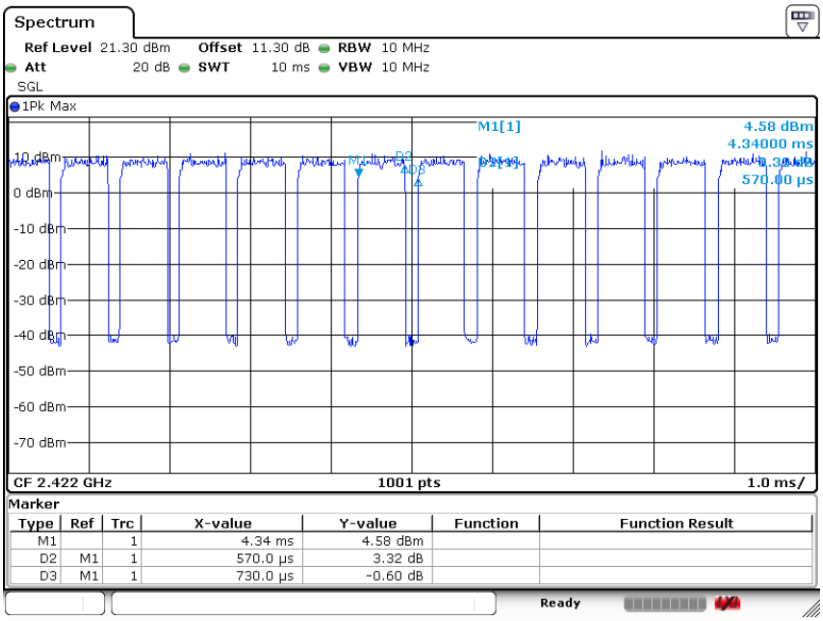
Spectrum
Ref Level 21.30 dBm Offset 11.30 dB RBW 10 MHz
Att 20 dB SWT 10 ms VBW 10 MHz
SGL
1Pk Max
M1[1] 4.58 dBm
4.34000 ms
570.00 µs
10 dBm
0 dBm
-10 dBm
-20 dBm
-30 dBm
-40 dBm
-50 dBm
-60 dBm
-70 dBm
CF 2.422 GHz
1001 pts
1.0 ms/
Marker
Type Ref Trc X-value Y-value Function Function Result
M1 1 4.34 ms 4.58 dBm
D2 M1 1 570.0 µs 3.32 dB
D3 M1 1 730.0 µs -0.60 dB
Ready