Mode	26	
	Band Edge - L	
	U-NII-2A_5.25-5.35_802.11ac VHT80_CH58_5290MHz	
ANT	22	
Pol.	Horizontal	Fundamental
Peak	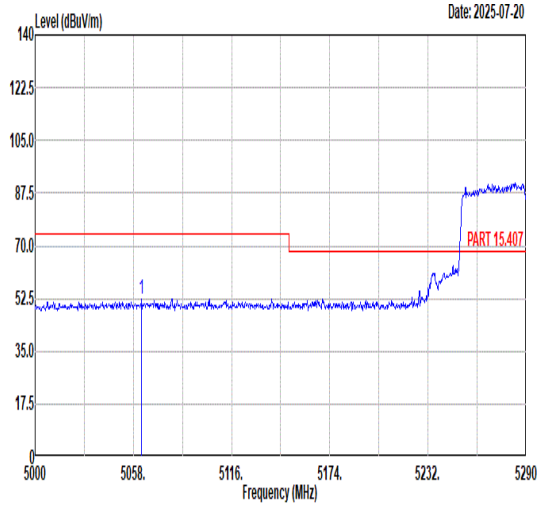 Freq Level Limit Line Margin (dB) Read Level Ant Factor Cable Loss Preamp Factor APos TPos Remark MHz dBuV/m dBuV/m dBuV dB/m dB dB cm deg 1 5062.93 52.40 74.00 -21.60 38.68 35.80 10.53 32.61 338 39 PEAK	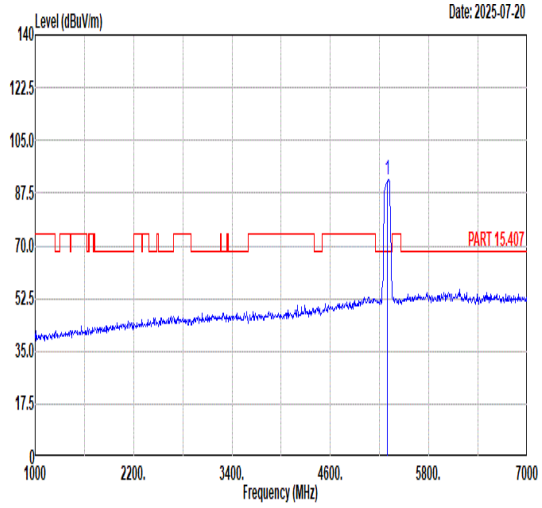 Freq Level Limit Line Margin (dB) Read Level Ant Factor Cable Loss Preamp Factor APos TPos Remark MHz dBuV/m dBuV/m dBuV dB/m dB dB cm deg 1 5290.00 92.08 ------ ------ 78.33 35.81 10.60 32.66 338 39 PEAK
Avg	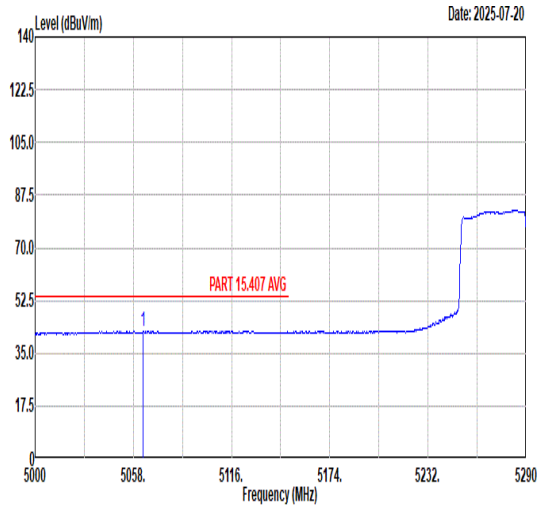 Freq Level Limit Line Margin (dB) Read Level Ant Factor Cable Loss Preamp Factor APos TPos Remark MHz dBuV/m dBuV/m dBuV dB/m dB dB cm deg 1 5063.80 42.35 54.00 -11.65 28.63 35.80 10.53 32.61 338 39 AVERAGE	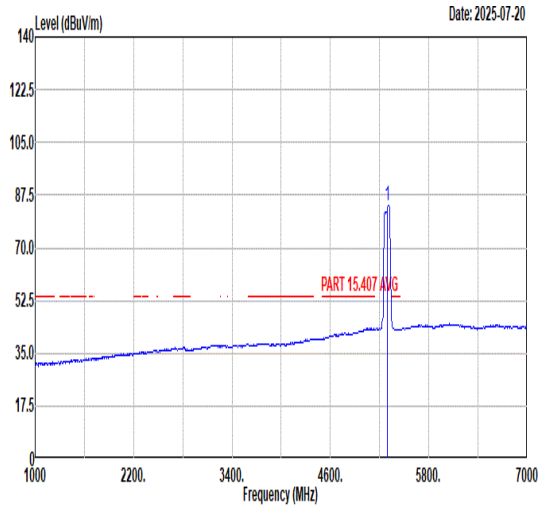 Freq Level Limit Line Margin (dB) Read Level Ant Factor Cable Loss Preamp Factor APos TPos Remark MHz dBuV/m dBuV/m dBuV dB/m dB dB cm deg 1 5290.00 83.81 ------ ------ 70.00 35.88 10.59 32.66 338 39 AVERAGE

Mode	26	
	Band Edge - R	
	U-NII-2A_5.25-5.35_802.11ac VHT80_CH58_5290MHz	
ANT	22	
Pol.	Horizontal	Fundamental
Peak	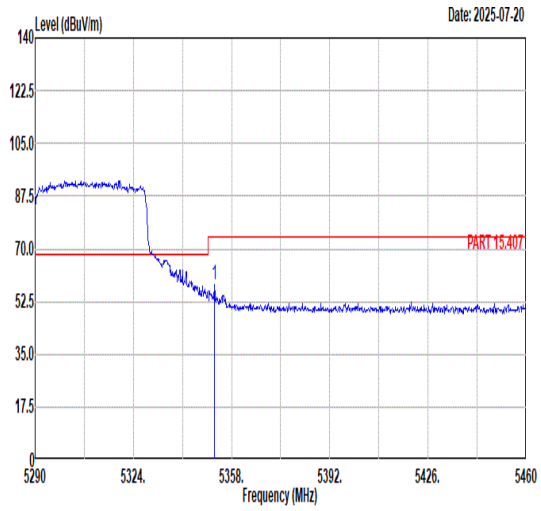 Freq Level Limit Line Margin (dB) Read Level Ant Factor Cable Loss Preamp Factor APos TPos Remark MHz dBuV/m dBuV/m dBuV dB/m dB dB cm deg 1 5352.05 58.17 74.00 -15.83 44.19 36.10 10.55 32.67 338 39 PEAK	Blank
Avg	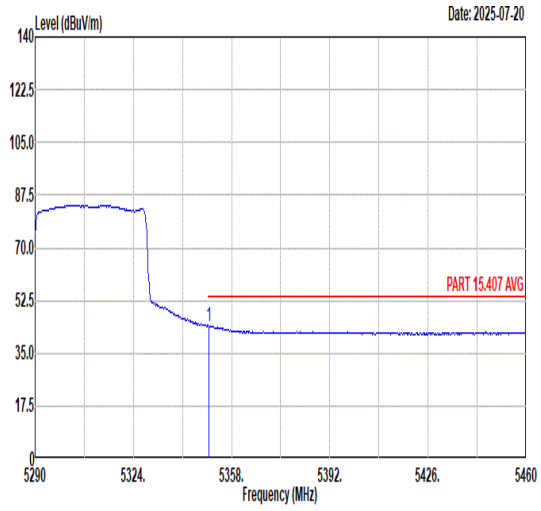 Freq Level Limit Line Margin (dB) Read Level Ant Factor Cable Loss Preamp Factor APos TPos Remark MHz dBuV/m dBuV/m dBuV dB/m dB dB cm deg 1 5350.18 43.93 54.00 -10.07 29.95 36.10 10.55 32.67 338 39 AVERAGE	Blank

Mode	26	
	Band Edge - L	
	U-NII-2A_5.25-5.35_802.11ac VHT80_CH58_5290MHz	
ANT	22	
Pol.	Vertical	Fundamental
Peak	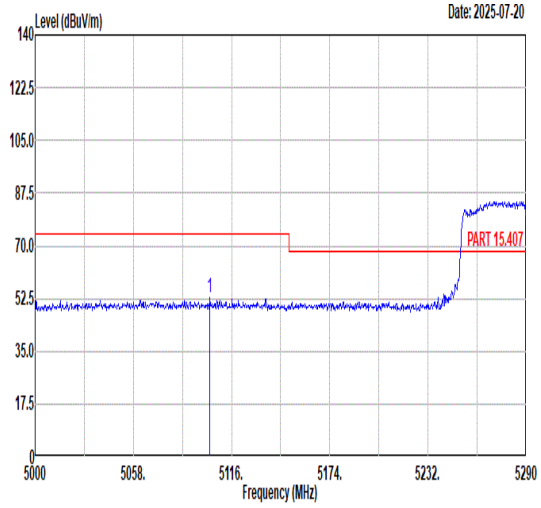 Freq Level Limit Line Margin (dB) Read Level Ant Factor Cable Loss Preamp Factor APos TPos Remark MHz dBuV/m dBuV/m dBuV dB/m dB dB cm deg 1 5103.24 52.97 74.00 -21.03 39.19 35.79 10.61 32.62 391 351 PEAK	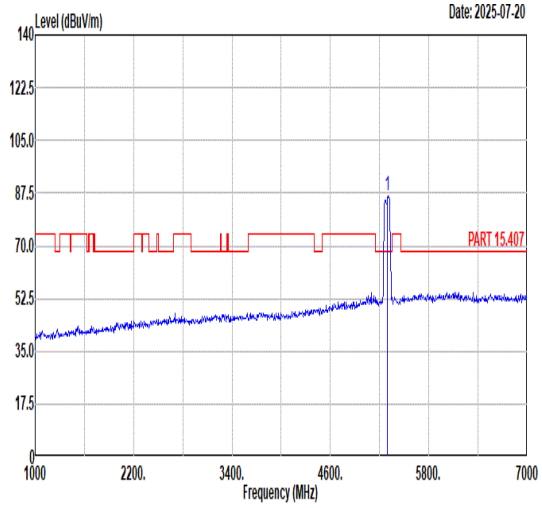 Freq Level Limit Line Margin (dB) Read Level Ant Factor Cable Loss Preamp Factor APos TPos Remark MHz dBuV/m dBuV/m dBuV dB/m dB dB cm deg 1 5290.00 86.79 ------ ------ 73.04 35.81 10.60 32.66 391 351 PEAK
Avg	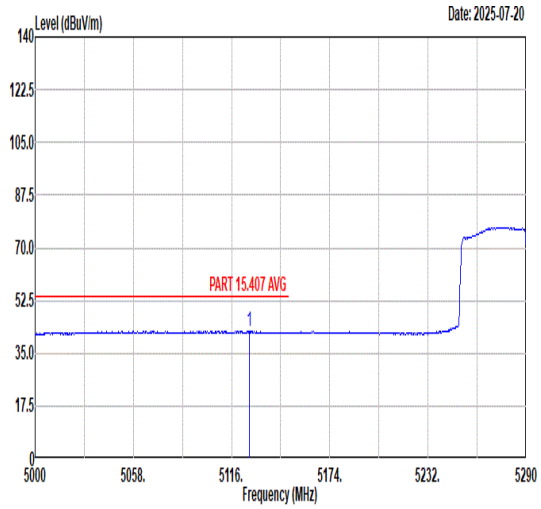 Freq Level Limit Line Margin (dB) Read Level Ant Factor Cable Loss Preamp Factor APos TPos Remark MHz dBuV/m dBuV/m dBuV dB/m dB dB cm deg 1 5126.44 42.34 54.00 -11.66 28.66 35.75 10.56 32.63 391 351 AVERAGE	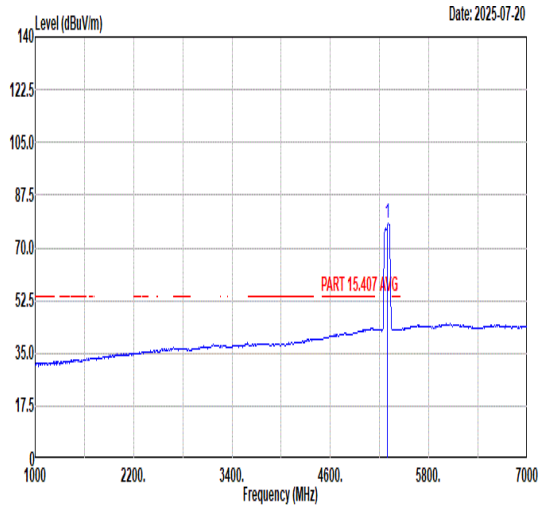 Freq Level Limit Line Margin (dB) Read Level Ant Factor Cable Loss Preamp Factor APos TPos Remark MHz dBuV/m dBuV/m dBuV dB/m dB dB cm deg 1 5290.00 78.21 ------ ------ 64.46 35.81 10.60 32.66 391 351 AVERAGE

Mode	26	
	Band Edge - R	
	U-NII-2A_5.25-5.35_802.11ac VHT80_CH58_5290MHz	
ANT	22	
Pol.	Vertical	Fundamental
Peak	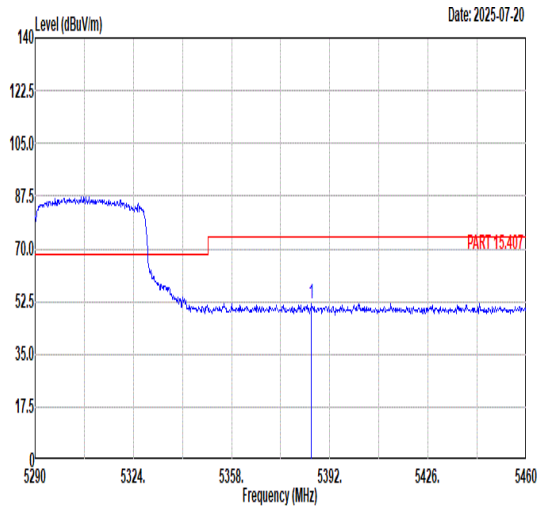 Freq Level Limit Line Margin (dB) Read Level Ant Factor Cable Loss Preamp Factor APos TPos Remark MHz dBuV/m dBuV/m dBuV dB/m dB dB cm deg 1 5385.71 51.91 74.00 -22.09 38.04 36.03 10.52 32.68 391 351 PEAK	Blank
Avg	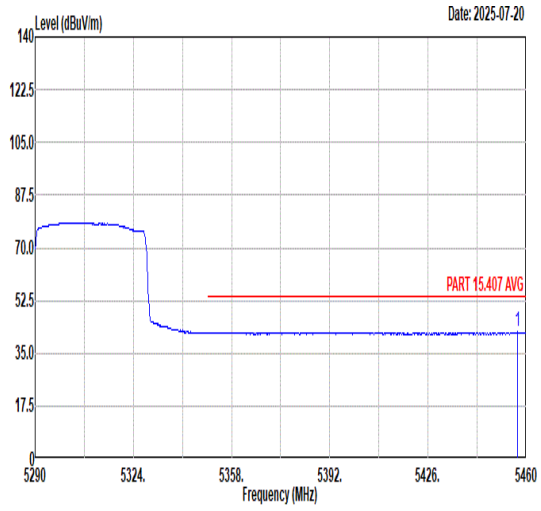 Freq Level Limit Line Margin (dB) Read Level Ant Factor Cable Loss Preamp Factor APos TPos Remark MHz dBuV/m dBuV/m dBuV dB/m dB dB cm deg 1 5456.94 42.04 54.00 -11.96 28.26 35.93 10.54 32.69 391 351 AVERAGE	Blank

Mode	27	
	Band Edge - L	
	U-NII-2C_5.47-5.725_802.11ac VHT80_CH106_5530MHz	
ANT	22	
Pol.	Horizontal	Fundamental
Peak	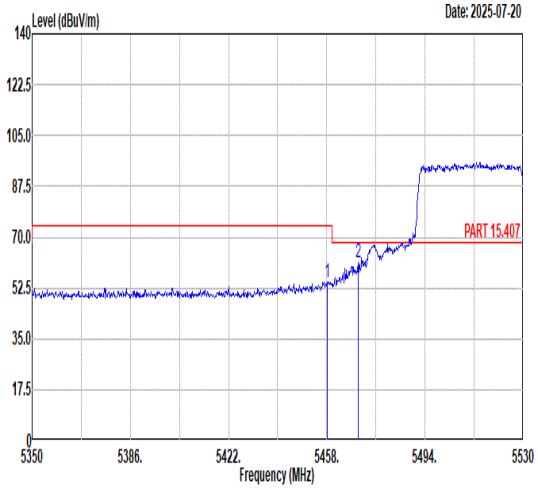 Freq Level Limit Line Margin (dB) Read Level Ant Factor Cable Loss Preamp Factor APos TPos Remark MHz dBuV/m dBuV/m dBuV dB/m dB dB cm deg 1 5458.18 54.66 74.00 -19.34 40.88 35.93 10.54 32.69 100 50 PEAK 2 5469.52 61.06 68.30 -7.24 47.22 35.98 10.55 32.69 100 50 PEAK	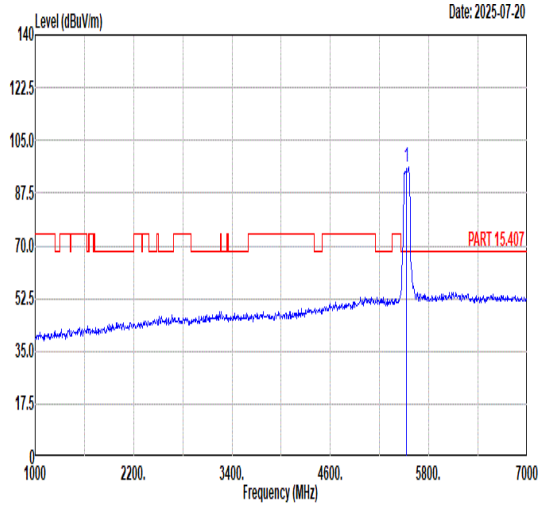 Freq Level Limit Line Margin (dB) Read Level Ant Factor Cable Loss Preamp Factor APos TPos Remark MHz dBuV/m dBuV/m dBuV dB/m dB dB cm deg 1 5530.00 95.94 ------ ------ 81.79 36.22 10.65 32.72 100 50 PEAK
Avg	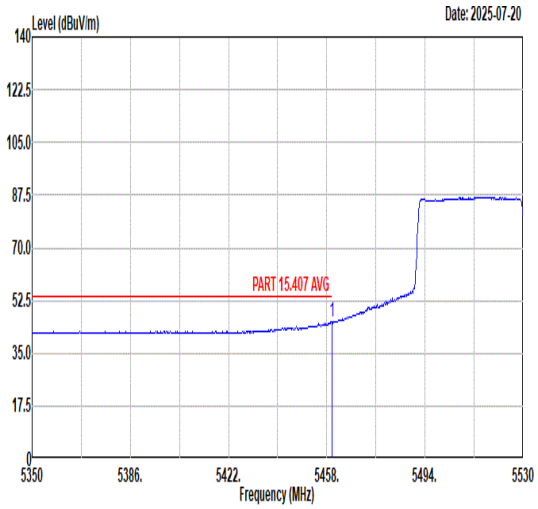 Freq Level Limit Line Margin (dB) Read Level Ant Factor Cable Loss Preamp Factor APos TPos Remark MHz dBuV/m dBuV/m dBuV dB/m dB dB cm deg 1 5459.98 45.22 54.00 -8.78 31.43 35.94 10.54 32.69 100 50 AVERAGE	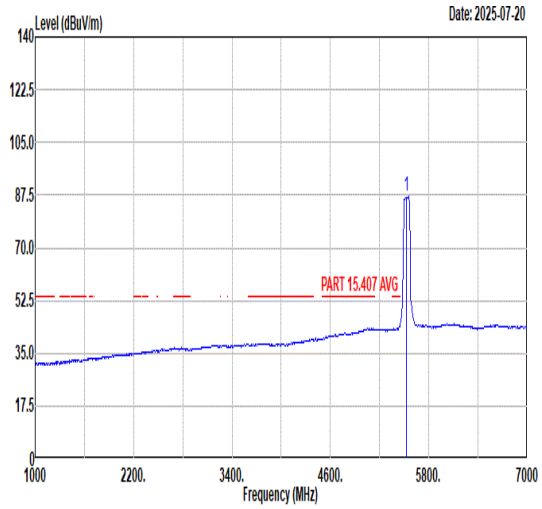 Freq Level Limit Line Margin (dB) Read Level Ant Factor Cable Loss Preamp Factor APos TPos Remark MHz dBuV/m dBuV/m dBuV dB/m dB dB cm deg 1 5530.00 87.03 ------ ------ 72.90 36.21 10.64 32.72 100 50 AVERAGE

Mode	27	
	Band Edge - R	
	U-NII-2C_5.47-5.725_802.11ac VHT80_CH106_5530MHz	
ANT	22	
Pol.	Horizontal	Fundamental
Peak	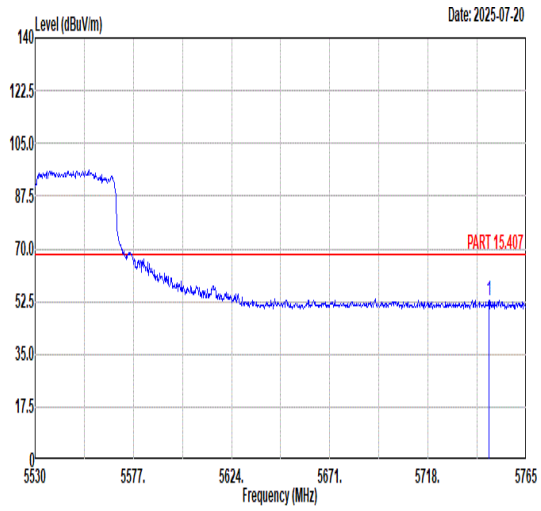 Freq Level Limit Line Margin (dB) Read Level Ant Factor Cable Loss Preamp Factor APos TPos Remark MHz dBuV/m dBuV/m dBuV dB/m dB dB cm deg 1 5747.14 52.72 68.30 -15.58 37.97 36.69 10.86 32.80 100 50 PEAK	Blank

Mode	27
	Band Edge - L
	U-NII-2C_5.47-5.725_802.11ac VHT80_CH106_5530MHz
ANT	22

Pol.	Vertical	Fundamental
Peak	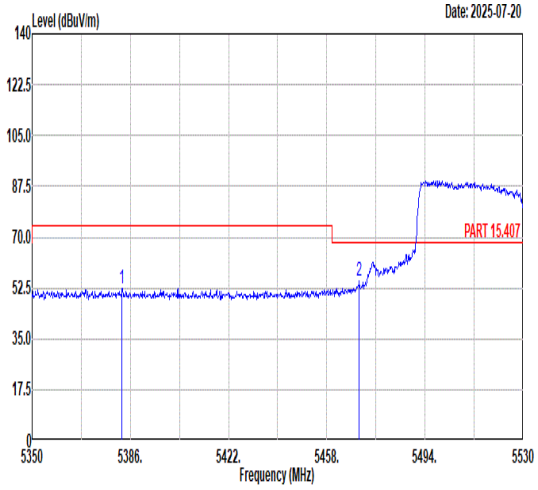 Freq Level Limit Line Margin (dB) Read Level Ant Factor Cable Loss Preamp Factor APos TPos Remark 1 5382.94 52.18 74.00 -21.82 38.31 36.03 10.52 32.68 381 348 PEAK 2 5469.88 55.09 68.30 -13.21 41.25 35.98 10.55 32.69 381 348 PEAK	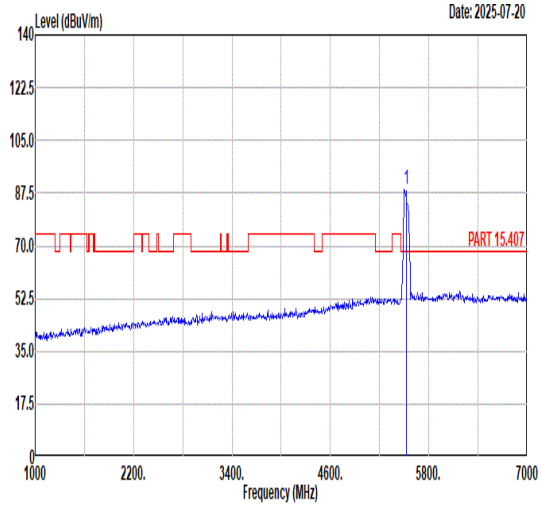 Freq Level Limit Line Margin (dB) Read Level Ant Factor Cable Loss Preamp Factor APos TPos Remark 1 5530.00 88.86 ------ ------ 74.88 36.10 10.58 32.70 381 348 PEAK
Avg	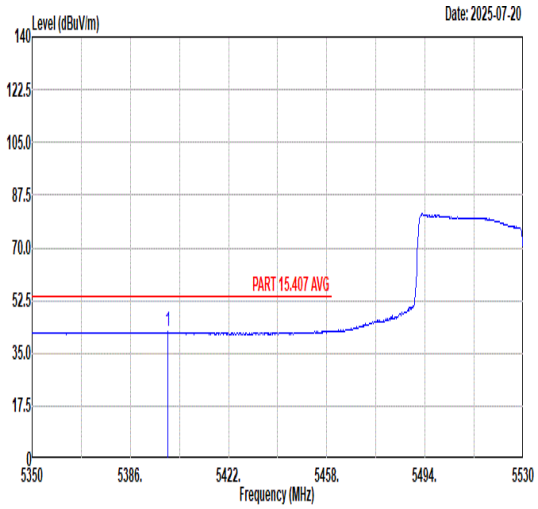 Freq Level Limit Line Margin (dB) Read Level Ant Factor Cable Loss Preamp Factor APos TPos Remark 1 5399.86 42.30 54.00 -11.70 28.48 36.00 10.50 32.68 381 348 AVERAGE	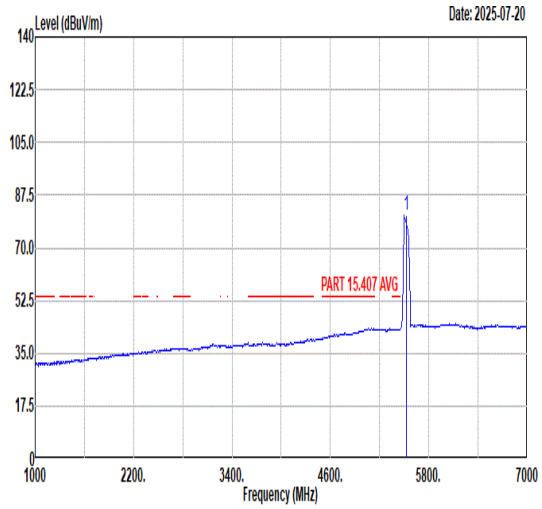 Freq Level Limit Line Margin (dB) Read Level Ant Factor Cable Loss Preamp Factor APos TPos Remark 1 5530.00 80.72 ------ ------ 66.77 36.08 10.57 32.70 381 348 AVERAGE

Mode	27	
	Band Edge - R	
	U-NII-2C_5.47-5.725_802.11ac VHT80_CH106_5530MHz	
ANT	22	
Pol.	Vertical	Fundamental
Peak	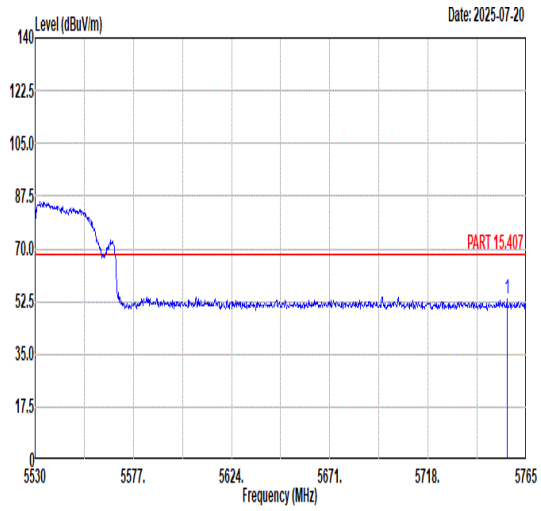 Freq Level Limit Line Margin (dB) Read Level Ant Factor Cable Loss Preamp Factor APos TPos Remark MHz dBuV/m dBuV/m dBuV dB/m dB dB cm deg 1 5755.84 53.17 68.30 -15.13 38.43 36.69 10.85 32.80 381 348 PEAK	Blank

Mode	28	
	Band Edge - L	
	U-NII-2C_5.47-5.725_802.11ac VHT80_CH122_5610MHz	
ANT	22	
Pol.	Horizontal	Fundamental
Peak	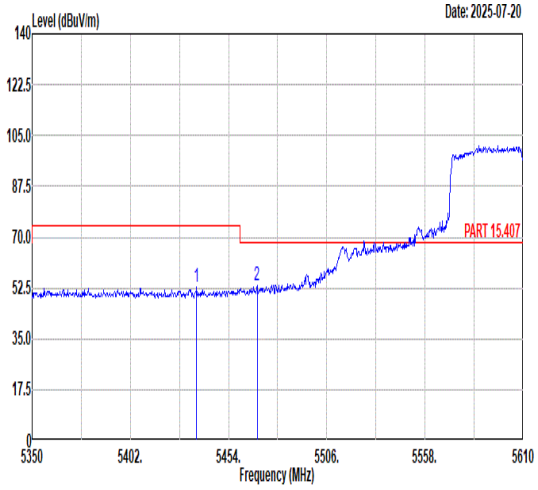 Freq Level Limit Line Margin (dB) Read Level Ant Factor Cable Loss Preamp Factor APos TPos Remark MHz dBuV/m dBuV/m dBuV dB/m dB dB cm deg 1 5437.10 53.06 74.00 -20.94 39.29 35.93 10.53 32.69 100 62 PEAK 2 5469.08 53.30 68.30 -15.00 39.46 35.98 10.55 32.69 100 62 PEAK	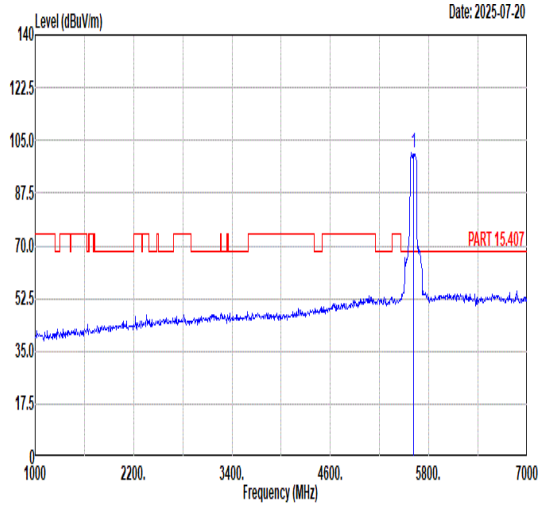 Freq Level Limit Line Margin (dB) Read Level Ant Factor Cable Loss Preamp Factor APos TPos Remark MHz dBuV/m dBuV/m dBuV dB/m dB dB cm deg 1 5610.00 100.87 ------ ------ 86.65 36.27 10.68 32.73 100 62 PEAK
Avg	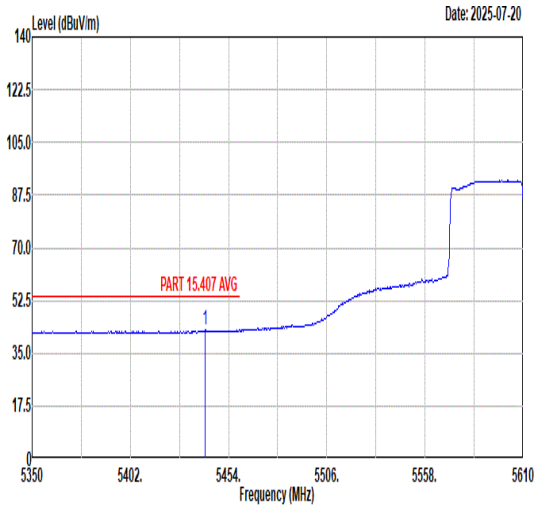 Freq Level Limit Line Margin (dB) Read Level Ant Factor Cable Loss Preamp Factor APos TPos Remark MHz dBuV/m dBuV/m dBuV dB/m dB dB cm deg 1 5441.52 42.77 54.00 -11.23 29.01 35.92 10.53 32.69 100 62 AVERAGE	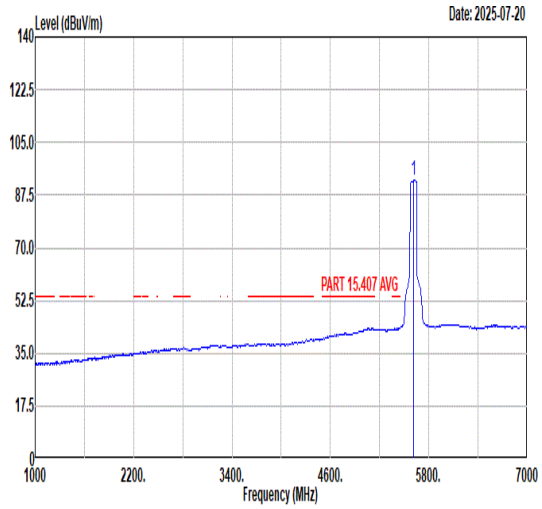 Freq Level Limit Line Margin (dB) Read Level Ant Factor Cable Loss Preamp Factor APos TPos Remark MHz dBuV/m dBuV/m dBuV dB/m dB dB cm deg 1 5610.00 92.67 ------ ------ 78.27 36.40 10.75 32.75 100 62 AVERAGE

Mode	28	
	Band Edge - R	
	U-NII-2C_5.47-5.725_802.11ac VHT80_CH122_5610MHz	
ANT	22	
Pol.	Horizontal	Fundamental
Peak	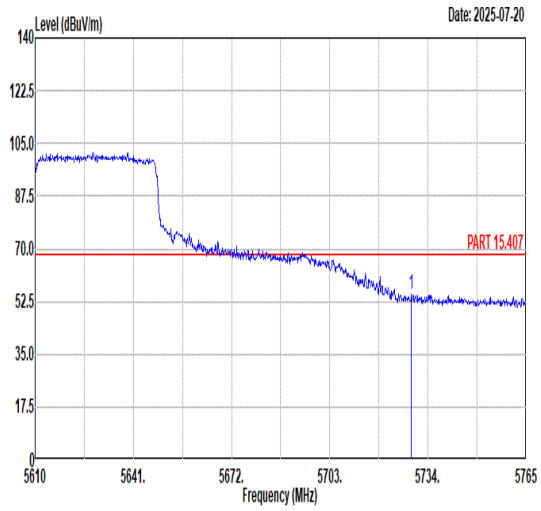 Freq Level Limit Line Margin (dB) Read Level Ant Factor Cable Loss Preamp Factor APos TPos Remark MHz dBuV/m dBuV/m dBuV dB/m dB dB cm deg 1 5728.73 54.69 68.30 -13.61 39.95 36.66 10.87 32.79 100 62 PEAK	Blank

Mode	28	
	Band Edge - L	
	U-NII-2C_5.47-5.725_802.11ac VHT80_CH122_5610MHz	
ANT	22	
Pol.	Vertical	Fundamental
Peak	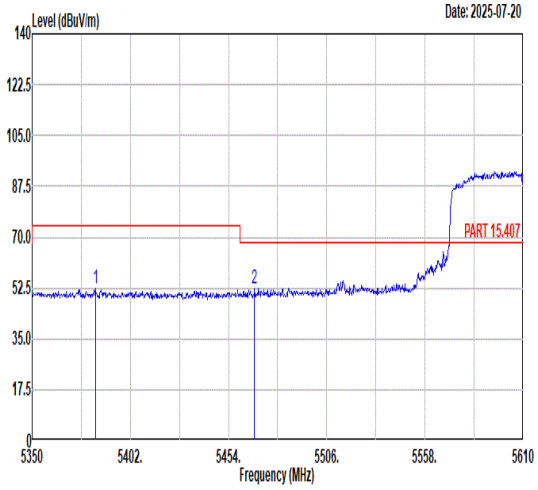 Freq Level Limit Line Margin (dB) Read Level Ant Factor Cable Loss Preamp Factor APos TPos Remark MHz dBuV/m dBuV/m dBuV dB/m dB dB cm deg 1 5383.54 52.29 74.00 -21.71 38.42 36.03 10.52 32.68 384 359 PEAK 2 5467.78 52.36 68.30 -15.94 38.53 35.97 10.55 32.69 384 359 PEAK	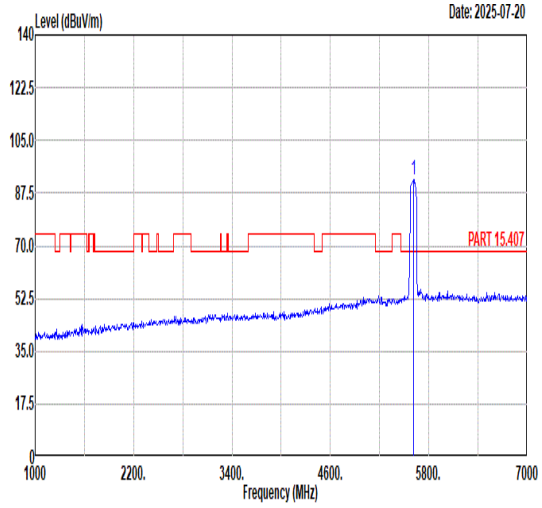 Freq Level Limit Line Margin (dB) Read Level Ant Factor Cable Loss Preamp Factor APos TPos Remark MHz dBuV/m dBuV/m dBuV dB/m dB dB cm deg 1 5610.00 92.04 ------ ------ 77.70 36.36 10.73 32.75 384 359 PEAK
Avg	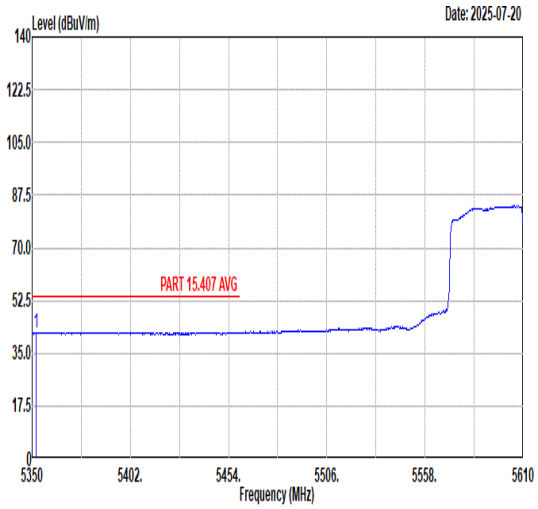 Freq Level Limit Line Margin (dB) Read Level Ant Factor Cable Loss Preamp Factor APos TPos Remark MHz dBuV/m dBuV/m dBuV dB/m dB dB cm deg 1 5352.08 41.98 54.00 -12.02 28.00 36.10 10.55 32.67 384 359 AVERAGE	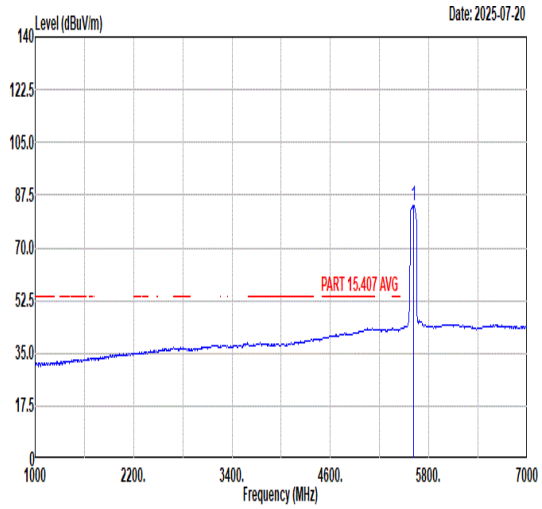 Freq Level Limit Line Margin (dB) Read Level Ant Factor Cable Loss Preamp Factor APos TPos Remark MHz dBuV/m dBuV/m dBuV dB/m dB dB cm deg 1 5610.00 83.78 ------ ------ 69.48 36.33 10.71 32.74 384 359 AVERAGE

Mode	28	
	Band Edge - R	
	U-NII-2C_5.47-5.725_802.11ac VHT80_CH122_5610MHz	
ANT	22	
Pol.	Vertical	Fundamental
Peak	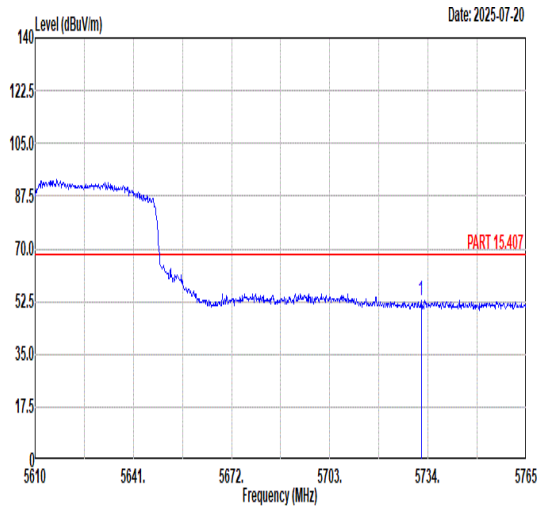 Freq Level Limit Line Margin (dB) Read Level Ant Factor Cable Loss Preamp Factor APos TPos Remark MHz dBuV/m dBuV/m dBuV dB/m dB dB cm deg 1 5731.83 53.04 68.30 -15.26 38.30 36.66 10.87 32.79 384 359 PEAK	Blank

Mode	29	
	Harmonic	
	U-NII-2C_5.47-5.85_802.11a_CH144_5720MHz	
ANT	22	
Pol.	Horizontal	Vertical
Peak Avg	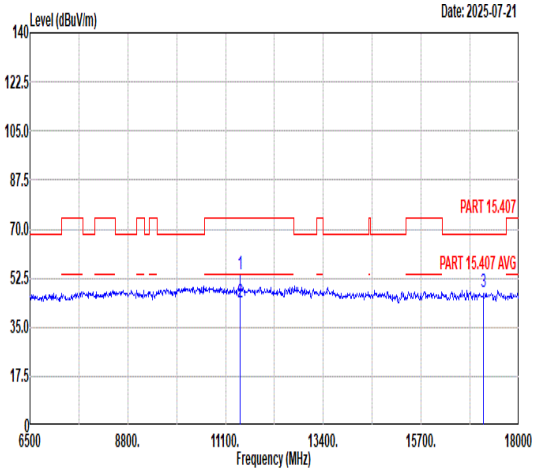 Freq Level Limit Line Margin Read Level Ant Factor Cable Loss Preamp Factor APos TPos Remark MHz dBuV/m dBuV/m dB dBuV dB/m dB dB cm deg 1 11440.00 53.98 74.00 -20.02 51.26 38.20 14.89 50.37 113 74 Peak 2 11440.00 44.05 54.00 -9.95 41.33 38.20 14.89 50.37 113 74 Average 3 17160.00 47.55 68.30 -20.75 39.42 42.94 18.04 52.85 --- --- Peak	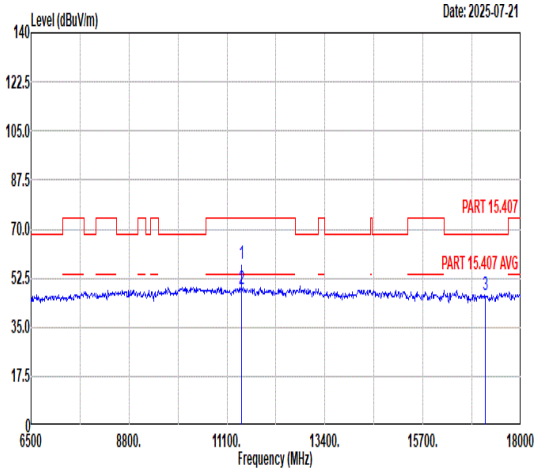 Freq Level Limit Line Margin Read Level Ant Factor Cable Loss Preamp Factor APos TPos Remark MHz dBuV/m dBuV/m dB dBuV dB/m dB dB cm deg 1 11440.00 57.58 74.00 -16.42 54.86 38.20 14.89 50.37 100 285 Peak 2 11440.00 48.87 54.00 -5.13 46.15 38.20 14.89 50.37 100 285 Average 3 17160.00 46.64 68.30 -21.66 38.51 42.94 18.04 52.85 --- --- Peak

Mode	30	
	Band Edge	
	U-NII-2C_5.47-5.85_802.11n HT20_CH144_5720MHz	
ANT	22	
Pol.	Horizontal	Fundamental
Peak	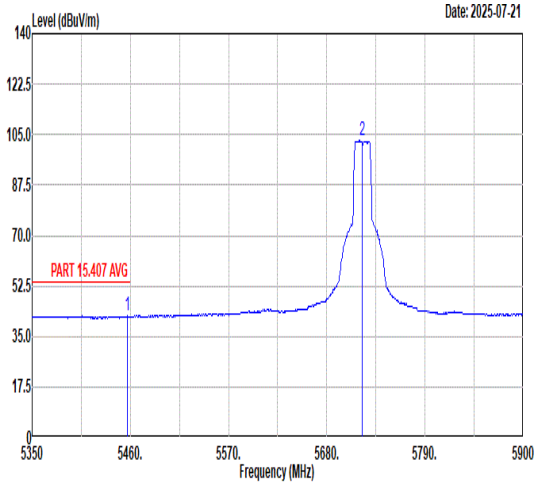 Freq Level Limit Line Margin Read Level Ant Factor Cable Loss Preamp Factor APos TPos Remark MHz dBuV/m dBuV/m dB dBuV dB/m dB dB cm deg 1 5456.70 42.13 54.00 -11.87 28.35 35.93 10.54 32.69 100 62 Peak 2 5720.00 102.78 68.30 34.48 88.05 36.64 10.88 32.79 100 62 Average	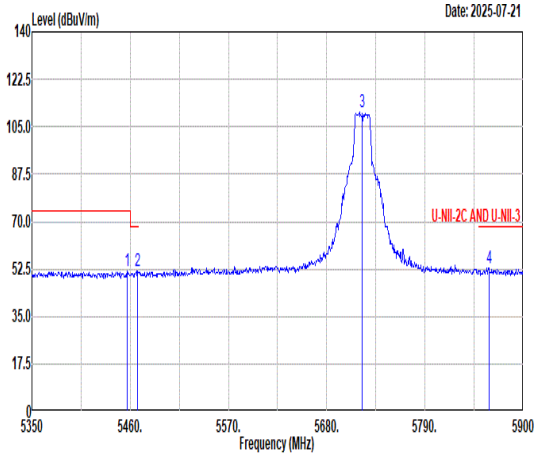 Freq Level Limit Line Margin Read Level Ant Factor Cable Loss Preamp Factor APos TPos Remark MHz dBuV/m dBuV/m dB dBuV dB/m dB dB cm deg 1 5456.70 51.55 74.00 -22.45 37.77 35.93 10.54 32.69 100 62 Peak 2 5468.25 51.77 68.30 -16.53 37.94 35.97 10.55 32.69 100 62 Peak 3 5720.00 110.22 68.30 41.92 95.49 36.64 10.88 32.79 100 62 Peak 4 5861.50 52.78 68.30 -15.52 38.27 36.52 10.83 32.84 100 62 Peak

Mode	30	
	Band Edge	
	U-NII-2C_5.47-5.85_802.11n HT20_CH144_5720MHz	
ANT	22	
Pol.	Vertical	Fundamental
Peak	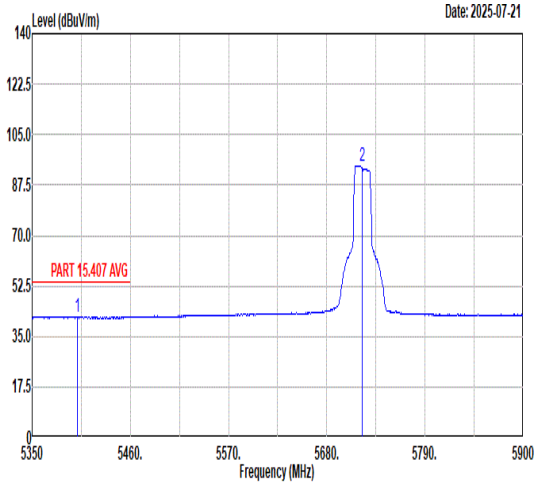 Freq Level Limit Line Margin Read Level Ant Factor Cable Loss Preamp Factor APos TPos Remark MHz dBuV/m dBuV/m dB dBuV dB/m dB dB cm deg 1 5400.60 41.84 54.00 -12.16 28.02 36.00 10.50 32.68 392 343 Peak 2 5720.00 94.27 ------ ------ 79.54 36.64 10.88 32.79 392 343 Average	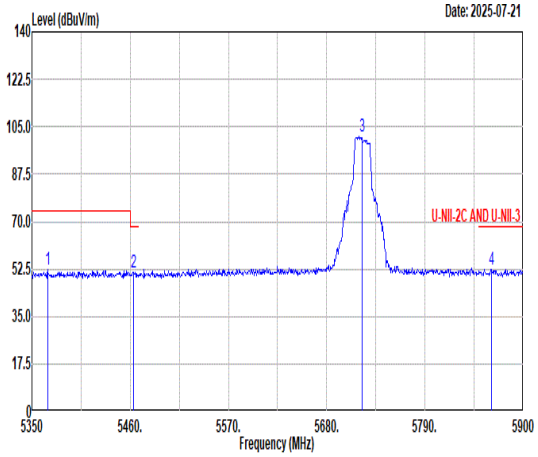 Freq Level Limit Line Margin Read Level Ant Factor Cable Loss Preamp Factor APos TPos Remark MHz dBuV/m dBuV/m dB dBuV dB/m dB dB cm deg 1 5367.60 52.17 74.00 -21.83 38.25 36.06 10.53 32.67 392 343 Peak 2 5463.85 51.28 68.30 -17.02 37.46 35.96 10.55 32.69 392 343 Peak 3 5720.00 101.58 ------ ------ 86.85 36.64 10.88 32.79 392 343 Peak 4 5864.25 52.50 68.30 -15.80 37.99 36.53 10.83 32.85 392 343 Peak

Mode	30	
	Harmonic	
	U-NII-2C_5.47-5.85_802.11n HT20_CH144_5720MHz	
ANT	22	
Pol.	Horizontal	Vertical
Peak Avg	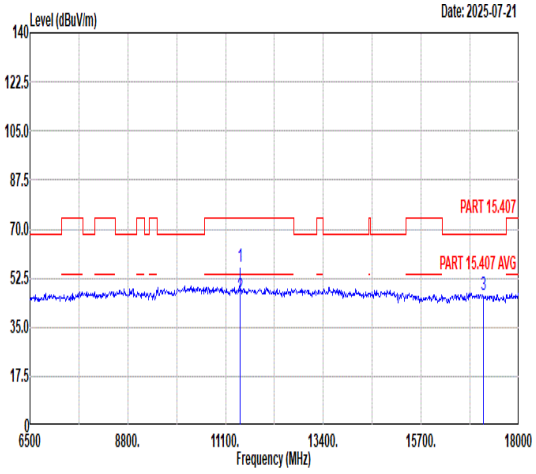 Freq Level Limit Line Margin Read Level Ant Factor Cable Loss Preamp Factor APos TPos Remark MHz dBuV/m dBuV/m dB dBuV dB/m dB dB cm deg 1 11440.00 56.36 74.00 -17.64 53.64 38.20 14.89 50.37 113 74 Peak 2 11440.00 45.98 54.00 -8.02 43.26 38.20 14.89 50.37 113 74 Average 3 17160.00 46.41 68.30 -21.89 38.28 42.94 18.04 52.85 --- --- Peak	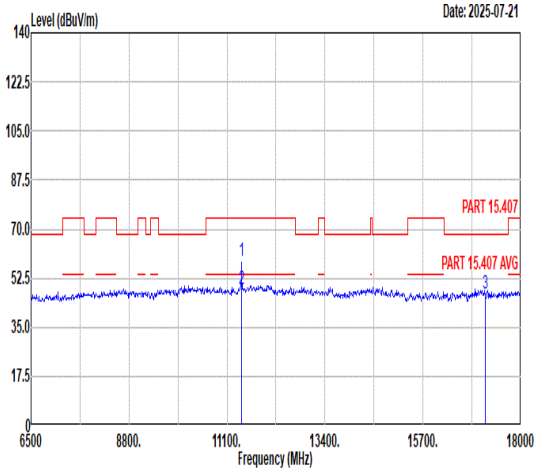 Freq Level Limit Line Margin Read Level Ant Factor Cable Loss Preamp Factor APos TPos Remark MHz dBuV/m dBuV/m dB dBuV dB/m dB dB cm deg 1 11440.00 58.39 74.00 -15.61 55.67 38.20 14.89 50.37 100 283 Peak 2 11440.00 48.41 54.00 -5.59 45.69 38.20 14.89 50.37 100 283 Average 3 17160.00 47.24 68.30 -21.06 39.11 42.94 18.04 52.85 --- --- Peak

Mode	31	
	Band Edge	
	U-NII-2C_5.47-5.85_802.11n HT40_CH142_5710MHz	
ANT	22	
Pol.	Horizontal	Fundamental
Peak	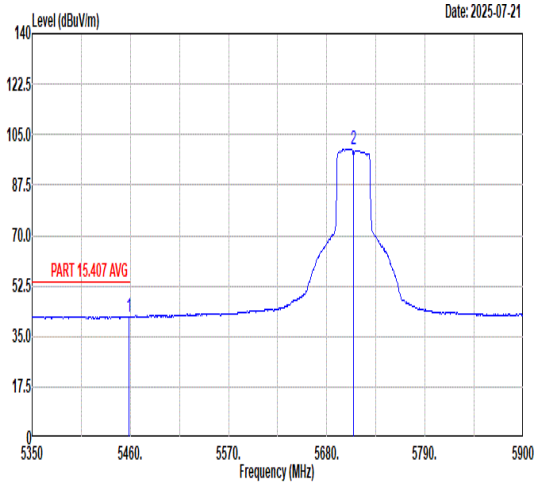 Freq Level Limit Line Margin Read Level Ant Factor Cable Loss Preamp Factor APos TPos Remark MHz dBuV/m dBuV/m dB dBuV dB/m dB dB cm deg 1 5458.35 42.00 54.00 -12.00 28.22 35.93 10.54 32.69 100 63 Peak 2 5710.00 99.81 ------ ------ 85.08 36.62 10.89 32.78 100 63 Average	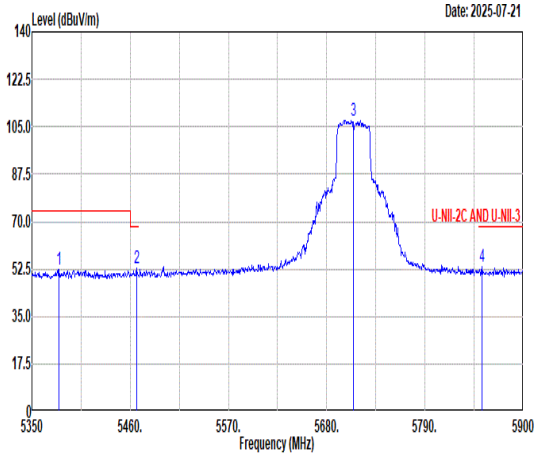 Freq Level Limit Line Margin Read Level Ant Factor Cable Loss Preamp Factor APos TPos Remark MHz dBuV/m dBuV/m dB dBuV dB/m dB dB cm deg 1 5380.25 52.51 74.00 -21.49 38.63 36.04 10.52 32.68 100 63 Peak 2 5467.15 52.98 68.30 -15.32 39.15 35.97 10.55 32.69 100 63 Peak 3 5710.00 107.40 ------ ------ 92.67 36.62 10.89 32.78 100 63 Peak 4 5853.80 53.43 68.30 -14.87 38.93 36.51 10.83 32.84 100 63 Peak

Mode	31	
	Band Edge	
	U-NII-2C_5.47-5.85_802.11n HT40_CH142_5710MHz	
ANT	22	
Pol.	Vertical	Fundamental
Peak	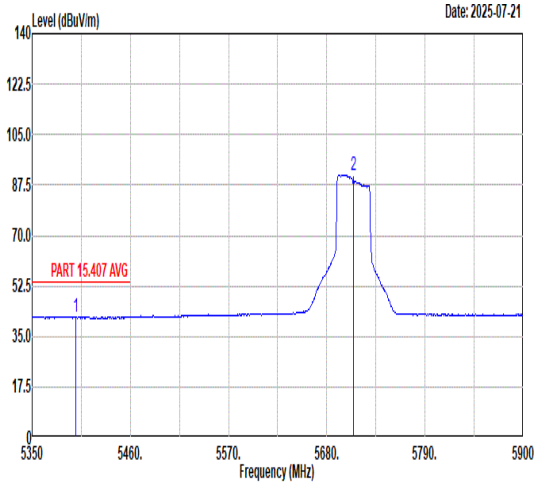	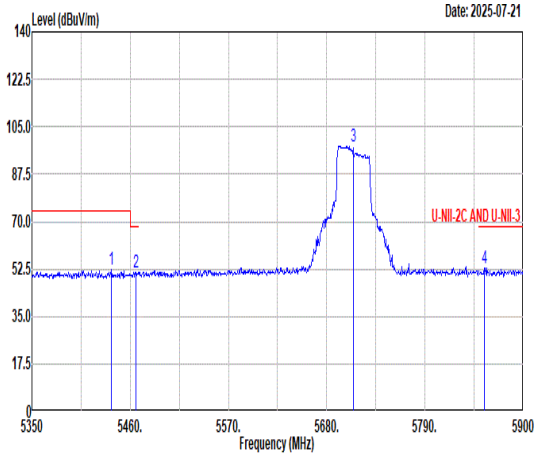

	Freq	Level	Limit Line	Margin	Read Level	Ant Factor	Cable Loss	Preamp Factor	APos	TPos	Remark
	MHz	dBuV/m	dBuV/m	dB	dBuV	dB/m	dB	dB	cm	deg	
1	5398.95	41.89	54.00	-12.11	28.07	36.00	10.50	32.68	393	359	Peak
2	5710.00	90.99	------	------	76.26	36.62	10.89	32.78	393	359	Average

	Freq	Level	Limit Line	Margin	Read Level	Ant Factor	Cable Loss	Preamp Factor	APos	TPos	Remark
	MHz	dBuV/m	dBuV/m	dB	dBuV	dB/m	dB	dB	cm	deg	
1	5439.10	52.15	74.00	-21.85	38.39	35.92	10.53	32.69	393	359	Peak
2	5466.05	51.37	68.30	-16.93	37.55	35.96	10.55	32.69	393	359	Peak
3	5710.00	97.82	------	------	83.09	36.62	10.89	32.78	393	359	Peak
4	5856.55	52.89	68.30	-15.41	38.39	36.51	10.83	32.84	393	359	Peak

Mode	32	
	Band Edge	
	U-NII-2C_5.47-5.85_802.11ac VHT80_CH138_5690MHz	
ANT	22	
Pol.	Horizontal	Fundamental
Peak	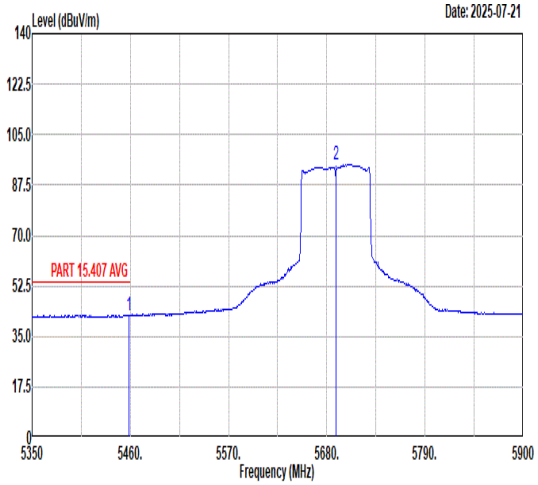 Freq Level Limit Line Margin Read Level Ant Factor Cable Loss Preamp Factor APos TPos Remark MHz dBuV/m dBuV/m dB dBuV dB/m dB dB cm deg 1 5458.35 42.35 54.00 -11.65 28.57 35.93 10.54 32.69 100 63 Peak 2 5690.00 94.63 ------ ------ 79.93 36.58 10.90 32.78 100 63 Average	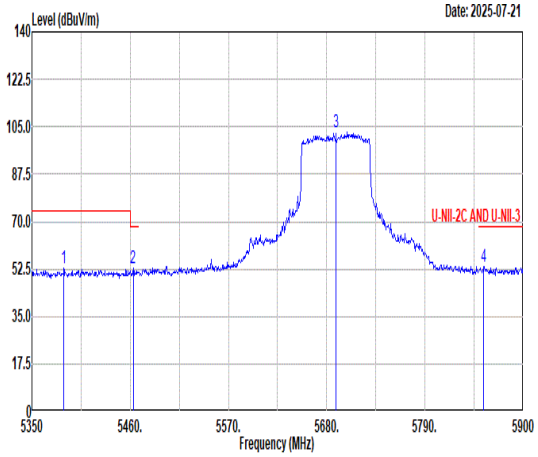 Freq Level Limit Line Margin Read Level Ant Factor Cable Loss Preamp Factor APos TPos Remark MHz dBuV/m dBuV/m dB dBuV dB/m dB dB cm deg 1 5385.75 52.60 74.00 -21.40 38.73 36.03 10.52 32.68 100 63 Peak 2 5463.30 52.70 68.30 -15.60 38.89 35.95 10.55 32.69 100 63 Peak 3 5690.00 102.88 ------ ------ 88.18 36.58 10.90 32.78 100 63 Peak 4 5856.00 53.58 68.30 -14.72 39.08 36.51 10.83 32.84 100 63 Peak

Mode	32	
	Band Edge	
	U-NII-2C_5.47-5.85_802.11ac VHT80_CH138_5690MHz	
ANT	22	
Pol.	Vertical	Fundamental
Peak	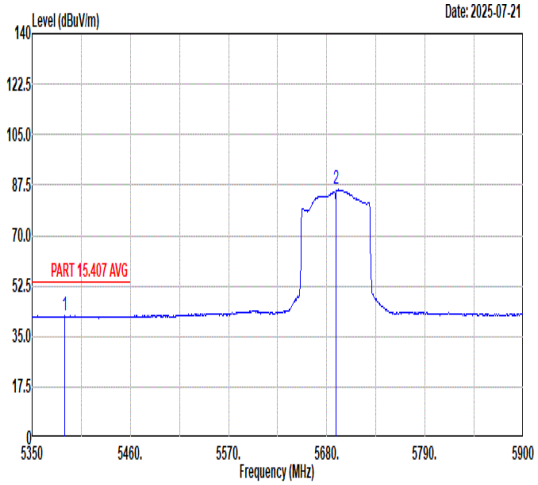 Freq Level Limit Line Margin Read Level Ant Factor Cable Loss Preamp Factor APos TPos Remark MHz dBuV/m dBuV/m dB dBuV dB/m dB dB cm deg 1 5386.30 42.12 54.00 -11.88 28.25 36.03 10.52 32.68 393 359 Peak 2 5690.00 85.85 ------ ------ 71.15 36.58 10.90 32.78 393 359 Average	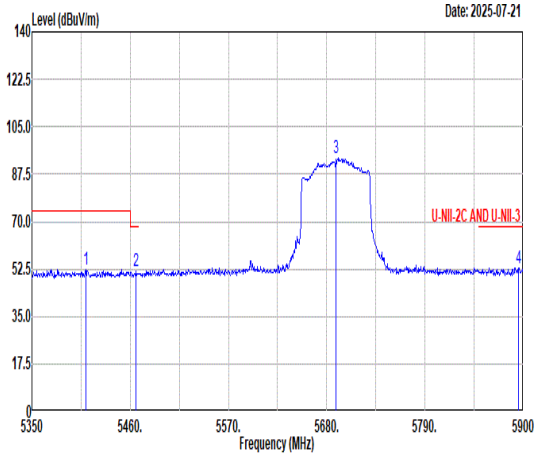 Freq Level Limit Line Margin Read Level Ant Factor Cable Loss Preamp Factor APos TPos Remark MHz dBuV/m dBuV/m dB dBuV dB/m dB dB cm deg 1 5410.50 52.51 74.00 -21.49 38.70 35.98 10.51 32.68 393 359 Peak 2 5466.60 51.97 68.30 -16.33 38.14 35.97 10.55 32.69 393 359 Peak 3 5690.00 93.30 ------ ------ 78.60 36.58 10.90 32.78 393 359 Peak 4 5895.05 52.96 68.30 -15.34 38.39 36.59 10.84 32.86 393 359 Peak

Mode	33	
	Harmonic	
	U-NII-3_5.725-5.85_802.11a_CH149_5745MHz	
ANT	22	
Pol.	Horizontal	Vertical
Peak Avg	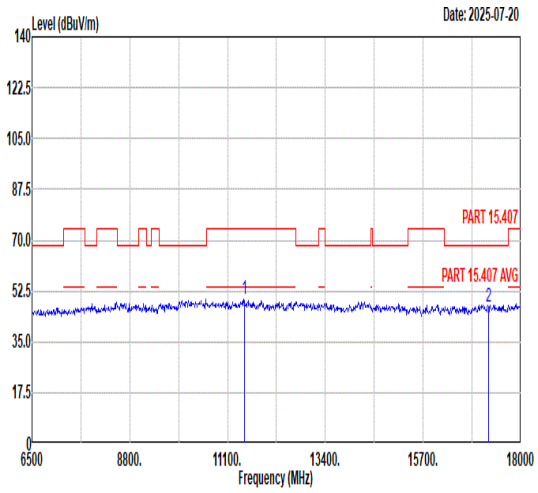 Freq Level Limit Line Margin Read Level Ant Factor Cable Loss Preamp Factor APos TPos Remark MHz dBuV/m dBuV/m dB dBuV dB/m dB dB cm deg 1 11490.00 49.60 74.00 -24.40 46.79 38.20 14.92 50.31 --- --- Peak 2 17235.00 47.02 68.30 -21.28 39.33 42.69 18.02 53.02 --- --- Peak	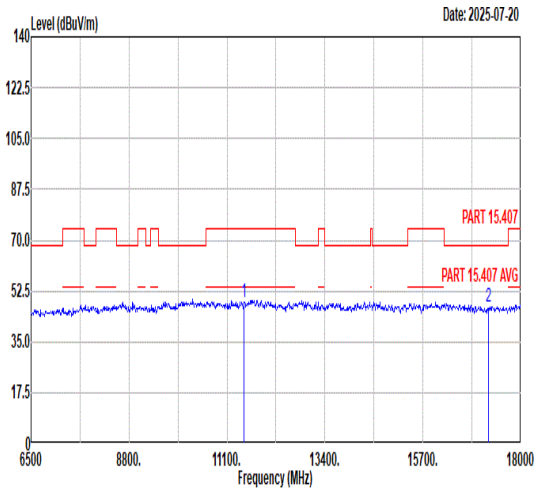 Freq Level Limit Line Margin Read Level Ant Factor Cable Loss Preamp Factor APos TPos Remark MHz dBuV/m dBuV/m dB dBuV dB/m dB dB cm deg 1 11490.00 48.48 74.00 -25.52 45.67 38.20 14.92 50.31 --- --- Peak 2 17235.00 47.01 68.30 -21.29 39.32 42.69 18.02 53.02 --- --- Peak

Mode	34	
	Harmonic	
	U-NII-3_5.725-5.85_802.11a_CH157_5785MHz	
ANT	22	
Pol.	Horizontal	Vertical
Peak Avg	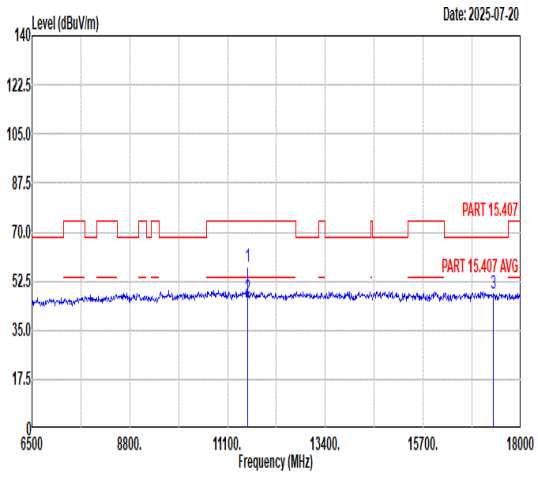 Freq Level Limit Line Margin Read Level Ant Factor Cable Loss Preamp Factor APos TPos Remark MHz dBuV/m dBuV/m dB dBuV dB/m dB dB cm deg 1 11570.00 57.78 74.00 -16.22 54.85 38.20 14.97 50.24 113 77 Peak 2 11570.00 46.61 54.00 -7.39 43.68 38.20 14.97 50.24 113 77 Average 3 17355.00 47.92 68.30 -20.38 40.97 42.24 17.99 53.28 --- --- Peak	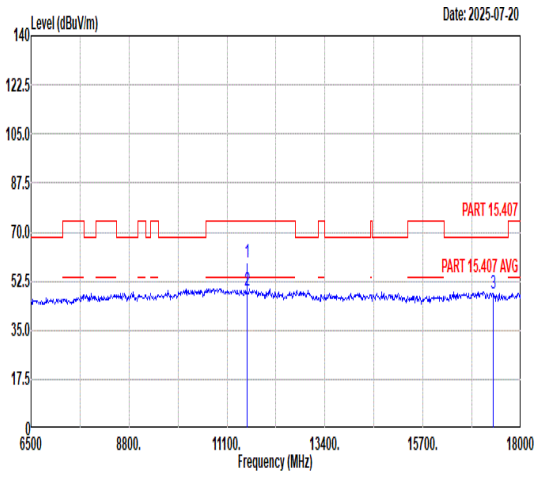 Freq Level Limit Line Margin Read Level Ant Factor Cable Loss Preamp Factor APos TPos Remark MHz dBuV/m dBuV/m dB dBuV dB/m dB dB cm deg 1 11570.00 59.32 74.00 -14.68 56.39 38.20 14.97 50.24 100 299 Peak 2 11570.00 49.28 54.00 -4.72 46.35 38.20 14.97 50.24 100 299 Average 3 17355.00 47.95 68.30 -20.35 41.00 42.24 17.99 53.28 --- --- Peak

Mode	35	
	Harmonic	
	U-NII-3_5.725-5.85_802.11a_CH165_5825MHz	
ANT	22	
Pol.	Horizontal	Vertical
Peak Avg	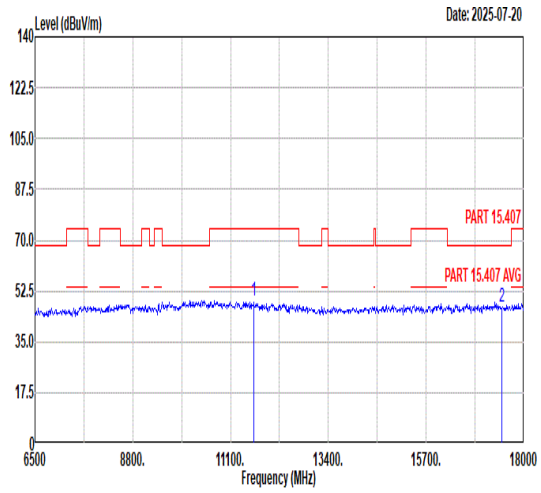 Freq Level Limit Line Margin Read Level Ant Factor Cable Loss Preamp Factor APos TPos Remark MHz dBuV/m dBuV/m dB dBuV dB/m dB dB cm deg 1 11650.00 49.04 74.00 -24.96 46.00 38.20 15.02 50.18 --- --- Peak 2 17475.00 46.82 68.30 -21.48 40.05 42.35 17.96 53.54 --- --- Peak	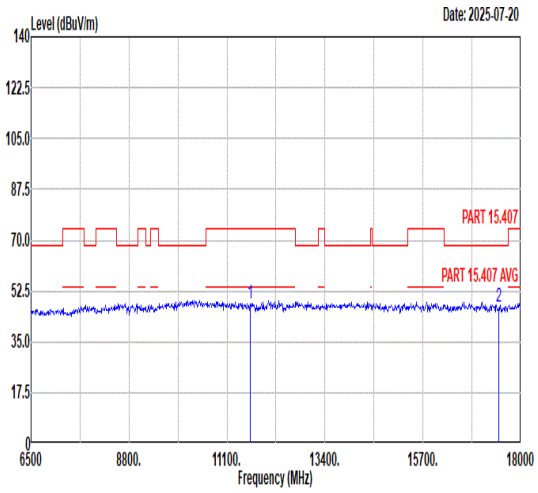 Freq Level Limit Line Margin Read Level Ant Factor Cable Loss Preamp Factor APos TPos Remark MHz dBuV/m dBuV/m dB dBuV dB/m dB dB cm deg 1 11650.00 47.96 74.00 -26.04 44.92 38.20 15.02 50.18 --- --- Peak 2 17475.00 47.12 68.30 -21.18 40.35 42.35 17.96 53.54 --- --- Peak

Mode	36	
	Band Edge	
	U-NII-3_5.725-5.85_802.11ac VHT20_CH149_5745MHz	
ANT	22	
Pol.	Horizontal	Fundamental
Peak	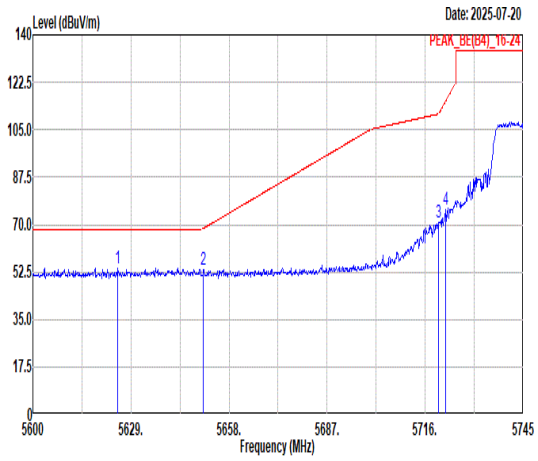 Freq Level Limit Line Margin (dB) Read Level Ant Factor Cable Loss Preamp Factor APos TPos Remark MHz dBuV/m dBuV/m dBuV dB/m dB dB cm deg 1 5625.09 54.04 68.30 -14.26 39.64 36.40 10.75 32.75 103 62 PEAK 2 5650.46 53.50 68.64 -15.14 38.95 36.50 10.81 32.76 103 62 PEAK 3 5719.92 70.94 110.78 -39.84 56.21 36.64 10.88 32.79 103 62 PEAK 4 5721.95 75.48 115.24 -39.76 60.75 36.64 10.88 32.79 103 62 PEAK	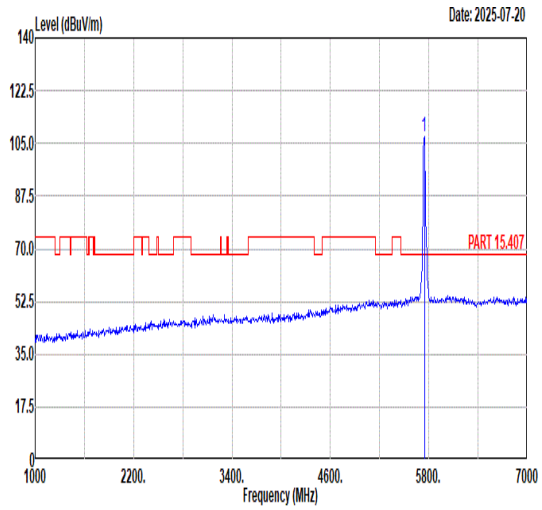 Freq Level Limit Line Margin (dB) Read Level Ant Factor Cable Loss Preamp Factor APos TPos Remark MHz dBuV/m dBuV/m dBuV dB/m dB dB cm deg 1 5745.00 107.49 ------ ------ 92.74 36.69 10.86 32.80 103 62 PEAK
Avg	Blank	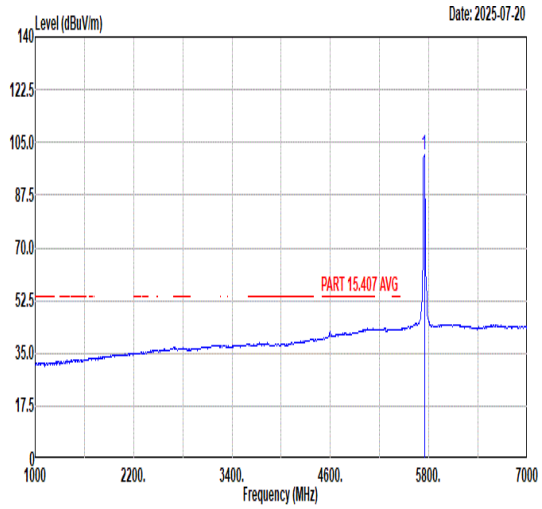 Freq Level Limit Line Margin (dB) Read Level Ant Factor Cable Loss Preamp Factor APos TPos Remark MHz dBuV/m dBuV/m dBuV dB/m dB dB cm deg 1 5745.00 100.98 ------ ------ 86.23 36.69 10.86 32.80 103 62 AVERAGE

Mode	36	
	Band Edge	
	U-NII-3_5.725-5.85_802.11ac VHT20_CH149_5745MHz	
ANT	22	
Pol.	Vertical	Fundamental
Peak	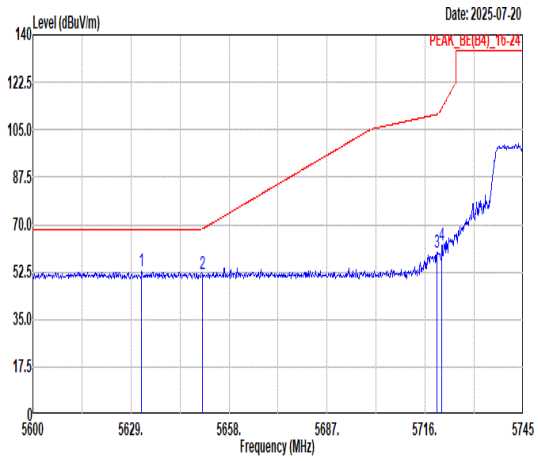 Freq Level Limit Line Margin (dB) Read Level Ant Factor Cable Loss Preamp Factor APos TPos Remark MHz dBuV/m dBuV/m dBuV dB/m dB dB cm deg 1 5632.19 52.69 68.30 -15.61 38.24 36.43 10.77 32.75 385 181 PEAK 2 5650.03 51.85 68.32 -16.47 37.30 36.50 10.81 32.76 385 181 PEAK 3 5719.48 59.62 110.65 -51.03 44.89 36.64 10.88 32.79 385 181 PEAK 4 5720.93 62.10 112.92 -50.82 47.37 36.64 10.88 32.79 385 181 PEAK	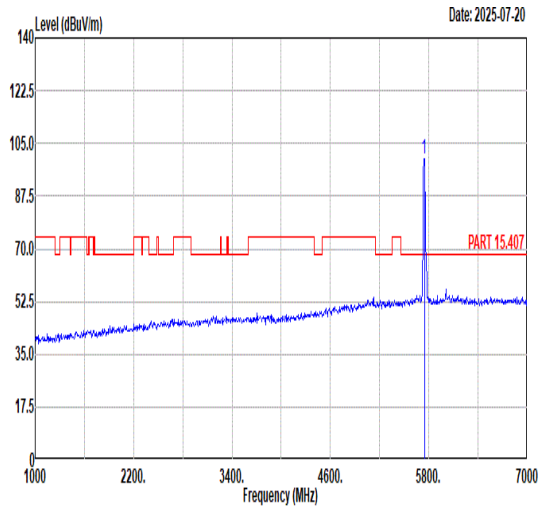 Freq Level Limit Line Margin (dB) Read Level Ant Factor Cable Loss Preamp Factor APos TPos Remark MHz dBuV/m dBuV/m dBuV dB/m dB dB cm deg 1 5745.00 99.85 ------ ------ 85.10 36.70 10.85 32.80 385 181 PEAK
Avg	Blank	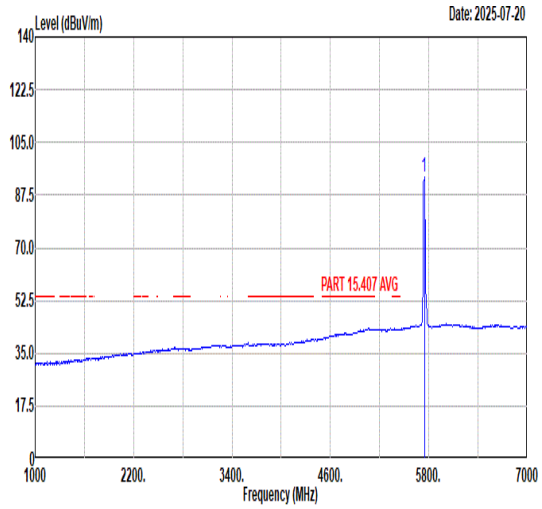 Freq Level Limit Line Margin (dB) Read Level Ant Factor Cable Loss Preamp Factor APos TPos Remark MHz dBuV/m dBuV/m dBuV dB/m dB dB cm deg 1 5745.00 93.55 ------ ------ 78.80 36.70 10.85 32.80 385 181 AVERAGE

Mode	36	
	Harmonic	
	U-NII-3_5.725-5.85_802.11ac VHT20_CH149_5745MHz	
ANT	22	
Pol.	Horizontal	Vertical
Peak Avg	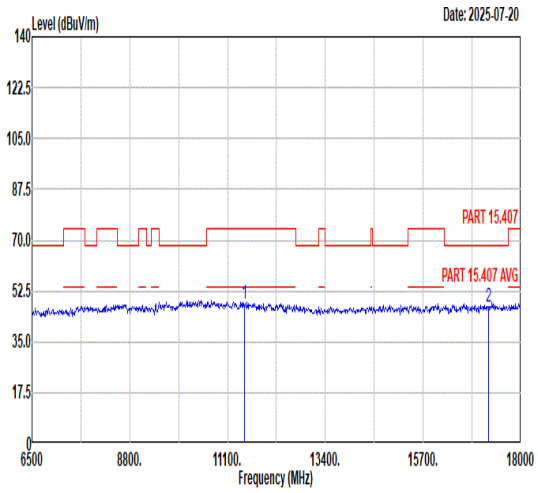 Freq Level Limit Line Margin Read Level Ant Factor Cable Loss Preamp Factor APos TPos Remark MHz dBuV/m dBuV/m dB dBuV dB/m dB dB cm deg 1 11490.00 47.90 74.00 -26.10 45.09 38.20 14.92 50.31 --- --- Peak 2 17235.00 47.03 68.30 -21.27 39.34 42.69 18.02 53.02 --- --- Peak	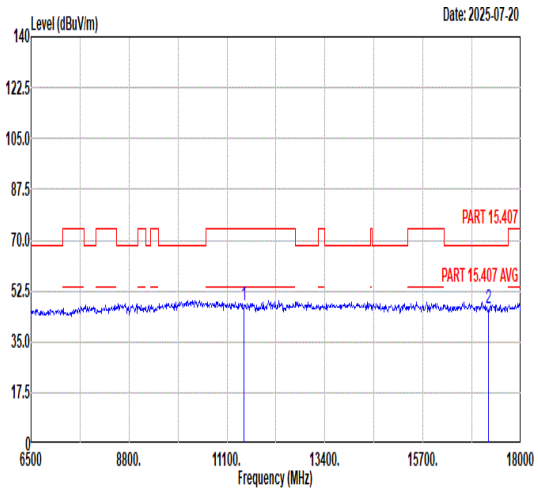 Freq Level Limit Line Margin Read Level Ant Factor Cable Loss Preamp Factor APos TPos Remark MHz dBuV/m dBuV/m dB dBuV dB/m dB dB cm deg 1 11490.00 47.60 74.00 -26.40 44.79 38.20 14.92 50.31 --- --- Peak 2 17235.00 46.55 68.30 -21.75 38.86 42.69 18.02 53.02 --- --- Peak

Mode	37	
	Harmonic	
	U-NII-3_5.725-5.85_802.11ac VHT20_CH157_5785MHz	
ANT	22	
Pol.	Horizontal	Vertical
Peak Avg	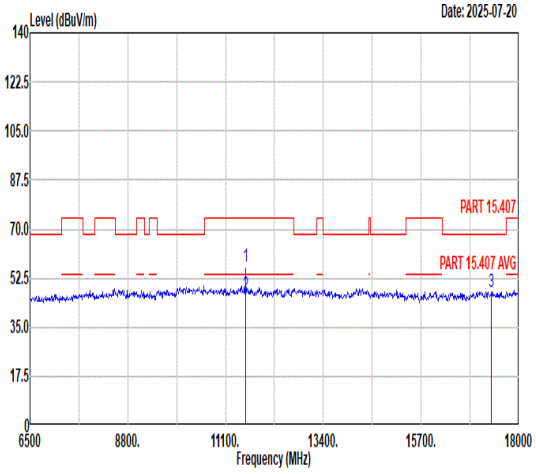 Freq Level Limit Line Margin Read Level Ant Factor Cable Loss Preamp Factor APos TPos Remark MHz dBuV/m dBuV/m dB dBuV dB/m dB dB cm deg 1 11570.00 56.35 74.00 -17.65 53.42 38.20 14.97 50.24 114 76 Peak 2 11570.00 46.45 54.00 -7.55 43.52 38.20 14.97 50.24 114 76 Average 3 17355.00 47.35 68.30 -20.95 40.40 42.24 17.99 53.28 --- --- Peak	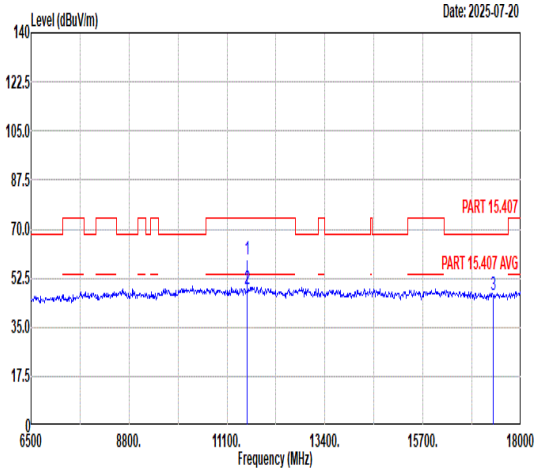 Freq Level Limit Line Margin Read Level Ant Factor Cable Loss Preamp Factor APos TPos Remark MHz dBuV/m dBuV/m dB dBuV dB/m dB dB cm deg 1 11570.00 59.05 74.00 -14.95 56.12 38.20 14.97 50.24 100 283 Peak 2 11570.00 48.60 54.00 -5.40 45.67 38.20 14.97 50.24 100 283 Average 3 17355.00 46.67 68.30 -21.63 39.72 42.24 17.99 53.28 --- --- Peak

Mode	38	
	Band Edge	
	U-NII-3_5.725-5.85_802.11ac VHT20_CH165_5825MHz	
ANT	22	
Pol.	Horizontal	Fundamental
Peak	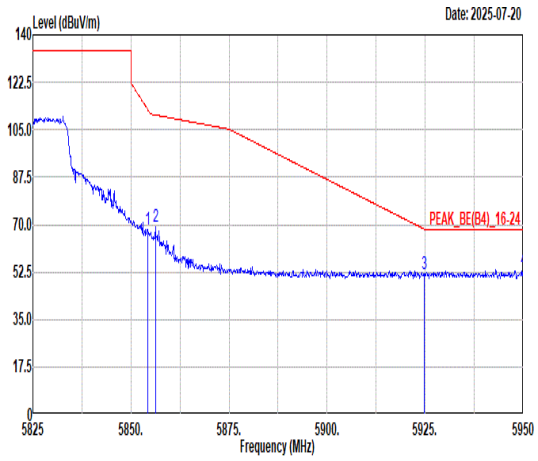 Freq Level Limit Line Margin (dB) Read Level Ant Factor Cable Loss Preamp Factor APos TPos Remark MHz dBuV/m dBuV/m dBuV dB/m dB dB cm deg 1 5854.38 67.94 112.22 -44.28 53.44 36.51 10.83 32.84 100 64 PEAK 2 5856.25 69.17 110.45 -41.28 54.67 36.51 10.83 32.84 100 64 PEAK 3 5924.75 51.73 68.38 -16.65 37.06 36.65 10.89 32.87 100 64 PEAK 4 5950.00 53.40 68.30 -14.90 38.66 36.70 10.92 32.88 100 64 PEAK	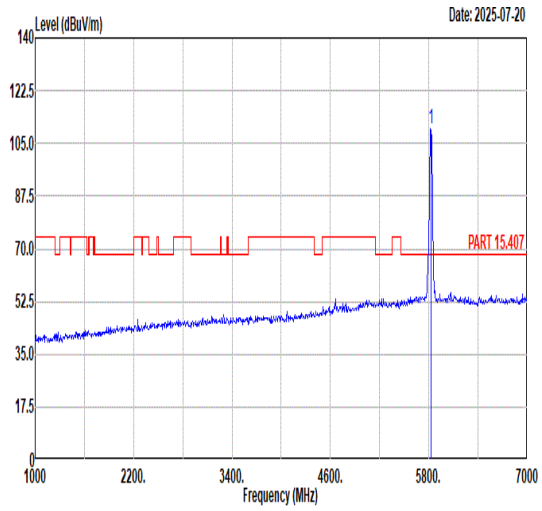 Freq Level Limit Line Margin (dB) Read Level Ant Factor Cable Loss Preamp Factor APos TPos Remark MHz dBuV/m dBuV/m dBuV dB/m dB dB cm deg 1 5825.00 109.90 ------ ------ 95.35 36.56 10.82 32.83 100 64 PEAK
Avg	Blank	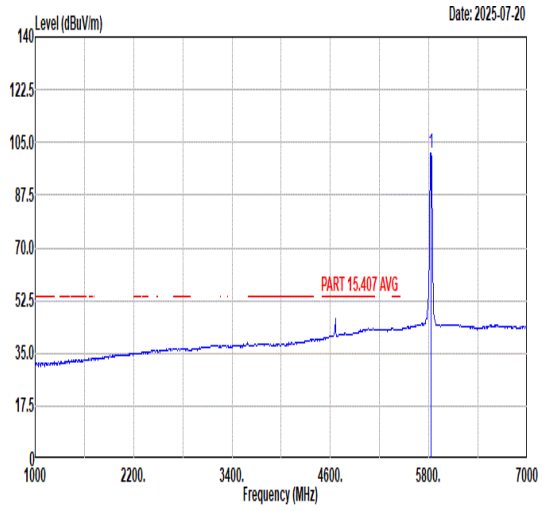 Freq Level Limit Line Margin (dB) Read Level Ant Factor Cable Loss Preamp Factor APos TPos Remark MHz dBuV/m dBuV/m dBuV dB/m dB dB cm deg 1 5825.00 101.65 ------ ------ 87.10 36.56 10.82 32.83 100 64 AVERAGE

Mode	38	
	Band Edge	
	U-NII-3_5.725-5.85_802.11ac VHT20_CH165_5825MHz	
ANT	22	
Pol.	Vertical	Fundamental
Peak	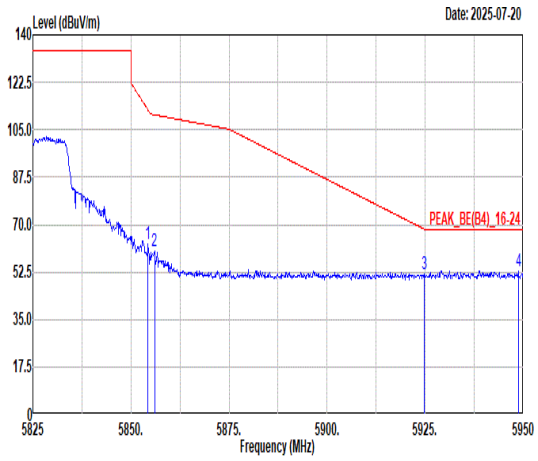 Freq Level Limit Line Margin (dB) Read Level Ant Factor Cable Loss Preamp Factor APos TPos Remark MHz dBuV/m dBuV/m dBuV dB/m dB dB cm deg 1 5854.38 62.72 112.22 -49.50 48.22 36.51 10.83 32.84 394 197 PEAK 2 5856.00 60.13 110.52 -50.39 45.63 36.51 10.83 32.84 394 197 PEAK 3 5924.75 51.78 68.38 -16.60 37.11 36.65 10.89 32.87 394 197 PEAK 4 5948.75 52.95 68.30 -15.35 38.21 36.70 10.92 32.88 394 197 PEAK	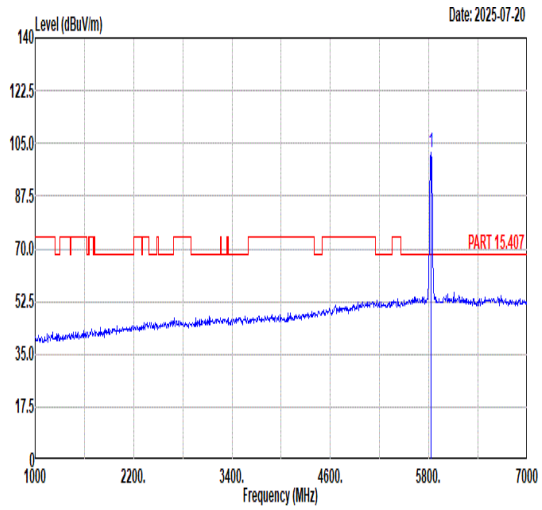 Freq Level Limit Line Margin (dB) Read Level Ant Factor Cable Loss Preamp Factor APos TPos Remark MHz dBuV/m dBuV/m dBuV dB/m dB dB cm deg 1 5825.00 101.96 ------ ------ 87.42 36.54 10.83 32.83 394 197 PEAK
Avg	Blank	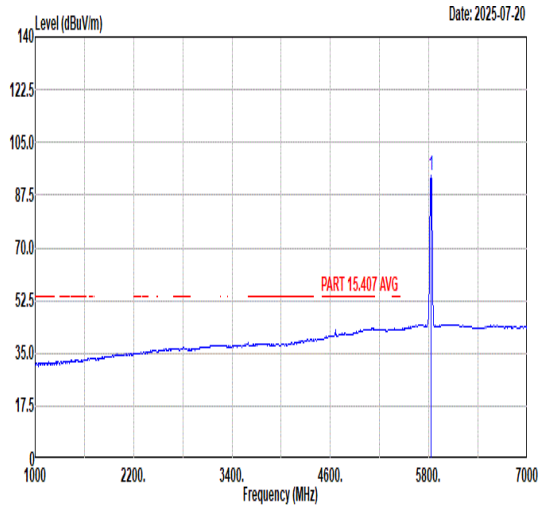 Freq Level Limit Line Margin (dB) Read Level Ant Factor Cable Loss Preamp Factor APos TPos Remark MHz dBuV/m dBuV/m dBuV dB/m dB dB cm deg 1 5825.00 94.02 ------ ------ 79.48 36.54 10.83 32.83 394 197 AVERAGE

Mode	38	
	Harmonic	
	U-NII-3_5.725-5.85_802.11ac VHT20_CH165_5825MHz	
ANT	22	
Pol.	Horizontal	Vertical
Peak Avg	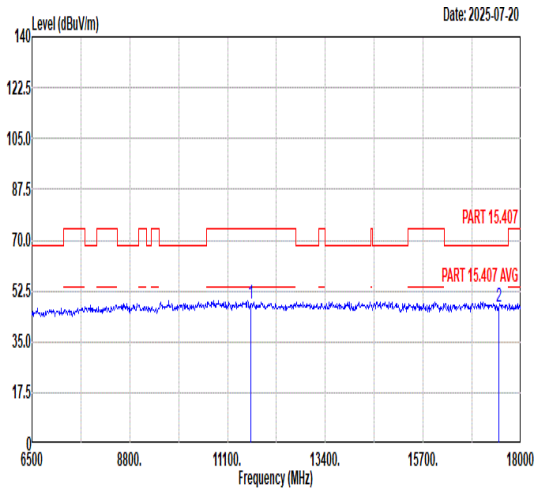 Freq Level Limit Line Margin Read Level Ant Factor Cable Loss Preamp Factor APos TPos Remark MHz dBuV/m dBuV/m dB dBuV dB/m dB dB cm deg 1 11650.00 48.25 74.00 -25.75 45.21 38.20 15.02 50.18 --- --- Peak 2 17475.00 46.80 68.30 -21.50 40.03 42.35 17.96 53.54 --- --- Peak	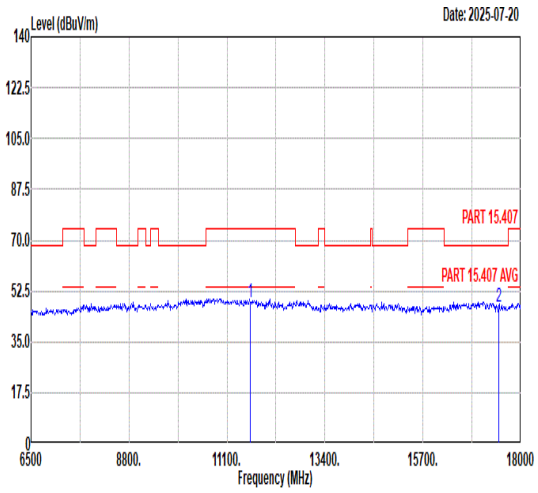 Freq Level Limit Line Margin Read Level Ant Factor Cable Loss Preamp Factor APos TPos Remark MHz dBuV/m dBuV/m dB dBuV dB/m dB dB cm deg 1 11650.00 48.59 74.00 -25.41 45.55 38.20 15.02 50.18 --- --- Peak 2 17475.00 47.00 68.30 -21.30 40.23 42.35 17.96 53.54 --- --- Peak

Mode	39	
	Band Edge - L	
	U-NII-3_5.725-5.85_802.11n HT40_CH151_5755MHz	
ANT	22	
Pol.	Horizontal	Fundamental
Peak	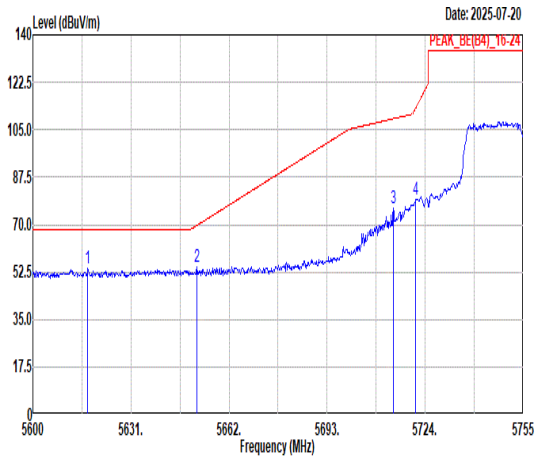 Freq Level Limit Line Margin (dB) Read Level Ant Factor Cable Loss Preamp Factor APos TPos Remark MHz dBuV/m dBuV/m dBuV dB/m dB dB cm deg 1 5617.36 53.75 68.30 -14.55 39.40 36.37 10.73 32.75 100 64 PEAK 2 5651.77 54.29 69.61 -15.32 39.74 36.50 10.81 32.76 100 64 PEAK 3 5713.93 76.16 109.10 -32.94 61.44 36.63 10.88 32.79 100 64 PEAK 4 5721.06 79.17 113.21 -34.04 64.44 36.64 10.88 32.79 100 64 PEAK	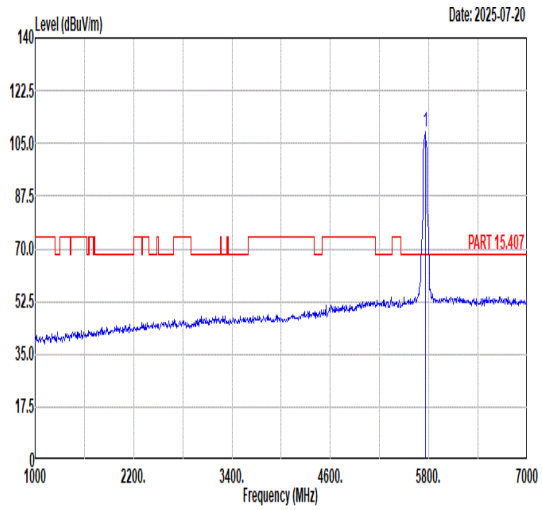 Freq Level Limit Line Margin (dB) Read Level Ant Factor Cable Loss Preamp Factor APos TPos Remark MHz dBuV/m dBuV/m dBuV dB/m dB dB cm deg 1 5755.00 108.74 ------ ------ 94.01 36.68 10.85 32.80 100 64 PEAK
Avg	Blank	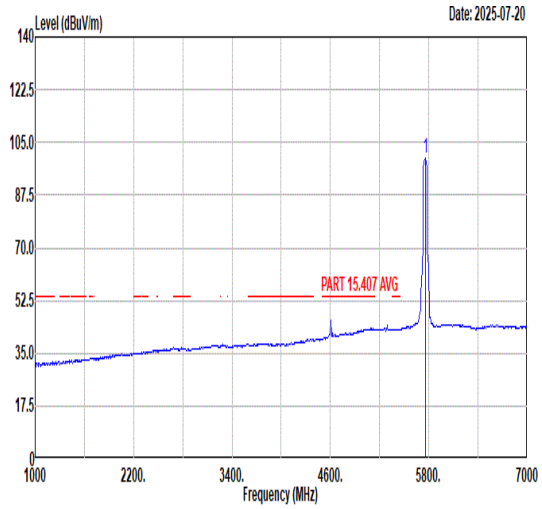 Freq Level Limit Line Margin (dB) Read Level Ant Factor Cable Loss Preamp Factor APos TPos Remark MHz dBuV/m dBuV/m dBuV dB/m dB dB cm deg 1 5755.00 99.67 ------ ------ 84.94 36.68 10.85 32.80 100 64 AVERAGE

Mode	39	
	Band Edge - R	
	U-NII-3_5.725-5.85_802.11n HT40_CH151_5755MHz	
ANT	22	
Pol.	Horizontal	Fundamental
Peak	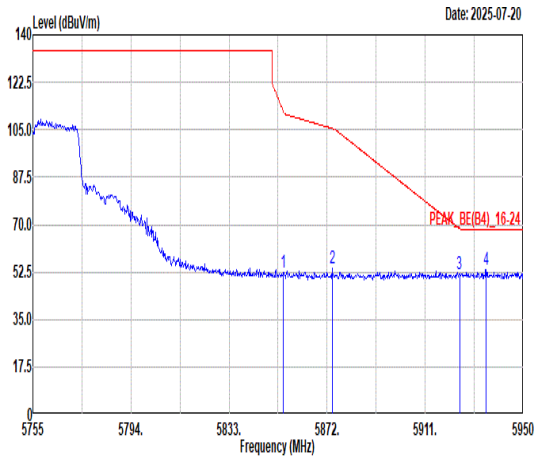 Freq Level Limit Line Margin (dB) Read Level Ant Factor Cable Loss Preamp Factor APos TPos Remark MHz dBuV/m dBuV/m dBuV dB/m dB dB cm deg 1 5854.65 52.56 111.61 -59.05 38.06 36.51 10.83 32.84 100 64 PEAK 2 5873.95 53.85 105.49 -51.64 39.31 36.55 10.84 32.85 100 64 PEAK 3 5924.65 51.70 68.46 -16.76 37.04 36.65 10.88 32.87 100 64 PEAK 4 5935.18 53.18 68.30 -15.12 38.48 36.67 10.90 32.87 100 64 PEAK	Blank

Mode	39	
	Band Edge - L	
	U-NII-3_5.725-5.85_802.11n HT40_CH151_5755MHz	
ANT	22	
Pol.	Vertical	Fundamental
Peak	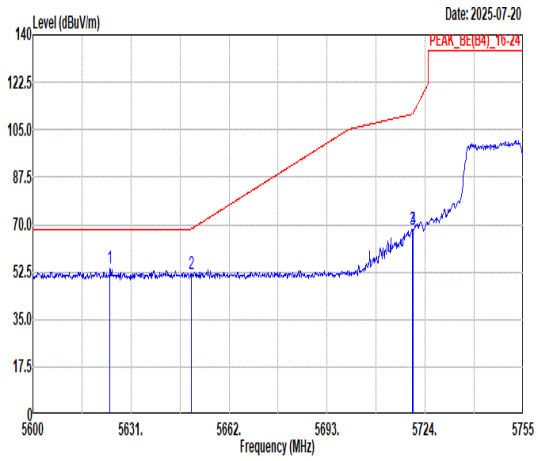 Freq Level Limit Line Margin (dB) Read Level Ant Factor Cable Loss Preamp Factor APos TPos Remark MHz dBuV/m dBuV/m dBuV dB/m dB dB cm deg 1 5624.34 53.88 68.30 -14.42 39.48 36.40 10.75 32.75 385 180 PEAK 2 5650.07 52.01 68.35 -16.34 37.46 36.50 10.81 32.76 385 180 PEAK 3 5719.97 68.17 110.79 -42.62 53.44 36.64 10.88 32.79 385 180 PEAK 4 5720.28 68.16 111.44 -43.28 53.43 36.64 10.88 32.79 385 180 PEAK	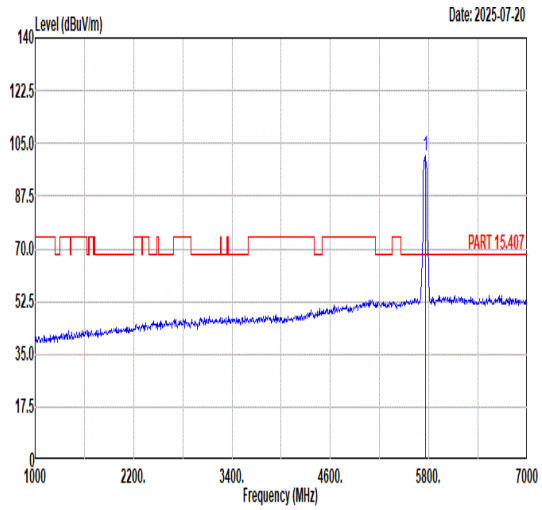 Freq Level Limit Line Margin (dB) Read Level Ant Factor Cable Loss Preamp Factor APos TPos Remark MHz dBuV/m dBuV/m dBuV dB/m dB dB cm deg 1 5755.00 101.15 ------ ------ 86.42 36.68 10.85 32.80 385 180 PEAK
Avg	Blank	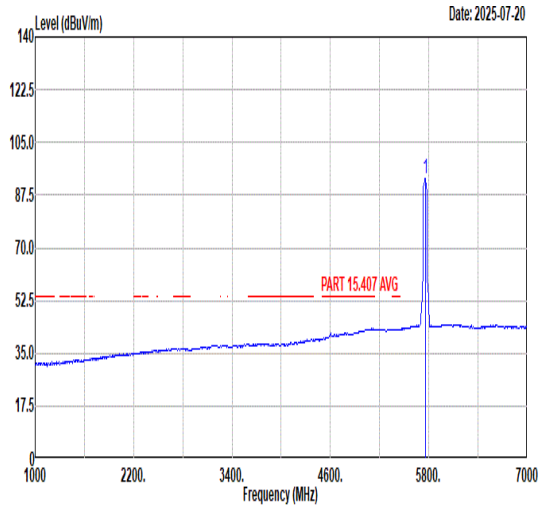 Freq Level Limit Line Margin (dB) Read Level Ant Factor Cable Loss Preamp Factor APos TPos Remark MHz dBuV/m dBuV/m dBuV dB/m dB dB cm deg 1 5755.00 93.12 ------ ------ 78.39 36.68 10.85 32.80 385 180 AVERAGE

Mode	39	
	Band Edge - R	
	U-NII-3_5.725-5.85_802.11n HT40_CH151_5755MHz	
ANT	22	
Pol.	Vertical	Fundamental
Peak	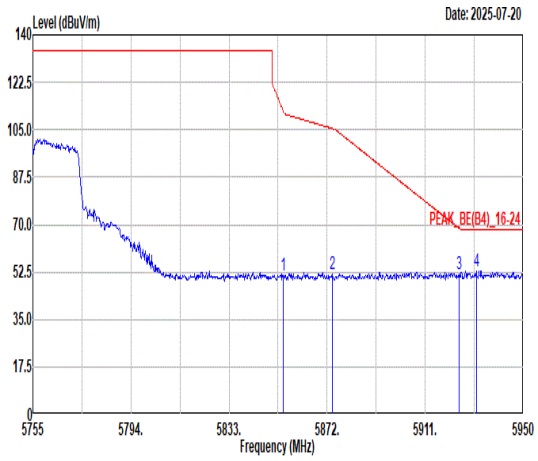 Freq Level Limit Line Margin (dB) Read Level Ant Factor Cable Loss Preamp Factor APos TPos Remark MHz dBuV/m dBuV/m dBuV dB/m dB dB cm deg 1 5854.65 51.00 111.61 -60.61 36.50 36.51 10.83 32.84 385 180 PEAK 2 5873.95 51.76 105.49 -53.73 37.22 36.55 10.84 32.85 385 180 PEAK 3 5924.46 51.72 68.60 -16.88 37.06 36.65 10.88 32.87 385 180 PEAK 4 5931.28 52.88 68.30 -15.42 38.19 36.66 10.90 32.87 385 180 PEAK	Blank

Mode	40	
	Band Edge - L	
	U-NII-3_5.725-5.85_802.11n HT40_CH159_5795MHz	
ANT	22	
Pol.	Horizontal	Fundamental
Peak	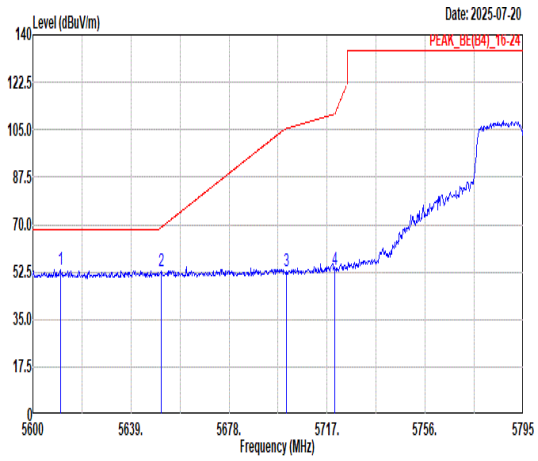 Freq Level Limit Line Margin (dB) Read Level Ant Factor Cable Loss Preamp Factor APos TPos Remark MHz dBuV/m dBuV/m dBuV dB/m dB dB cm deg 1 5610.92 53.32 68.30 -14.98 39.00 36.34 10.72 32.74 100 62 PEAK 2 5651.09 52.81 69.11 -16.30 38.26 36.50 10.81 32.76 100 62 PEAK 3 5700.82 53.02 105.43 -52.41 38.31 36.60 10.89 32.78 100 62 PEAK 4 5720.12 53.27 111.07 -57.80 38.54 36.64 10.88 32.79 100 62 PEAK	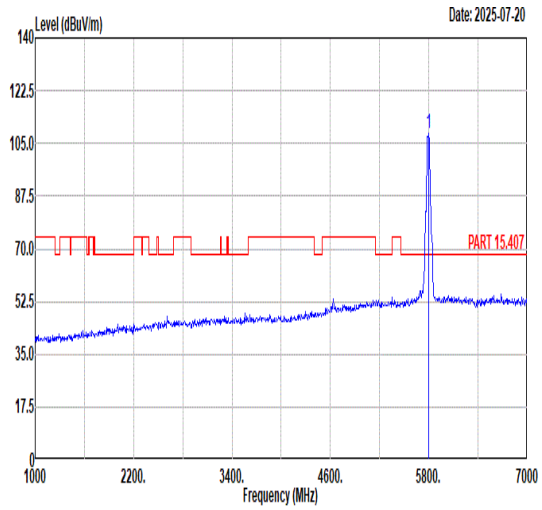 Freq Level Limit Line Margin (dB) Read Level Ant Factor Cable Loss Preamp Factor APos TPos Remark MHz dBuV/m dBuV/m dBuV dB/m dB dB cm deg 1 5795.00 108.18 ------ ------ 93.58 36.60 10.82 32.82 100 62 PEAK
Avg	Blank	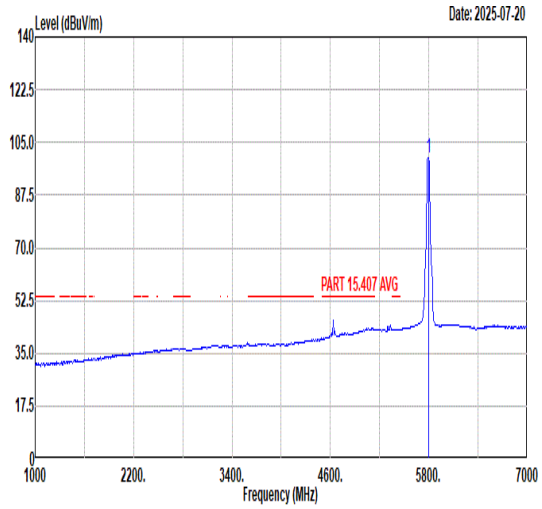 Freq Level Limit Line Margin (dB) Read Level Ant Factor Cable Loss Preamp Factor APos TPos Remark MHz dBuV/m dBuV/m dBuV dB/m dB dB cm deg 1 5795.00 99.91 ------ ------ 85.29 36.62 10.82 32.82 100 62 AVERAGE

Mode	40	
	Band Edge - R	
	U-NII-3_5.725-5.85_802.11n HT40_CH159_5795MHz	
ANT	22	
Pol.	Horizontal	Fundamental
Peak	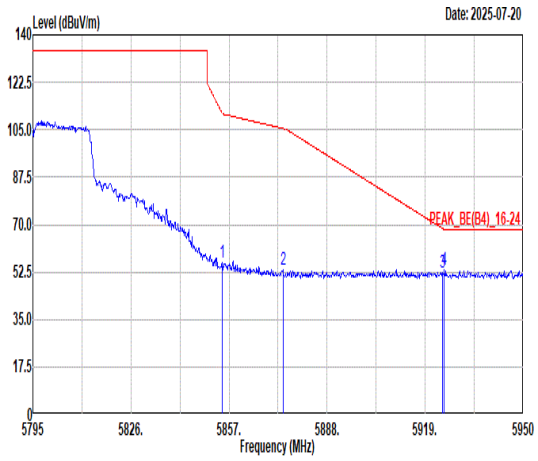 Freq Level Limit Line Margin (dB) Read Level Ant Factor Cable Loss Preamp Factor APos TPos Remark MHz dBuV/m dBuV/m dBuV dB/m dB dB cm deg 1 5854.83 55.80 111.19 -55.39 41.30 36.51 10.83 32.84 100 62 PEAK 2 5874.05 53.25 105.47 -52.22 38.71 36.55 10.84 32.85 100 62 PEAK 3 5924.58 52.20 68.51 -16.31 37.54 36.65 10.88 32.87 100 62 PEAK 4 5925.05 53.13 68.30 -15.17 38.46 36.65 10.89 32.87 100 62 PEAK	Blank

Mode	40	
	Band Edge - L	
	U-NII-3_5.725-5.85_802.11n HT40_CH159_5795MHz	
ANT	22	
Pol.	Vertical	Fundamental
Peak	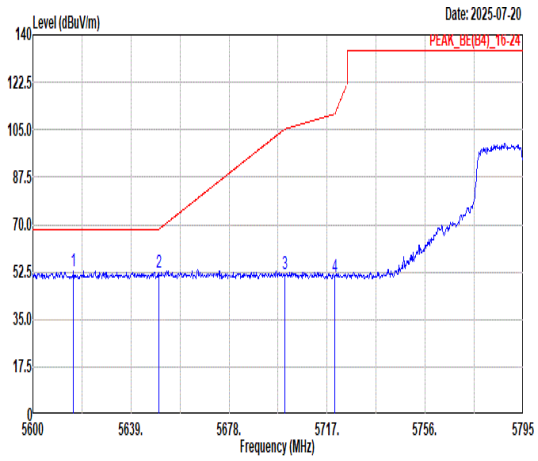 Freq Level Limit Line Margin (dB) Read Level Ant Factor Cable Loss Preamp Factor APos TPos Remark MHz dBuV/m dBuV/m dBuV dB/m dB dB cm deg 1 5616.19 52.80 68.30 -15.50 38.46 36.36 10.73 32.75 379 197 PEAK 2 5650.12 52.42 68.39 -15.97 37.87 36.50 10.81 32.76 379 197 PEAK 3 5700.23 51.88 105.26 -53.38 37.17 36.60 10.89 32.78 379 197 PEAK 4 5720.12 50.83 111.07 -60.24 36.10 36.64 10.88 32.79 379 197 PEAK	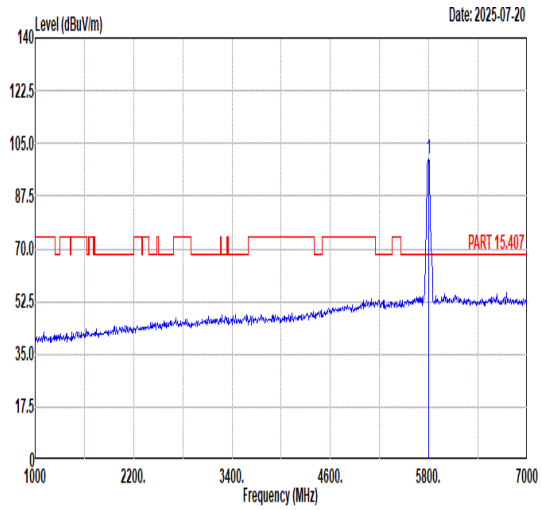 Freq Level Limit Line Margin (dB) Read Level Ant Factor Cable Loss Preamp Factor APos TPos Remark MHz dBuV/m dBuV/m dBuV dB/m dB dB cm deg 1 5795.00 99.92 ------ ------ 85.31 36.61 10.82 32.82 379 197 PEAK
Avg	Blank	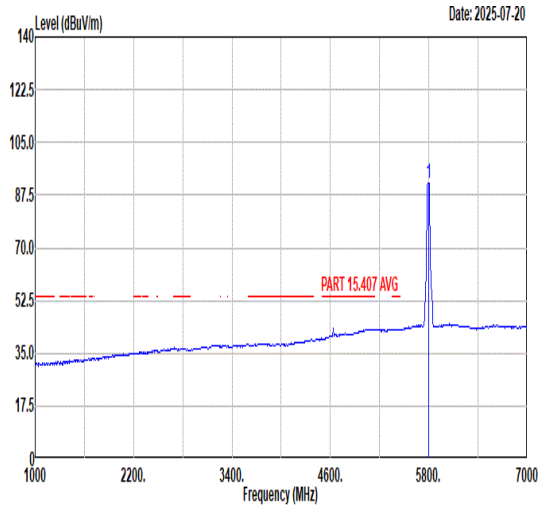 Freq Level Limit Line Margin (dB) Read Level Ant Factor Cable Loss Preamp Factor APos TPos Remark MHz dBuV/m dBuV/m dBuV dB/m dB dB cm deg 1 5795.00 91.44 ------ ------ 76.82 36.62 10.82 32.82 379 197 AVERAGE

Mode	40	
	Band Edge - R	
	U-NII-3_5.725-5.85_802.11n HT40_CH159_5795MHz	
ANT	22	
Pol.	Vertical	Fundamental
Peak	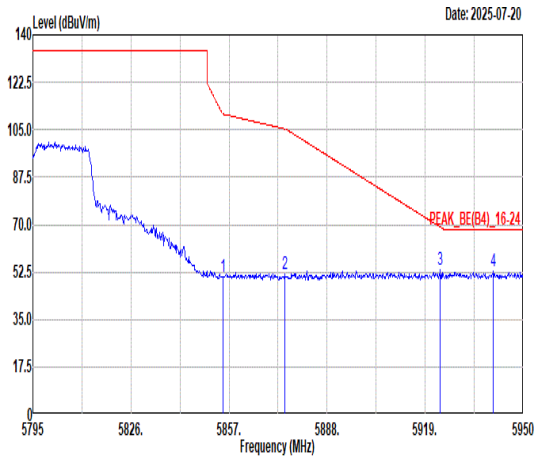 Freq Level Limit Line Margin (dB) Read Level Ant Factor Cable Loss Preamp Factor APos TPos Remark MHz dBuV/m dBuV/m dBuV dB/m dB dB cm deg 1 5854.99 50.61 110.83 -60.22 36.11 36.51 10.83 32.84 379 197 PEAK 2 5874.67 51.88 105.29 -53.41 37.34 36.55 10.84 32.85 379 197 PEAK 3 5923.81 53.11 69.08 -15.97 38.45 36.65 10.88 32.87 379 197 PEAK 4 5940.55 52.61 68.30 -15.69 37.90 36.68 10.91 32.88 379 197 PEAK	Blank

Mode	41	
	Band Edge - L	
	U-NII-3_5.725-5.85_802.11ac VHT80_CH155_5775MHz	
ANT	22	
Pol.	Horizontal	Fundamental
Peak	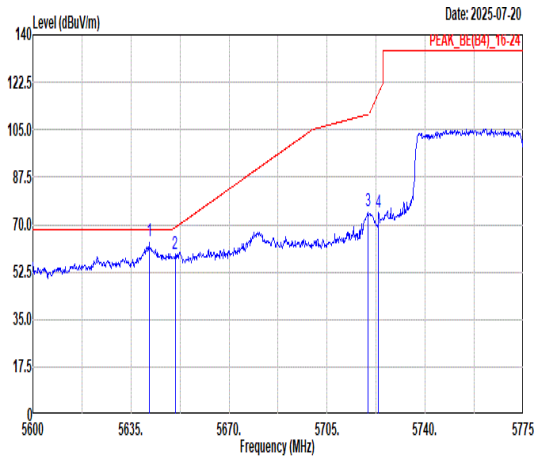 Freq Level Limit Line Margin Read Level Ant Factor Cable Loss Preamp Factor APos TPos Remark MHz dBuV/m dBuV/m dB dBuV dB/m dB dB cm deg 1 5641.48 63.76 68.30 -4.54 49.26 36.47 10.79 32.76 100 60 PEAK 2 5650.75 58.96 68.86 -9.90 44.41 36.50 10.81 32.76 100 60 PEAK 3 5719.70 75.10 110.72 -35.62 60.37 36.64 10.88 32.79 100 60 PEAK 4 5723.38 74.29 110.91 -36.62 59.56 36.64 10.88 32.79 100 60 PEAK	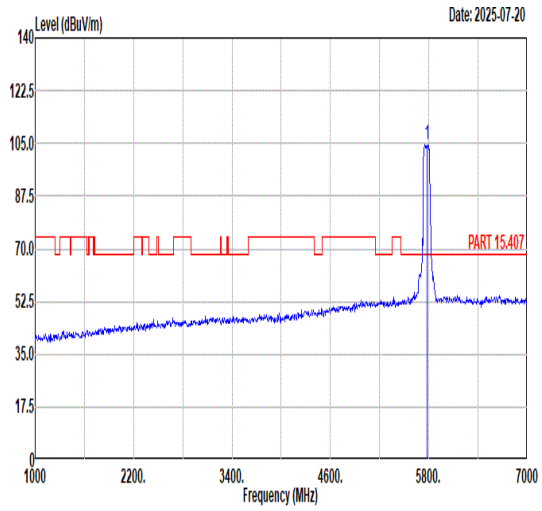 Freq Level Limit Line Margin Read Level Ant Factor Cable Loss Preamp Factor APos TPos Remark MHz dBuV/m dBuV/m dB dBuV dB/m dB dB cm deg 1 5775.00 104.64 ------ ------ 89.89 36.70 10.85 32.80 100 60 PEAK
Avg	Blank	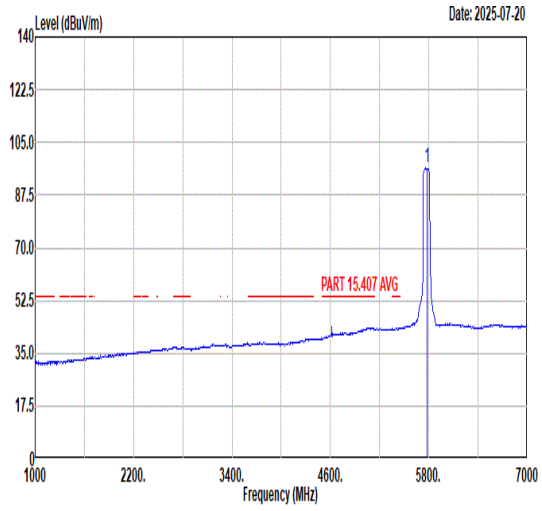 Freq Level Limit Line Margin Read Level Ant Factor Cable Loss Preamp Factor APos TPos Remark MHz dBuV/m dBuV/m dB dBuV dB/m dB dB cm deg 1 5775.00 96.44 ------ ------ 81.71 36.68 10.85 32.80 100 60 AVERAGE

Mode	41	
	Band Edge - R	
	U-NII-3_5.725-5.85_802.11ac VHT80_CH155_5775MHz	
ANT	22	
Pol.	Horizontal	Fundamental
Peak	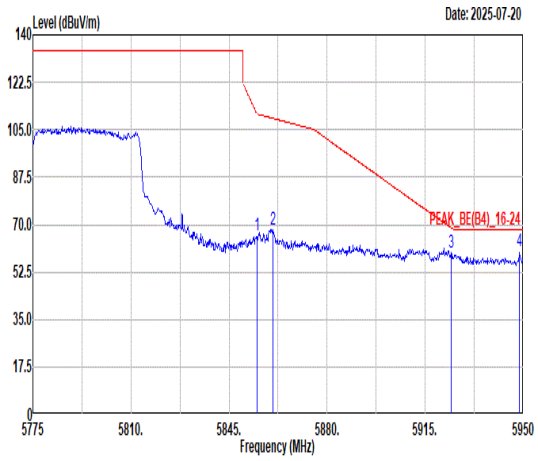 Freq / Level / Limit Line / Margin / Read Level / Ant Factor / Cable Loss / Preamp Factor / APos / TPos / Remark MHz / dBuV/m / dBuV/m / dB / dBuV / dB/m / dB / dB / cm / deg 1 5854.98 66.14 110.86 -44.72 51.64 36.51 10.83 32.84 100 60 PEAK 2 5860.75 68.35 109.19 -40.84 53.84 36.52 10.83 32.84 100 60 PEAK 3 5924.28 59.71 68.73 -9.02 45.05 36.65 10.88 32.87 100 60 PEAK 4 5948.60 60.12 68.30 -8.18 45.38 36.70 10.92 32.88 100 60 PEAK	Blank

Mode	41
	Band Edge - L
	U-NII-3_5.725-5.85_802.11ac VHT80_CH155_5775MHz
ANT	22

Pol.	Vertical	Fundamental
Peak	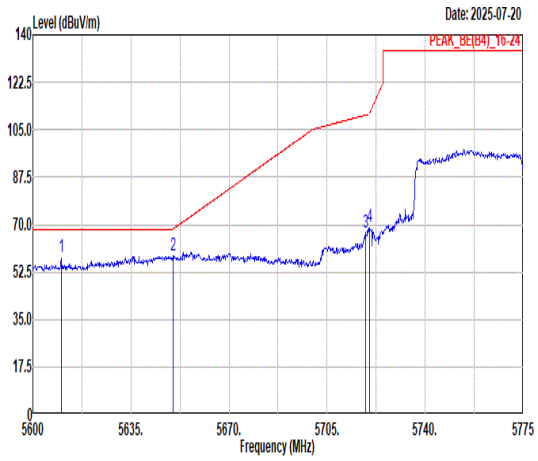 Freq Level Limit Line Margin Read Level Ant Factor Cable Loss Preamp Factor APos TPos Remark MHz dBuV/m dBuV/m dB dBuV dB/m dB dB cm deg 1 5610.15 58.37 68.30 -9.93 44.05 36.34 10.72 32.74 382 182 PEAK 2 5650.05 58.59 68.34 -9.75 44.04 36.50 10.81 32.76 382 182 PEAK 3 5718.65 67.31 110.77 -43.46 52.58 36.64 10.88 32.79 382 182 PEAK 4 5720.23 69.07 111.31 -42.24 54.34 36.64 10.88 32.79 382 182 PEAK	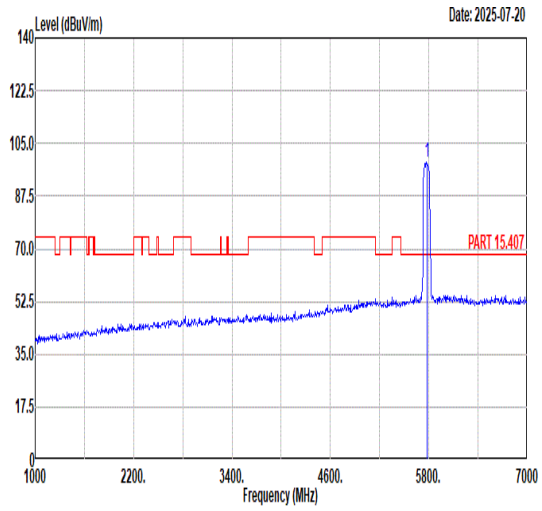 Freq Level Limit Line Margin Read Level Ant Factor Cable Loss Preamp Factor APos TPos Remark MHz dBuV/m dBuV/m dB dBuV dB/m dB dB cm deg 1 5775.00 98.85 ------ ------ 84.16 36.66 10.84 32.81 382 182 PEAK
Avg	Blank	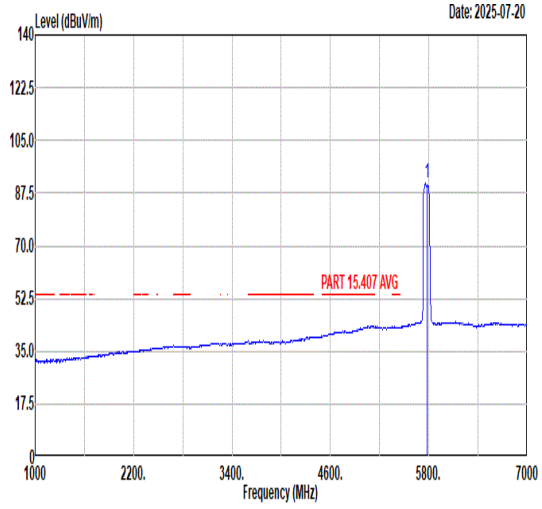 Freq Level Limit Line Margin Read Level Ant Factor Cable Loss Preamp Factor APos TPos Remark MHz dBuV/m dBuV/m dB dBuV dB/m dB dB cm deg 1 5775.00 90.80 ------ ------ 76.07 36.68 10.85 32.80 382 182 AVERAGE

Mode	41	
	Band Edge - R	
	U-NII-3_5.725-5.85_802.11ac VHT80_CH155_5775MHz	
ANT	22	
Pol.	Vertical	Fundamental
Peak	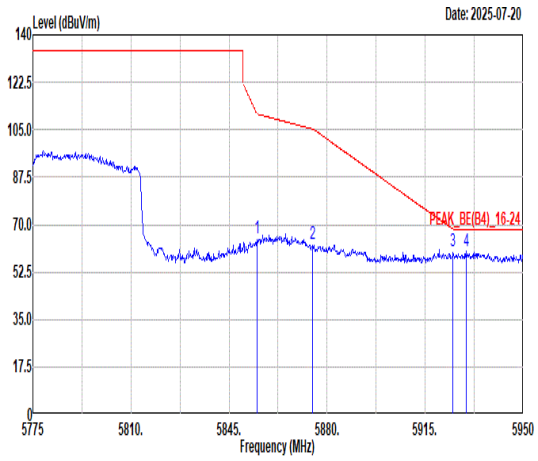 Freq Level Limit Line Margin Read Level Ant Factor Cable Loss Preamp Factor APos TPos Remark MHz dBuV/m dBuV/m dB dBuV dB/m dB dB cm deg 1 5854.98 64.85 110.86 -46.01 50.35 36.51 10.83 32.84 382 182 PEAK 2 5874.93 62.77 105.22 -42.45 48.23 36.55 10.84 32.85 382 182 PEAK 3 5924.98 60.03 68.22 -8.19 45.36 36.65 10.89 32.87 382 182 PEAK 4 5929.53 60.07 68.30 -8.23 45.39 36.66 10.89 32.87 382 182 PEAK	Blank

Mode	41	
	Harmonic	
	U-NII-3_5.725-5.85_802.11ac VHT80_CH155_5775MHz	
ANT	22	
Pol.	Horizontal	Vertical
Peak Avg	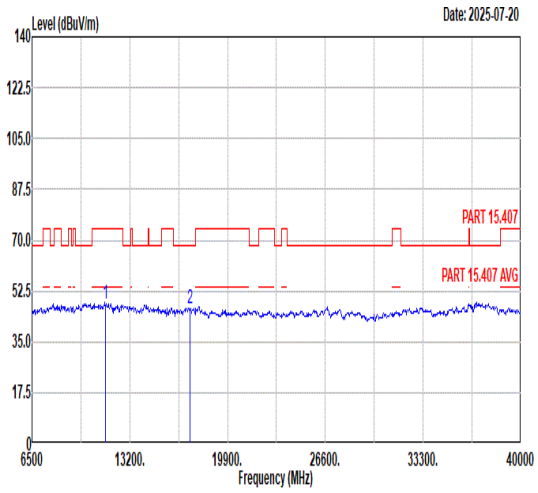 Freq Level Limit Line Margin Read Level Ant Factor Cable Loss Preamp Factor APos TPos Remark MHz dBuV/m dBuV/m dB dBuV dB/m dB dB cm deg 1 11550.00 48.28 74.00 -25.72 45.38 38.20 14.96 50.26 --- --- Peak 2 17325.00 46.32 68.30 -21.98 39.26 42.28 18.00 53.22 --- --- Peak	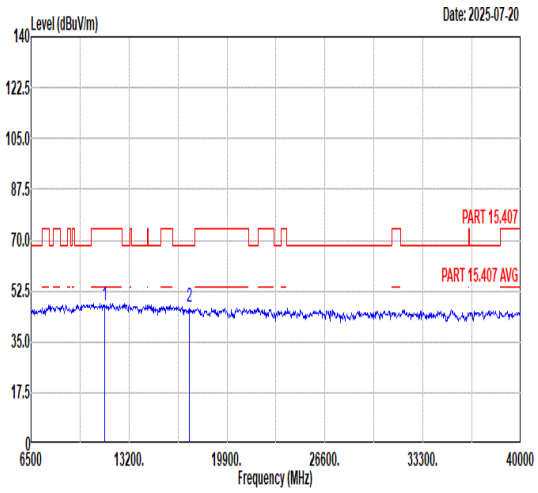 Freq Level Limit Line Margin Read Level Ant Factor Cable Loss Preamp Factor APos TPos Remark MHz dBuV/m dBuV/m dB dBuV dB/m dB dB cm deg 1 11550.00 47.78 74.00 -26.22 44.88 38.20 14.96 50.26 --- --- Peak 2 17325.00 46.89 68.30 -21.41 39.83 42.28 18.00 53.22 --- --- Peak

Mode	42	
	LF	
	U-NII-2A_5.25-5.35_802.11n HT40_CH62_5310MHz	
ANT	22	
Pol.	Horizontal	Vertical
Peak	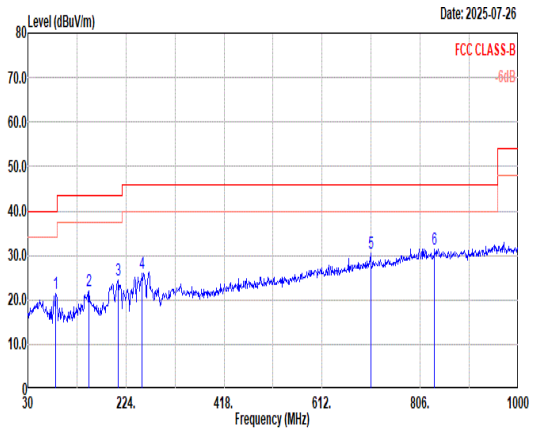	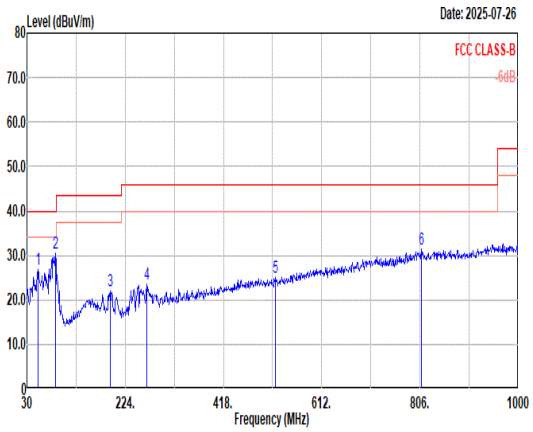

	Freq	Level	Limit Line	Margin	Read Level	Ant Factor	Cable Loss	Preamp Factor	APos	TPos	Remark
	MHz	dBuV/m	dBuV/m	dB	dBuV	dB/m	dB	dB	cm	deg	
1	85.29	21.38	40.00	-18.62	36.85	14.20	1.68	31.35	---	---	Peak
2	151.25	22.13	43.50	-21.37	34.52	16.48	2.23	31.10	---	---	Peak
3	208.48	24.32	43.50	-19.18	37.10	15.50	2.62	30.90	---	---	Peak
4	256.01	26.00	46.00	-20.00	34.41	19.60	2.89	30.90	---	---	Peak
5	708.03	30.60	46.00	-15.40	31.34	25.31	4.77	30.82	---	---	Peak
6	834.13	31.43	46.00	-14.57	30.95	26.37	5.18	31.07	---	---	Peak

	Freq	Level	Limit Line	Margin	Read Level	Ant Factor	Cable Loss	Preamp Factor	APos	TPos	Remark
	MHz	dBuV/m	dBuV/m	dB	dBuV	dB/m	dB	dB	cm	deg	
1	52.31	26.92	40.00	-13.08	42.88	13.94	1.32	31.22	---	---	Peak
2	86.26	30.49	40.00	-9.51	45.76	14.38	1.69	31.34	---	---	Peak
3	193.93	22.06	43.50	-21.44	35.13	15.32	2.53	30.92	---	---	Peak
4	266.68	23.40	46.00	-22.60	31.71	19.64	2.95	30.90	---	---	Peak
5	520.82	25.15	46.00	-20.85	27.62	24.24	4.11	30.82	---	---	Peak
6	808.91	31.47	46.00	-14.53	31.28	26.17	5.11	31.09	---	---	Peak

Mode	43
	LF
	U-NII-3_5.725-5.85_802.11ac VHT80_CH155_5775MHz
ANT	22

Pol.	Horizontal	Vertical
Peak	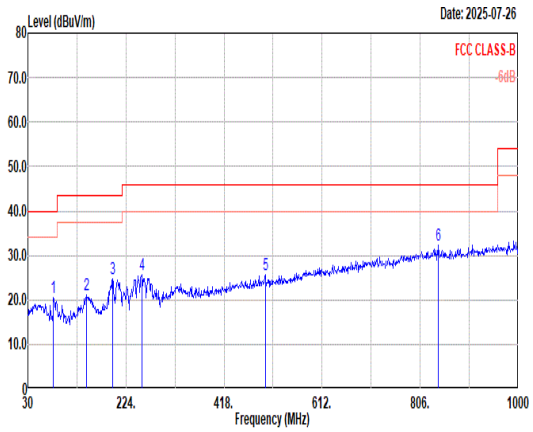	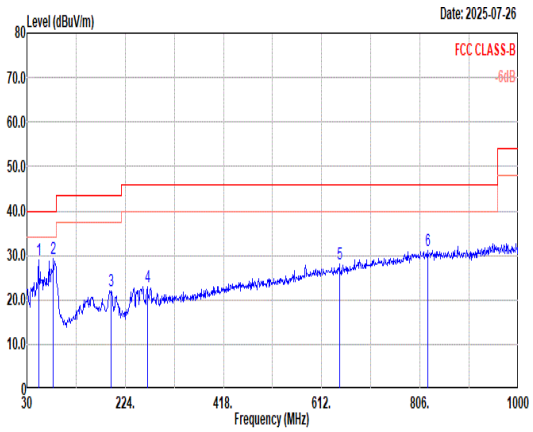

	Freq	Level	Limit Line	Margin	Read Level	Ant Factor	Cable Loss	Preamp Factor	APos	TPos	Remark
	MHz	dBuV/m	dBuV/m	dB	dBuV	dB/m	dB	dB	cm	deg	
1	80.44	20.51	40.00	-19.49	36.98	13.30	1.63	31.40	---	---	Peak
2	145.43	21.06	43.50	-22.44	33.07	16.91	2.19	31.11	---	---	Peak
3	197.81	24.87	43.50	-18.63	37.78	15.44	2.56	30.91	---	---	Peak
4	256.01	25.73	46.00	-20.27	34.14	19.60	2.89	30.90	---	---	Peak
5	499.48	25.72	46.00	-20.28	28.70	23.69	4.03	30.70	---	---	Peak
6	841.89	32.34	46.00	-13.66	31.75	26.44	5.21	31.06	---	---	Peak

	Freq	Level	Limit Line	Margin	Read Level	Ant Factor	Cable Loss	Preamp Factor	APos	TPos	Remark
	MHz	dBuV/m	dBuV/m	dB	dBuV	dB/m	dB	dB	cm	deg	
1	53.28	28.92	40.00	-11.08	45.04	13.76	1.34	31.22	---	---	Peak
2	82.38	29.40	40.00	-10.60	45.47	13.66	1.65	31.38	---	---	Peak
3	195.87	22.13	43.50	-21.37	35.13	15.38	2.54	30.92	---	---	Peak
4	267.65	22.92	46.00	-23.08	31.31	19.56	2.95	30.90	---	---	Peak
5	646.92	28.03	46.00	-17.97	29.18	25.18	4.58	30.91	---	---	Peak
6	821.52	31.15	46.00	-14.85	30.82	26.27	5.14	31.08	---	---	Peak

Mode	46	
	Band Edge	
	U-NII-2C_5.47-5.725_802.11n HT20_CH104_5520MHz	
ANT	22	
Pol.	Horizontal	Fundamental
Peak	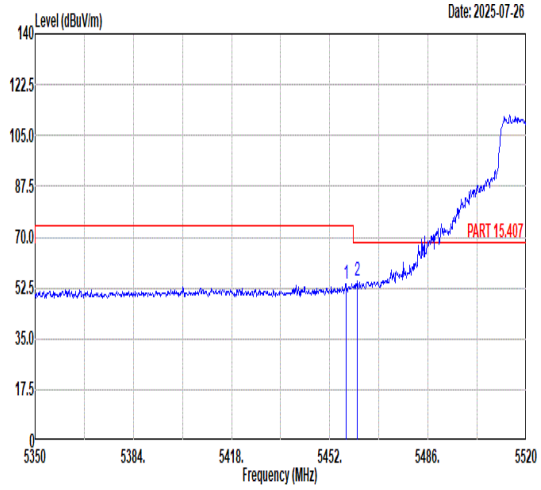 Freq Level Limit Line Margin (dB) Read Level Ant Factor Cable Loss Preamp Factor APos TPos Remark MHz dBuV/m dBuV/m dBuV dB/m dB dB cm deg 1 5457.61 54.14 74.00 -19.86 40.36 35.93 10.54 32.69 100 61 PEAK 2 5461.52 54.68 68.30 -13.62 40.87 35.95 10.55 32.69 100 61 PEAK	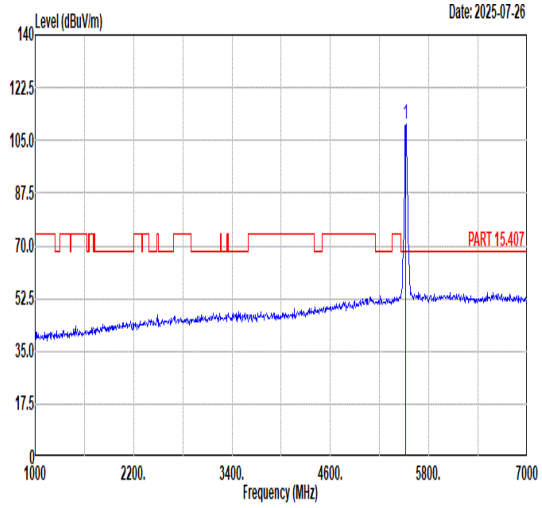 Freq Level Limit Line Margin (dB) Read Level Ant Factor Cable Loss Preamp Factor APos TPos Remark MHz dBuV/m dBuV/m dBuV dB/m dB dB cm deg 1 5520.00 110.64 ------ ------ 96.60 36.15 10.60 32.71 100 61 PEAK
Avg	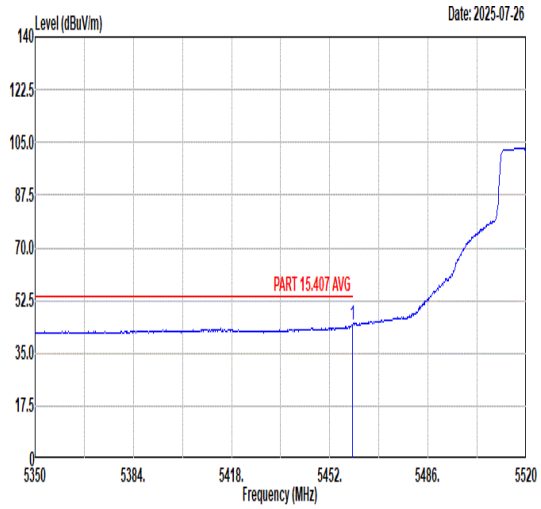 Freq Level Limit Line Margin (dB) Read Level Ant Factor Cable Loss Preamp Factor APos TPos Remark MHz dBuV/m dBuV/m dBuV dB/m dB dB cm deg 1 5459.99 44.51 54.00 -9.49 30.72 35.94 10.54 32.69 100 61 AVERAGE	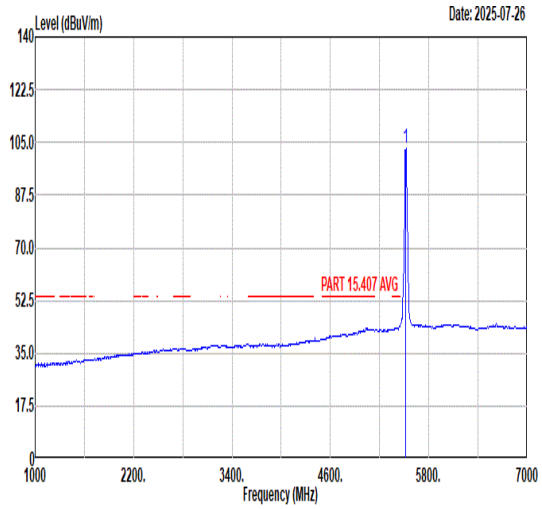 Freq Level Limit Line Margin (dB) Read Level Ant Factor Cable Loss Preamp Factor APos TPos Remark MHz dBuV/m dBuV/m dBuV dB/m dB dB cm deg 1 5520.00 102.81 ------ ------ 88.77 36.15 10.60 32.71 100 61 AVERAGE

Mode	46	
	Band Edge	
	U-NII-2C_5.47-5.725_802.11n HT20_CH104_5520MHz	
ANT	22	
Pol.	Vertical	Fundamental
Peak	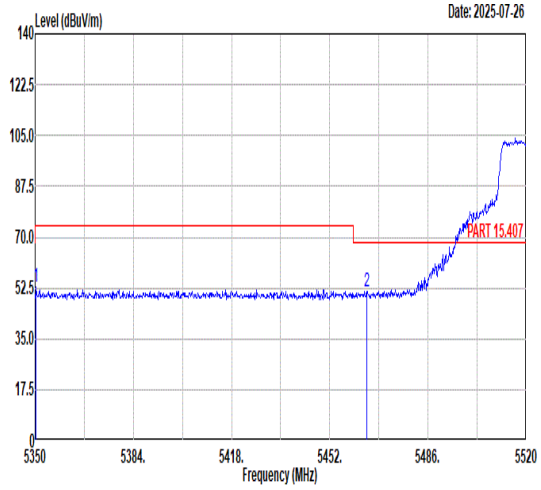 Freq Level Limit Line Margin (dB) Read Level Ant Factor Cable Loss Preamp Factor APos TPos Remark MHz dBuV/m dBuV/m dBuV dB/m dB dB cm deg 1 5350.34 52.97 74.00 -21.03 38.99 36.10 10.55 32.67 379 347 PEAK 2 5464.92 51.27 68.30 -17.03 37.45 35.96 10.55 32.69 379 347 PEAK	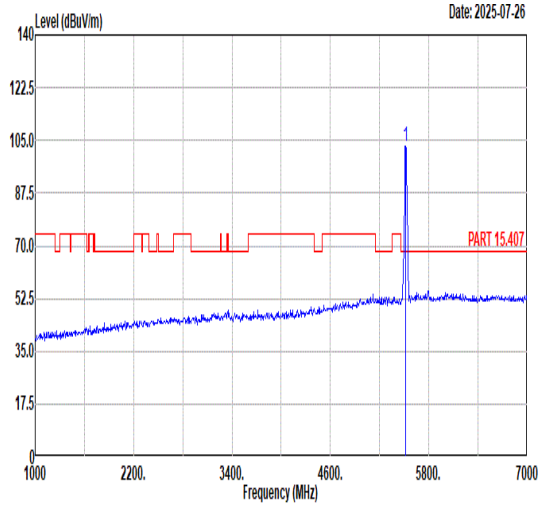 Freq Level Limit Line Margin (dB) Read Level Ant Factor Cable Loss Preamp Factor APos TPos Remark MHz dBuV/m dBuV/m dBuV dB/m dB dB cm deg 1 5520.00 103.06 ------ ------ 89.03 36.14 10.60 32.71 379 347 PEAK
Avg	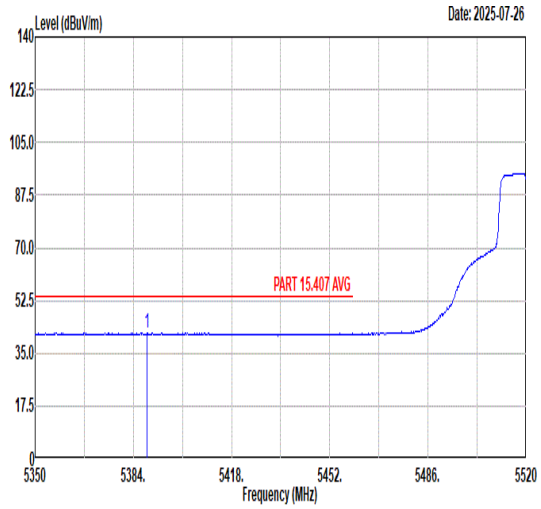 Freq Level Limit Line Margin (dB) Read Level Ant Factor Cable Loss Preamp Factor APos TPos Remark MHz dBuV/m dBuV/m dBuV dB/m dB dB cm deg 1 5388.76 41.70 54.00 -12.30 27.85 36.02 10.51 32.68 379 347 AVERAGE	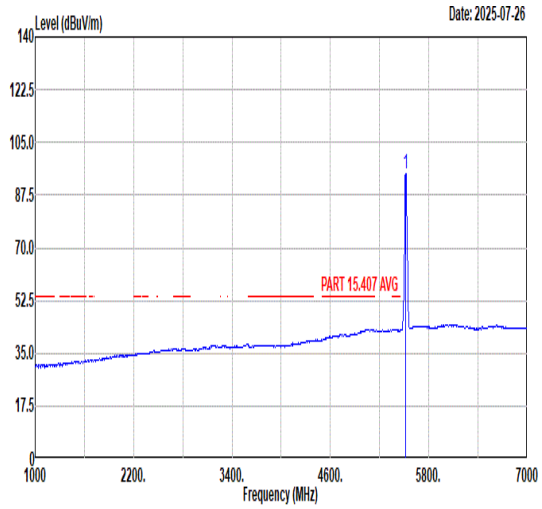 Freq Level Limit Line Margin (dB) Read Level Ant Factor Cable Loss Preamp Factor APos TPos Remark MHz dBuV/m dBuV/m dBuV dB/m dB dB cm deg 1 5520.00 94.80 ------ ------ 80.77 36.14 10.60 32.71 379 347 AVERAGE

Mode	47	
	Band Edge	
	U-NII-2C_5.47-5.725_802.11n HT20_CH136_5680MHz	
ANT	22	
Pol.	Horizontal	Fundamental
Peak	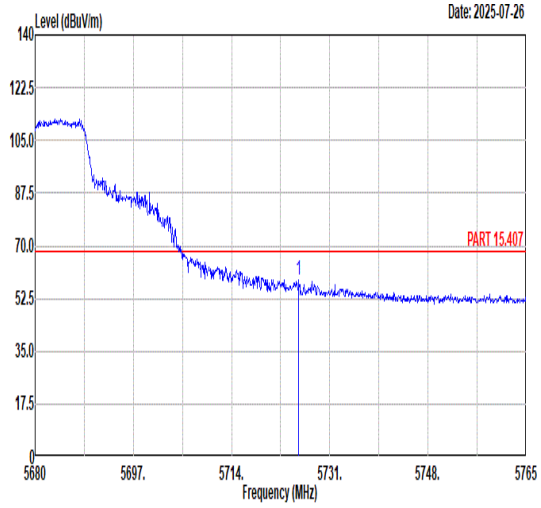 Freq Level Limit Line Margin (dB) Read Level Ant Factor Cable Loss Preamp Factor APos TPos Remark MHz dBuV/m dBuV/m dBuV dB/m dB dB cm deg 1 5725.65 58.52 68.30 -9.78 43.79 36.65 10.87 32.79 100 64 PEAK	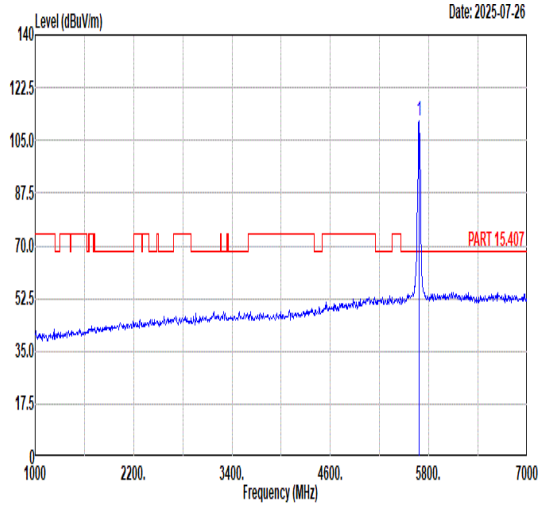 Freq Level Limit Line Margin (dB) Read Level Ant Factor Cable Loss Preamp Factor APos TPos Remark MHz dBuV/m dBuV/m dBuV dB/m dB dB cm deg 1 5680.00 111.36 ------ ------ 96.67 36.57 10.89 32.77 100 64 PEAK
Avg	Blank	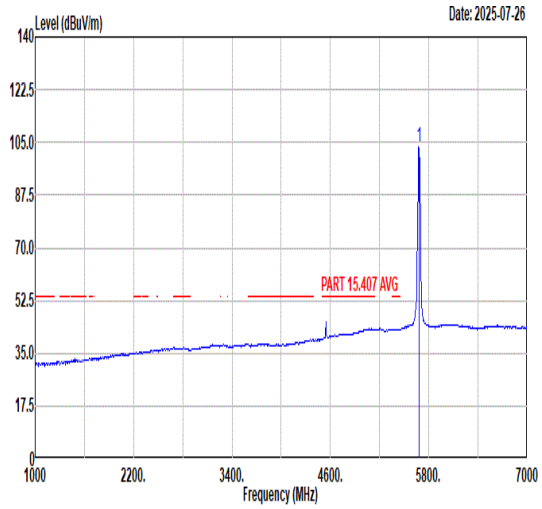 Freq Level Limit Line Margin (dB) Read Level Ant Factor Cable Loss Preamp Factor APos TPos Remark MHz dBuV/m dBuV/m dBuV dB/m dB dB cm deg 1 5680.00 103.31 ------ ------ 88.67 36.55 10.86 32.77 100 64 AVERAGE

Mode	47	
	Band Edge	
	U-NII-2C_5.47-5.725_802.11n HT20_CH136_5680MHz	
ANT	22	
Pol.	Vertical	Fundamental
Peak	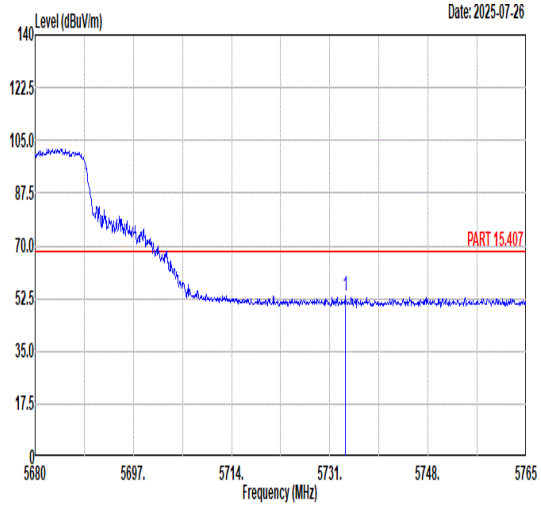 Freq Level Limit Line Margin (dB) Read Level Ant Factor Cable Loss Preamp Factor APos TPos Remark MHz dBuV/m dBuV/m dBuV dB/m dB dB cm deg 1 5733.64 53.44 68.30 -14.86 38.69 36.67 10.87 32.79 396 342 PEAK	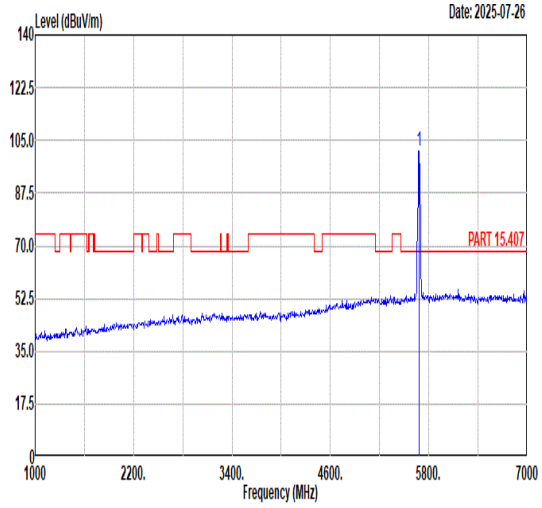 Freq Level Limit Line Margin (dB) Read Level Ant Factor Cable Loss Preamp Factor APos TPos Remark MHz dBuV/m dBuV/m dBuV dB/m dB dB cm deg 1 5680.00 101.41 ------ ------ 86.77 36.55 10.86 32.77 396 342 PEAK
Avg	Blank	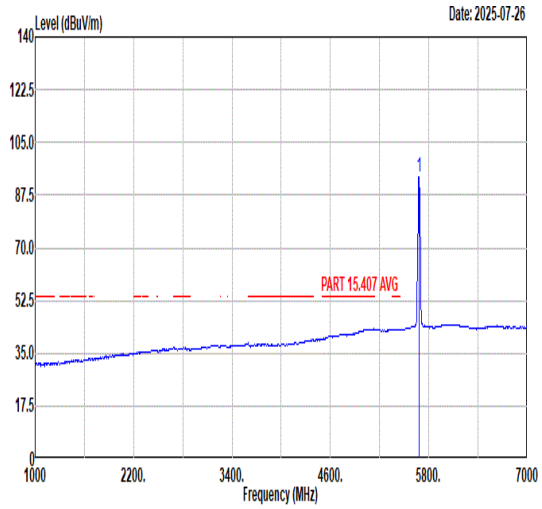 Freq Level Limit Line Margin (dB) Read Level Ant Factor Cable Loss Preamp Factor APos TPos Remark MHz dBuV/m dBuV/m dBuV dB/m dB dB cm deg 1 5680.00 93.55 ------ ------ 78.89 36.56 10.87 32.77 396 342 AVERAGE

Mode	48	
	Band Edge - L	
	U-NII-2C_5.15-5.25_802.11n HT40_CH126_5630MHz	
ANT	22	
Pol.	Horizontal	Fundamental
Peak	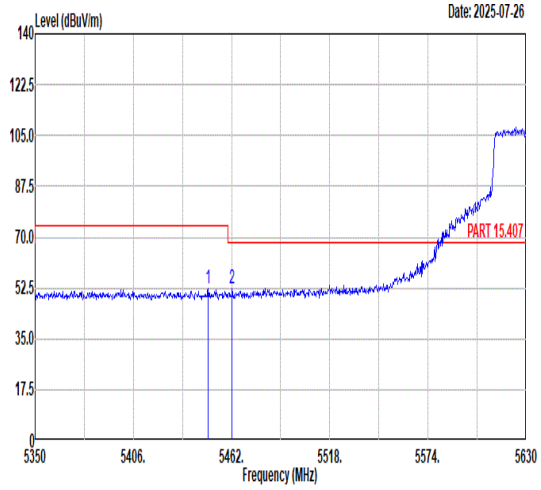 Freq Level Limit Line Margin (dB) Read Level Ant Factor Cable Loss Preamp Factor APos TPos Remark MHz dBuV/m dBuV/m dBuV dB/m dB dB cm deg 1 5448.56 52.35 74.00 -21.65 38.60 35.90 10.54 32.69 100 59 PEAK 2 5462.28 52.12 68.30 -16.18 38.31 35.95 10.55 32.69 100 59 PEAK	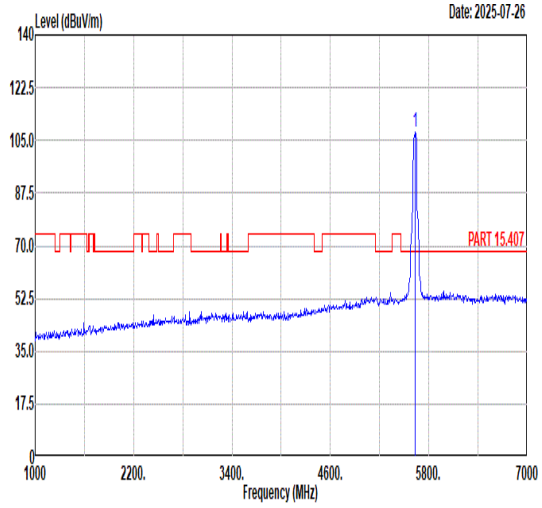 Freq Level Limit Line Margin (dB) Read Level Ant Factor Cable Loss Preamp Factor APos TPos Remark MHz dBuV/m dBuV/m dBuV dB/m dB dB cm deg 1 5630.00 107.66 ------ ------ 93.19 36.45 10.78 32.76 100 59 PEAK
Avg	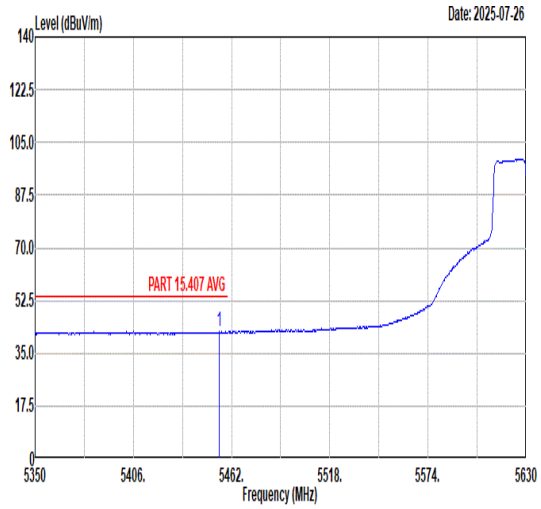 Freq Level Limit Line Margin (dB) Read Level Ant Factor Cable Loss Preamp Factor APos TPos Remark MHz dBuV/m dBuV/m dBuV dB/m dB dB cm deg 1 5455.00 42.08 54.00 -11.92 28.31 35.92 10.54 32.69 100 59 AVERAGE	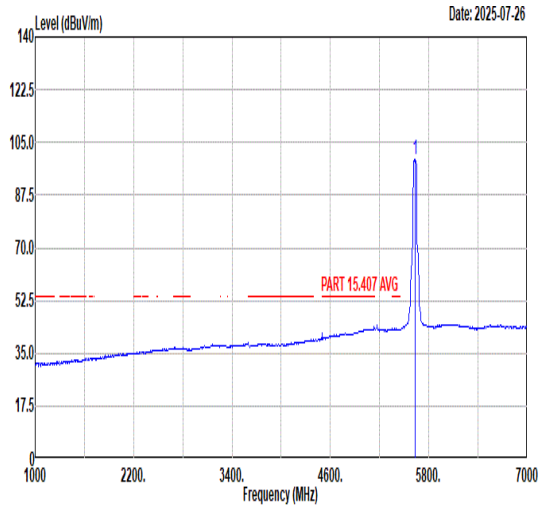 Freq Level Limit Line Margin (dB) Read Level Ant Factor Cable Loss Preamp Factor APos TPos Remark MHz dBuV/m dBuV/m dBuV dB/m dB dB cm deg 1 5630.00 99.21 ------ ------ 84.81 36.40 10.75 32.75 100 59 AVERAGE

Mode	48	
	Band Edge - R	
	U-NII-2C_5.15-5.25_802.11n HT40_CH126_5630MHz	
ANT	22	
Pol.	Horizontal	Fundamental
Peak	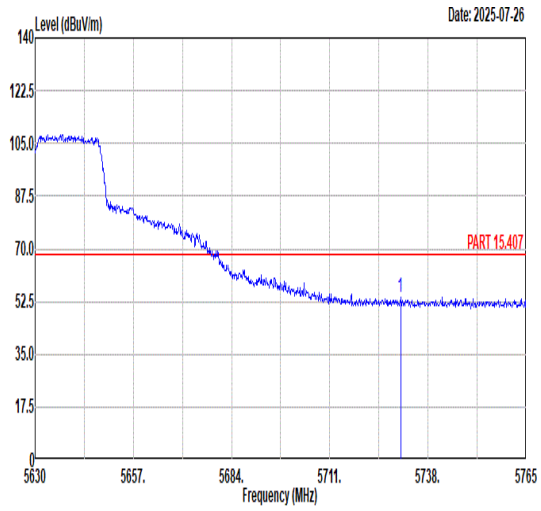 Freq Level Limit Line Margin (dB) Read Level Ant Factor Cable Loss Preamp Factor APos TPos Remark MHz dBuV/m dBuV/m dBuV dB/m dB dB cm deg 1 5730.44 53.89 68.30 -14.41 39.15 36.66 10.87 32.79 100 59 PEAK	Blank

Mode	48
	Band Edge - L
	U-NII-2C_5.15-5.25_802.11n HT40_CH126_5630MHz
ANT	22

Pol.	Vertical	Fundamental
Peak	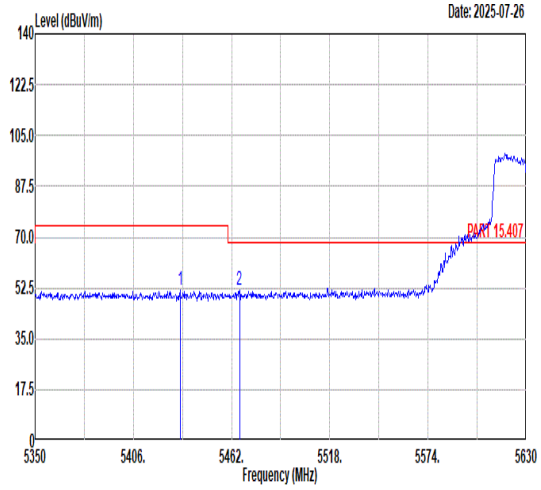 Freq Level Limit Line Margin (dB) Read Level Ant Factor Cable Loss Preamp Factor APos TPos Remark 1 5432.60 51.60 74.00 -22.40 37.84 35.93 10.52 32.69 385 347 PEAK 2 5466.48 51.88 68.30 -16.42 38.05 35.97 10.55 32.69 385 347 PEAK	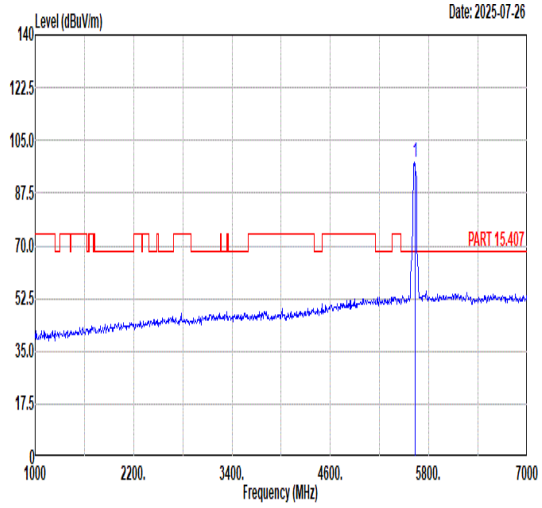 Freq Level Limit Line Margin (dB) Read Level Ant Factor Cable Loss Preamp Factor APos TPos Remark 1 5630.00 97.85 ------ ------ 83.48 36.38 10.74 32.75 385 347 PEAK
Avg	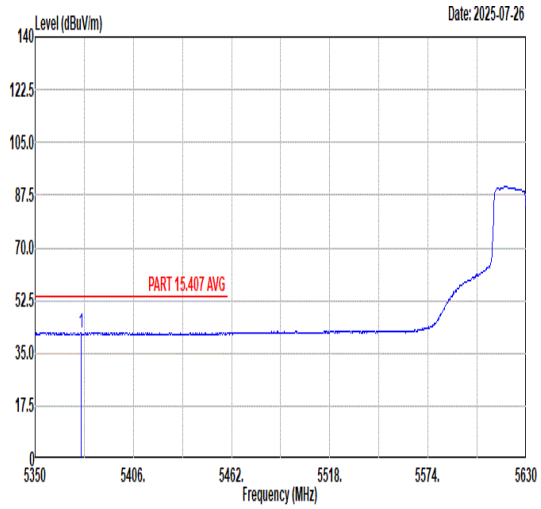 Freq Level Limit Line Margin (dB) Read Level Ant Factor Cable Loss Preamp Factor APos TPos Remark 1 5376.04 41.81 54.00 -12.19 27.91 36.05 10.53 32.68 385 347 AVERAGE	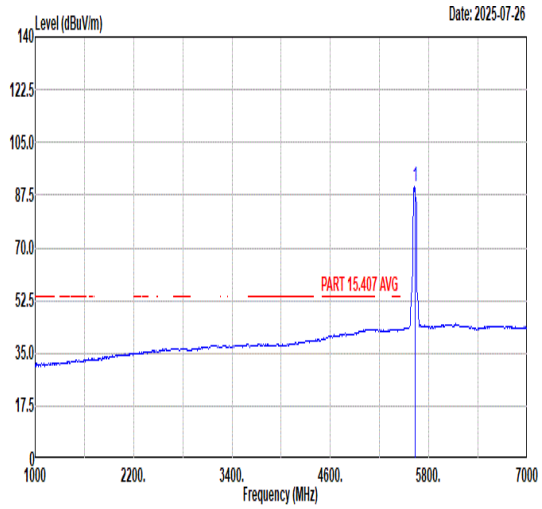 Freq Level Limit Line Margin (dB) Read Level Ant Factor Cable Loss Preamp Factor APos TPos Remark 1 5630.00 90.23 ------ ------ 75.86 36.38 10.74 32.75 385 347 AVERAGE

Mode	48	
	Band Edge - R	
	U-NII-2C_5.15-5.25_802.11n HT40_CH126_5630MHz	
ANT	22	
Pol.	Vertical	Fundamental
Peak	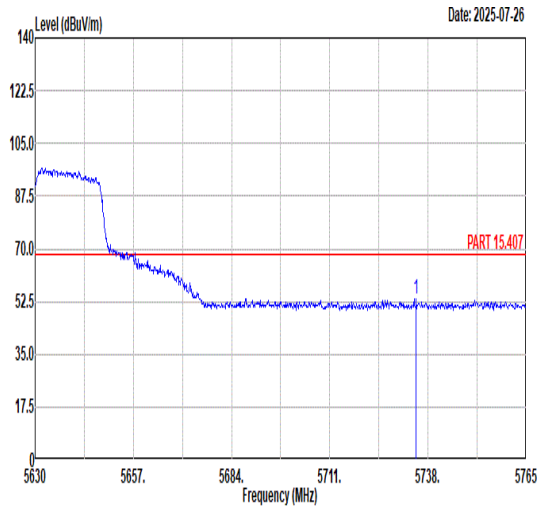 Freq Level Limit Line Margin (dB) Read Level Ant Factor Cable Loss Preamp Factor APos TPos Remark MHz dBuV/m dBuV/m dBuV dB/m dB dB cm deg 1 5734.76 53.40 68.30 -14.90 38.65 36.67 10.87 32.79 385 347 PEAK	Blank

Mode	49
	Band Edge - L
	U-NII-2C_5.47-5.725_802.11n HT40_CH110_5550MHz
ANT	22

Pol.	Horizontal	Fundamental
Peak	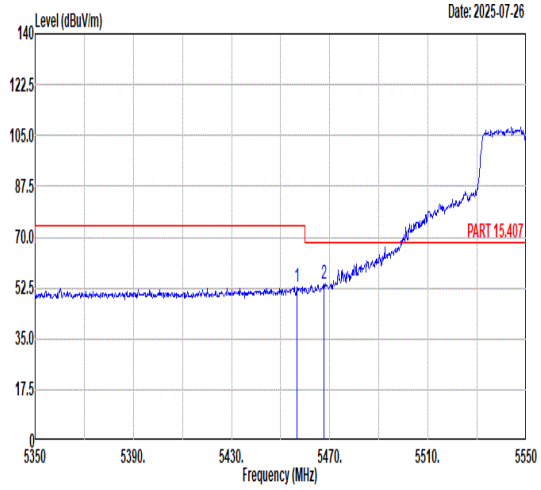 Freq Level Limit Line Margin (dB) Read Level Ant Factor Cable Loss Preamp Factor APos TPos Remark 1 5456.60 52.86 74.00 -21.14 39.08 35.93 10.54 32.69 100 60 PEAK 2 5467.60 54.00 68.30 -14.30 40.17 35.97 10.55 32.69 100 60 PEAK	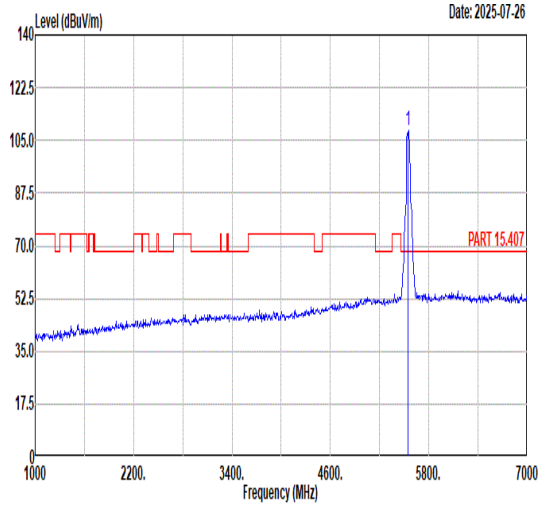 Freq Level Limit Line Margin (dB) Read Level Ant Factor Cable Loss Preamp Factor APos TPos Remark 1 5550.00 108.09 ------ ------ 93.96 36.21 10.64 32.72 100 60 PEAK
Avg	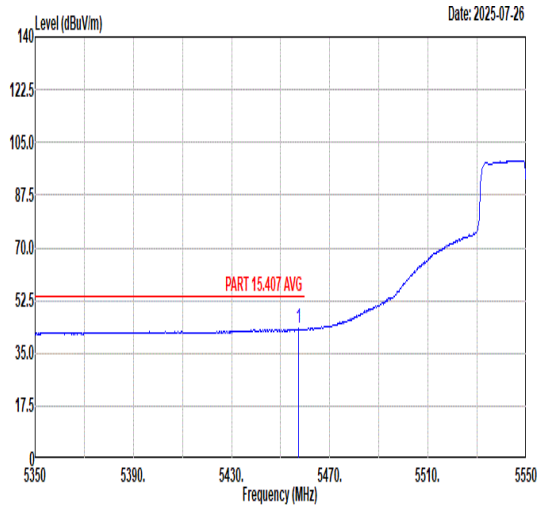 Freq Level Limit Line Margin (dB) Read Level Ant Factor Cable Loss Preamp Factor APos TPos Remark 1 5457.20 43.06 54.00 -10.94 29.28 35.93 10.54 32.69 100 60 AVERAGE	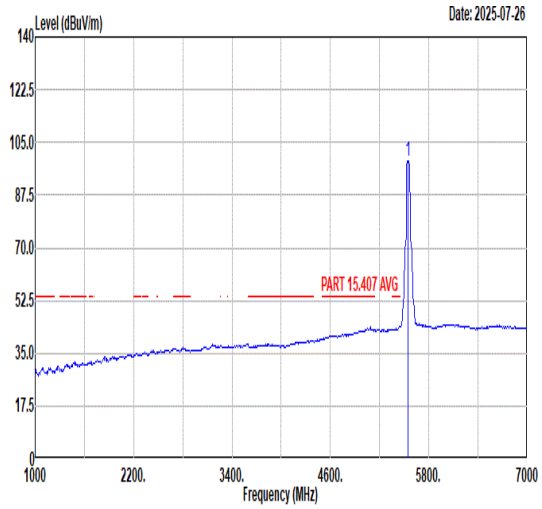 Freq Level Limit Line Margin (dB) Read Level Ant Factor Cable Loss Preamp Factor APos TPos Remark 1 5550.00 99.00 ------ ------ 84.87 36.21 10.64 32.72 100 60 AVERAGE

Mode	49	
	Band Edge - R	
	U-NII-2C_5.47-5.725_802.11n HT40_CH110_5550MHz	
ANT	22	
Pol.	Horizontal	Fundamental
Peak	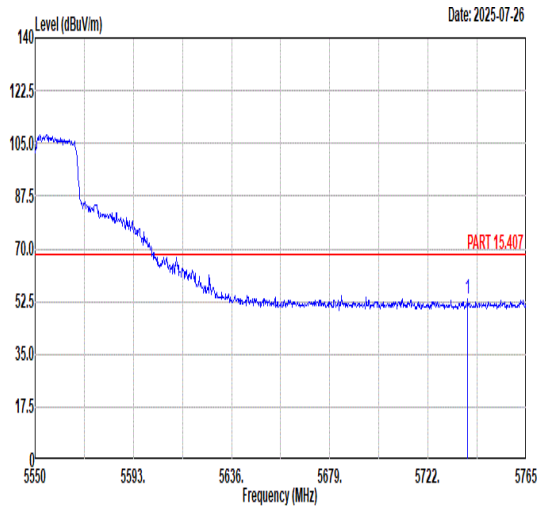 Freq Level Limit Line Margin (dB) Read Level Ant Factor Cable Loss Preamp Factor APos TPos Remark MHz dBuV/m dBuV/m dBuV dB/m dB dB cm deg 1 5739.42 53.16 68.30 -15.14 38.42 36.68 10.86 32.80 100 60 PEAK	Blank

Mode	49
	Band Edge - L
	U-NII-2C_5.47-5.725_802.11n HT40_CH110_5550MHz
ANT	22

Pol.	Vertical	Fundamental
Peak	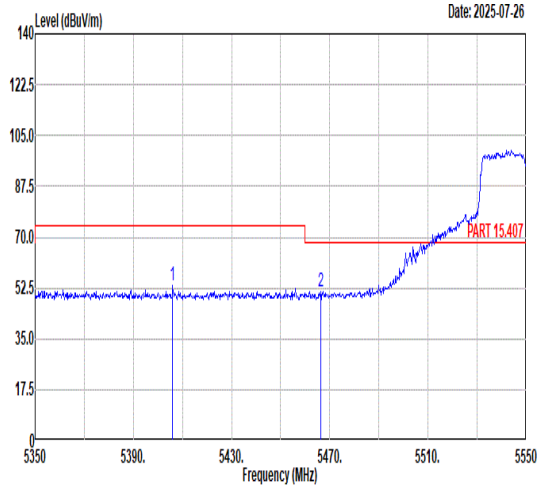 Freq Level Limit Line Margin (dB) Read Level Ant Factor Cable Loss Preamp Factor APos TPos Remark 1 5406.00 53.30 74.00 -20.70 39.49 35.99 10.50 32.68 375 347 PEAK 2 5466.20 51.47 68.30 -16.83 37.65 35.96 10.55 32.69 375 347 PEAK	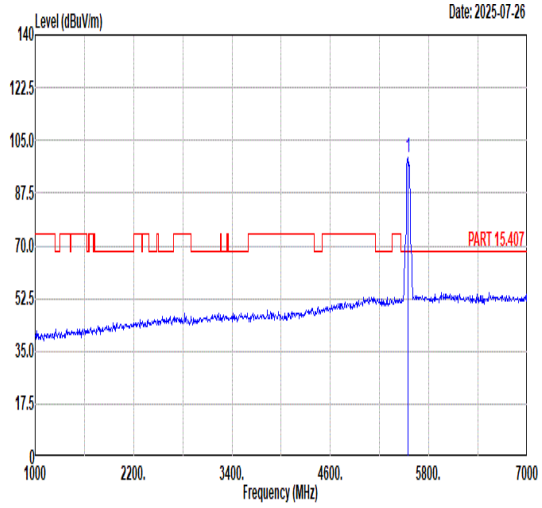 Freq Level Limit Line Margin (dB) Read Level Ant Factor Cable Loss Preamp Factor APos TPos Remark 1 5550.00 99.46 ------ ------ 85.37 36.18 10.63 32.72 375 347 PEAK
Avg	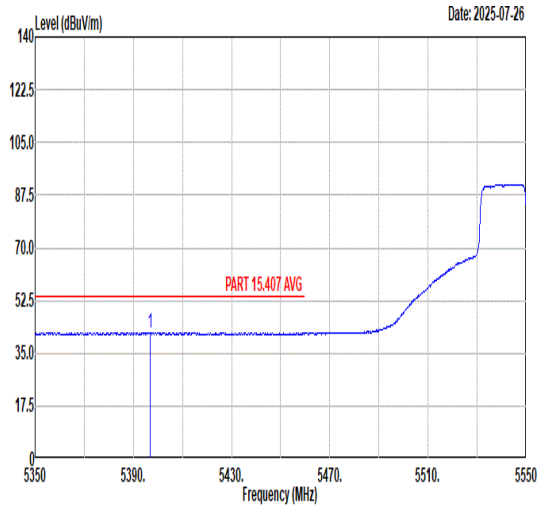 Freq Level Limit Line Margin (dB) Read Level Ant Factor Cable Loss Preamp Factor APos TPos Remark 1 5397.00 41.89 54.00 -12.11 28.05 36.01 10.51 32.68 375 347 AVERAGE	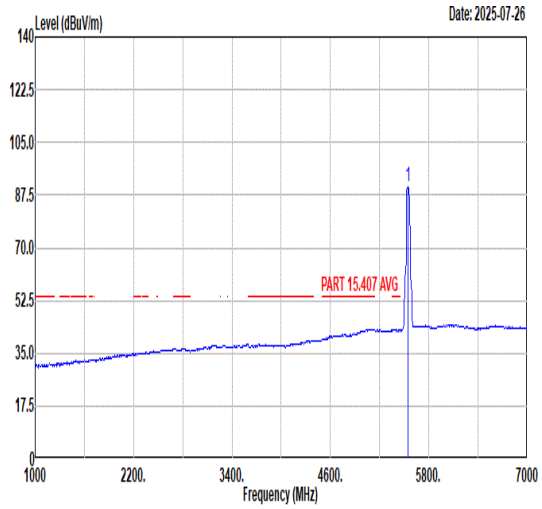 Freq Level Limit Line Margin (dB) Read Level Ant Factor Cable Loss Preamp Factor APos TPos Remark 1 5550.00 90.41 ------ ------ 76.32 36.18 10.63 32.72 375 347 AVERAGE

Mode	49	
	Band Edge - R	
	U-NII-2C_5.47-5.725_802.11n HT40_CH110_5550MHz	
ANT	22	
Pol.	Vertical	Fundamental
Peak	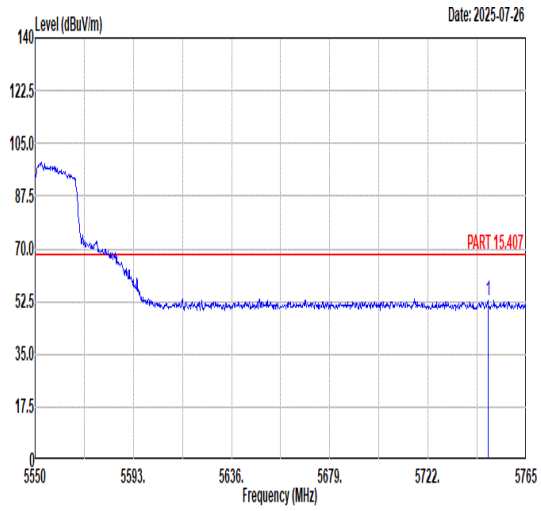 Freq Level Limit Line Margin (dB) Read Level Ant Factor Cable Loss Preamp Factor APos TPos Remark MHz dBuV/m dBuV/m dBuV dB/m dB dB cm deg 1 5748.23 52.84 68.30 -15.46 38.08 36.70 10.86 32.80 375 347 PEAK	Blank

Mode	50	
	Band Edge	
	U-NII-2C_5.47-5.725_802.11a_CH136_5680MHz	
ANT	22	
Pol.	Horizontal	Fundamental
Peak	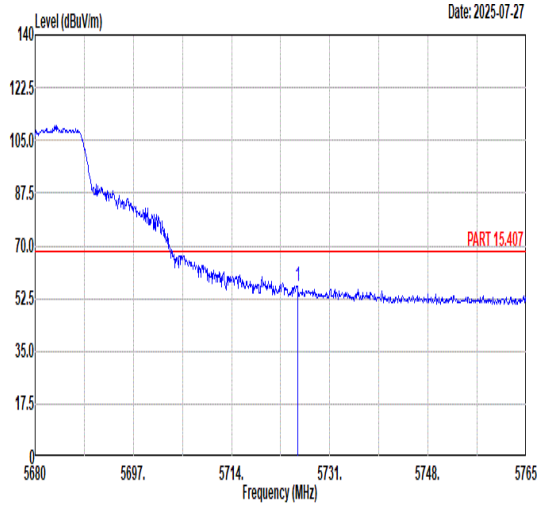 Freq Level Limit Line Margin (dB) Read Level Ant Factor Cable Loss Preamp Factor APos TPos Remark MHz dBuV/m dBuV/m dBuV dB/m dB dB cm deg 1 5725.39 56.73 68.30 -11.57 42.00 36.65 10.87 32.79 100 52 PEAK	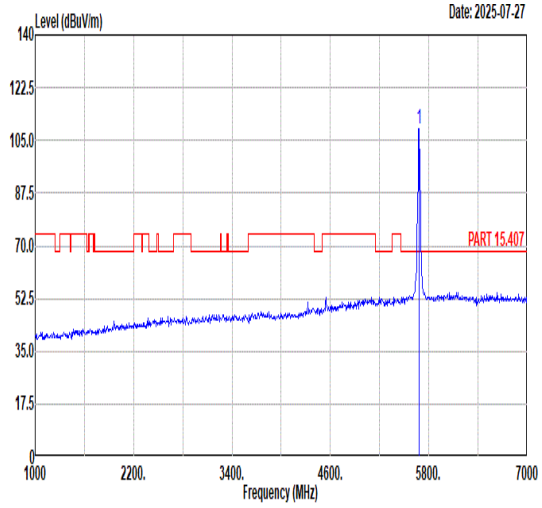 Freq Level Limit Line Margin (dB) Read Level Ant Factor Cable Loss Preamp Factor APos TPos Remark MHz dBuV/m dBuV/m dBuV dB/m dB dB cm deg 1 5680.00 109.02 ------ ------ 94.38 36.55 10.86 32.77 100 52 PEAK
Avg	Blank	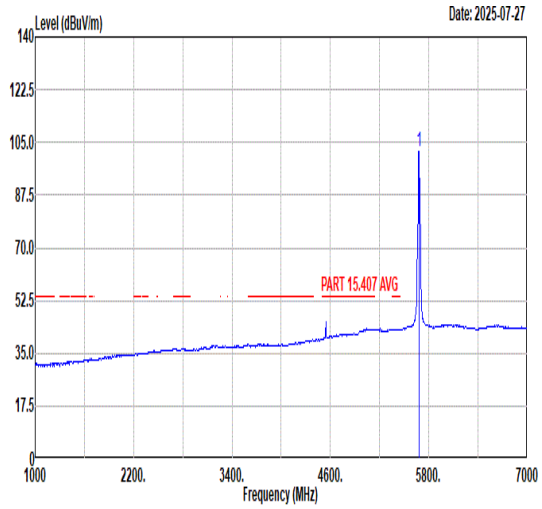 Freq Level Limit Line Margin (dB) Read Level Ant Factor Cable Loss Preamp Factor APos TPos Remark MHz dBuV/m dBuV/m dBuV dB/m dB dB cm deg 1 5680.00 102.22 ------ ------ 87.58 36.55 10.86 32.77 100 52 AVERAGE

Mode	50	
	Band Edge	
	U-NII-2C_5.47-5.725_802.11a_CH136_5680MHz	
ANT	22	
Pol.	Vertical	Fundamental
Peak	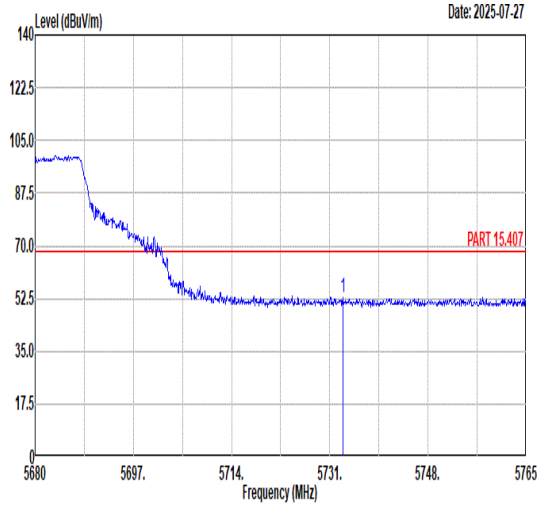 Freq Level Limit Line Margin (dB) Read Level Ant Factor Cable Loss Preamp Factor APos TPos Remark MHz dBuV/m dBuV/m dBuV dB/m dB dB cm deg 1 5733.30 53.00 68.30 -15.30 38.25 36.67 10.87 32.79 398 359 PEAK	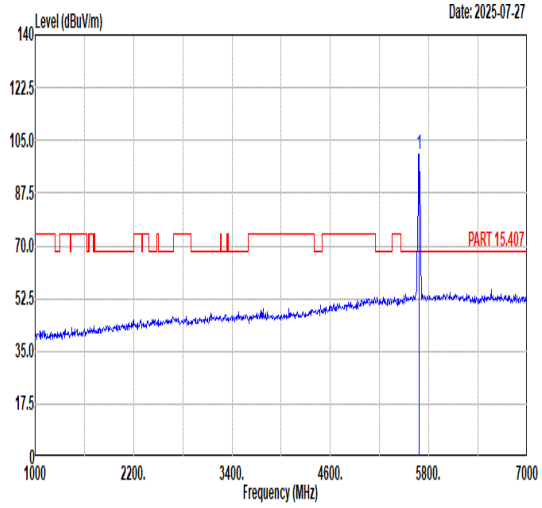 Freq Level Limit Line Margin (dB) Read Level Ant Factor Cable Loss Preamp Factor APos TPos Remark MHz dBuV/m dBuV/m dBuV dB/m dB dB cm deg 1 5680.00 100.54 ------ ------ 85.90 36.55 10.86 32.77 398 359 PEAK
Avg	Blank	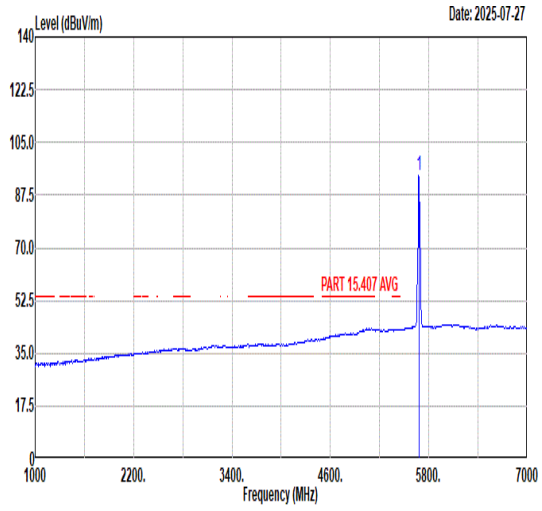 Freq Level Limit Line Margin (dB) Read Level Ant Factor Cable Loss Preamp Factor APos TPos Remark MHz dBuV/m dBuV/m dBuV dB/m dB dB cm deg 1 5680.00 93.99 ------ ------ 79.35 36.55 10.86 32.77 398 359 AVERAGE

Mode	51	
	Band Edge	
	U-NII-2C_5.47-5.725_802.11a_CH104_5520MHz	
ANT	22	
Pol.	Horizontal	Fundamental
Peak	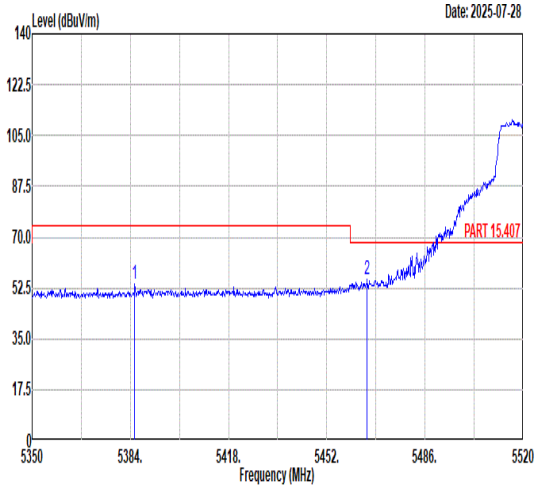 Freq Level Limit Line Margin (dB) Read Level Ant Factor Cable Loss Preamp Factor APos TPos Remark MHz dBuV/m dBuV/m dBuV dB/m dB dB cm deg 1 5385.53 53.80 74.00 -20.20 39.93 36.03 10.52 32.68 100 61 PEAK 2 5465.94 55.41 68.30 -12.89 41.59 35.96 10.55 32.69 100 61 PEAK	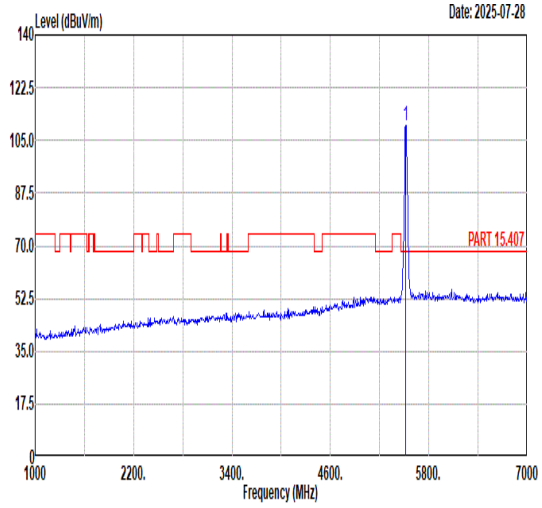 Freq Level Limit Line Margin (dB) Read Level Ant Factor Cable Loss Preamp Factor APos TPos Remark MHz dBuV/m dBuV/m dBuV dB/m dB dB cm deg 1 5520.00 109.89 ------ ------ 95.85 36.15 10.60 32.71 100 61 PEAK
Avg	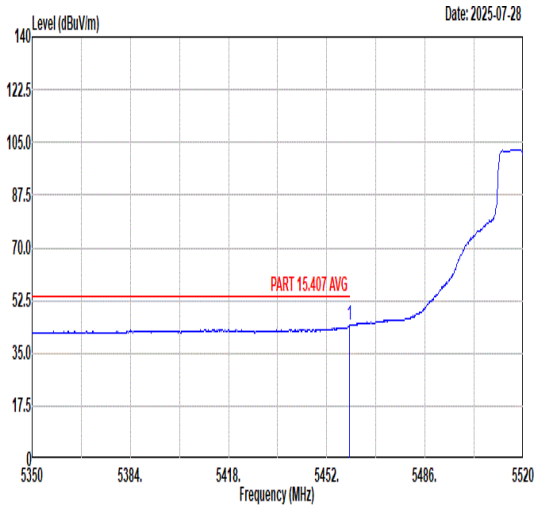 Freq Level Limit Line Margin (dB) Read Level Ant Factor Cable Loss Preamp Factor APos TPos Remark MHz dBuV/m dBuV/m dBuV dB/m dB dB cm deg 1 5459.99 44.29 54.00 -9.71 30.50 35.94 10.54 32.69 100 61 AVERAGE	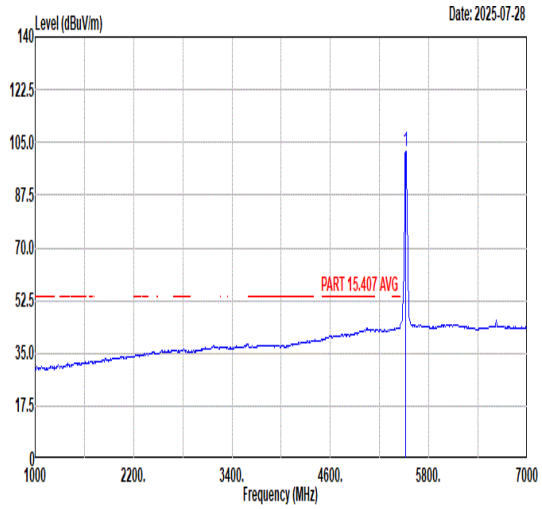 Freq Level Limit Line Margin (dB) Read Level Ant Factor Cable Loss Preamp Factor APos TPos Remark MHz dBuV/m dBuV/m dBuV dB/m dB dB cm deg 1 5520.00 102.13 ------ ------ 88.09 36.15 10.60 32.71 100 61 AVERAGE

Mode	51	
	Band Edge	
	U-NII-2C_5.47-5.725_802.11a_CH104_5520MHz	
ANT	22	
Pol.	Vertical	Fundamental
Peak	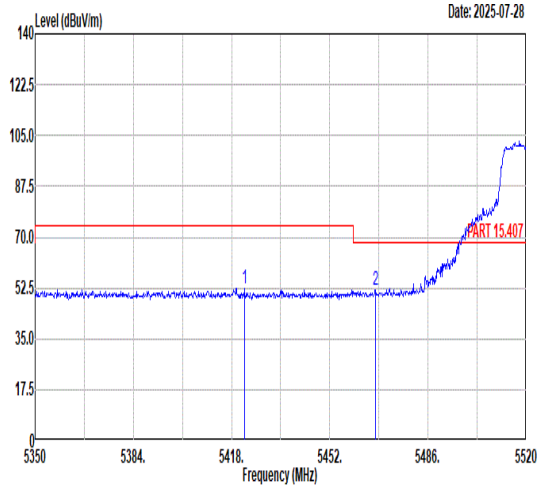 Freq Level Limit Line Margin (dB) Read Level Ant Factor Cable Loss Preamp Factor APos TPos Remark MHz dBuV/m dBuV/m dBuV dB/m dB dB cm deg 1 5422.42 52.33 74.00 -21.67 38.53 35.96 10.52 32.68 380 349 PEAK 2 5467.81 51.89 68.30 -16.41 38.06 35.97 10.55 32.69 380 349 PEAK	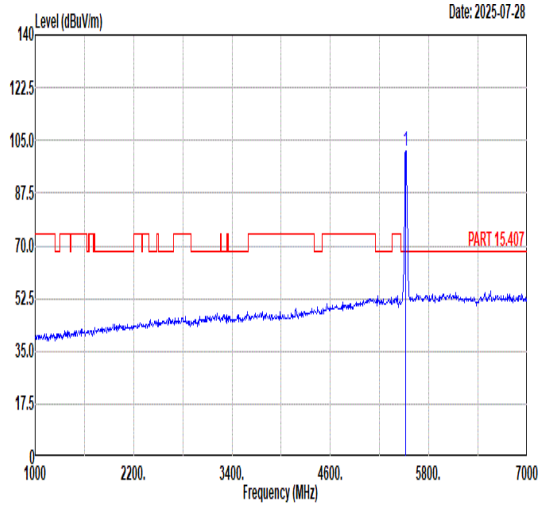 Freq Level Limit Line Margin (dB) Read Level Ant Factor Cable Loss Preamp Factor APos TPos Remark MHz dBuV/m dBuV/m dBuV dB/m dB dB cm deg 1 5520.00 101.57 ------ ------ 87.53 36.15 10.60 32.71 380 349 PEAK
Avg	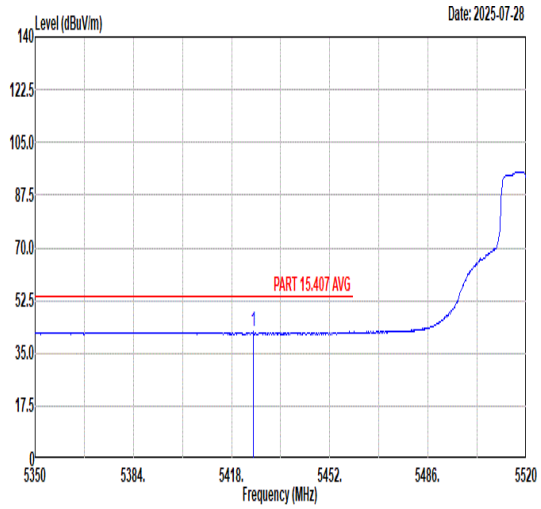 Freq Level Limit Line Margin (dB) Read Level Ant Factor Cable Loss Preamp Factor APos TPos Remark MHz dBuV/m dBuV/m dBuV dB/m dB dB cm deg 1 5425.48 42.10 54.00 -11.90 28.32 35.95 10.52 32.69 380 349 AVERAGE	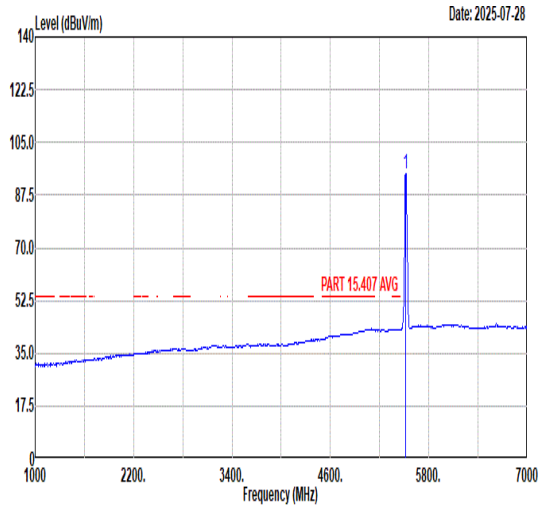 Freq Level Limit Line Margin (dB) Read Level Ant Factor Cable Loss Preamp Factor APos TPos Remark MHz dBuV/m dBuV/m dBuV dB/m dB dB cm deg 1 5520.00 94.67 ------ ------ 80.63 36.15 10.60 32.71 380 349 AVERAGE

Co-location

Mode	52	
	Band Edge - L	
	U-NII-2A_5.25-5.35_802.11n HT40_CH62_5310MHz+B13	
ANT	22	
Pol.	Horizontal	Fundamental
Peak	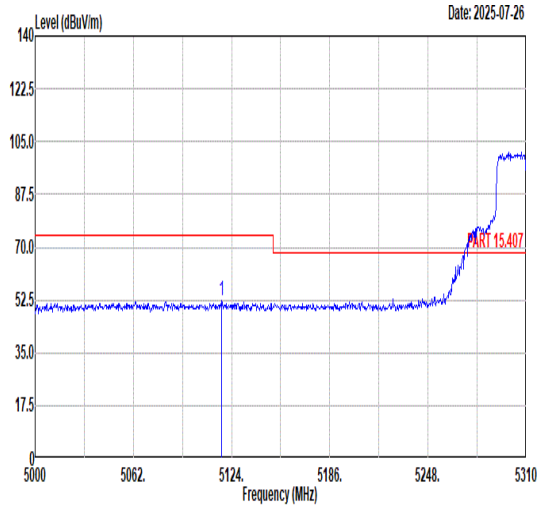 Freq Level Limit Line Margin (dB) Read Level Ant Factor Cable Loss Preamp Factor APos TPos Remark MHz dBuV/m dBuV/m dBuV dB/m dB dB cm deg 1 5117.49 52.35 74.00 -21.65 38.62 35.77 10.58 32.62 100 34 PEAK	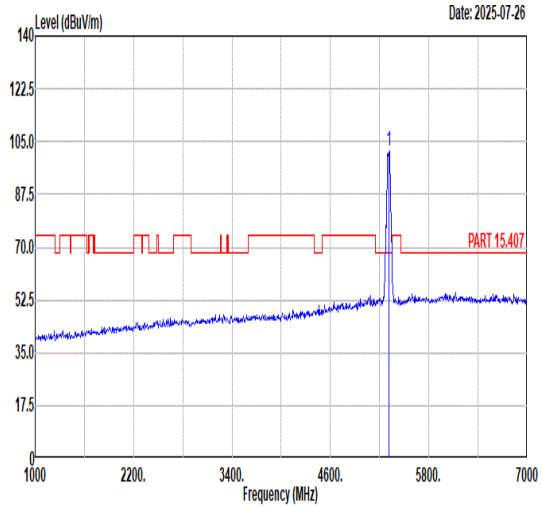 Freq Level Limit Line Margin (dB) Read Level Ant Factor Cable Loss Preamp Factor APos TPos Remark MHz dBuV/m dBuV/m dBuV dB/m dB dB cm deg 1 5310.00 101.89 ------ ------ 88.05 35.92 10.58 32.66 100 34 PEAK
Avg	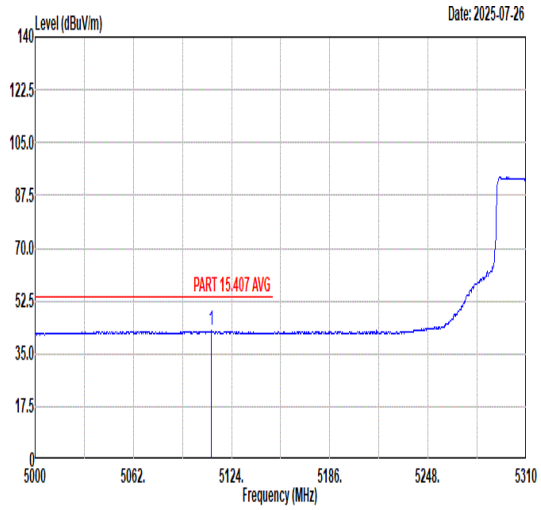 Freq Level Limit Line Margin (dB) Read Level Ant Factor Cable Loss Preamp Factor APos TPos Remark MHz dBuV/m dBuV/m dBuV dB/m dB dB cm deg 1 5111.29 42.54 54.00 -11.46 28.79 35.78 10.59 32.62 100 34 AVERAGE	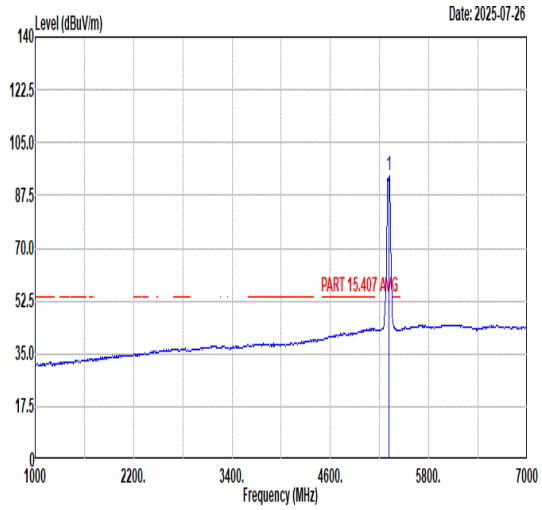 Freq Level Limit Line Margin (dB) Read Level Ant Factor Cable Loss Preamp Factor APos TPos Remark MHz dBuV/m dBuV/m dBuV dB/m dB dB cm deg 1 5310.00 94.04 ------ ------ 80.17 35.96 10.58 32.67 100 34 AVERAGE

Mode	52	
	Band Edge - R	
	U-NII-2A_5.25-5.35_802.11n HT40_CH62_5310MHz+B13	
ANT	22	
Pol.	Horizontal	Fundamental
Peak	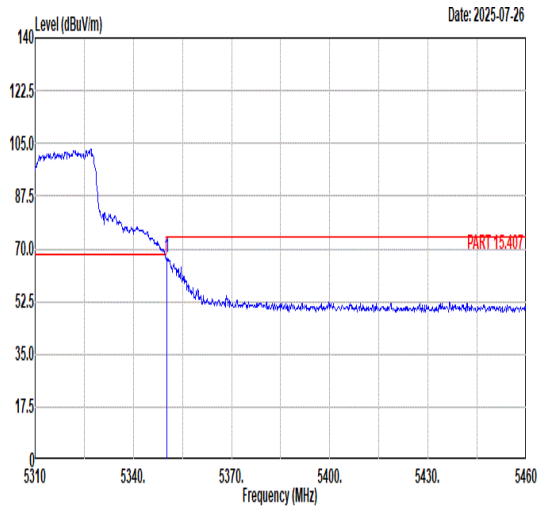 Freq Level Limit Line Margin (dB) Read Level Ant Factor Cable Loss Preamp Factor APos TPos Remark MHz dBuV/m dBuV/m dBuV dB/m dB dB cm deg 1 5350.20 66.91 74.00 -7.09 52.93 36.10 10.55 32.67 100 34 PEAK	Blank
Avg	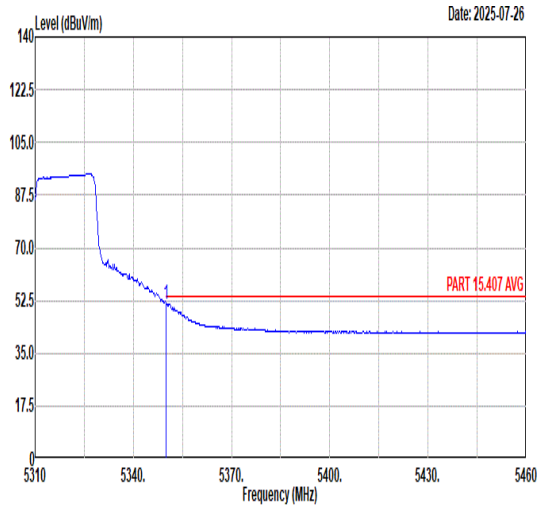 Freq Level Limit Line Margin (dB) Read Level Ant Factor Cable Loss Preamp Factor APos TPos Remark MHz dBuV/m dBuV/m dBuV dB/m dB dB cm deg 1 5350.05 51.40 54.00 -2.60 37.42 36.10 10.55 32.67 100 34 AVERAGE	Blank

Mode	52	
	Band Edge - L	
	U-NII-2A_5.25-5.35_802.11n HT40_CH62_5310MHz+B13	
ANT	22	
Pol.	Vertical	Fundamental
Peak	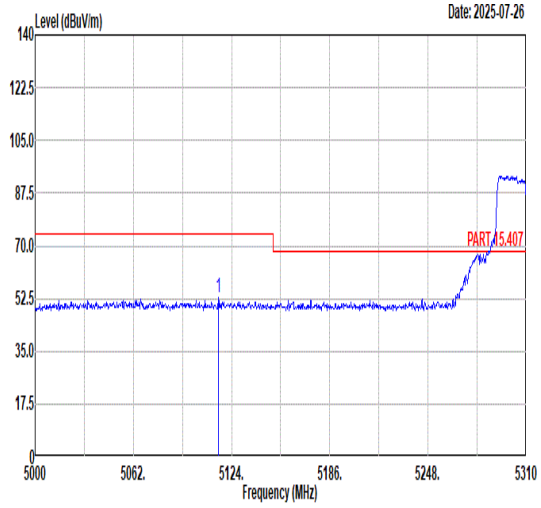 Freq Level Limit Line Margin (dB) Read Level Ant Factor Cable Loss Preamp Factor APos TPos Remark MHz dBuV/m dBuV/m dBuV dB/m dB dB cm deg 1 5115.63 52.70 74.00 -21.30 38.97 35.77 10.58 32.62 143 59 PEAK	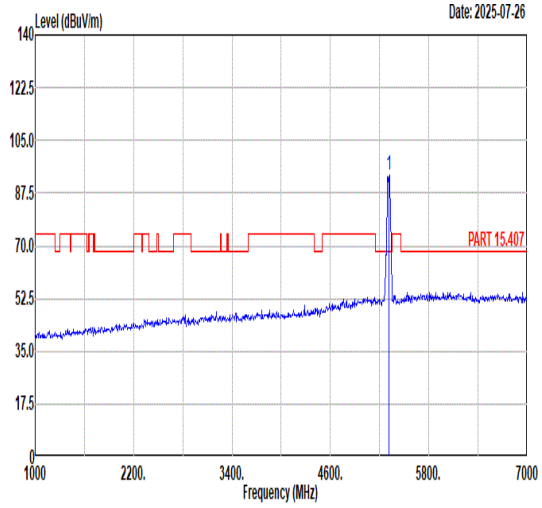 Freq Level Limit Line Margin (dB) Read Level Ant Factor Cable Loss Preamp Factor APos TPos Remark MHz dBuV/m dBuV/m dBuV dB/m dB dB cm deg 1 5310.00 93.63 ------ ------ 79.79 35.92 10.58 32.66 143 59 PEAK
Avg	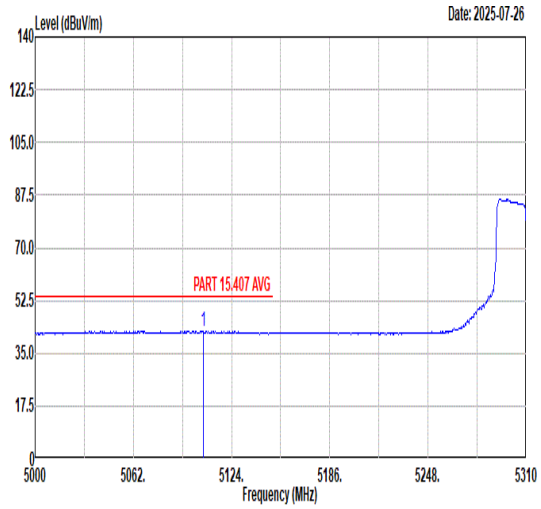 Freq Level Limit Line Margin (dB) Read Level Ant Factor Cable Loss Preamp Factor APos TPos Remark MHz dBuV/m dBuV/m dBuV dB/m dB dB cm deg 1 5106.33 42.42 54.00 -11.58 28.65 35.79 10.60 32.62 143 59 AVERAGE	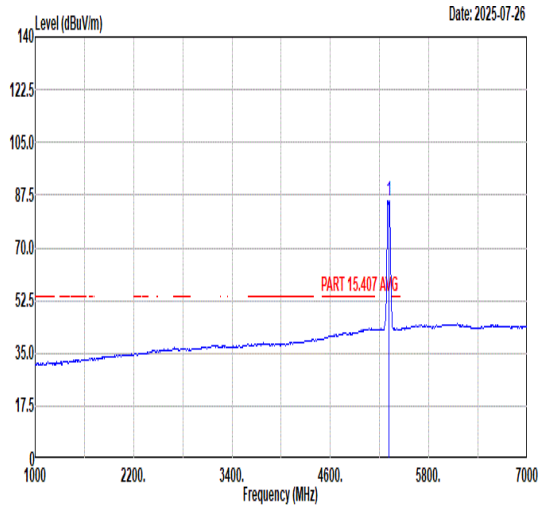 Freq Level Limit Line Margin (dB) Read Level Ant Factor Cable Loss Preamp Factor APos TPos Remark MHz dBuV/m dBuV/m dBuV dB/m dB dB cm deg 1 5310.00 85.76 ------ ------ 72.03 35.80 10.59 32.66 143 59 AVERAGE

Mode	52	
	Band Edge - R	
	U-NII-2A_5.25-5.35_802.11n HT40_CH62_5310MHz+B13	
ANT	22	
Pol.	Vertical	Fundamental
Peak	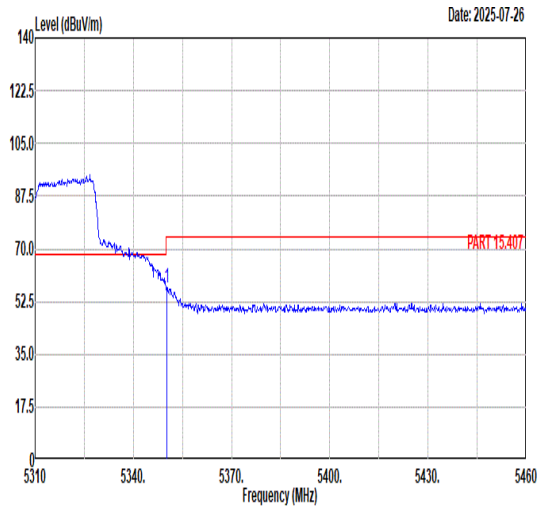 Freq Level Limit Line Margin (dB) Read Level Ant Factor Cable Loss Preamp Factor APos TPos Remark MHz dBuV/m dBuV/m dBuV dB/m dB dB cm deg 1 5350.20 57.19 74.00 -16.81 43.21 36.10 10.55 32.67 143 59 PEAK	Blank
Avg	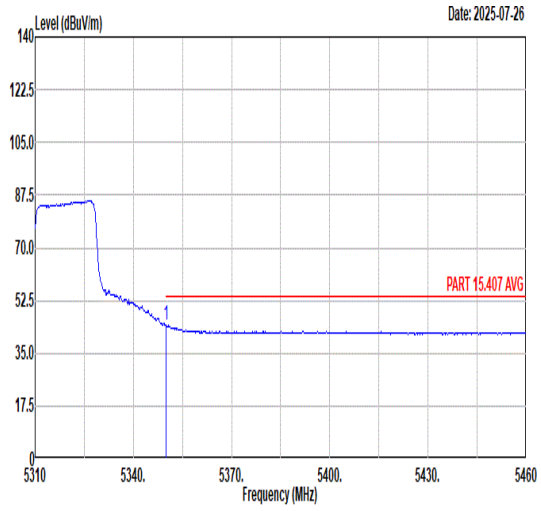 Freq Level Limit Line Margin (dB) Read Level Ant Factor Cable Loss Preamp Factor APos TPos Remark MHz dBuV/m dBuV/m dBuV dB/m dB dB cm deg 1 5350.05 44.20 54.00 -9.80 30.22 36.10 10.55 32.67 143 59 AVERAGE	Blank

Mode	52	
	Harmonic	
	U-NII-2A_5.25-5.35_802.11n HT40_CH62_5310MHz+B13	
ANT	22	
Pol.	Horizontal	Vertical
Peak Avg	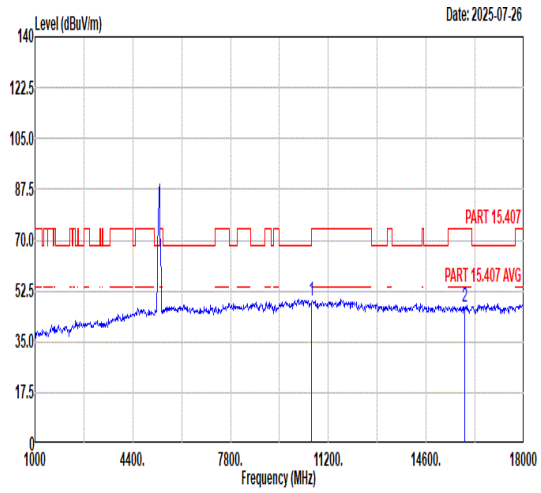 Freq Level Limit Line Margin Read Level Ant Factor Cable Loss Preamp Factor APos TPos Remark MHz dBuV/m dBuV/m dB dBuV dB/m dB dB cm deg 1 10620.00 49.29 74.00 -24.71 48.08 38.18 14.31 51.28 --- --- Peak 2 15930.00 46.98 74.00 -27.02 41.91 40.96 17.16 53.05 --- --- Peak	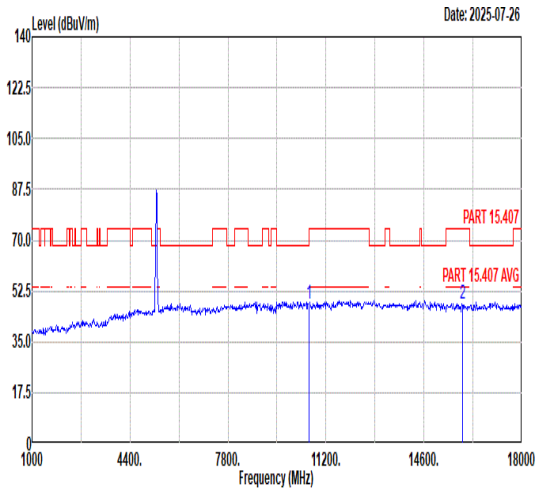 Freq Level Limit Line Margin Read Level Ant Factor Cable Loss Preamp Factor APos TPos Remark MHz dBuV/m dBuV/m dB dBuV dB/m dB dB cm deg 1 10620.00 47.84 74.00 -26.16 46.63 38.18 14.31 51.28 --- --- Peak 2 15930.00 47.89 74.00 -26.11 42.82 40.96 17.16 53.05 --- --- Peak

Note: For the frequency point over limit line is fundamental signal, which can be ignored.

Mode	53	
	Band Edge - L	
	U-NII-2A_5.25-5.35_802.11n HT40_CH62_5310MHz+ BLE_CH39_2480MHz+B13	
ANT	22	
Pol.	Horizontal	Fundamental
Peak	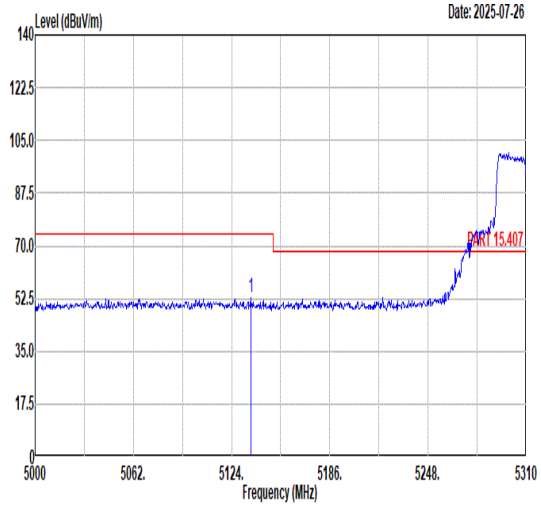 Freq Level Limit Line Margin Read Level Ant Factor Cable Loss Preamp Factor APos TPos Remark MHz dBuV/m dBuV/m dB dBuV dB/m dB dB cm deg 1 5136.09 52.59 74.00 -21.41 38.95 35.73 10.54 32.63 100 64 PEAK	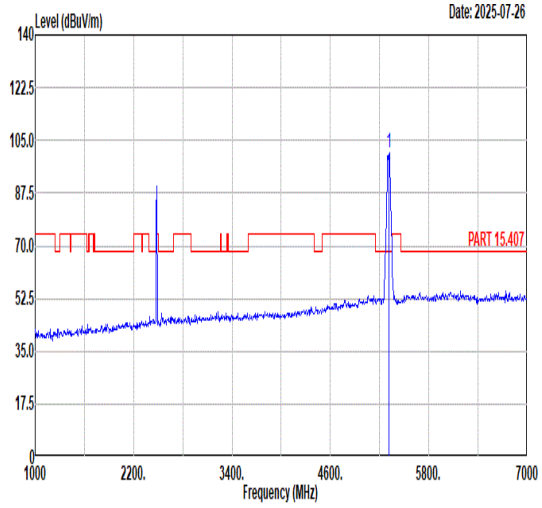 Freq Level Limit Line Margin Read Level Ant Factor Cable Loss Preamp Factor APos TPos Remark MHz dBuV/m dBuV/m dB dBuV dB/m dB dB cm deg 1 5310.00 101.04 ------ ------ 87.17 35.96 10.58 32.67 100 64 PEAK
Avg	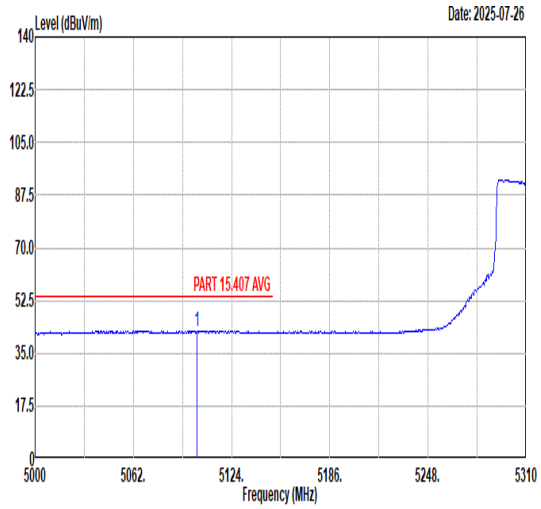 Freq Level Limit Line Margin Read Level Ant Factor Cable Loss Preamp Factor APos TPos Remark MHz dBuV/m dBuV/m dB dBuV dB/m dB dB cm deg 1 5102.30 42.48 54.00 -11.52 28.69 35.80 10.61 32.62 100 64 AVERAGE	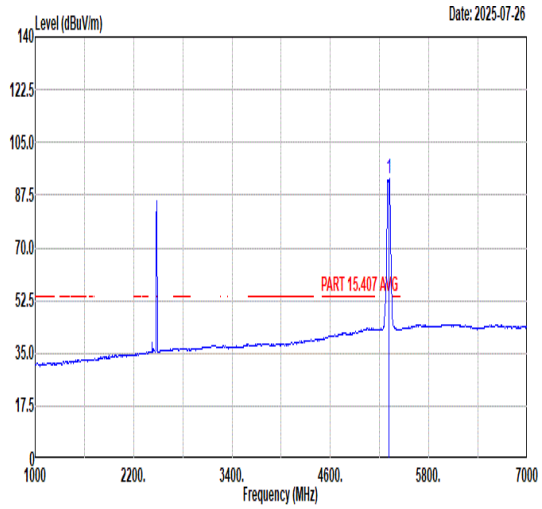 Freq Level Limit Line Margin Read Level Ant Factor Cable Loss Preamp Factor APos TPos Remark MHz dBuV/m dBuV/m dB dBuV dB/m dB dB cm deg 1 5310.00 93.20 ------ ------ 79.33 35.96 10.58 32.67 100 64 AVERAGE

Mode	53	
	Band Edge - R	
	U-NII-2A_5.25-5.35_802.11n HT40_CH62_5310MHz+ BLE_CH39_2480MHz+B13	
ANT	22	
Pol.	Horizontal	Fundamental
Peak	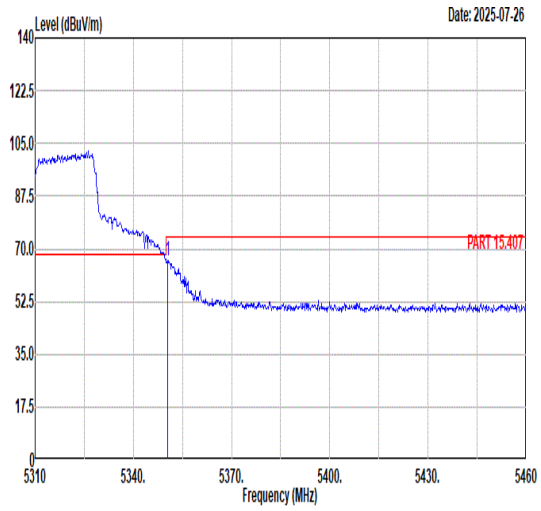 Freq Level Limit Line Margin Read Level Ant Factor Cable Loss Preamp Factor APos TPos Remark MHz dBuV/m dBuV/m dB dBuV dB/m dB dB cm deg 1 5350.50 66.16 74.00 -7.84 52.18 36.10 10.55 32.67 100 64 PEAK	Blank
Avg	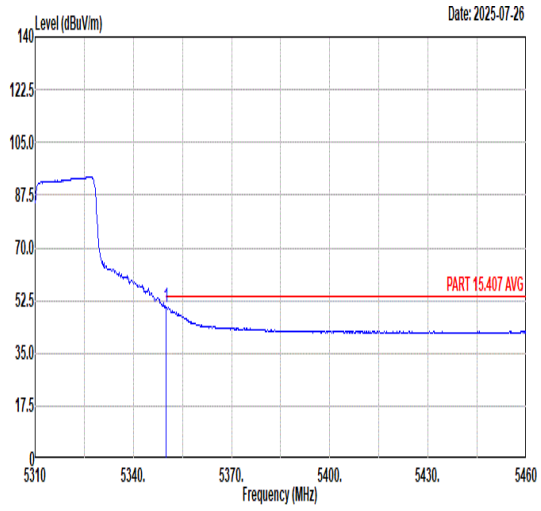 Freq Level Limit Line Margin Read Level Ant Factor Cable Loss Preamp Factor APos TPos Remark MHz dBuV/m dBuV/m dB dBuV dB/m dB dB cm deg 1 5350.05 50.36 54.00 -3.64 36.38 36.10 10.55 32.67 100 64 AVERAGE	Blank

Mode	53	
	Band Edge - L	
	U-NII-2A_5.25-5.35_802.11n HT40_CH62_5310MHz+ BLE_CH39_2480MHz+B13	
ANT	22	
Pol.	Vertical	Fundamental
Peak	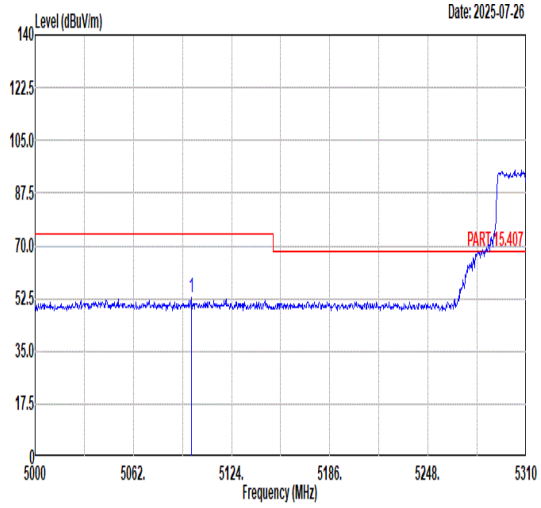 Freq Level Limit Line Margin Read Level Ant Factor Cable Loss Preamp Factor APos TPos Remark MHz dBuV/m dBuV/m dB dBuV dB/m dB dB cm deg 1 5098.58 52.95 74.00 -21.05 39.15 35.80 10.62 32.62 389 333 PEAK	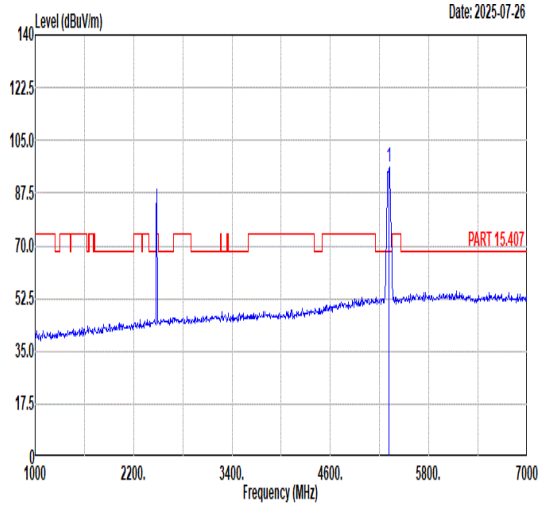 Freq Level Limit Line Margin Read Level Ant Factor Cable Loss Preamp Factor APos TPos Remark MHz dBuV/m dBuV/m dB dBuV dB/m dB dB cm deg 1 5310.00 96.31 ------ ------ 82.44 35.96 10.58 32.67 389 333 PEAK
Avg	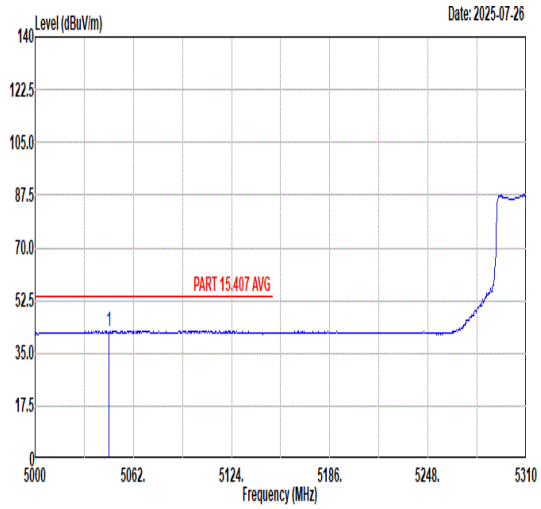 Freq Level Limit Line Margin Read Level Ant Factor Cable Loss Preamp Factor APos TPos Remark MHz dBuV/m dBuV/m dB dBuV dB/m dB dB cm deg 1 5046.50 42.48 54.00 -11.52 28.80 35.80 10.49 32.61 389 333 AVERAGE	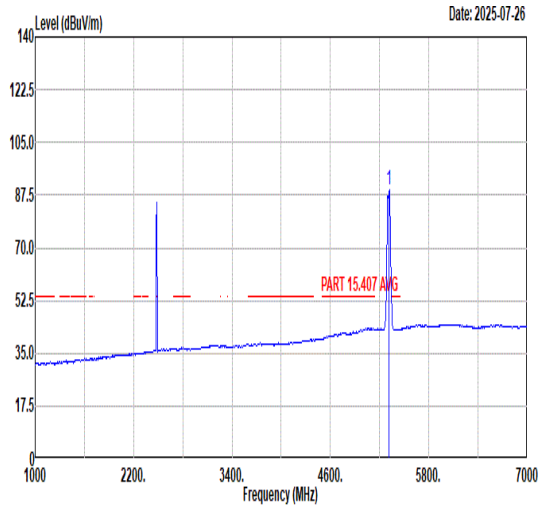 Freq Level Limit Line Margin Read Level Ant Factor Cable Loss Preamp Factor APos TPos Remark MHz dBuV/m dBuV/m dB dBuV dB/m dB dB cm deg 1 5310.00 89.07 ------ ------ 75.20 35.96 10.58 32.67 389 333 AVERAGE

Mode	53	
	Band Edge - R	
	U-NII-2A_5.25-5.35_802.11n HT40_CH62_5310MHz+ BLE_CH39_2480MHz+B13	
ANT	22	
Pol.	Vertical	Fundamental
Peak	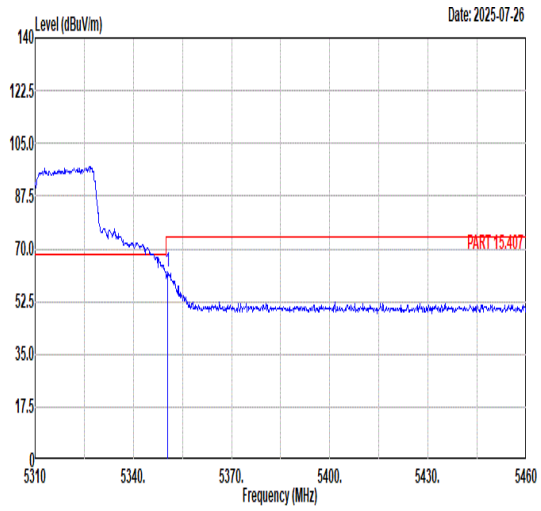 Freq Level Limit Line Margin Read Level Ant Factor Cable Loss Preamp Factor APos TPos Remark MHz dBuV/m dBuV/m dB dBuV dB/m dB dB cm deg 1 5350.50 62.15 74.00 -11.85 48.17 36.10 10.55 32.67 389 333 PEAK	Blank
Avg	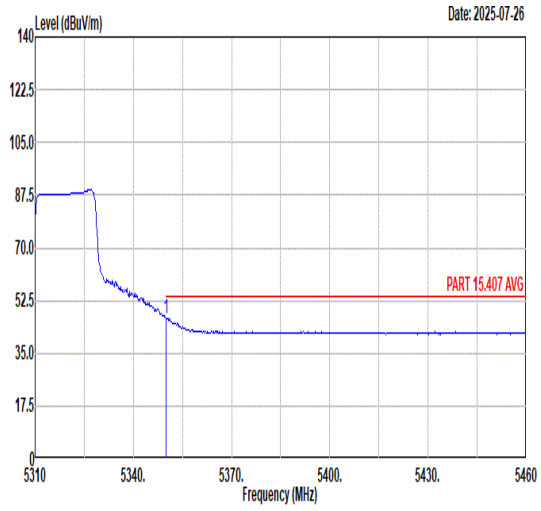 Freq Level Limit Line Margin Read Level Ant Factor Cable Loss Preamp Factor APos TPos Remark MHz dBuV/m dBuV/m dB dBuV dB/m dB dB cm deg 1 5350.05 46.50 54.00 -7.50 32.52 36.10 10.55 32.67 389 333 AVERAGE	Blank

Mode	53	
	Band Edge	
	U-NII-2A_5.25-5.35_802.11n HT40_CH62_5310MHz+ BLE_CH39_2480MHz+B13	
ANT	22	
Pol.	Horizontal	Fundamental
Peak	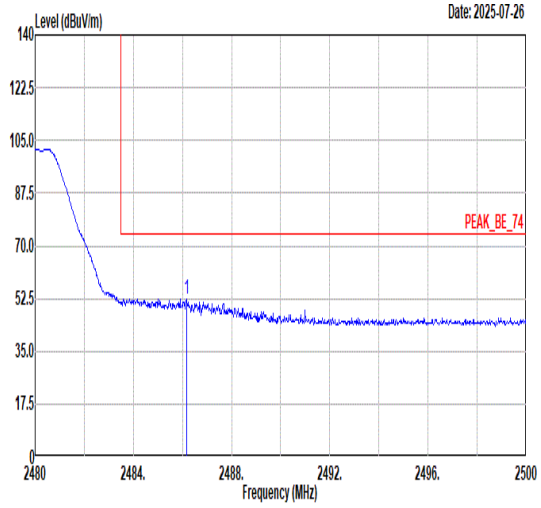 Freq Level Limit Line Margin (dB) Read Level Ant Factor Cable Loss Preamp Factor APos TPos Remark MHz dBuV/m dBuV/m dBuV dB/m dB dB cm deg 1 2486.16 52.41 74.00 -21.59 47.41 30.63 6.98 32.61 157 25 PEAK	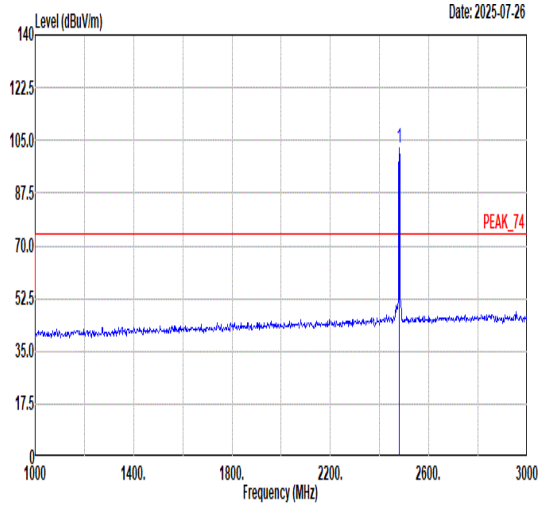 Freq Level Limit Line Margin (dB) Read Level Ant Factor Cable Loss Preamp Factor APos TPos Remark MHz dBuV/m dBuV/m dBuV dB/m dB dB cm deg 1 2480.00 102.33 ------ ------ 97.33 30.64 6.97 32.61 157 25 PEAK
Avg	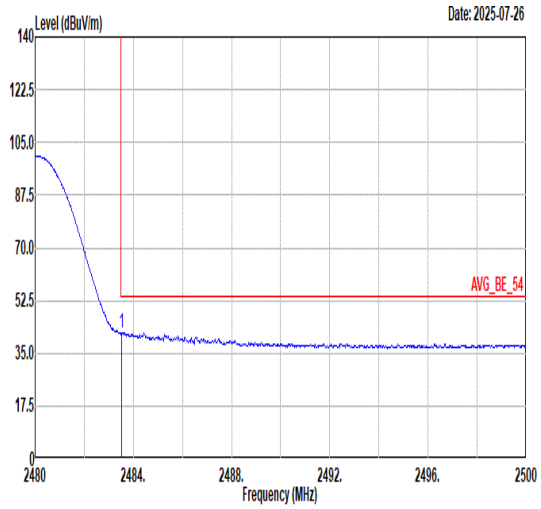 Freq Level Limit Line Margin (dB) Read Level Ant Factor Cable Loss Preamp Factor APos TPos Remark MHz dBuV/m dBuV/m dBuV dB/m dB dB cm deg 1 2483.52 41.92 54.00 -12.08 36.92 30.63 6.98 32.61 157 25 AVERAGE	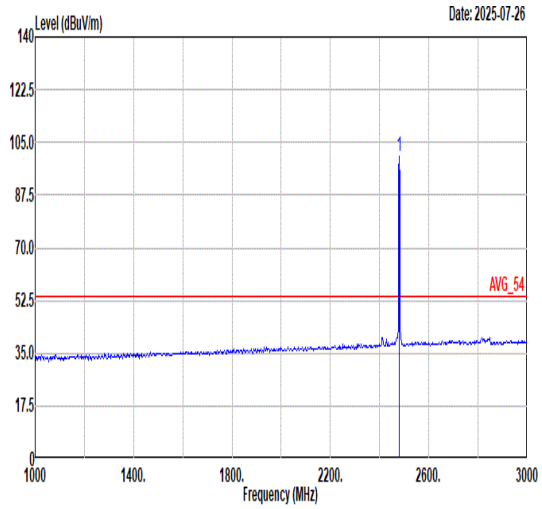 Freq Level Limit Line Margin (dB) Read Level Ant Factor Cable Loss Preamp Factor APos TPos Remark MHz dBuV/m dBuV/m dBuV dB/m dB dB cm deg 1 2480.00 100.50 ------ ------ 95.50 30.64 6.97 32.61 157 25 AVERAGE

Mode	53	
	Band Edge	
	U-NII-2A_5.25-5.35_802.11n HT40_CH62_5310MHz+ BLE_CH39_2480MHz+B13	
ANT	22	
Pol.	Vertical	Fundamental
Peak	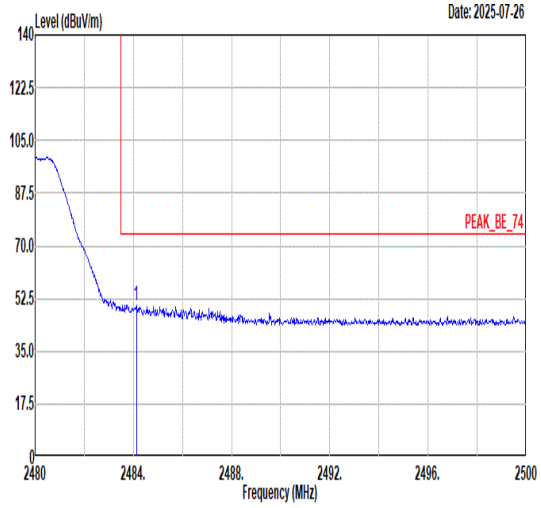 Freq Level Limit Line Margin (dB) Read Level Ant Factor Cable Loss Preamp Factor APos TPos Remark MHz dBuV/m dBuV/m dBuV dB/m dB dB cm deg 1 2484.12 50.25 74.00 -23.75 45.25 30.63 6.98 32.61 254 111 PEAK	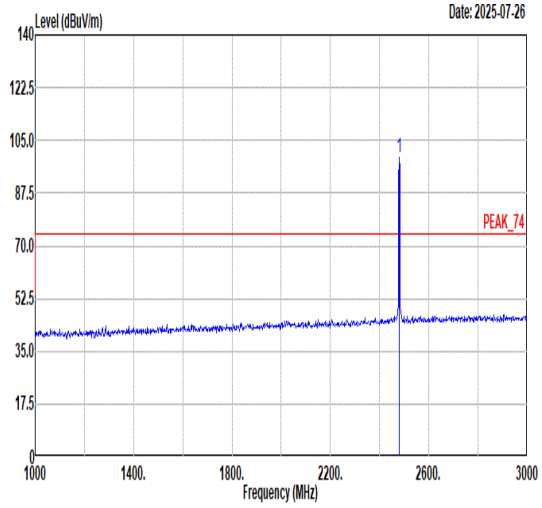 Freq Level Limit Line Margin (dB) Read Level Ant Factor Cable Loss Preamp Factor APos TPos Remark MHz dBuV/m dBuV/m dBuV dB/m dB dB cm deg 1 2480.00 99.35 ------ ------ 94.35 30.64 6.97 32.61 254 111 PEAK
Avg	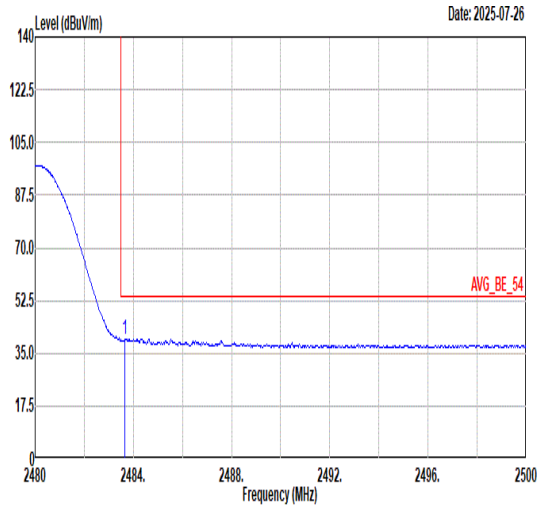 Freq Level Limit Line Margin (dB) Read Level Ant Factor Cable Loss Preamp Factor APos TPos Remark MHz dBuV/m dBuV/m dBuV dB/m dB dB cm deg 1 2483.66 39.85 54.00 -14.15 34.85 30.63 6.98 32.61 254 111 AVERAGE	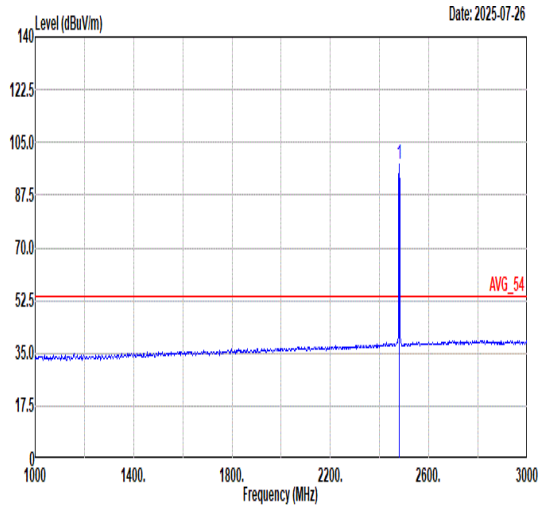 Freq Level Limit Line Margin (dB) Read Level Ant Factor Cable Loss Preamp Factor APos TPos Remark MHz dBuV/m dBuV/m dBuV dB/m dB dB cm deg 1 2480.00 97.48 ------ ------ 92.48 30.64 6.97 32.61 254 111 AVERAGE

Mode	53	
	Harmonic	
	U-NII-2A_5.25-5.35_802.11n HT40_CH62_5310MHz+ BLE_CH39_2480MHz+B13	
ANT	22	
Pol.	Horizontal	Vertical
Peak Avg	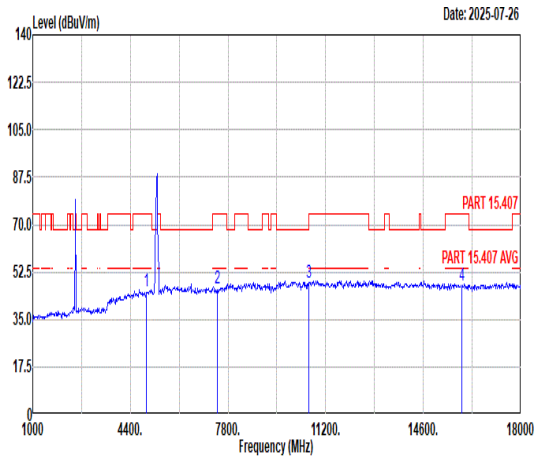 Freq Level Limit Line Margin Read Level Ant Factor Cable Loss Preamp Factor APos TPos Remark MHz dBuV/m dBuV/m dB dBuV dB/m dB dB cm deg 1 4960.00 45.56 74.00 -28.44 51.38 35.72 11.14 52.68 --- --- Peak 2 7440.00 46.41 74.00 -27.59 49.12 36.60 12.97 52.28 --- --- Peak 3 10620.00 48.59 74.00 -25.41 47.38 38.18 14.31 51.28 --- --- Peak 4 15930.00 47.58 74.00 -26.42 42.51 40.96 17.16 53.05 --- --- Peak	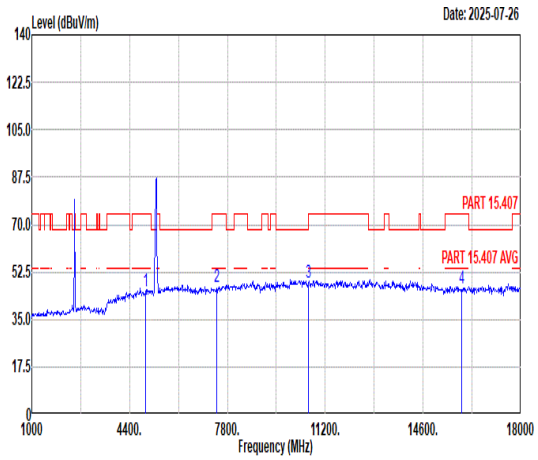 Freq Level Limit Line Margin Read Level Ant Factor Cable Loss Preamp Factor APos TPos Remark MHz dBuV/m dBuV/m dB dBuV dB/m dB dB cm deg 1 4960.00 45.27 74.00 -28.73 51.09 35.72 11.14 52.68 --- --- Peak 2 7440.00 46.81 74.00 -27.19 49.52 36.60 12.97 52.28 --- --- Peak 3 10620.00 48.75 74.00 -25.25 47.54 38.18 14.31 51.28 --- --- Peak 4 15930.00 46.64 74.00 -27.36 41.57 40.96 17.16 53.05 --- --- Peak

Note: For the frequency points over limit line are fundamental signals, which can be ignored.

Appendix D. Duty Cycle Plots

Band	Duty Cycle(%)	T(ms)	1/T(kHz)	VBW Setting
802.11a	89.10	1.39	0.719	1KHz
802.11n HT20	87.88	1.16	0.862	1KHz
802.11n HT40	85.26	2.43	0.412	1KHz
802.11ac VHT20	87.41	1.18	0.847	1KHz
802.11ac VHT80	73.38	1.13	0.885	1KHz

802.11a

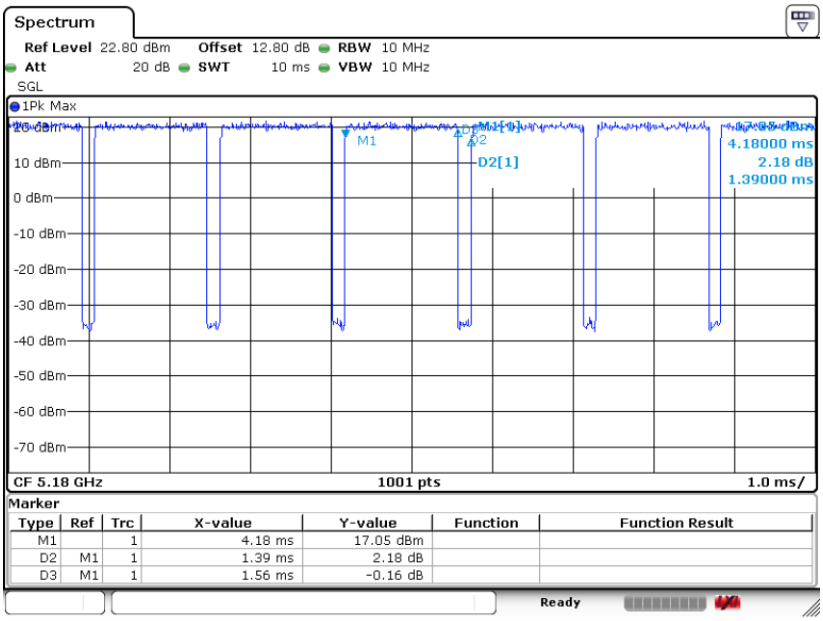

802.11n HT20

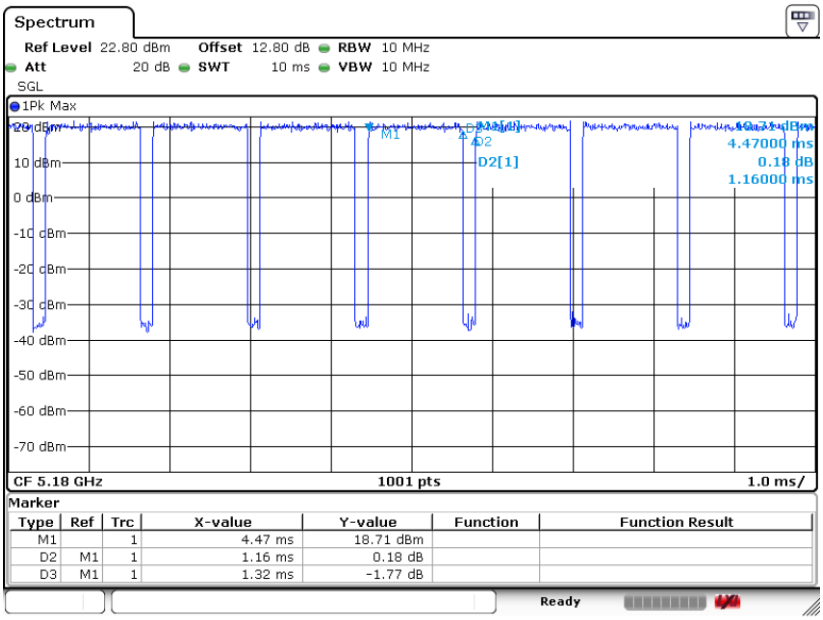

802.11n HT40

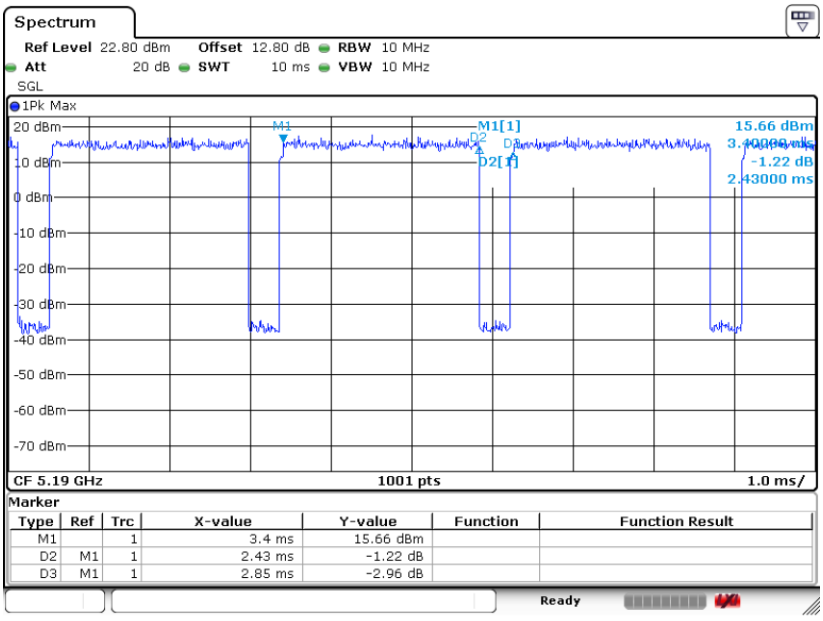

802.11ac VHT20

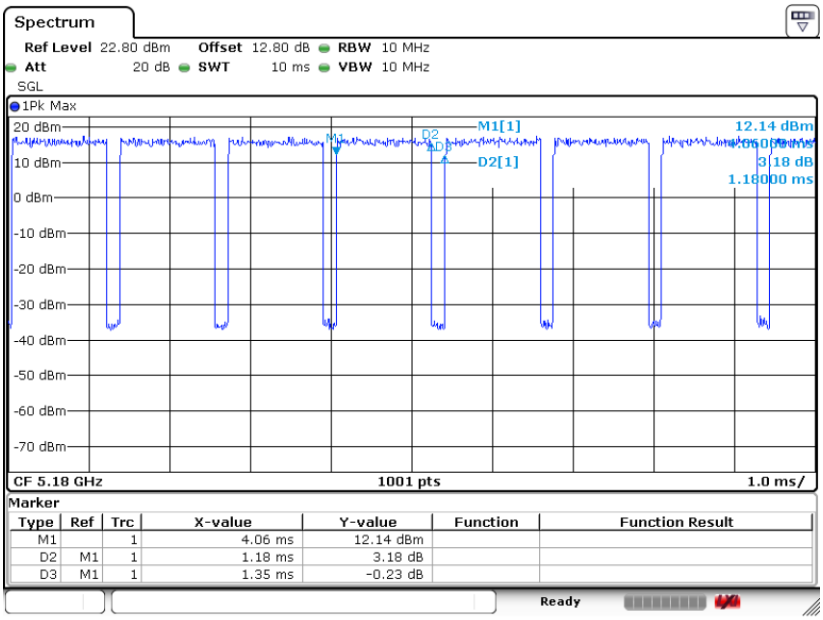
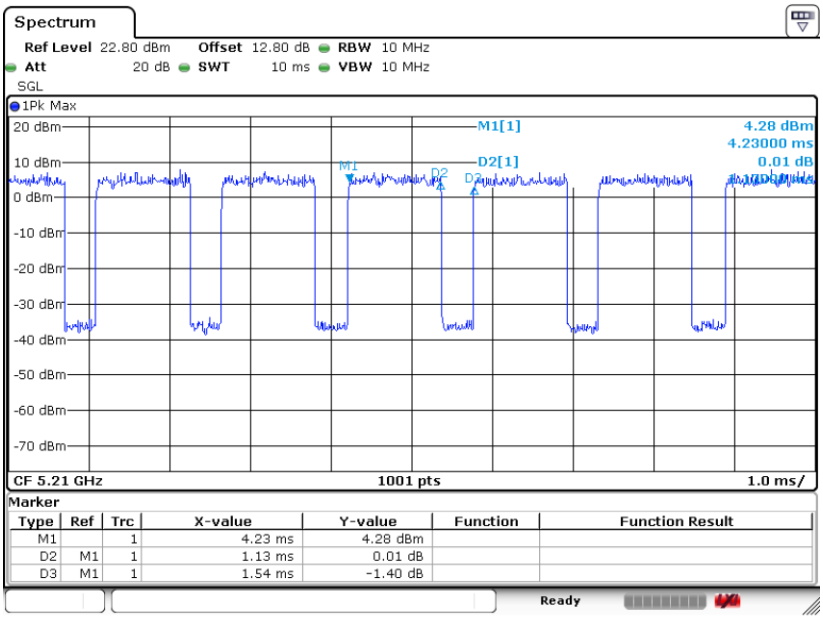
802.11ac VHT80