

# TEST REPORT

**Application No.:** SZCR2501000291WM  
**Applicant:** vivo Mobile Communication Co., Ltd.  
**Address of Applicant:** No.1, vivo Road, Chang'an, Dongguan, Guangdong, China  
**Manufacturer:** vivo Mobile Communication Co., Ltd.  
**Address of Manufacturer:** No.1, vivo Road, Chang'an, Dongguan, Guangdong, China  
**Equipment Under Test (EUT):**  
**EUT Name:** Mobile phone  
**Model No.:** V2440  
**Trade Mark:** vivo  
**FCC ID:** 2AUCY-V2440A  
**Standard(s) :** 47 CFR Part 15, Subpart C 15.247  
**Date of Receipt:** 2024-12-30 (for report SZCR241200494507)  
2025-01-20 (for report SZCR250100029107)  
**Date of Test:** 2025-01-09 to 2025-02-06 (for report SZCR241200494507)  
2025-02-11 to 2025-02-12 (for report SZCR250100029107)  
**Date of Issue:** 2025-02-17

<b>Test Result:</b>	<b>Pass*</b>
---------------------	--------------

\* In the configuration tested, the EUT complied with the standards specified above.

Keny Xu

Keny Xu  
EMC Laboratory Manager



SGS-CSTC Standards Technical Services Co., Ltd.  
Shenzhen Branch EMC Laboratory

Unless otherwise agreed in writing, this document is issued by the Company subject to its General Conditions of Service printed overleaf, available on request or accessible at <https://www.sgs.com/en/Terms-and-Conditions>. Attention is drawn to the limitation of liability, indemnification and jurisdiction issues defined therein. Any holder of this document is advised that information contained hereon reflects the Company's findings at the time of its intervention only and within the limits of Client's instructions, if any. The Company's sole responsibility is to its Client and this document does not exonerate parties to a transaction from exercising all their rights and obligations under the transaction documents. This document cannot be reproduced except in full, without prior written approval of the Company. Any unauthorized alteration, forgery or falsification of the content or appearance of this document is unlawful and offenders may be prosecuted to the fullest extent of the law. Unless otherwise stated the results shown in this test report refer only to the sample(s) tested and such sample(s) are retained for 30 days only.  
**Attention: To check the authenticity of testing / inspection report & certificate, please contact us at telephone: (86-755) 8307 1443, or email: CN.Doccheck@sgs.com**

No.1 Workshop, M-10, Middle Section, Science & Technology Park, Nanshan District, Shenzhen, Guangdong, China 518057 t (86-755) 26012053 f (86-755) 26710594 www.ssgroup.com.cn  
中国·广东·深圳市南山区科技园中区M-10栋1号厂房 邮编: 518057 t (86-755) 26012053 f (86-755) 26710594 sgs.china@sgs.com

## SGS-CSTC Standards Technical Services Co., Ltd. Shenzhen Branch

SZEMC-TRF-01 Rev. A/1

Report No.: SZCR250100029107

Page: 2 of 147

Revision Record				
Version	Chapter	Date	Modifier	Remark
01		2025-02-17		Original

Authorized for issue by:				
		Sherlock Fang		
		Sherlock Fang/Project Engineer		
		Eric Fu		
		Eric Fu/Reviewer		



Unless otherwise agreed in writing, this document is issued by the Company subject to its General Conditions of Service printed overleaf, available on request or accessible at <https://www.sgs.com/en/Terms-and-Conditions>. Attention is drawn to the limitation of liability, indemnification and jurisdiction issues defined therein. Any holder of this document is advised that information contained hereon reflects the Company's findings at the time of its intervention only and within the limits of Client's instructions, if any. The Company's sole responsibility is to its Client and this document does not exonerate parties to a transaction from exercising all their rights and obligations under the transaction documents. This document cannot be reproduced except in full, without prior written approval of the Company. Any unauthorized alteration, forgery or falsification of the content or appearance of this document is unlawful and offenders may be prosecuted to the fullest extent of the law. Unless otherwise stated the results shown in this test report refer only to the sample(s) tested and such sample(s) are retained for 30 days only.

Attention: To check the authenticity of testing /inspection report & certificate, please contact us at telephone: (86-755) 8307 1443, or email: [CN.Doccheck@sgs.com](mailto:CN.Doccheck@sgs.com)

SGS-CSTC Standards Technical Services Co., Ltd.  
Shenzhen Branch Testing & Calibration Laboratory

No.1 Workshop, M-10, Middle Section, Science & Technology Park, Nanshan District, Shenzhen, Guangdong, China 518057 t (86-755) 26012053 f (86-755) 26710594 www.sgs.com.cn  
中国·广东·深圳市南山区科技园中区M-10栋1号厂房 邮编: 518057 t (86-755) 26012053 f (86-755) 26710594 sgs.china@sgs.com

# SGS-CSTC Standards Technical Services Co., Ltd. Shenzhen Branch

SZEMC-TRF-01 Rev. A/1

Report No.: SZCR250100029107

Page: 3 of 147

## 2 Test Summary

Radio Spectrum Technical Requirement				
Item	Standard	Method	Requirement	Result
Antenna Requirement	47 CFR Part 15, Subpart C 15.247	N/A	47 CFR Part 15, Subpart C 15.203 & 15.247(b)(4)	Pass

Radio Spectrum Matter Part				
Item	Standard	Method	Requirement	Result
Conducted Emissions at AC Power Line (150kHz-30MHz)	47 CFR Part 15, Subpart C 15.247	ANSI C63.10 (2013) Section 6.2	47 CFR Part 15, Subpart C 15.207	Pass
Radiated Emissions which fall in the restricted bands		ANSI C63.10 (2013) Section 6.10.5	47 CFR Part 15, Subpart C 15.205 & 15.209	Pass
Radiated Spurious Emissions Below 1GHz		ANSI C63.10 (2013) Section 6.4,6.5	47 CFR Part 15, Subpart C 15.205 & 15.209	Pass
Radiated Spurious Emissions Above 1GHz		ANSI C63.10 (2013) Section 6.6	47 CFR Part 15, Subpart C 15.205 & 15.209	Pass
Conducted Peak Output Power		ANSI C63.10 (2013) Section 11.9.2	47 CFR Part 15, Subpart C 15.247(b)(3)	Pass
Minimum 6dB Bandwidth		ANSI C63.10 (2013) Section 11.8.1	47 CFR Part 15, Subpart C 15.247a(2)	Pass
Power Spectrum Density		ANSI C63.10 (2013) Section 11.10.2	47 CFR Part 15, Subpart C 15.247(e)	Pass
Conducted Band Edges Measurement		ANSI C63.10 (2013) Section 11.13.3.2	47 CFR Part 15, Subpart C 15.247(d)	Pass
Conducted Spurious Emissions		ANSI C63.10 (2013) Section 11.11	47 CFR Part 15, Subpart C 15.247(d)	Pass



SGS-CSTC Standards Technical Services Co., Ltd.  
Shenzhen Branch Testing & Calibration Laboratory

Unless otherwise agreed in writing, this document is issued by the Company subject to its General Conditions of Service printed overleaf, available on request or accessible at <https://www.sgs.com/en/Terms-and-Conditions>. Attention is drawn to the limitation of liability, indemnification and jurisdiction issues defined therein. Any holder of this document is advised that information contained hereon reflects the Company's findings at the time of its intervention only and within the limits of Client's instructions, if any. The Company's sole responsibility is to its Client and this document does not exonerate parties to a transaction from exercising all their rights and obligations under the transaction documents. This document cannot be reproduced except in full, without prior written approval of the Company. Any unauthorized alteration, forgery or falsification of the content or appearance of this document is unlawful and offenders may be prosecuted to the fullest extent of the law. Unless otherwise stated the results shown in this test report refer only to the sample(s) tested and such sample(s) are retained for 30 days only.

Attention: To check the authenticity of testing /inspection report & certificate, please contact us at telephone: (86-755) 8307 1443, or email: [CN.Doccheck@sgs.com](mailto:CN.Doccheck@sgs.com)

No.1 Workshop, M-10, Middle Section, Science & Technology Park, Nanshan District, Shenzhen, Guangdong, China 518057 t (86-755) 26012053 f (86-755) 26710594 www.sgs.com.cn  
中国·广东·深圳市南山区科技园中区M-10栋1号厂房 邮编: 518057 t (86-755) 26012053 f (86-755) 26710594 sgs.china@sgs.com

### 3 Re-use of Measured Data

#### 3.1 Introduction Section

This application re-uses data collected on a similar device. The subject device of this application (Model: V2440, FCC ID: 2AUCY-V2440A) is electrically identical to the reference device (Model: V2440, FCC ID: 2AUCY-V2440) for the portions of the circuitry corresponding to the data being re-used. Based on their similarity, the FCC Part 15C (equipment class: DTS) reuse the original model's result and do spot-check, following the FCC KDB 484596 D01 Referencing Test Data v02r02.

This test report (Report No.: SZCR250100029107 issue on 2025/02/17) is based on the original test report (Report No.: SZCR241200494507 issue on 2025/02/07).

According to the declaration from the applicant, The main difference between FCC ID: 2AUCY-V2440 and FCC ID: 2AUCY-V2440A is as below:

- Remove NFC.

The applicant takes full responsibility that the test data as referenced in this report represent compliance for this FCC ID: 2AUCY-V2440A .

## 3.2 Spot Check Verification Data Section

In this report only Radiated Spurious Emission were performed based on the worst case of the original report with report number SZCR241200494507 issue on 2025/02/07 and other test data in this report are based on the previous report with report number SZCR241200494507 issue on 2025/02/07. In this filing to demonstrate the test data from original model remains representative for the variant model.

Spot-check measurements, while being always compliant with the applicable rule part(s) for the test under consideration, show a deviation  $d_{dB}$  from the reference data no larger than 3 dB:

$$d_{dB} = |V_{dB} - R_{dB}| \leq 3 \text{ dB} \quad (1)$$

$V_{dB}$ , the variant spot-check level

$R_{dB}$ , the corresponding measurement level for the reference model

An alternative to the limit of eq. (1) is available, and is based on considering how far the reference data  $R_{dB}$  is from the compliance threshold  $C_{dB}$  (also expressed in dB), for the particular test under consideration. In this case, if  $M_{dB} = |C_{dB} - R_{dB}|$  is the margin in dB from the compliance limit, a spot check may be considered acceptable when the deviation  $d_{dB}$  from the reference data satisfies the following condition:

$$d_{dB} = |V_{dB} - R_{dB}| \leq (3 + M_{dB} / 20) \text{ dB}, \text{ for } 0 \leq M_{dB} \leq 60 \text{ dB} \quad (2)$$

where “|” is the absolute value of the measured quantity.

When using the option in eq. (2),  $d_{dB}$  increases linearly from 3 dB to 6 dB.

Summary for power and RSE spot check for each rule entry and technology is listed as below:

Test Item		Reference FCC ID: 2AUCY-V2440	Variant FCC ID: 2AUCY-V2440A	Deviation (dB)	Limit (dB)
		(dBuV/m)	(dBuV/m)		
Radiated Spurious Emission	WIFI 2.4G	54.74	52.63	2.11	3

Conclusion:

Radiated Spurious Emission test against the variant model based on the worst-case condition from the original model was performed in this filing and the verification test results similar to the original FCC ID.

All tests meet FCC technical limits. Detail sport check test result can be found in the variant model report.

## 4 Contents

	Page
1 Cover Page .....	1
2 Test Summary.....	3
3 Re-use of Measured Data .....	4
3.1 Introduction Section.....	4
3.2 Spot Check Verification Data Section .....	5
4 Contents .....	6
5 General Information.....	8
5.1 Details of E.U.T.....	8
5.2 Environment Parameter.....	9
5.3 Description of Support Units .....	9
5.4 Measurement Uncertainty .....	9
5.5 Test Location .....	10
5.6 Test Facility.....	10
5.7 Deviation from Standards.....	10
5.8 Abnormalities from Standard Conditions .....	10
6 Equipment List .....	11
7 Radio Spectrum Technical Requirement.....	14
7.1 Antenna Requirement .....	14
7.1.1 Test Requirement: .....	14
7.1.2 Conclusion.....	14
8 Radio Spectrum Matter Test Results .....	15
8.1 Conducted Emissions at AC Power Line (150kHz-30MHz) .....	15
8.1.1 E.U.T. Operation .....	15
8.1.2 Test Mode Description .....	15
8.1.3 Test Setup Diagram .....	16
8.1.4 Measurement Procedure and Data.....	16
8.2 Radiated Emissions which fall in the restricted bands .....	19
8.2.1 E.U.T. Operation .....	19
8.2.2 Test Mode Description .....	19
8.2.3 Test Setup Diagram .....	20
8.2.4 Measurement Procedure and Data.....	21
8.3 Radiated Spurious Emissions Below 1GHz.....	54
8.3.1 E.U.T. Operation .....	54
8.3.2 Test Mode Description .....	54
8.3.3 Test Setup Diagram .....	55
8.3.4 Measurement Procedure and Data.....	55
8.4 Radiated Spurious Emissions Above 1GHz .....	58
8.4.1 E.U.T. Operation .....	58



## SGS-CSTC Standards Technical Services Co., Ltd. Shenzhen Branch

SZEMC-TRF-01 Rev. A/1

Report No.: SZCR250100029107

Page: 7 of 147

8.4.2	Test Mode Description .....	58
8.4.3	Test Setup Diagram .....	58
8.4.4	Measurement Procedure and Data .....	59
8.5	Conducted Peak Output Power .....	74
8.5.1	E.U.T. Operation .....	74
8.5.2	Test Mode Description .....	74
8.5.3	Test Setup Diagram .....	74
8.5.4	Measurement Procedure and Data .....	75
8.6	Minimum 6dB Bandwidth .....	76
8.6.1	E.U.T. Operation .....	76
8.6.2	Test Mode Description .....	76
8.6.3	Test Setup Diagram .....	76
8.6.4	Measurement Procedure and Data .....	76
8.7	Power Spectrum Density .....	77
8.7.1	E.U.T. Operation .....	77
8.7.2	Test Mode Description .....	77
8.7.3	Test Setup Diagram .....	77
8.7.4	Measurement Procedure and Data .....	77
8.8	Conducted Band Edges Measurement .....	78
8.8.1	E.U.T. Operation .....	78
8.8.2	Test Mode Description .....	78
8.8.3	Test Setup Diagram .....	78
8.8.4	Measurement Procedure and Data .....	78
8.9	Conducted Spurious Emissions .....	79
8.9.1	E.U.T. Operation .....	79
8.9.2	Test Mode Description .....	79
8.9.3	Test Setup Diagram .....	79
8.9.4	Measurement Procedure and Data .....	79
9	Test Setup Photo .....	80
10	EUT Constructional Details (EUT Photos) .....	80
11	Appendix .....	81

## 5 General Information

### 5.1 Details of E.U.T.

EUT Description:	Mobile phone	
Model No.:	V2440	
Trade Mark:	vivo	
Hardware Version:	MP_0.1	
Software Version:	PD2447EF_EX_A_15.0.2.10.W30	
Power Supply:	DC 3.91V from internal rechargeable battery which can be charged by AC/DC adapter	
Operation Frequency:	802.11b/g/n(HT20)/VHT20:	2412MHz to 2462MHz
	802.11n(HT40)/VHT40:	2422MHz to 2452MHz
Modulation Type:	802.11b:	DSSS (DBPSK, DQPSK, CCK)
	802.11g/n:	OFDM (BPSK, QPSK, 16QAM, 64QAM)
	802.11VHT:	OFDM (BPSK, QPSK, 16QAM, 64QAM, 256QAM)
Number of Channels:	802.11b/g/n(HT20)/VHT20: 11 802.11n(HT40)/VHT40: 7	
Channel Spacing:	5MHz	
Smart System:	<input checked="" type="checkbox"/> SISO	802.11b/g/n/VHT
	<input type="checkbox"/> MIMO	CDD: 802.11b/g/n/VHT: Tx & Rx
		STBC: 802.11n/VHT: Tx & Rx
		TXBF: 802.11n/VHT: Tx & Rx
<input type="checkbox"/> Diversity	802.11b/g: Tx & Rx	
Antenna Type:	PIFA Antenna	
Antenna Gain:	0.92dBi(Ant22)	
	Note: The antenna gain are derived from the gain information report provided by the manufacturer.	
RF Cable:	2000MHz ~ 3000MHz (1.1dB)	
Remark: As above information is provided and confirmed by the applicant. SGS is not liable to the accuracy, suitability, reliability or/and integrity of the information.		



# SGS-CSTC Standards Technical Services Co., Ltd. Shenzhen Branch

SZEMC-TRF-01 Rev. A/1

Report No.: SZCR250100029107

Page: 9 of 147

## 5.2 Environment Parameter

Environment Parameter	Selected Values During Tests	
Relative Humidity	Ambient	
Value	Temperature(°C)	Voltage(V)
NTNV	22~24.5	3.91
Note: NV:Normal Voltage                      LV:Low Extreme Test Voltage                      HV:High Extreme Test Voltage NT:Normal Temperature                      LT:Low Extreme Test Temperature                      HT:High Extreme Test Temperature		

## 5.3 Description of Support Units

Description	Manufacturer	Model No.	FCC ID
Router	NETGEAR	R7800	PY315100319

## 5.4 Measurement Uncertainty

Test Item	Measurement Uncertainty
Conducted Emissions at AC Power Line (150kHz-30MHz)	± 3.1dB
Radiated Emissions which fall in the restricted bands	± 6.0dB (Below 1GHz);± 4.6dB (Above 1GHz)
Radiated Spurious Emissions Below 1GHz	± 6.0dB for 3m; ± 5.0dB for 10m
Radiated Spurious Emissions Above 1GHz	± 4.6dB (1-18GHz);± 4.8dB (18-40GHz)
Conducted Peak Output Power	± 0.75dB
Minimum 6dB Bandwidth	± 3%
Power Spectrum Density	± 2.84dB
Conducted Band Edges Measurement	± 0.75dB
Conducted Spurious Emissions	± 0.75dB
Remark: The U <sub>lab</sub> (lab Uncertainty) is less than U <sub>CISPR/ETSI</sub> (CISPR/ETSI Uncertainty), so the test results – compliance is deemed to occur if no measured disturbance level exceeds the disturbance limit; – non-compliance is deemed to occur if any measured disturbance level exceeds the disturbance limit.	



Unless otherwise agreed in writing, this document is issued by the Company subject to its General Conditions of Service printed overleaf, available on request or accessible at <https://www.sgs.com/en/Terms-and-Conditions>. Attention is drawn to the limitation of liability, indemnification and jurisdiction issues defined therein. Any holder of this document is advised that information contained hereon reflects the Company's findings at the time of its intervention only and within the limits of Client's instructions, if any. The Company's sole responsibility is to its Client and this document does not exonerate parties to a transaction from exercising all their rights and obligations under the transaction documents. This document cannot be reproduced except in full, without prior written approval of the Company. Any unauthorized alteration, forgery or falsification of the content or appearance of this document is unlawful and offenders may be prosecuted to the fullest extent of the law. Unless otherwise stated the results shown in this test report refer only to the sample(s) tested and such sample(s) are retained for 30 days only.

Attention: To check the authenticity of testing /inspection report & certificate, please contact us at telephone: (86-755) 8307 1443, or email: [CN.Doccheck@sgs.com](mailto:CN.Doccheck@sgs.com)

No.1 Workshop, M-10, Middle Section, Science & Technology Park, Nanshan District, Shenzhen, Guangdong, China 518057 t (86-755) 26012053 f (86-755) 26710594 www.sgsgroup.com.cn  
中国·广东·深圳市南山区科技园中区M-10栋1号厂房 邮编: 518057 t (86-755) 26012053 f (86-755) 26710594 sgs.china@sgs.com

## SGS-CSTC Standards Technical Services Co., Ltd. Shenzhen Branch

SZEMC-TRF-01 Rev. A/1

Report No.: SZCR250100029107

Page: 10 of 147

### 5.5 Test Location

All tests were performed at:

SGS-CSTC Standards Technical Services Co., Ltd., Shenzhen Branch

No. 1 Workshop, M-10, Middle Section, Science & Technology Park, Nanshan District, Shenzhen, Guangdong, China. 518057.

Tel: +86 755 2601 2053 Fax: +86 755 2671 0594

No tests were sub-contracted.

### 5.6 Test Facility

The test facility is recognized, certified, or accredited by the following organizations:

#### • A2LA (Certificate No. 3816.01)

SGS-CSTC Standards Technical Services Co., Ltd., Shenzhen EMC Laboratory is accredited by the American Association for Laboratory Accreditation(A2LA). Certificate No. 3816.01.

#### • VCCI (Member No. 1937)

The 3m Fully-anechoic chamber for above 1GHz, 10m Semi-anechoic chamber for below 1GHz, Shielded Room for Mains Port Conducted Interference Measurement and Telecommunication Port Conducted Interference Measurement of SGS-CSTC Standards Technical Services Co., Ltd. Shenzhen EMC laboratory have been registered in accordance with the Regulations for Voluntary Control Measures with Registration No.: G-20026, R-14188, C-12383 and T-11153 respectively.

#### • FCC –Designation Number: CN1336

SGS-CSTC Standards Technical Services Co., Ltd., Shenzhen EMC Laboratory has been recognized as an accredited testing laboratory.

Designation Number: CN1336. Test Firm Registration Number: 787754.

#### • Innovation, Science and Economic Development Canada

SGS-CSTC Standards Technical Services Co., Ltd., Shenzhen EMC Laboratory has been recognized by ISED as an accredited testing laboratory.

CAB identifier: CN0006.

IC#: 4620C.

### 5.7 Deviation from Standards

None

### 5.8 Abnormalities from Standard Conditions

None



SGS-CSTC Standards Technical Services Co., Ltd.  
Shenzhen Branch EMC Laboratory

Unless otherwise agreed in writing, this document is issued by the Company subject to its General Conditions of Service printed overleaf, available on request or accessible at <https://www.sgs.com/en/Terms-and-Conditions>. Attention is drawn to the limitation of liability, indemnification and jurisdiction issues defined therein. Any holder of this document is advised that information contained hereon reflects the Company's findings at the time of its intervention only and within the limits of Client's instructions, if any. The Company's sole responsibility is to its Client and this document does not exonerate parties to a transaction from exercising all their rights and obligations under the transaction documents. This document cannot be reproduced except in full, without prior written approval of the Company. Any unauthorized alteration, forgery or falsification of the content or appearance of this document is unlawful and offenders may be prosecuted to the fullest extent of the law. Unless otherwise stated the results shown in this test report refer only to the sample(s) tested and such sample(s) are retained for 30 days only.

Attention: To check the authenticity of testing /inspection report & certificate, please contact us at telephone: (86-755) 8307 1443, or email: [CN.Doccheck@sgs.com](mailto:CN.Doccheck@sgs.com)

No.1 Workshop, M-10, Middle Section, Science & Technology Park, Nanshan District, Shenzhen, Guangdong, China 518057 t (86-755) 26012053 f (86-755) 26710594 www.ssgroup.com.cn  
中国·广东·深圳市南山区科技园中区M-10栋1号厂房 邮编: 518057 t (86-755) 26012053 f (86-755) 26710594 sgs.china@sgs.com

## 6 Equipment List

Conducted Emissions at AC Power Line (150kHz-30MHz)					
Equipment	Manufacturer	Model No.	Inventory No.	Cal Date	Cal Due Date
Shielding Room	ZhongYu Electron	GB-88	SEM001-06	2022-05-14	2025-05-13
EMI Test Receiver	Rohde&Schwarz	ESR	SZ-WRG-M-047	2025-01-08	2026-01-07
Measurement Software	AUDIX	e3 V8.2014-6-27a	N/A	N/A	N/A
Coaxial Cable	SGS	N/A	SEM024-01	2024-07-06	2025-07-05
LISN	Rohde&Schwarz	ENV216	SEM007-01	2024-08-15	2025-08-14
LISN	ETS-LINDGREN	3816/2	SEM007-02	2024-03-14	2025-03-13

Radiated Emissions which fall in the restricted bands					
Equipment	Manufacturer	Model No.	Inventory No.	Cal Date	Cal Due Date
Signal & Spectrum Analyzer	Rohde & Schwarz	FSV	SZ-WRG-M-048	2025-01-07	2026-01-06
Low Noise Amplifier 30M-8GHz	Tonscend	TAP30M8G30	SZ-WRG-M-050	2025-01-07	2026-01-06
Double Ridge Horn Antenna 1GHz-18GHz	SCHWARZBECK	BBHA 9120 D	SZ-WRG-M-055	2023-12-21	2025-12-20
RSE Test Software	AUDIX	e3 V8.2014-6-27	N/A	N/A	N/A
Chamber	CRTSGSSAC966	N/A	SZ-WRG-C-063	2025-01-06	2028-01-05
Humidity and Temperature Indicator	deli	8838	SEM002-46	2024-07-24	2025-07-23

Radiated Spurious Emissions Below 1GHz					
Equipment	Manufacturer	Model No.	Inventory No.	Cal Date	Cal Due Date
Loop Antenna	ETS-Lindgren	6502	SEM003-08	2023-11-20	2025-11-19
3m Semi-Anechoic Chamber	ETS-LINDGREN	N/A	SEM001-01	2023-06-19	2026-06-18
MXE EMI Receiver	Agilent Technologies	N9038A	SEM004-15	2024-08-14	2025-08-13
BiConiLog Antenna	ETS-LINDGREN	3142C	SEM003-01	2023-09-16	2025-09-15
Pre-Amplifier	Agilent Technologies	8447D	SEM005-01	2024-03-14	2025-03-13
Measurement Software	AUDIX	e3 V8.2014-6-27	N/A	N/A	N/A
Coaxial Cable	SGS	N/A	SEM025-01	2024-07-06	2025-07-05



# SGS-CSTC Standards Technical Services Co., Ltd. Shenzhen Branch

SZEMC-TRF-01 Rev. A/1

Report No.: SZCR250100029107

Page: 12 of 147

Radiated Spurious Emissions Above 1GHz					
Equipment	Manufacturer	Model No.	Inventory No.	Cal Date	Cal Due Date
Signal & Spectrum Analyzer	Rohde & Schwarz	FSV	SZ-WRG-M-048	2025-01-07	2026-01-06
Low Noise Amplifier 1G-18GHz	Tonscend	TAP01018050	SZ-WRG-M-051	2025-01-07	2026-01-06
Low Noise Amplifier 18G-40GHz	Tonscend	TAP18040048	SZ-WRG-M-052	2025-01-08	2026-01-07
Double Ridge Horn Antenna 1GHz-18GHz	SCHWARZBECK	BBHA 9120 D	SZ-WRG-M-055	2023-12-21	2025-12-20
SHF-EHF Horn 15GHz-40GHz	SCHWARZBECK	BBHA 9170	SZ-WRG-M-056	2023-12-25	2025-12-24
RSE Test Software	AUDIX	e3 V8.2014-6-27	N/A	N/A	N/A
Chamber	CRTSGSSAC966	N/A	SZ-WRG-C-063	2025-01-06	2028-01-05
Humidity and Temperature Indicator	deli	8838	SEM002-46	2024-07-24	2025-07-23

RF Conducted Test					
Equipment	Manufacturer	Model No.	Inventory No.	Cal Date	Cal Due Date
Power Sensor	TST PASS	TSPS2023R	SEM009-26	2024-03-27	2025-03-26
Power Sensor	KEYSIGHT	U2021XA	SEM009-16	2024-03-14	2025-03-13
DC Power Supply	Chroma	62012P-80-60	SEM011-11	2024-08-14	2025-08-13
MXA Signal Analyzer	KEYSIGHT	N9020A	SEM004-19	2024-03-14	2025-03-13
Measurement Software	TST PASS	TST PASS V2.0	N/A	N/A	N/A
Coaxial Cable	SGS	N/A	SEM031-01	2024-07-06	2025-07-05
Attenuator	Huber+Suhner	6620_SMA-50-1	SEM021-09	2024-03-27	2025-03-26

General used equipment					
Equipment	Manufacturer	Model No.	Inventory No.	Cal Date	Cal Due Date
Humidity/ Temperature Indicator	deli	8838	SEM002-32	2024-07-24	2025-07-23
Humidity/ Temperature Indicator	deli	8838	SEM002-33	2024-07-24	2025-07-23
Barometer	Changchun Meteorological Industry Factory	DYM3	SEM002-01	2024-03-18	2025-03-17



Unless otherwise agreed in writing, this document is issued by the Company subject to its General Conditions of Service printed overleaf, available on request or accessible at <https://www.sgs.com/en/Terms-and-Conditions>. Attention is drawn to the limitation of liability, indemnification and jurisdiction issues defined therein. Any holder of this document is advised that information contained hereon reflects the Company's findings at the time of its intervention only and within the limits of Client's instructions, if any. The Company's sole responsibility is to its Client and this document does not exonerate parties to a transaction from exercising all their rights and obligations under the transaction documents. This document cannot be reproduced except in full, without prior written approval of the Company. Any unauthorized alteration, forgery or falsification of the content or appearance of this document is unlawful and offenders may be prosecuted to the fullest extent of the law. Unless otherwise stated the results shown in this test report refer only to the sample(s) tested and such sample(s) are retained for 30 days only.

Attention: To check the authenticity of testing /inspection report & certificate, please contact us at telephone: (86-755) 8307 1443, or email: [CN.Doccheck@sgs.com](mailto:CN.Doccheck@sgs.com)

No.1 Workshop, M-10, Middle Section, Science & Technology Park, Nanshan District, Shenzhen, Guangdong, China 518057 t (86-755) 26012053 f (86-755) 26710594 www.sgs.com.cn  
中国·广东·深圳市南山区科技园中区M-10栋1号厂房 邮编: 518057 t (86-755) 26012053 f (86-755) 26710594 sgs.china@sgs.com

# SGS-CSTC Standards Technical Services Co., Ltd. Shenzhen Branch

SZEMC-TRF-01 Rev. A/1

Report No.: SZCR250100029107

Page: 13 of 147

For report SZCR250100029105:

Radiated Spurious Emissions Above 1GHz					
Equipment	Manufacturer	Model No.	Inventory No.	Cal Date	Cal Due Date
Signal & Spectrum Analyzer	Rohde & Schwarz	FSV	SZ-WRG-M-048	2025-01-07	2026-01-06
Low Noise Amplifier 1G-18GHz	Tonscend	TAP01018050	SZ-WRG-M-051	2025-01-07	2026-01-06
Low Noise Amplifier 18G-40GHz	Tonscend	TAP18040048	SZ-WRG-M-052	2025-01-08	2026-01-07
Double Ridge Horn Antenna 1GHz-18GHz	SCHWARZBECK	BBHA 9120 D	SZ-WRG-M-055	2023-12-21	2025-12-20
SHF-EHF Horn 15GHz-40GHz	SCHWARZBECK	BBHA 9170	SZ-WRG-M-056	2023-12-25	2025-12-24
RSE Test Software	AUDIX	e3 V8.2014-6-27	N/A	N/A	N/A
Chamber	CRTSGSSAC966	N/A	SZ-WRG-C-063	2025-01-06	2028-01-05
Humidity and Temperature Indicator	deli	8838	SEM002-46	2024-07-24	2025-07-23

General used equipment					
Equipment	Manufacturer	Model No.	Inventory No.	Cal Date	Cal Due Date
Humidity/ Temperature Indicator	deli	8838	SEM002-32	2024-07-24	2025-07-23
Humidity/ Temperature Indicator	deli	8838	SEM002-33	2024-07-24	2025-07-23
Barometer	Changchun Meteorological Industry Factory	DYM3	SEM002-01	2024-03-18	2025-03-17



Unless otherwise agreed in writing, this document is issued by the Company subject to its General Conditions of Service printed overleaf, available on request or accessible at <https://www.sgs.com/en/Terms-and-Conditions>. Attention is drawn to the limitation of liability, indemnification and jurisdiction issues defined therein. Any holder of this document is advised that information contained hereon reflects the Company's findings at the time of its intervention only and within the limits of Client's instructions, if any. The Company's sole responsibility is to its Client and this document does not exonerate parties to a transaction from exercising all their rights and obligations under the transaction documents. This document cannot be reproduced except in full, without prior written approval of the Company. Any unauthorized alteration, forgery or falsification of the content or appearance of this document is unlawful and offenders may be prosecuted to the fullest extent of the law. Unless otherwise stated the results shown in this test report refer only to the sample(s) tested and such sample(s) are retained for 30 days only.

Attention: To check the authenticity of testing /inspection report & certificate, please contact us at telephone: (86-755) 8307 1443, or email: [CN.Doccheck@sgs.com](mailto:CN.Doccheck@sgs.com)

SGS-CSTC Standards Technical Services Co., Ltd.  
Shenzhen Branch Testing & Calibration Laboratory

No.1 Workshop, M-10, Middle Section, Science & Technology Park, Nanshan District, Shenzhen, Guangdong, China 518057 t (86-755) 26012053 f (86-755) 26710594 www.sgs.com.cn  
中国·广东·深圳市南山区科技园中区M-10栋1号厂房 邮编: 518057 t (86-755) 26012053 f (86-755) 26710594 sgs.china@sgs.com

## 7 Radio Spectrum Technical Requirement

### 7.1 Antenna Requirement

#### 7.1.1 Test Requirement:

47 CFR Part 15, Subpart C 15.203 & 15.247(b)(4)

#### 7.1.2 Conclusion

15.203 requirement:

An intentional radiator shall be designed to ensure that no antenna other than that furnished by the responsible party shall be used with the device. The use of a permanently attached antenna or of an antenna that uses a unique coupling to the intentional radiator, the manufacturer may design the unit so that a broken antenna can be replaced by the user, but the use of a standard antenna jack or electrical connector is prohibited.

EUT Antenna:

The antenna is a PIFA Antenna, and the connection port is integrated inside the product, and the antenna cannot be replaced.

The best-case gain of the antenna is 0.92dBi(Ant22)\*

*\*Note:*

*The antenna gain are derived from the gain information report provided by the manufacturer.*

*Remark:*

*As above information is provided and confirmed by the applicant. SGS is not liable to the accuracy, suitability, reliability or/and integrity of the information.*



## 8 Radio Spectrum Matter Test Results

### 8.1 Conducted Emissions at AC Power Line (150kHz-30MHz)

Test Requirement 47 CFR Part 15, Subpart C 15.207

Test Method: ANSI C63.10 (2013) Section 6.2

Limit:

Frequency of emission(MHz)	Conducted limit(dBμV)	
	Quasi-peak	Average
0.15-0.5	66 to 56*	56 to 46*
0.5-5	56	46
5-30	60	50
*Decreases with the logarithm of the frequency.		
Detector: Peak for pre-scan (9kHz resolution bandwidth) 0.15M to 30MHz		

#### 8.1.1 E.U.T. Operation

Operating Environment:

Temperature: 23.5 °C

Humidity: 45.5 % RH

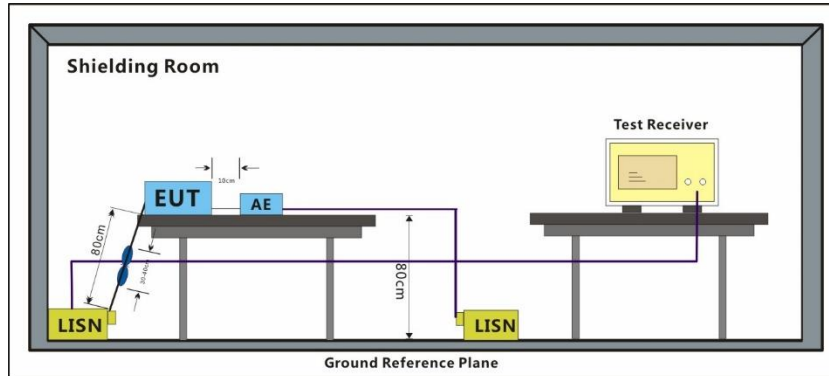
Atmospheric Pressure: 1020 mbar

#### 8.1.2 Test Mode Description

Pre-scan / Final test	Mode Code	Description
Final test	08	Charge + TX mode_Keep the EUT in charging and continuously transmitting mode with all modulation types. All data rates for each modulation type have been tested. Only the data of worst case is recorded in the report.



### 8.1.3 Test Setup Diagram

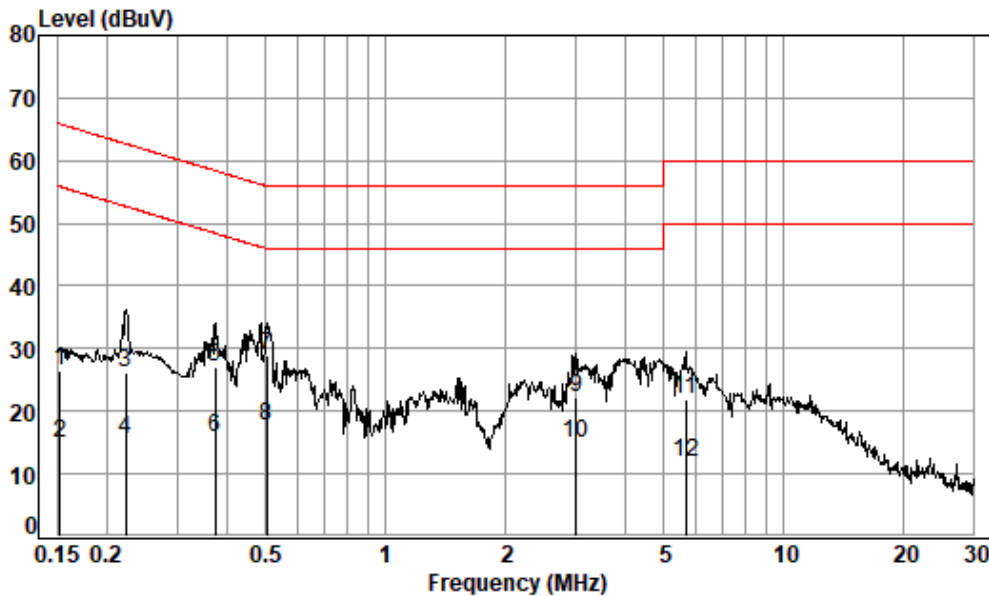


### 8.1.4 Measurement Procedure and Data

- 1) The mains terminal disturbance voltage test was conducted in a shielded room.
- 2) The EUT was connected to AC power source through a LISN 1 (Line Impedance Stabilization Network) which provides a 50ohm/50μH + 5ohm linear impedance. The power cables of all other units of the EUT were connected to a second LISN 2, which was bonded to the ground reference plane in the same way as the LISN 1 for the unit being measured. A multiple socket outlet strip was used to connect multiple power cables to a single LISN provided the rating of the LISN was not exceeded.
- 3) The tabletop EUT was placed upon a non-metallic table 0.8m above the ground reference plane. And for floor-standing arrangement, the EUT was placed on the horizontal ground reference plane.
- 4) The test was performed with a vertical ground reference plane. The rear of the EUT shall be 0.4 m from the vertical ground reference plane. The vertical ground reference plane was bonded to the horizontal ground reference plane. The LISN 1 was placed 0.8 m from the boundary of the unit under test and bonded to a ground reference plane for LISNs mounted on top of the ground reference plane. This distance was between the closest points of the LISN 1 and the EUT. All other units of the EUT and associated equipment was at least 0.8 m from the LISN 2.
- 5) In order to find the maximum emission, the relative positions of equipment and all of the interface cables must be changed according to ANSI C63.10 on conducted measurement.

Remark: Level=Read Level+ Cable Loss+ LISN Factor

Test Mode: 08; Line: Live line



Site : Shielding Room  
Condition: Line  
Job No. : 04945WM  
Test mode: 08

	Freq	Cable Loss	LISN Factor	Read Level	Level	Limit Line	Over Limit	Remark
	MHz	dB	dB	dBuV	dBuV	dBuV	dB	
1	0.1524	0.06	10.19	16.17	26.42	65.87	-39.45	QP
2	0.1524	0.06	10.19	4.58	14.83	55.87	-41.04	Average
3	0.2232	0.06	10.05	15.95	26.06	62.70	-36.64	QP
4	0.2232	0.06	10.05	5.38	15.49	52.70	-37.21	Average
5	0.3751	0.07	9.71	17.20	26.98	58.39	-31.41	QP
6	0.3751	0.07	9.71	6.00	15.78	48.39	-32.61	Average
7 *	0.5047	0.08	9.54	19.37	28.99	56.00	-27.01	QP
8 *	0.5047	0.08	9.54	8.03	17.65	46.00	-28.35	Average
9	3.0094	0.11	9.65	12.58	22.34	56.00	-33.66	QP
10	3.0094	0.11	9.65	5.21	14.97	46.00	-31.03	Average
11	5.6532	0.13	9.67	11.97	21.77	60.00	-38.23	QP
12	5.6532	0.13	9.67	2.08	11.88	50.00	-38.12	Average



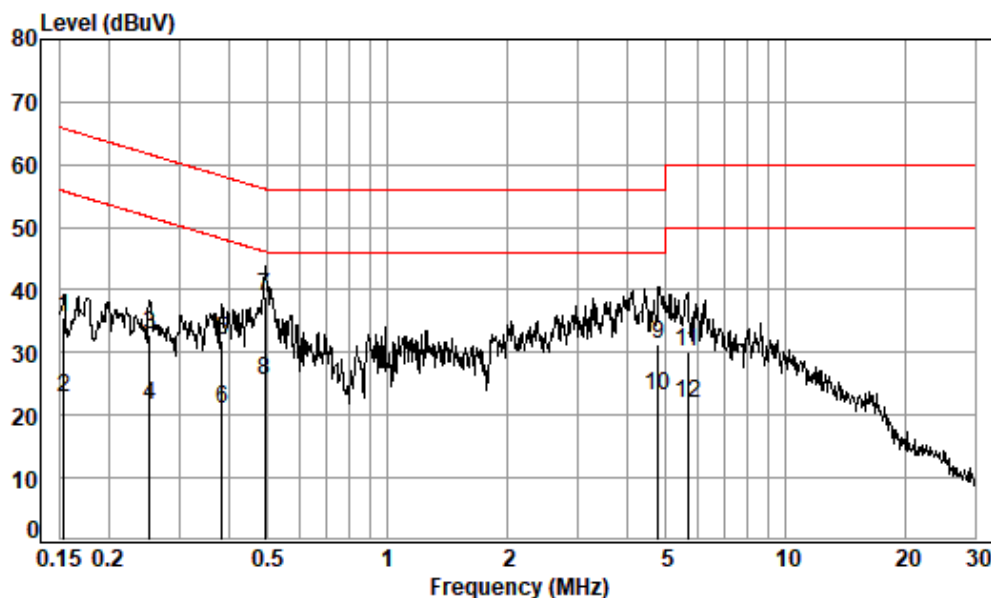
## SGS-CSTC Standards Technical Services Co., Ltd. Shenzhen Branch

SZEMC-TRF-01 Rev. A/1

Report No.: SZCR250100029107

Page: 18 of 147

Test Mode: 08; Line: Neutral Line



Site : Shielding Room  
Condition: Neutral  
Job No. : 04945WM  
Test mode: 08

	Freq	Cable Loss	LISN Factor	Read Level	Level	Limit Line	Over Limit	Remark
	MHz	dB	dB	dBuV	dBuV	dBuV	dB	
1	0.1540	0.06	10.14	25.50	35.70	65.78	-30.08	QP
2	0.1540	0.06	10.14	12.71	22.91	55.78	-32.87	Average
3	0.2535	0.07	9.90	22.83	32.80	61.64	-28.84	QP
4	0.2535	0.07	9.90	11.70	21.67	51.64	-29.97	Average
5	0.3852	0.07	9.74	22.19	32.00	58.17	-26.17	QP
6	0.3852	0.07	9.74	11.08	20.89	48.17	-27.28	Average
7 *	0.4915	0.08	9.71	29.03	38.82	56.14	-17.32	QP
8 *	0.4915	0.08	9.71	15.81	25.60	46.14	-20.54	Average
9	4.7716	0.12	9.56	21.66	31.34	56.00	-24.66	QP
10	4.7716	0.12	9.56	13.51	23.19	46.00	-22.81	Average
11	5.6532	0.13	9.59	20.36	30.08	60.00	-29.92	QP
12	5.6532	0.13	9.59	12.15	21.87	50.00	-28.13	Average



SGS-CSTC Standards Technical Services Co., Ltd.  
Shenzhen Branch (Shenzhen) Laboratory

Unless otherwise agreed in writing, this document is issued by the Company subject to its General Conditions of Service printed overleaf, available on request or accessible at <https://www.sgs.com/en/Terms-and-Conditions>. Attention is drawn to the limitation of liability, indemnification and jurisdiction issues defined therein. Any holder of this document is advised that information contained hereon reflects the Company's findings at the time of its intervention only and within the limits of Client's instructions, if any. The Company's sole responsibility is to its Client and this document does not exonerate parties to a transaction from exercising all their rights and obligations under the transaction documents. This document cannot be reproduced except in full, without prior written approval of the Company. Any unauthorized alteration, forgery or falsification of the content or appearance of this document is unlawful and offenders may be prosecuted to the fullest extent of the law. Unless otherwise stated the results shown in this test report refer only to the sample(s) tested and such sample(s) are retained for 30 days only.

Attention: To check the authenticity of testing /inspection report & certificate, please contact us at telephone: (86-755) 8307 1443, or email: [CN.Doccheck@sgs.com](mailto:CN.Doccheck@sgs.com)

No.1 Workshop, M-10, Middle Section, Science & Technology Park, Nanshan District, Shenzhen, Guangdong, China 518057 t (86-755) 26012053 f (86-755) 26710594 www.sgs.com.cn  
中国·广东·深圳市南山区科技园中区M-10栋1号厂房 邮编: 518057 t (86-755) 26012053 f (86-755) 26710594 sgs.china@sgs.com

## 8.2 Radiated Emissions which fall in the restricted bands

Test Requirement 47 CFR Part 15, Subpart C 15.205 & 15.209

Test Method: ANSI C63.10 (2013) Section 6.10.5

Measurement Distance: 3m

Limit:

Frequency(MHz)	Field strength(microvolts/meter)	Measurement distance(meters)
0.009-0.490	2400/F(kHz)	300
0.490-1.705	24000/F(kHz)	30
1.705-30.0	30	30
30-88	100	3
88-216	150	3
216-960	200	3
Above 960	500	3

Remark: The emission limits shown in the above table are based on measurements employing a CISPR quasi-peak detector except for the frequency bands 9-90kHz, 110-490kHz and above 1000 MHz. Radiated emission limits in these three bands are based on measurements employing an average detector, the peak field strength of any emission shall not exceed the maximum permitted average limits specified above by more than 20 dB under any condition of modulation.

### 8.2.1 E.U.T. Operation

Operating Environment:

Temperature: 24.5 °C

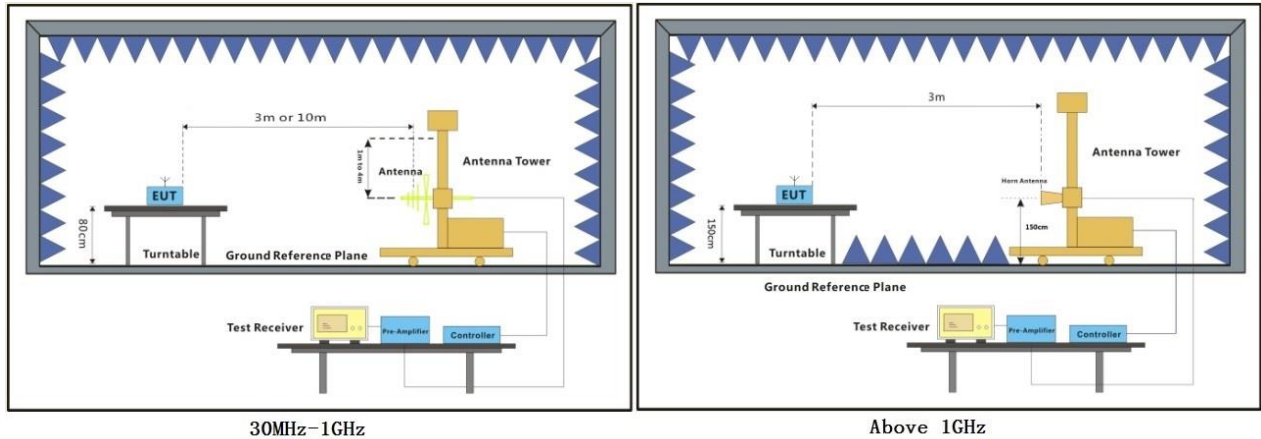
Humidity: 50.8 % RH

Atmospheric Pressure: 1020 mbar

### 8.2.2 Test Mode Description

Pre-scan / Final test	Mode Code	Description
Final test	08	Charge + TX mode_Keep the EUT in charging and continuously transmitting mode with all modulation types. All data rates for each modulation type have been tested. Only the data of worst case is recorded in the report.

### 8.2.3 Test Setup Diagram



30MHz-1GHz

Above 1GHz



## 8.2.4 Measurement Procedure and Data

- a. For below 1GHz, the EUT was placed on the top of a rotating table 0.8 meters above the ground at a 3 or 10 meter semi-anechoic chamber. The table was rotated 360 degrees to determine the position of the highest radiation.
- b. For above 1GHz, the EUT was placed on the top of a rotating table 1.5 meters above the ground at a 3 meter fully-anechoic chamber. The table was rotated 360 degrees to determine the position of the highest radiation.
- c. The EUT was set 3 or 10 meters away from the interference-receiving antenna, which was mounted on the top of a variable-height antenna tower.
- d. The antenna height is varied from one meter to four meters above the ground to determine the maximum value of the field strength. Both horizontal and vertical polarizations of the antenna are set to make the measurement.
- e. For each suspected emission, the EUT was arranged to its worst case and then the antenna was tuned to heights from 1 meter to 4 meters (for the test frequency of below 30MHz, the antenna was tuned to heights 1 meter) and the rotatable table was turned from 0 degrees to 360 degrees to find the maximum reading.
- f. The test-receiver system was set to Peak Detect Function and Specified Bandwidth with Maximum Hold Mode.
- g. If the emission level of the EUT in peak mode was 10dB lower than the limit specified, then testing could be stopped and the peak values of the EUT would be reported. Otherwise the emissions that did not have 10dB margin would be re-tested one by one using peak, quasi-peak or average method as specified and then reported in a data sheet.
- h. Test the EUT in the lowest channel, the middle channel, the Highest channel.
- i. The radiation measurements are performed in X, Y, Z axis positioning for Transmitting mode, and found the X axis positioning which it is the worst case.
- j. Repeat above procedures until all frequencies measured was complete.

Remark 1: Level= Read Level+ Cable Loss+ Antenna Factor- Preamp Factor

Remark 2: For frequencies above 1GHz, the field strength limits are based on average limits. However, the peak field strength of any emission shall not exceed the maximum permitted average limits specified above by more than 20 dB under any condition of modulation. For the emissions whose peak level is lower than the average limit, only the peak measurement is shown in the report.

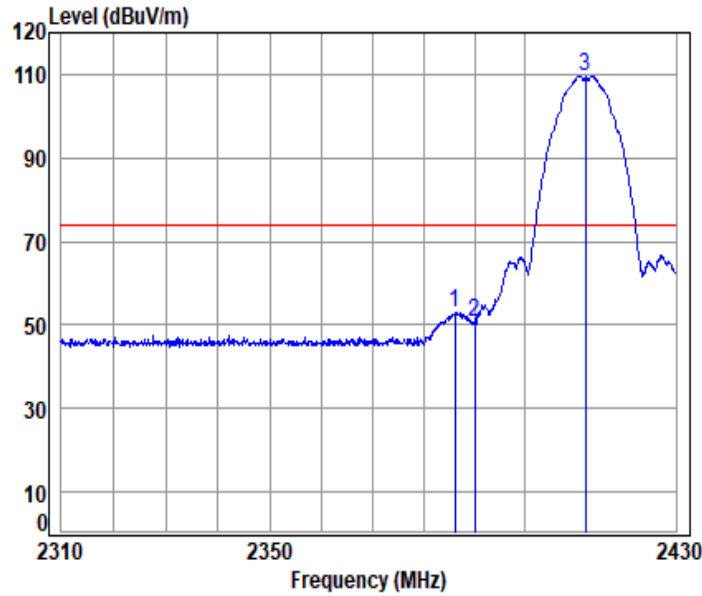
Remark 3: The resolution bandwidth of test receiver/spectrum analyzer is 1MHz and the video bandwidth is 3MHz for Peak detection (PK) and Average detection (AV) at frequency above 1GHz.

Remark 4: For fundamental and harmonic signal measurement, the resolution bandwidth of test receiver/spectrum analyzer is 1MHz and the video bandwidth is  $\geq 1/T$  (Duty cycle < 98%) or 10Hz (Duty cycle  $\geq 98\%$ ) for Average detection (AV) at frequency above 1GHz.

Remark 5: For HT20/HT40 covers VHT20/VHT40, due to same modulation and output power levels. The whole testing have assessed only 802.11 HT20/HT40.



### 11b\_TX\_CH\_01\_Horizontal-Peak



Condition: 3m HORIZONTAL

Job No : 04945WM

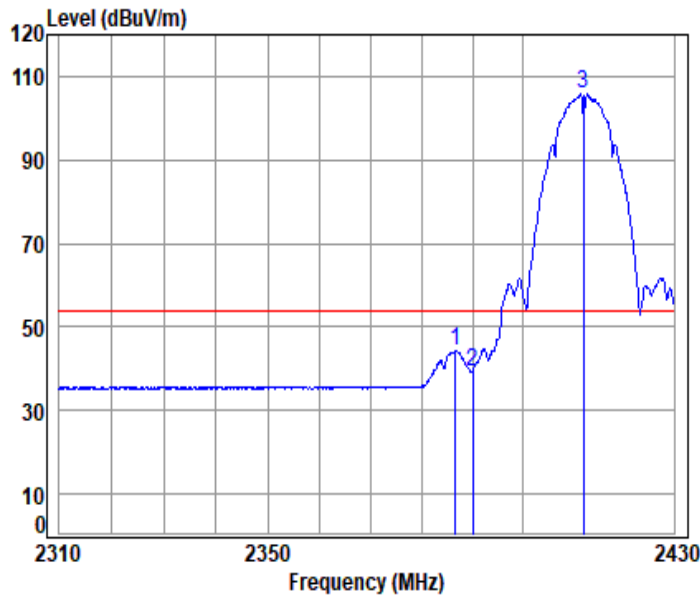
Mode : 2412 Band edge

: 2.4G Wi-Fi 11b

	Cable	Ant	Preamp	Read	Limit	Over	
Freq	Loss	Factor	Factor	Level	Line	Limit	Remark
MHz	dB	dB/m	dB	dBuV	dBuV/m	dBuV/m	dB
1	2386.098	6.82	27.44	31.54	50.29	53.01	74.00 -20.99 peak
2	2390.000	6.82	27.46	31.54	47.77	50.51	74.00 -23.49 peak
3 pp	2412.000	6.91	27.52	31.54	106.76	109.65	74.00 35.65 peak



### 11b\_TX\_CH\_01\_Horizontal-Avg



Condition: 3m HORIZONTAL

Job No : 04945WM

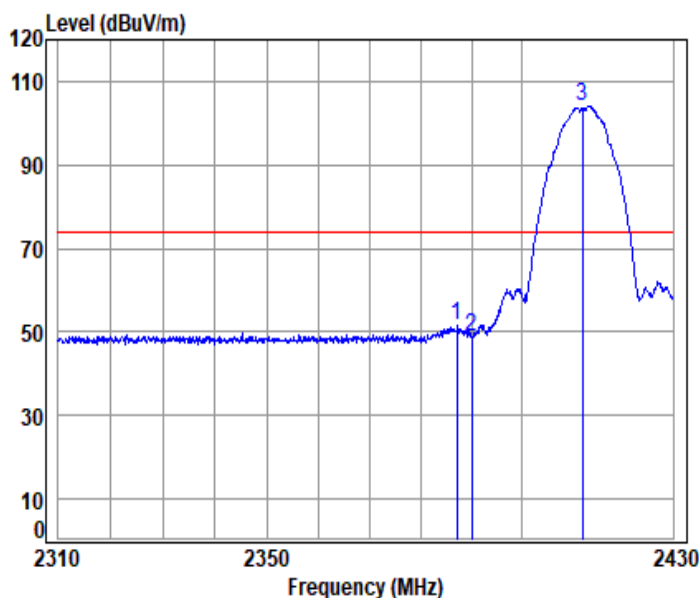
Mode : 2412 Band edge

: 2.4G Wi-Fi 11b

		Cable	Ant	Preamp	Read		Limit	Over	
	Freq	Loss	Factor	Factor	Level	Level	Line	Limit	Remark
	MHz	dB	dB/m	dB	dBuV	dBuV/m	dBuV/m	dB	
1	2386.703	6.82	27.45	31.54	41.59	44.32	54.00	-9.68	Average
2	2390.000	6.82	27.46	31.54	36.70	39.44	54.00	-14.56	Average
3	2412.000	6.91	27.52	31.54	102.79	105.68	54.00	51.68	Average



### 11b\_TX\_CH\_01\_Vertical-Peak



Condition: 3m VERTICAL

Job No : 04945WM

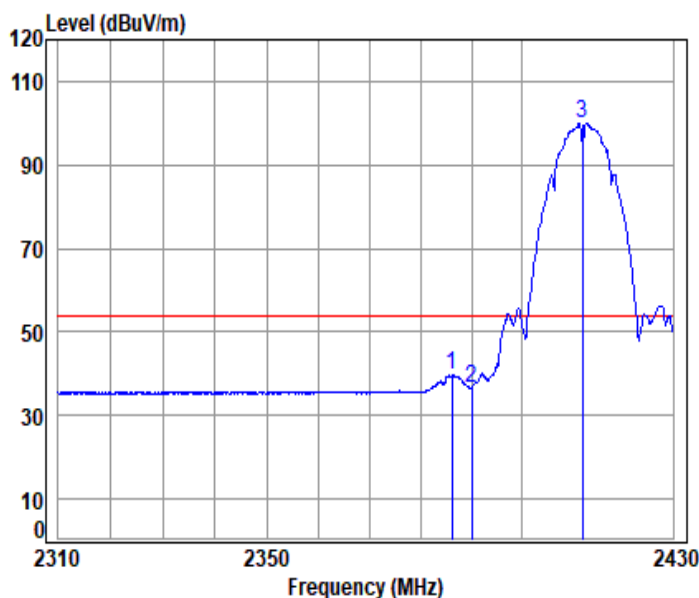
Mode : 2412 Band edge

: 2.4G Wi-Fi 11b

	Cable	Ant	Preamp	Read	Limit	Over	
Freq	Loss	Factor	Factor	Level	Level	Line	Limit Remark
MHz	dB	dB/m	dB	dBuV	dBuV/m	dBuV/m	dB
1	2387.186	6.82	27.45	31.54	48.86	51.59	74.00 -22.41 Peak
2	2390.000	6.82	27.46	31.54	46.21	48.95	74.00 -25.05 Peak
3	pp 2412.000	6.91	27.52	31.54	101.14	104.03	74.00 30.03 Peak



11b\_TX\_CH\_01\_Vertical-Avg



Condition: 3m VERTICAL

Job No : 04945WM

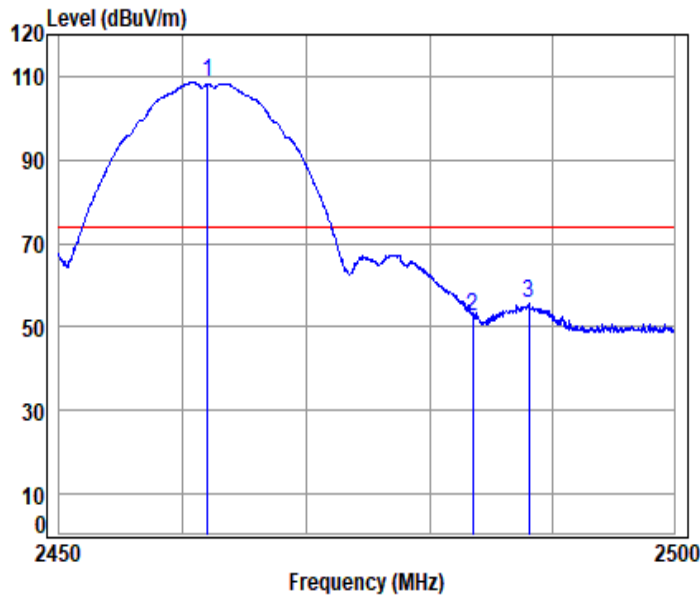
Mode : 2412 Band edge

: 2.4G Wi-Fi 11b

	Cable	Ant	Preamp	Read	Limit	Over		
Freq	Loss	Factor	Factor	Level	Level	Line	Limit	Remark
MHz	dB	dB/m	dB	dBuV	dBuV/m	dBuV/m	dB	
1	2386.219	6.82	27.44	31.54	36.84	39.56	54.00	-14.44 Average
2	2390.000	6.82	27.46	31.54	33.88	36.62	54.00	-17.38 Average
3	pp 2412.000	6.91	27.52	31.54	97.24	100.13	54.00	46.13 Average



### 11b\_TX\_CH\_11\_Horizontal-Peak



Condition: 3m HORIZONTAL

Job No : 04945WM

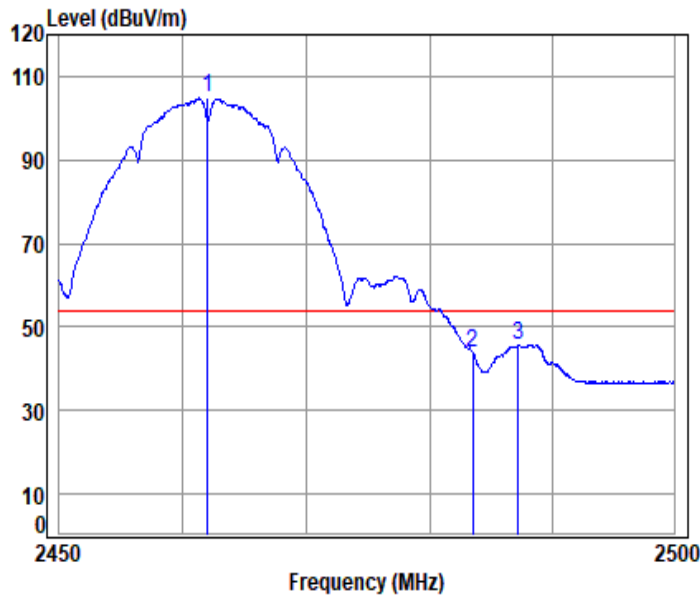
Mode : 2462 Band edge

: 2.4G Wi-Fi 11b

		Cable	Ant	Preamp	Read	Limit	Over	
	Freq	Loss	Factor	Factor	Level	Line	Limit	Remark
	MHz	dB	dB/m	dB	dBuV	dBuV/m	dBuV/m	dB
1 pp	2462.000	7.25	27.67	31.55	105.14	108.51	74.00	34.51 peak
2	2483.500	7.40	27.80	31.55	48.81	52.46	74.00	-21.54 peak
3	2488.109	7.43	27.83	31.55	51.79	55.50	74.00	-18.50 peak



11b\_TX\_CH\_11\_Horizontal-Avg



Condition: 3m HORIZONTAL

Job No : 04945WM

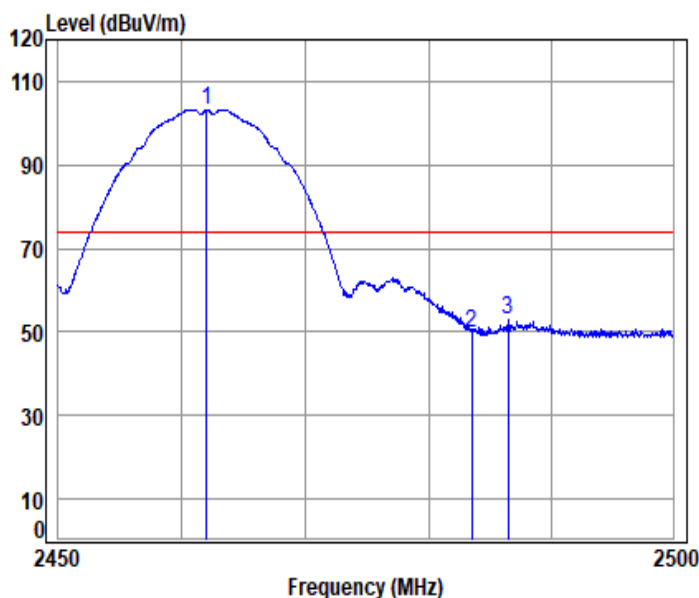
Mode : 2462 Band edge

: 2.4G Wi-Fi 11b

		Cable	Ant	Preamp	Read	Limit	Over	
	Freq	Loss	Factor	Factor	Level	Line	Limit	Remark
	MHz	dB	dB/m	dB	dBuV	dBuV/m	dBuV/m	dB
1 pp	2462.000	7.25	27.67	31.55	101.37	104.74	54.00	50.74 Average
2	2483.500	7.40	27.80	31.55	40.10	43.75	54.00	-10.25 Average
3	2487.254	7.42	27.82	31.55	42.06	45.75	54.00	-8.25 Average



### 11b\_TX\_CH\_11\_Verical-Peak



Condition: 3m VERTICAL

Job No : 04945WM

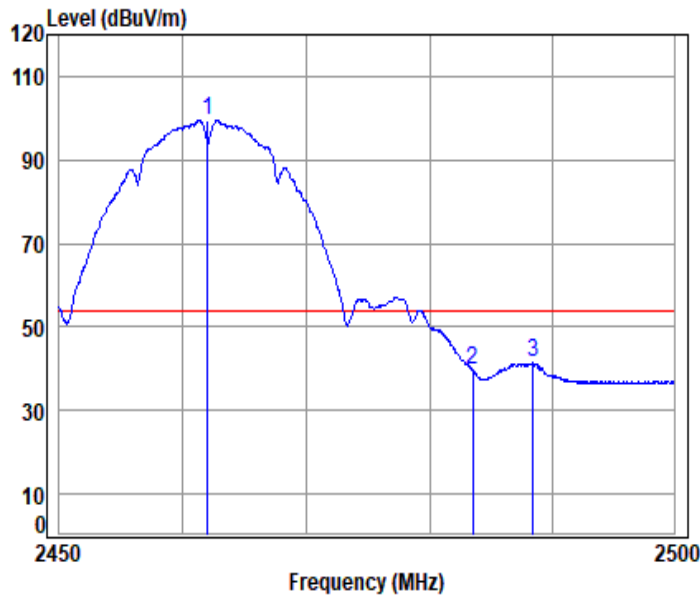
Mode : 2462 Band edge

: 2.4G Wi-Fi 11b

		Cable	Ant	Preamp	Read	Limit	Over	
	Freq	Loss	Factor	Factor	Level	Line	Limit	Remark
	MHz	dB	dB/m	dB	dBuV	dBuV/m	dBuV/m	dB
1 pp	2462.000	7.25	27.67	31.55	99.97	103.34	74.00	29.34 Peak
2	2483.500	7.40	27.80	31.55	46.29	49.94	74.00	-24.06 Peak
3	2486.501	7.42	27.82	31.55	49.06	52.75	74.00	-21.25 Peak



11b\_TX\_CH\_11\_Vertical-Avg



Condition: 3m VERTICAL

Job No : 04945WM

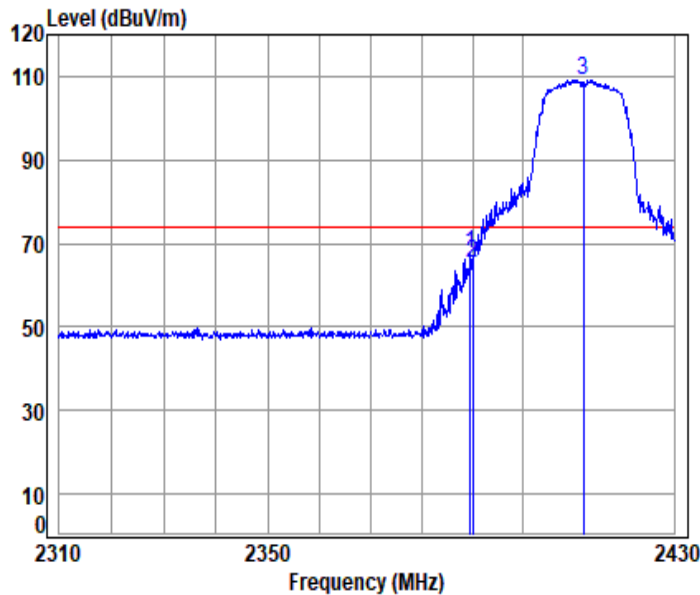
Mode : 2462 Band edge

: 2.4G Wi-Fi 11b

		Cable	Ant	Preamp	Read	Limit	Over	
	Freq	Loss	Factor	Factor	Level	Line	Limit	Remark
	MHz	dB	dB/m	dB	dBuV	dBuV/m	dBuV/m	dB
1 pp	2462.000	7.25	27.67	31.55	96.07	99.44	54.00	45.44 Average
2	2483.500	7.40	27.80	31.55	36.19	39.84	54.00	-14.16 Average
3	2488.461	7.43	27.83	31.55	37.59	41.30	54.00	-12.70 Average



### 11g\_TX\_CH\_01\_Horizontal-Peak



Condition: 3m HORIZONTAL

Job No : 04945WM

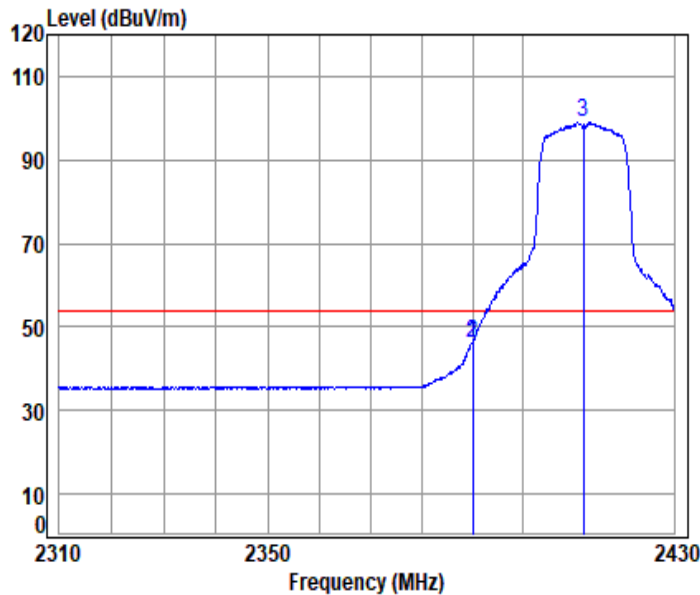
Mode : 2412 Band edge

: 2.4G Wi-Fi 11g

		Cable	Ant	Preamp	Read		Limit	Over	
	Freq	Loss	Factor	Factor	Level	Level	Line	Limit	Remark
	MHz	dB	dB/m	dB	dBuV	dBuV/m	dBuV/m	dB	
1	2389.605	6.82	27.46	31.54	64.57	67.31	74.00	-6.69	peak
2	2390.000	6.82	27.46	31.54	62.35	65.09	74.00	-8.91	peak
3	2412.000	6.91	27.52	31.54	106.31	109.20	74.00	35.20	peak



11g\_TX\_CH\_01\_Horizontal-Avg



Condition: 3m HORIZONTAL

Job No : 04945WM

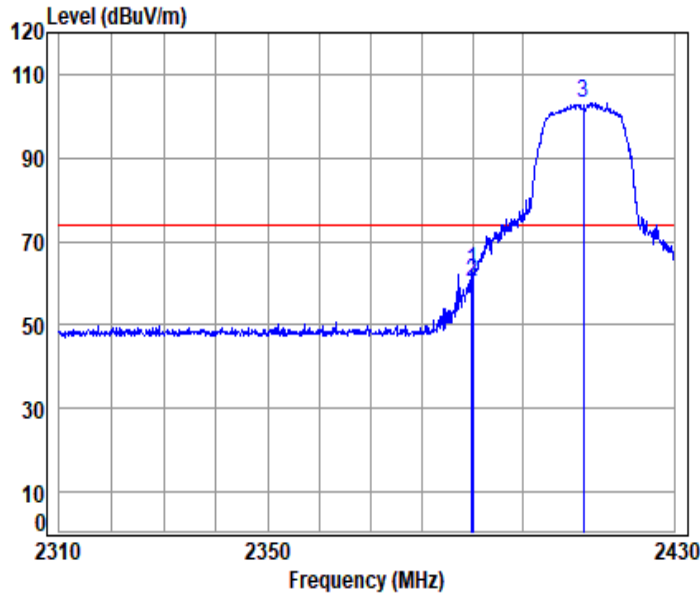
Mode : 2412 Band edge

: 2.4G Wi-Fi 11g

	Cable	Ant	Preamp	Read	Limit	Over		
Freq	Loss	Factor	Factor	Level	Level	Line	Limit	Remark
MHz	dB	dB/m	dB	dBuV	dBuV/m	dBuV/m	dB	
1 2389.968	6.82	27.46	31.54	43.44	46.18	54.00	-7.82	Average
2 2390.000	6.82	27.46	31.54	43.44	46.18	54.00	-7.82	Average
3 pp 2412.000	6.91	27.52	31.54	95.99	98.88	54.00	44.88	Average



### 11g\_TX\_CH\_01\_Verical-Peak



Condition: 3m VERTICAL

Job No : 04945WM

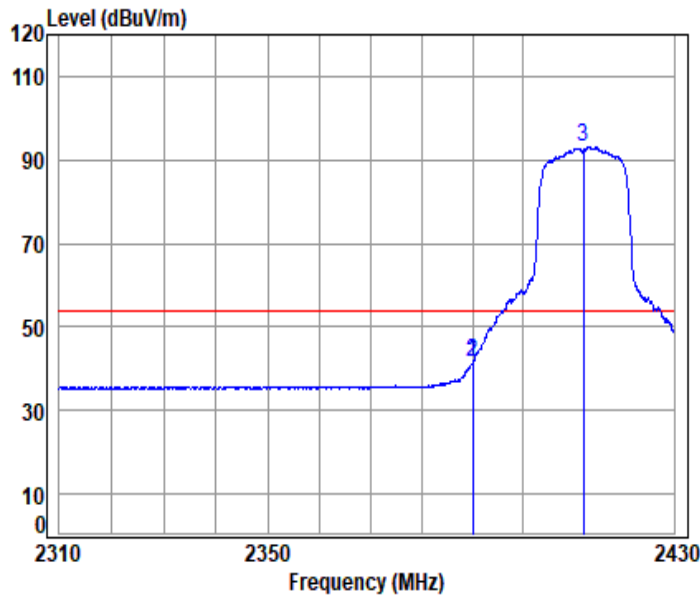
Mode : 2412 Band edge

: 2.4G Wi-Fi 11g

	Cable	Ant	Preamp	Read	Limit	Over	
Freq	Loss	Factor	Factor	Level	Line	Limit	Remark
MHz	dB	dB/m	dB	dBuV	dBuV/m	dBuV/m	dB
1 2389.847	6.82	27.46	31.54	60.02	62.76	74.00	-11.24 Peak
2 2390.000	6.82	27.46	31.54	57.50	60.24	74.00	-13.76 Peak
3 pp 2412.000	6.91	27.52	31.54	100.25	103.14	74.00	29.14 Peak



11g\_TX\_CH\_01\_Vertical-Avg



Condition: 3m VERTICAL

Job No : 04945WM

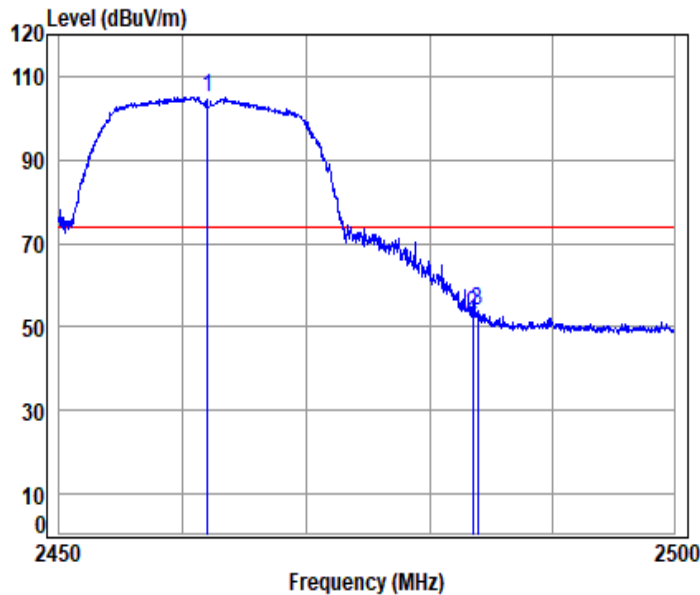
Mode : 2412 Band edge

: 2.4G Wi-Fi 11g

	Cable	Ant	Preamp	Read	Limit	Over		
Freq	Loss	Factor	Factor	Level	Level	Line	Limit	Remark
MHz	dB	dB/m	dB	dBuV	dBuV/m	dBuV/m	dB	
1 2389.968	6.82	27.46	31.54	38.78	41.52	54.00	-12.48	Average
2 2390.000	6.82	27.46	31.54	38.78	41.52	54.00	-12.48	Average
3 pp 2412.000	6.91	27.52	31.54	90.32	93.21	54.00	39.21	Average



### 11g\_TX\_CH\_11\_Horizontal-Peak



Condition: 3m HORIZONTAL

Job No : 04945WM

Mode : 2462 Band edge

: 2.4G Wi-Fi 11g

		Cable	Ant	Preamp	Read	Limit	Over	
	Freq	Loss	Factor	Factor	Level	Level	Line	Remark
	MHz	dB	dB/m	dB	dBuV	dBuV/m	dBuV/m	dB
1 pp	2462.000	7.25	27.67	31.55	101.60	104.97	74.00	30.97 peak
2	2483.500	7.40	27.80	31.55	49.12	52.77	74.00	-21.23 peak
3	2483.940	7.40	27.80	31.55	50.00	53.65	74.00	-20.35 peak



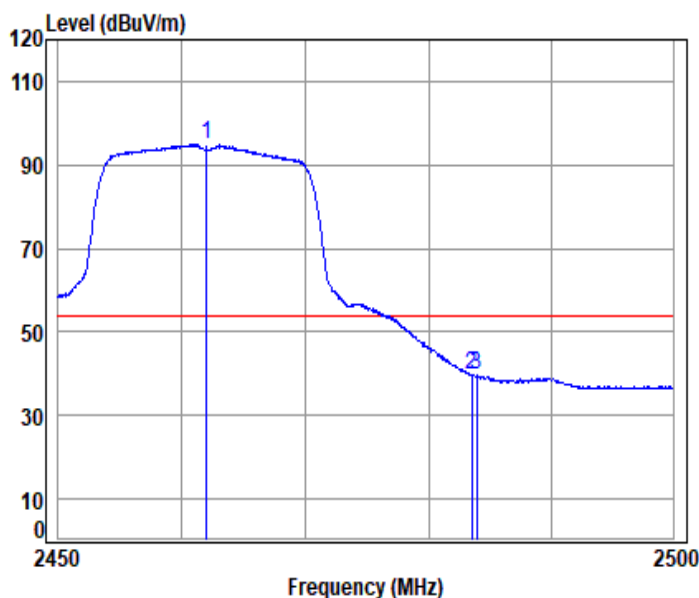
## SGS-CSTC Standards Technical Services Co., Ltd. Shenzhen Branch

SZEMC-TRF-01 Rev. A/1

Report No.: SZCR250100029107

Page: 35 of 147

11g\_TX\_CH\_11\_Horizontal-Avg



Condition: 3m HORIZONTAL

Job No : 04945WM

Mode : 2462 Band edge

: 2.4G Wi-Fi 11g

		Cable	Ant	Preamp	Read	Limit	Over	
	Freq	Loss	Factor	Factor	Level	Line	Limit	Remark
	MHz	dB	dB/m	dB	dBuV	dBuV/m	dBuV/m	dB
1 pp	2462.000	7.25	27.67	31.55	91.62	94.99	54.00	40.99 Average
2	2483.500	7.40	27.80	31.55	36.19	39.84	54.00	-14.16 Average
3	2483.940	7.40	27.80	31.55	35.95	39.60	54.00	-14.40 Average



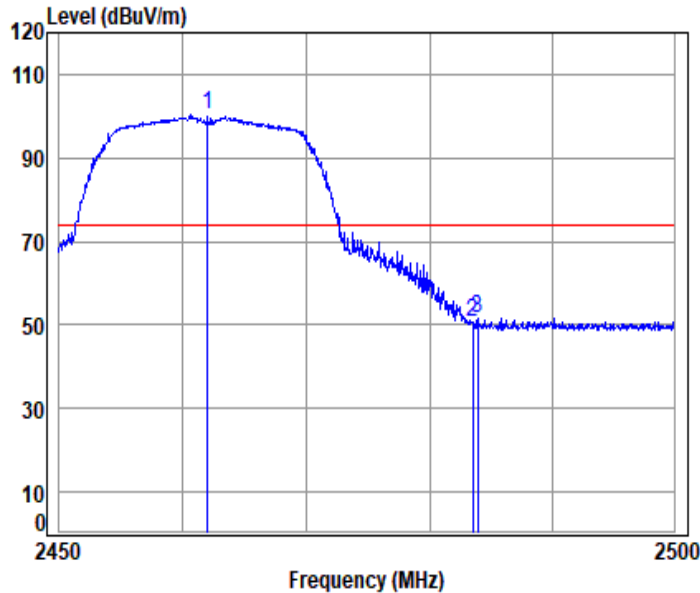
SGS-CSTC Standards Technical Services Co., Ltd.  
Shenzhen Branch

Unless otherwise agreed in writing, this document is issued by the Company subject to its General Conditions of Service printed overleaf, available on request or accessible at <https://www.sgs.com/en/Terms-and-Conditions>. Attention is drawn to the limitation of liability, indemnification and jurisdiction issues defined therein. Any holder of this document is advised that information contained hereon reflects the Company's findings at the time of its intervention only and within the limits of Client's instructions, if any. The Company's sole responsibility is to its Client and this document does not exonerate parties to a transaction from exercising all their rights and obligations under the transaction documents. This document cannot be reproduced except in full, without prior written approval of the Company. Any unauthorized alteration, forgery or falsification of the content or appearance of this document is unlawful and offenders may be prosecuted to the fullest extent of the law. Unless otherwise stated the results shown in this test report refer only to the sample(s) tested and such sample(s) are retained for 30 days only.

Attention: To check the authenticity of testing /inspection report & certificate, please contact us at telephone: (86-755) 8307 1443, or email: [CN.Doccheck@sgs.com](mailto:CN.Doccheck@sgs.com)

No.1 Workshop, M-10, Middle Section, Science & Technology Park, Nanshan District, Shenzhen, Guangdong, China 518057 t (86-755) 26012053 f (86-755) 26710594 www.sgs.com.cn  
中国·广东·深圳市南山区科技园中区M-10栋1号厂房 邮编: 518057 t (86-755) 26012053 f (86-755) 26710594 sgs.china@sgs.com

11g\_TX\_CH\_11\_Verical-Peak



Condition: 3m VERTICAL

Job No : 04945WM

Mode : 2462 Band edge

: 2.4G Wi-Fi 11g

		Cable	Ant	Preamp	Read	Limit	Over	
	Freq	Loss	Factor	Factor	Level	Level	Line	Limit Remark
	MHz	dB	dB/m	dB	dBuV	dBuV/m	dBuV/m	dB
1 pp	2462.000	7.25	27.67	31.55	96.84	100.21	74.00	26.21 Peak
2	2483.500	7.40	27.80	31.55	47.05	50.70	74.00	-23.30 Peak
3	2483.940	7.40	27.80	31.55	48.11	51.76	74.00	-22.24 Peak



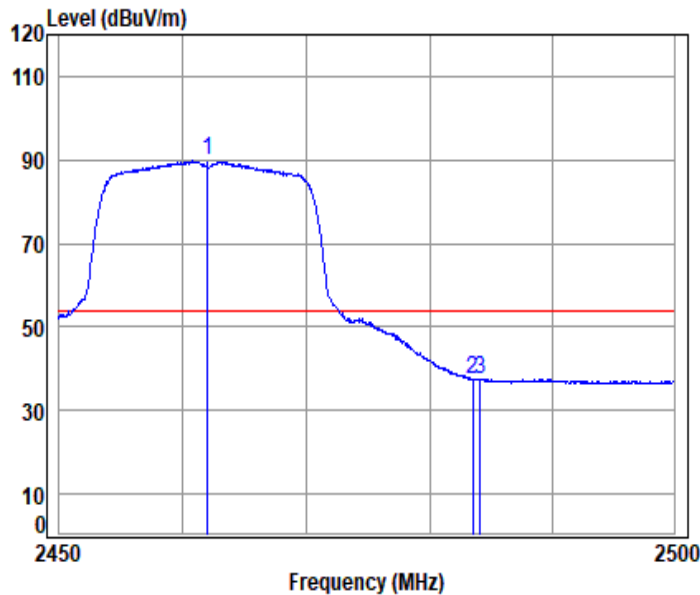
## SGS-CSTC Standards Technical Services Co., Ltd. Shenzhen Branch

SZEMC-TRF-01 Rev. A/1

Report No.: SZCR250100029107

Page: 37 of 147

11g\_TX\_CH\_11\_Vertical-Avg



Condition: 3m VERTICAL

Job No : 04945WM

Mode : 2462 Band edge

: 2.4G Wi-Fi 11g

		Cable	Ant	Preamp	Read	Limit	Over	
	Freq	Loss	Factor	Factor	Level	Line	Limit	Remark
	MHz	dB	dB/m	dB	dBuV	dBuV/m	dBuV/m	dB
1 pp	2462.000	7.25	27.67	31.55	86.33	89.70	54.00	35.70 Average
2	2483.500	7.40	27.80	31.55	33.93	37.58	54.00	-16.42 Average
3	2484.141	7.40	27.80	31.55	33.91	37.56	54.00	-16.44 Average



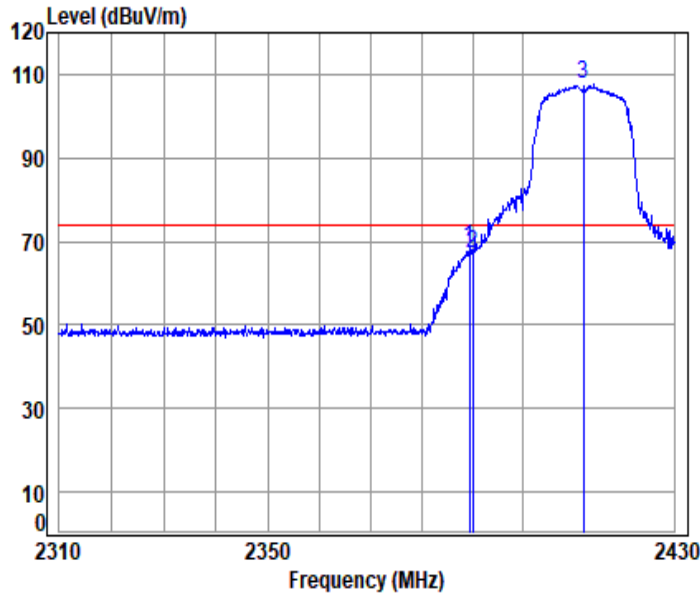
SGS-CSTC Standards Technical Services Co., Ltd.  
Shenzhen Branch Inspection & Testing Laboratory

Unless otherwise agreed in writing, this document is issued by the Company subject to its General Conditions of Service printed overleaf, available on request or accessible at <https://www.sgs.com/en/Terms-and-Conditions>. Attention is drawn to the limitation of liability, indemnification and jurisdiction issues defined therein. Any holder of this document is advised that information contained hereon reflects the Company's findings at the time of its intervention only and within the limits of Client's instructions, if any. The Company's sole responsibility is to its Client and this document does not exonerate parties to a transaction from exercising all their rights and obligations under the transaction documents. This document cannot be reproduced except in full, without prior written approval of the Company. Any unauthorized alteration, forgery or falsification of the content or appearance of this document is unlawful and offenders may be prosecuted to the fullest extent of the law. Unless otherwise stated the results shown in this test report refer only to the sample(s) tested and such sample(s) are retained for 30 days only.

Attention: To check the authenticity of testing / inspection report & certificate, please contact us at telephone: (86-755) 8307 1443, or email: [CN.Doccheck@sgs.com](mailto:CN.Doccheck@sgs.com)

No.1 Workshop, M-10, Middle Section, Science & Technology Park, Nanshan District, Shenzhen, Guangdong, China 518057 t (86-755) 26012053 f (86-755) 26710594 www.ssgroup.com.cn  
中国·广东·深圳市南山区科技园中区M-10栋1号厂房 邮编: 518057 t (86-755) 26012053 f (86-755) 26710594 sgs.china@sgs.com

11n\_HT(20M)\_TX\_CH\_01\_Horizontal-Peak



Condition: 3m HORIZONTAL

Job No : 04945WM

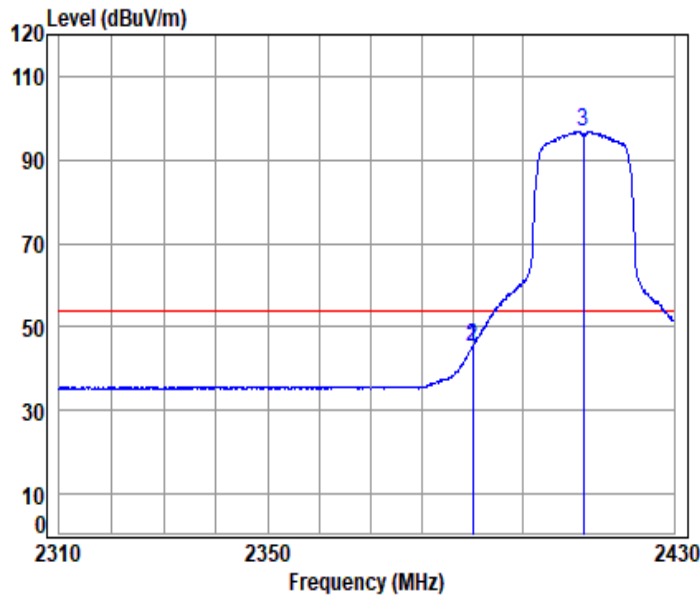
Mode : 2412 Band edge

: 2.4G Wi-Fi 11n20

		Cable	Ant	Preamp	Read		Limit	Over	
	Freq	Loss	Factor	Factor	Level	Level	Line	Limit	Remark
	MHz	dB	dB/m	dB	dBuV	dBuV/m	dBuV/m	dB	
1	2389.363	6.82	27.46	31.54	65.47	68.21	74.00	-5.79	peak
2	2390.000	6.82	27.46	31.54	64.30	67.04	74.00	-6.96	peak
3	2412.000	6.91	27.52	31.54	104.65	107.54	74.00	33.54	peak



11n\_HT(20M)\_TX\_CH\_01\_Horizontal-Avg



Condition: 3m HORIZONTAL

Job No : 04945WM

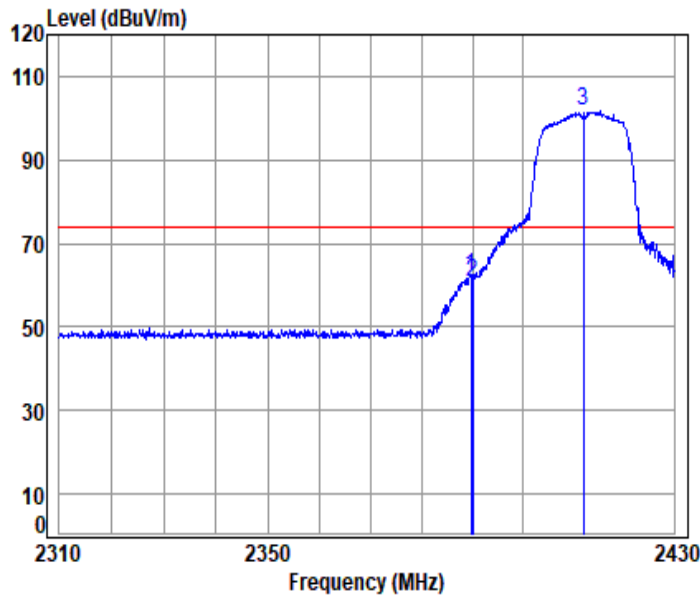
Mode : 2412 Band edge

: 2.4G Wi-Fi 11n20

		Cable	Ant	Preamp	Read		Limit	Over	
	Freq	Loss	Factor	Factor	Level	Level	Line	Limit	Remark
	MHz	dB	dB/m	dB	dBuV	dBuV/m	dBuV/m	dB	
1	2389.968	6.82	27.46	31.54	42.22	44.96	54.00	-9.04	Average
2	2390.000	6.82	27.46	31.54	42.22	44.96	54.00	-9.04	Average
3	2412.000	6.91	27.52	31.54	94.01	96.90	54.00	42.90	Average



### 11n\_HT(20M)\_TX\_CH\_01\_Verical-Peak



Condition: 3m VERTICAL

Job No : 04945WM

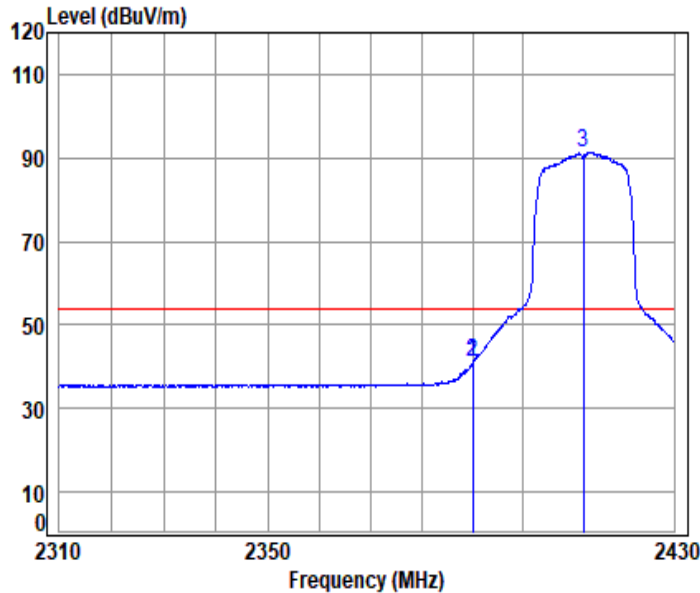
Mode : 2412 Band edge

: 2.4G Wi-Fi 11n20

	Cable	Ant	Preamp	Read	Limit	Over		
Freq	Loss	Factor	Factor	Level	Level	Line	Limit	Remark
MHz	dB	dB/m	dB	dBuV	dBuV/m	dBuV/m	dB	
1 2389.726	6.82	27.46	31.54	59.44	62.18	74.00	-11.82	Peak
2 2390.000	6.82	27.46	31.54	57.80	60.54	74.00	-13.46	Peak
3 pp 2412.000	6.91	27.52	31.54	98.93	101.82	74.00	27.82	Peak



11n\_HT(20M)\_TX\_CH\_01\_Vertical-Avg



Condition: 3m VERTICAL

Job No : 04945WM

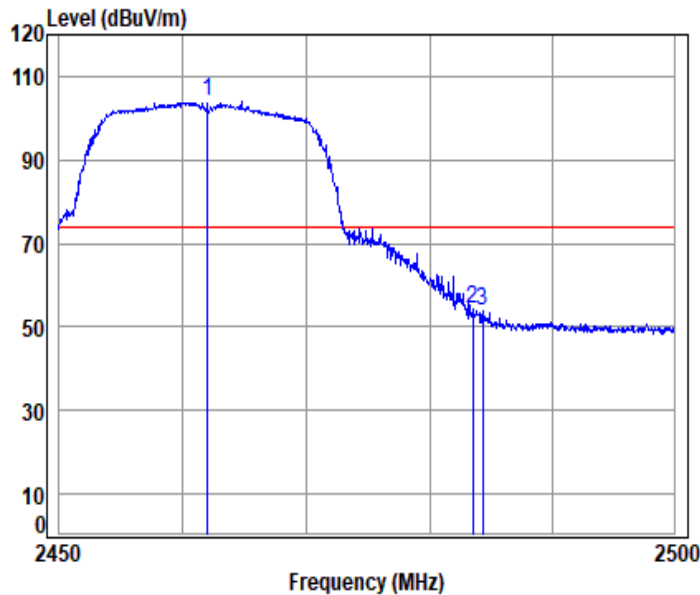
Mode : 2412 Band edge

: 2.4G Wi-Fi 11n20

		Cable	Ant	Preamp	Read		Limit	Over	
	Freq	Loss	Factor	Factor	Level	Level	Line	Limit	Remark
	MHz	dB	dB/m	dB	dBuV	dBuV/m	dBuV/m	dB	
1	2389.968	6.82	27.46	31.54	38.30	41.04	54.00	-12.96	Average
2	2390.000	6.82	27.46	31.54	38.30	41.04	54.00	-12.96	Average
3	2412.000	6.91	27.52	31.54	88.56	91.45	54.00	37.45	Average



11n\_HT(20M)\_TX\_CH\_11\_Horizontal-Peak



Condition: 3m HORIZONTAL

Job No : 04945WM

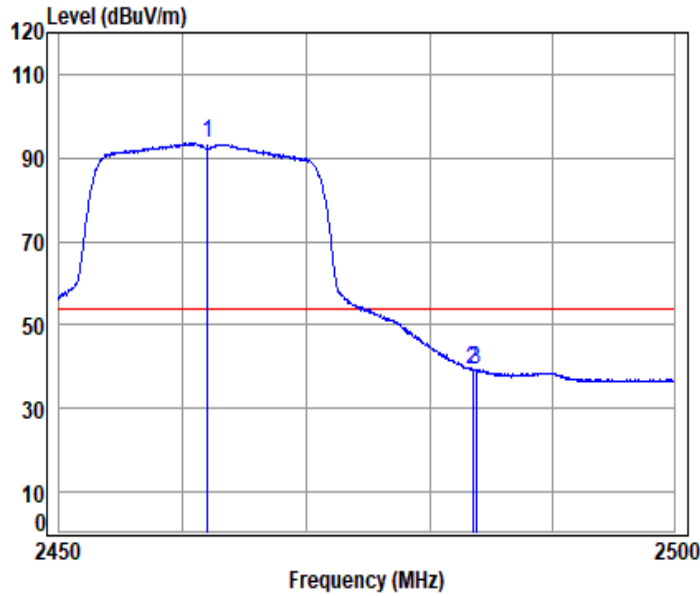
Mode : 2462 Band edge

: 2.4G Wi-Fi 11n20

		Cable	Ant	Preamp	Read		Limit	Over	
	Freq	Loss	Factor	Factor	Level	Level	Line	Limit	Remark
	MHz	dB	dB/m	dB	dBuV	dBuV/m	dBuV/m	dB	
1	pp 2462.000	7.25	27.67	31.55	100.50	103.87	74.00	29.87	peak
2	2483.500	7.40	27.80	31.55	50.52	54.17	74.00	-19.83	peak
3	2484.342	7.40	27.81	31.55	50.23	53.89	74.00	-20.11	peak



11n\_HT(20M)\_TX\_CH\_11\_Horizontal-Avg



Condition: 3m HORIZONTAL

Job No : 04945WM

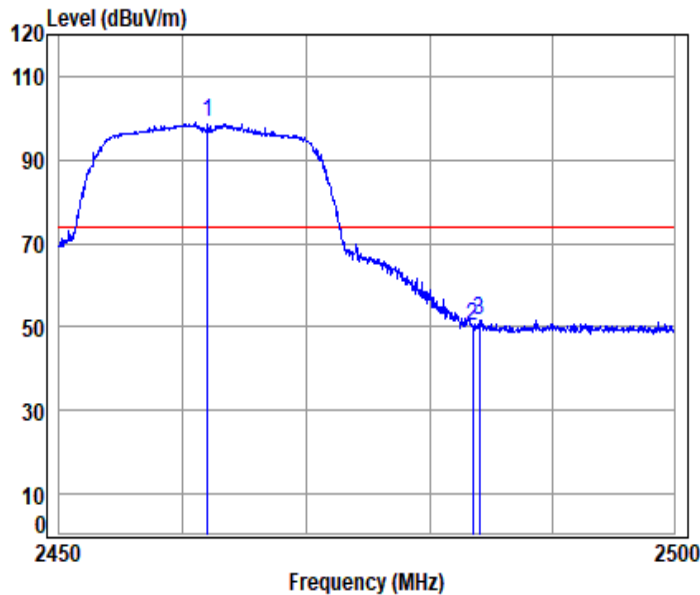
Mode : 2462 Band edge

: 2.4G Wi-Fi 11n20

		Cable	Ant	Preamp	Read		Limit	Over	
	Freq	Loss	Factor	Factor	Level	Level	Line	Limit	Remark
	MHz	dB	dB/m	dB	dBuV	dBuV/m	dBuV/m	dB	
1	pp 2462.000	7.25	27.67	31.55	90.16	93.53	54.00	39.53	Average
2	2483.500	7.40	27.80	31.55	35.37	39.02	54.00	-14.98	Average
3	2483.790	7.40	27.80	31.55	35.79	39.44	54.00	-14.56	Average



11n\_HT(20M)\_TX\_CH\_11\_Vertical-Peak



Condition: 3m VERTICAL

Job No : 04945WM

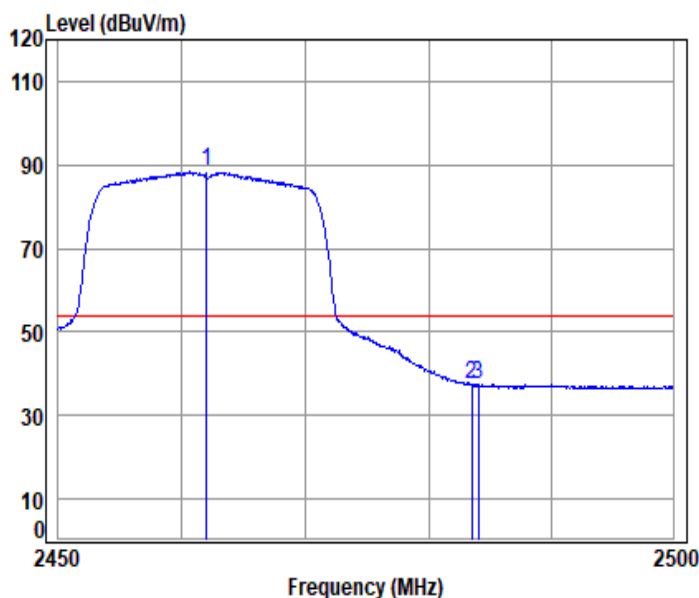
Mode : 2462 Band edge

: 2.4G Wi-Fi 11n20

		Cable	Ant	Preamp	Read		Limit	Over	
	Freq	Loss	Factor	Factor	Level	Level	Line	Limit	Remark
	MHz	dB	dB/m	dB	dBuV	dBuV/m	dBuV/m	dB	
1 pp	2462.000	7.25	27.67	31.55	95.58	98.95	74.00	24.95	Peak
2	2483.500	7.40	27.80	31.55	46.71	50.36	74.00	-23.64	Peak
3	2484.041	7.40	27.80	31.55	47.94	51.59	74.00	-22.41	Peak



11n\_HT(20M)\_TX\_CH\_11\_Verical-Avg



Condition: 3m VERTICAL

Job No : 04945WM

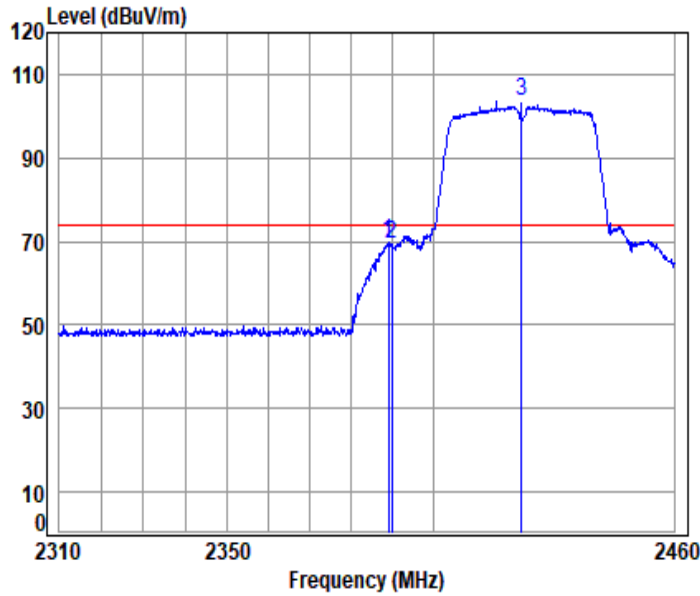
Mode : 2462 Band edge

: 2.4G Wi-Fi 11n20

		Cable	Ant	Preamp	Read	Limit	Over	
	Freq	Loss	Factor	Factor	Level	Line	Limit	Remark
	MHz	dB	dB/m	dB	dBuV	dBuV/m	dBuV/m	dB
1 pp	2462.000	7.25	27.67	31.55	84.92	88.29	54.00	34.29 Average
2	2483.500	7.40	27.80	31.55	33.58	37.23	54.00	-16.77 Average
3	2484.041	7.40	27.80	31.55	33.69	37.34	54.00	-16.66 Average



11n\_HT(40M)\_TX\_CH\_03\_Horizontal-Peak



Condition: 3m HORIZONTAL

Job No : 04945WM

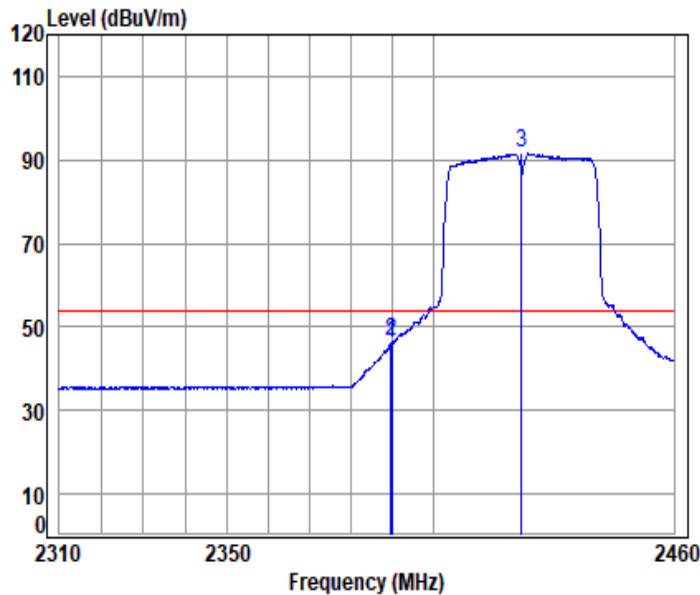
Mode : 2422 Band edge

: 2.4G Wi-Fi 11n40

	Cable	Ant	Preamp	Read	Limit	Over	
Freq	Loss	Factor	Factor	Level	Level	Line	Limit Remark
MHz	dB	dB/m	dB	dBuV	dBuV/m	dBuV/m	dB
1 2389.075	6.82	27.46	31.54	66.86	69.60	74.00	-4.40 peak
2 2390.000	6.82	27.46	31.54	66.78	69.52	74.00	-4.48 peak
3 pp 2422.000	6.98	27.54	31.54	100.47	103.45	74.00	29.45 peak



11n\_HT(40M)\_TX\_CH\_03\_Horizontal-Avg



Condition: 3m HORIZONTAL

Job No : 04945WM

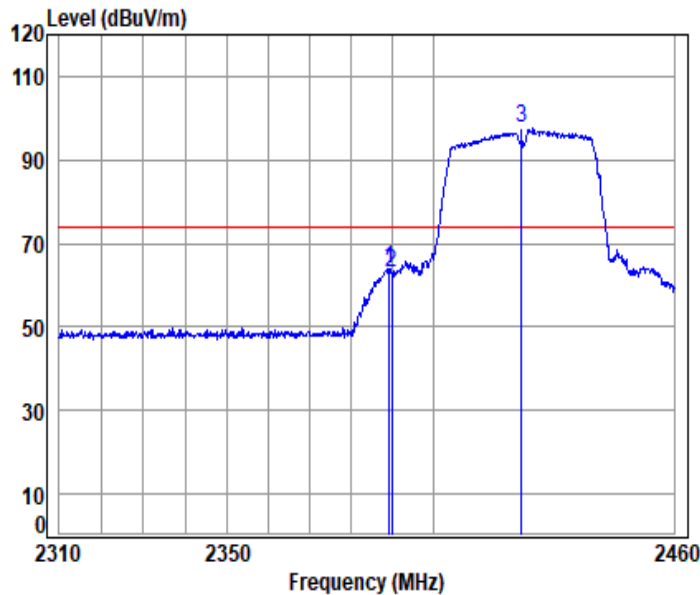
Mode : 2422 Band edge

: 2.4G Wi-Fi 11n40

	Cable	Ant	Preamp	Read	Limit	Over	
Freq	Loss	Factor	Factor	Level	Level	Line	Limit Remark
MHz	dB	dB/m	dB	dBuV	dBuV/m	dBuV/m	dB
1 2389.677	6.82	27.46	31.54	43.15	45.89	54.00	-8.11 Average
2 2390.000	6.82	27.46	31.54	43.60	46.34	54.00	-7.66 Average
3 pp 2422.000	6.98	27.54	31.54	88.52	91.50	54.00	37.50 Average



11n\_HT(40M)\_TX\_CH\_03\_Verical-Peak



Condition: 3m VERTICAL

Job No : 04945WM

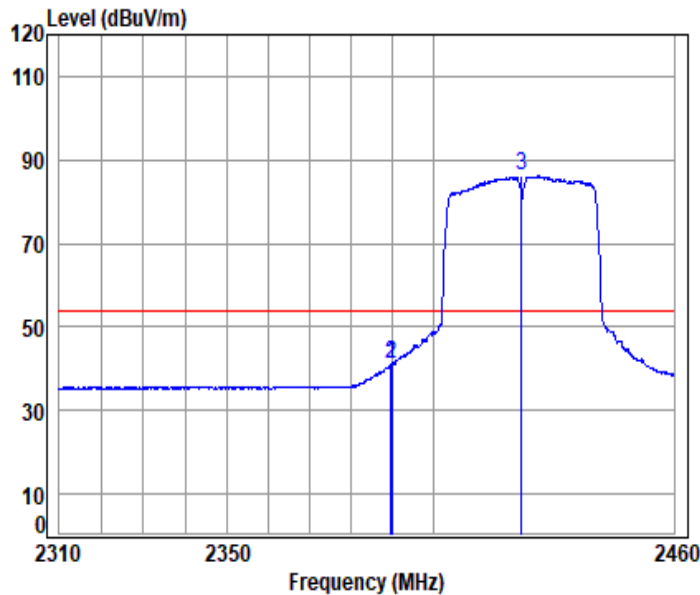
Mode : 2422 Band edge

: 2.4G Wi-Fi 11n40

	Cable	Ant	Preamp	Read	Limit	Over		
Freq	Loss	Factor	Factor	Level	Level	Line	Limit	Remark
MHz	dB	dB/m	dB	dBuV	dBuV/m	dBuV/m	dB	
1 2389.376	6.82	27.46	31.54	61.11	63.85	74.00	-10.15	Peak
2 2390.000	6.82	27.46	31.54	60.45	63.19	74.00	-10.81	Peak
3 pp 2422.000	6.98	27.54	31.54	94.87	97.85	74.00	23.85	Peak



11n\_HT(40M)\_TX\_CH\_03\_Vertical-Avg



Condition: 3m VERTICAL

Job No : 04945WM

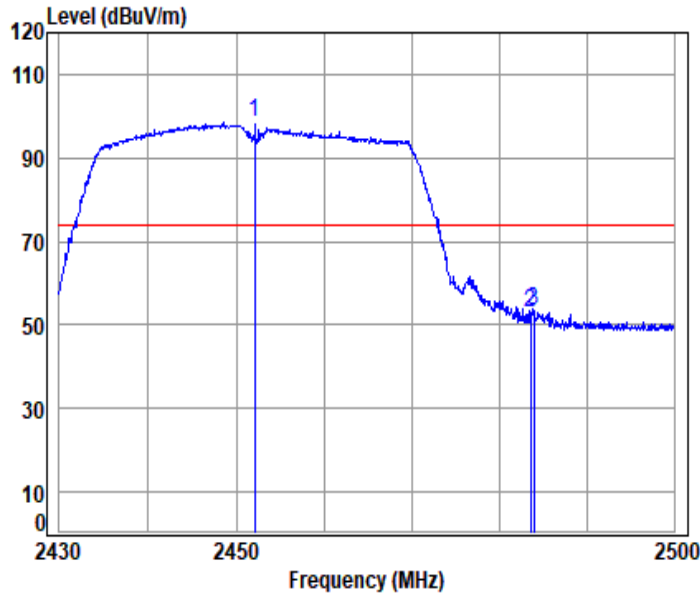
Mode : 2422 Band edge

: 2.4G Wi-Fi 11n40

	Cable	Ant	Preamp	Read	Limit	Over		
Freq	Loss	Factor	Factor	Level	Level	Line	Limit	Remark
MHz	dB	dB/m	dB	dBuV	dBuV/m	dBuV/m	dB	
1 2389.827	6.82	27.46	31.54	38.35	41.09	54.00	-12.91	Average
2 2390.000	6.82	27.46	31.54	38.31	41.05	54.00	-12.95	Average
3 pp 2422.000	6.98	27.54	31.54	83.04	86.02	54.00	32.02	Average



11n\_HT(40M)\_TX\_CH\_09\_Horizontal-Peak



Condition: 3m HORIZONTAL

Job No : 04945WM

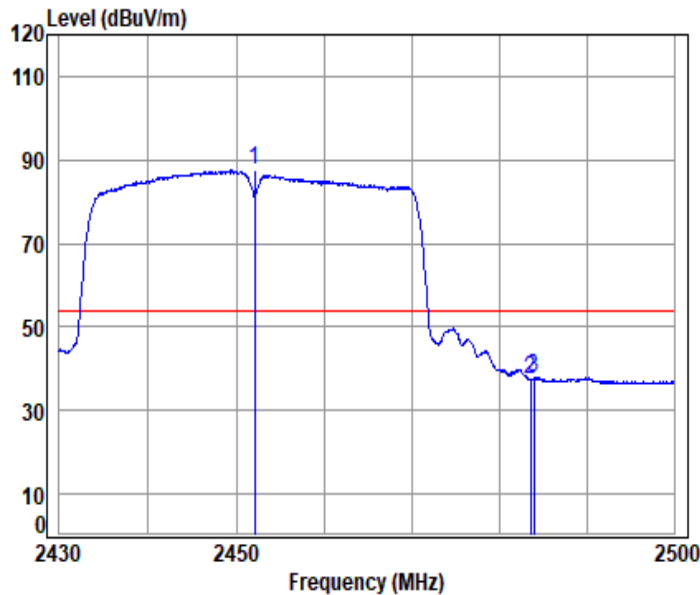
Mode : 2452 Band edge

: 2.4G Wi-Fi 11n40

		Cable	Ant	Preamp	Read		Limit	Over	
	Freq	Loss	Factor	Factor	Level	Level	Line	Limit	Remark
	MHz	dB	dB/m	dB	dBuV	dBuV/m	dBuV/m	dB	
1	pp 2452.000	7.18	27.61	31.55	95.39	98.63	74.00	24.63	peak
2	2483.500	7.40	27.80	31.55	49.28	52.93	74.00	-21.07	peak
3	2483.865	7.40	27.80	31.55	49.55	53.20	74.00	-20.80	peak



11n\_HT(40M)\_TX\_CH\_09\_Horizontal-Avg



Condition: 3m HORIZONTAL

Job No : 04945WM

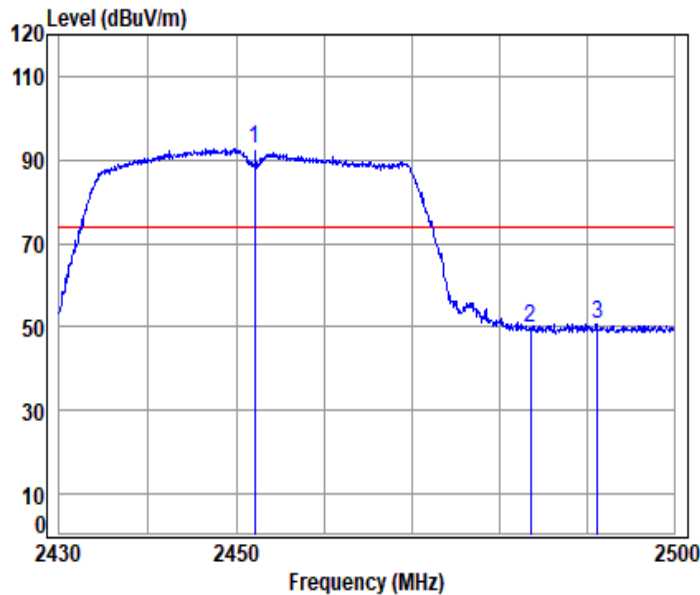
Mode : 2452 Band edge

: 2.4G Wi-Fi 11n40

		Cable	Ant	Preamp	Read		Limit	Over	
	Freq	Loss	Factor	Factor	Level	Level	Line	Limit	Remark
	MHz	dB	dB/m	dB	dBuV	dBuV/m	dBuV/m	dB	
1 pp	2452.000	7.18	27.61	31.55	84.15	87.39	54.00	33.39	Average
2	2483.500	7.40	27.80	31.55	33.73	37.38	54.00	-16.62	Average
3	2483.865	7.40	27.80	31.55	34.22	37.87	54.00	-16.13	Average



11n\_HT(40M)\_TX\_CH\_09\_Vertical-Peak



Condition: 3m VERTICAL

Job No : 04945WM

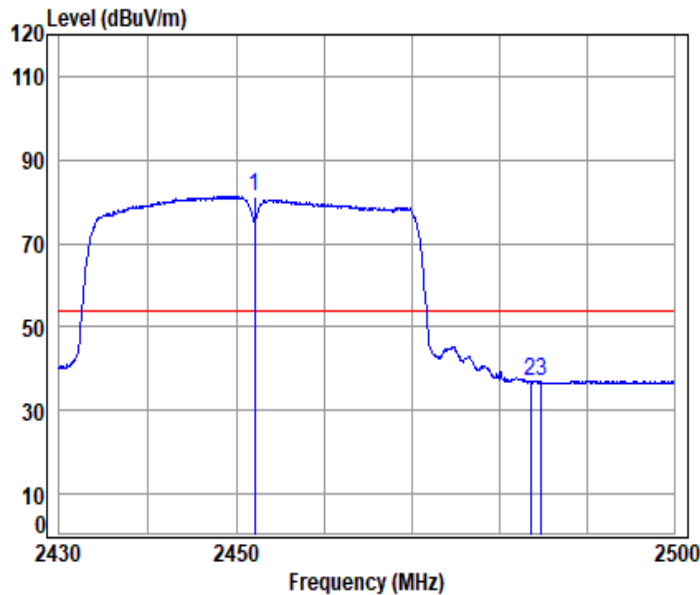
Mode : 2452 Band edge

: 2.4G Wi-Fi 11n40

		Cable	Ant	Preamp	Read		Limit	Over	
	Freq	Loss	Factor	Factor	Level	Level	Line	Limit	Remark
	MHz	dB	dB/m	dB	dBuV	dBuV/m	dBuV/m	dB	
1 pp	2452.000	7.18	27.61	31.55	89.38	92.62	74.00	18.62	Peak
2	2483.500	7.40	27.80	31.55	46.01	49.66	74.00	-24.34	Peak
3	2491.141	7.45	27.85	31.55	47.05	50.80	74.00	-23.20	Peak



11n\_HT(40M)\_TX\_CH\_09\_Vertical-Avg



Condition: 3m VERTICAL

Job No : 04945WM

Mode : 2452 Band edge

: 2.4G Wi-Fi 11n40

		Cable	Ant	Preamp	Read		Limit	Over	
	Freq	Loss	Factor	Factor	Level	Level	Line	Limit	Remark
	MHz	dB	dB/m	dB	dBuV	dBuV/m	dBuV/m	dB	
1 pp	2452.000	7.18	27.61	31.55	78.11	81.35	54.00	27.35	Average
2	2483.500	7.40	27.80	31.55	33.16	36.81	54.00	-17.19	Average
3	2484.711	7.41	27.81	31.55	33.30	36.97	54.00	-17.03	Average



# SGS-CSTC Standards Technical Services Co., Ltd. Shenzhen Branch

SZEMC-TRF-01 Rev. A/1

Report No.: SZCR250100029107

Page: 54 of 147

## 8.3 Radiated Spurious Emissions Below 1GHz

Test Requirement 47 CFR Part 15, Subpart C 15.205 & 15.209

Test Method: ANSI C63.10 (2013) Section 6.4,6.5

Measurement Distance: 3m

Limit:

Frequency(MHz)	Field strength(microvolts/meter)	Measurement distance(meters)
0.009-0.490	2400/F(kHz)	300
0.490-1.705	24000/F(kHz)	30
1.705-30.0	30	30
30-88	100	3
88-216	150	3
216-960	200	3
960-1000	500	3

### 8.3.1 E.U.T. Operation

Operating Environment:

Temperature: 21.2 °C

Humidity: 46.6 % RH

Atmospheric Pressure: 1020 mbar

### 8.3.2 Test Mode Description

Pre-scan / Final test	Mode Code	Description
Final test	08	Charge + TX mode_Keep the EUT in charging and continuously transmitting mode with all modulation types. All data rates for each modulation type have been tested. Only the data of worst case is recorded in the report.



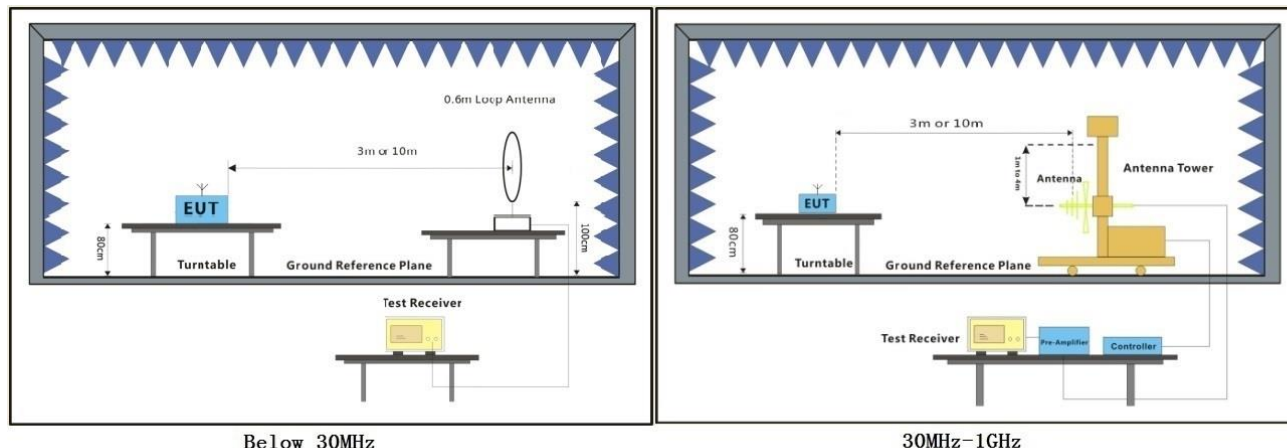
SGS-CSTC Standards Technical Services Co., Ltd.  
Shenzhen Branch Inspection & Testing Services Laboratory

Unless otherwise agreed in writing, this document is issued by the Company subject to its General Conditions of Service printed overleaf, available on request or accessible at <https://www.sgs.com/en/Terms-and-Conditions>. Attention is drawn to the limitation of liability, indemnification and jurisdiction issues defined therein. Any holder of this document is advised that information contained hereon reflects the Company's findings at the time of its intervention only and within the limits of Client's instructions, if any. The Company's sole responsibility is to its Client and this document does not exonerate parties to a transaction from exercising all their rights and obligations under the transaction documents. This document cannot be reproduced except in full, without prior written approval of the Company. Any unauthorized alteration, forgery or falsification of the content or appearance of this document is unlawful and offenders may be prosecuted to the fullest extent of the law. Unless otherwise stated the results shown in this test report refer only to the sample(s) tested and such sample(s) are retained for 30 days only.

Attention: To check the authenticity of testing /inspection report & certificate, please contact us at telephone: (86-755) 8307 1443, or email: [CN.Doccheck@sgs.com](mailto:CN.Doccheck@sgs.com)

No.1 Workshop, M-10, Middle Section, Science & Technology Park, Nanshan District, Shenzhen, Guangdong, China 518057 t (86-755) 26012053 f (86-755) 26710594 www.sgsgroup.com.cn  
中国·广东·深圳市南山区科技园中区M-10栋1号厂房 邮编: 518057 t (86-755) 26012053 f (86-755) 26710594 sgs.china@sgs.com

### 8.3.3 Test Setup Diagram



### 8.3.4 Measurement Procedure and Data

- For below 1GHz, the EUT was placed on the top of a rotating table 0.8 meters above the ground at a 3 or 10 meter semi-anechoic chamber. The table was rotated 360 degrees to determine the position of the highest radiation.
- The EUT was set 3 or 10 meters away from the interference-receiving antenna, which was mounted on the top of a variable-height antenna tower.
- The antenna height is varied from one meter to four meters above the ground to determine the maximum value of the field strength. Both horizontal and vertical polarizations of the antenna are set to make the measurement.
- For each suspected emission, the EUT was arranged to its worst case and then the antenna was tuned to heights from 1 meter to 4 meters (for the test frequency of below 30MHz, the antenna was tuned to heights 1 meter) and the rotatable table was turned from 0 degrees to 360 degrees to find the maximum reading.
- The test-receiver system was set to Peak Detect Function and Specified Bandwidth with Maximum Hold Mode.
- If the emission level of the EUT in peak mode was 10dB lower than the limit specified, then testing could be stopped and the peak values of the EUT would be reported. Otherwise the emissions that did not have 10dB margin would be re-tested one by one using quasi-peak method as specified and then reported in a data sheet.
- Test the EUT in the lowest channel, the middle channel, the Highest channel.
- The radiation measurements are performed in X, Y, Z axis positioning for Transmitting mode, and found the X axis positioning which it is the worst case.
- Repeat above procedures until all frequencies measured was complete.

Remark:

- Level= Read Level+ Cable Loss+ Antenna Factor- Preamp Factor
- Scan from 9kHz to 30MHz, the disturbance below 30MHz was very low. The points marked on above plots are the highest emissions could be found when testing, so only above points had been displayed. The amplitude of spurious emissions from the radiator which are attenuated more than 20dB below the limit need not be reported.



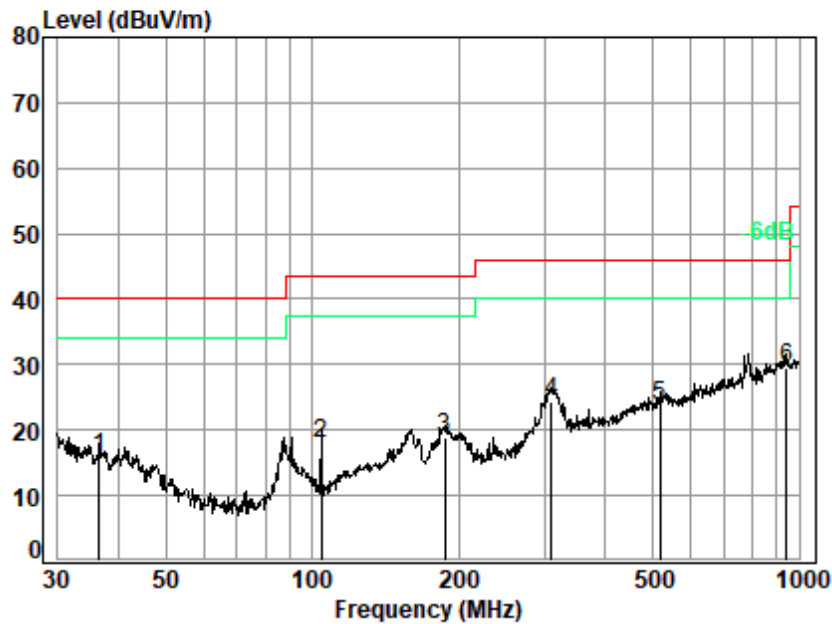
## SGS-CSTC Standards Technical Services Co., Ltd. Shenzhen Branch

SZEMC-TRF-01 Rev. A/1

Report No.: SZCR250100029107

Page: 56 of 147

Test Mode: 08; Polarity: Horizontal



Site : chamber  
Condition: 3m HORIZONTAL  
Job No. : 04945WM  
Test Mode: 08

	Ant	Cable	Preamp	Read		Limit	Over	
Freq	Factor	Loss	Factor	Level	Level	Line	Limit	Remark
MHz	dB/m	dB	dB	dBuV	dBuV/m	dBuV/m	dB	
1	36.509	18.02	0.75	27.77	24.84	15.84	40.00	-24.16 QP
2	104.170	12.22	1.25	27.57	32.14	18.04	43.50	-25.46 QP
3	187.096	14.30	1.71	27.22	29.95	18.74	43.50	-24.76 QP
4	309.998	18.41	2.24	26.79	30.48	24.34	46.00	-21.66 QP
5	519.065	23.32	2.99	27.64	25.17	23.84	46.00	-22.16 QP
6 q	942.131	28.19	4.23	26.46	23.59	29.55	46.00	-16.45 QP



Unless otherwise agreed in writing, this document is issued by the Company subject to its General Conditions of Service printed overleaf, available on request or accessible at <https://www.sgs.com/en/Terms-and-Conditions>. Attention is drawn to the limitation of liability, indemnification and jurisdiction issues defined therein. Any holder of this document is advised that information contained hereon reflects the Company's findings at the time of its intervention only and within the limits of Client's instructions, if any. The Company's sole responsibility is to its Client and this document does not exonerate parties to a transaction from exercising all their rights and obligations under the transaction documents. This document cannot be reproduced except in full, without prior written approval of the Company. Any unauthorized alteration, forgery or falsification of the content or appearance of this document is unlawful and offenders may be prosecuted to the fullest extent of the law. Unless otherwise stated the results shown in this test report refer only to the sample(s) tested and such sample(s) are retained for 30 days only.

Attention: To check the authenticity of testing /inspection report & certificate, please contact us at telephone: (86-755) 8307 1443, or email: [CN.Doccheck@sgs.com](mailto:CN.Doccheck@sgs.com)

SGS-CSTC Standards Technical Services Co., Ltd.  
Shenzhen Branch Testing & Calibration Laboratory

No.1 Workshop, M-10, Middle Section, Science & Technology Park, Nanshan District, Shenzhen, Guangdong, China 518057 t (86-755) 26012053 f (86-755) 26710594 www.sgs.com.cn  
中国·广东·深圳市南山区科技园中区M-10栋1号厂房 邮编: 518057 t (86-755) 26012053 f (86-755) 26710594 sgs.china@sgs.com

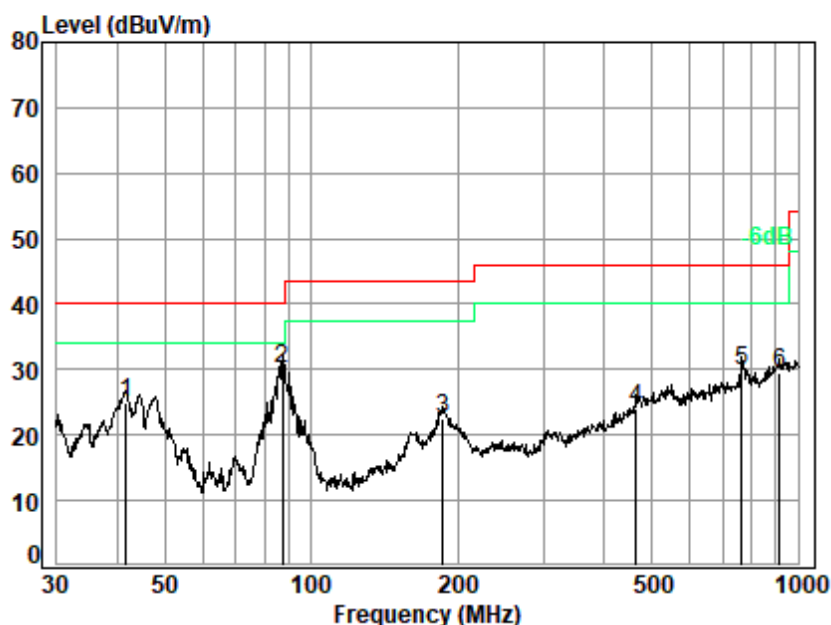
## SGS-CSTC Standards Technical Services Co., Ltd. Shenzhen Branch

SZEMC-TRF-01 Rev. A/1

Report No.: SZCR250100029107

Page: 57 of 147

Test Mode: 08; Polarity: Vertical



Site : chamber  
Condition: 3m VERTICAL  
Job No. : 04945WM  
Test Mode: 08

	Ant	Cable	Preamp	Read		Limit	Over	
	Freq	Factor	Loss	Factor	Level	Level	Line	Limit Remark
	MHz	dB/m	dB	dB	dBuV	dBuV/m	dBuV/m	dB
1	41.567	15.62	0.79	27.76	36.20	24.85	40.00	-15.15 QP
2 q	87.112	11.33	1.14	27.63	45.39	30.23	40.00	-9.77 QP
3	186.441	14.30	1.71	27.23	33.62	22.40	43.50	-21.10 QP
4	463.970	21.69	2.81	27.42	27.10	24.18	46.00	-21.82 QP
5	766.057	26.59	3.76	27.56	27.11	29.90	46.00	-16.10 QP
6	916.069	28.06	4.16	26.65	24.06	29.63	46.00	-16.37 QP



Unless otherwise agreed in writing, this document is issued by the Company subject to its General Conditions of Service printed overleaf, available on request or accessible at <https://www.sgs.com/en/Terms-and-Conditions>. Attention is drawn to the limitation of liability, indemnification and jurisdiction issues defined therein. Any holder of this document is advised that information contained hereon reflects the Company's findings at the time of its intervention only and within the limits of Client's instructions, if any. The Company's sole responsibility is to its Client and this document does not exonerate parties to a transaction from exercising all their rights and obligations under the transaction documents. This document cannot be reproduced except in full, without prior written approval of the Company. Any unauthorized alteration, forgery or falsification of the content or appearance of this document is unlawful and offenders may be prosecuted to the fullest extent of the law. Unless otherwise stated the results shown in this test report refer only to the sample(s) tested and such sample(s) are retained for 30 days only.

Attention: To check the authenticity of testing /inspection report & certificate, please contact us at telephone: (86-755) 8307 1443, or email: [CN.Doccheck@sgs.com](mailto:CN.Doccheck@sgs.com)

SGS-CSTC Standards Technical Services Co., Ltd.  
Shenzhen Branch Inspection & Testing Services Laboratory

No.1 Workshop, M-10, Middle Section, Science & Technology Park, Nanshan District, Shenzhen, Guangdong, China 518057 t (86-755) 26012053 f (86-755) 26710594 www.sgs.com.cn  
中国·广东·深圳市南山区科技园中区M-10栋1号厂房 邮编: 518057 t (86-755) 26012053 f (86-755) 26710594 sgs.china@sgs.com

### 8.4 Radiated Spurious Emissions Above 1GHz

Test Requirement 47 CFR Part 15, Subpart C 15.205 & 15.209

Test Method: ANSI C63.10 (2013) Section 6.6

Measurement Distance: 3m

Limit:

Frequency(MHz)	Field strength(microvolts/meter)	Measurement distance(meters)
Above 1000	500	3

#### 8.4.1 E.U.T. Operation

Operating Environment:

Temperature: 24.5 °C

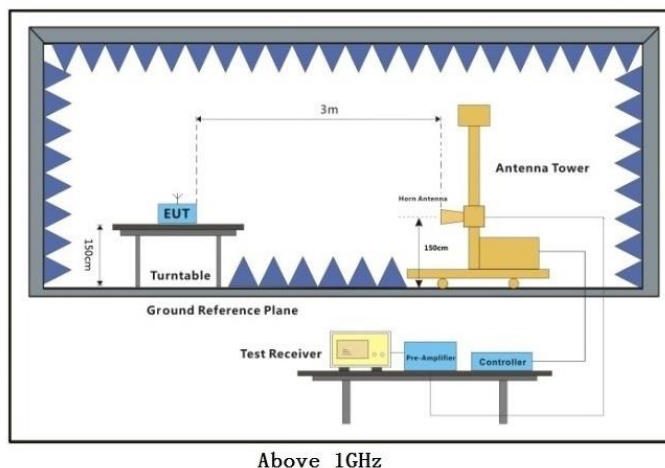
Humidity: 50.8 % RH

Atmospheric Pressure: 1020 mbar

#### 8.4.2 Test Mode Description

Pre-scan / Final test	Mode Code	Description
Final test	08	Charge + TX mode_Keep the EUT in charging and continuously transmitting mode with all modulation types. All data rates for each modulation type have been tested. Only the data of worst case is recorded in the report.

#### 8.4.3 Test Setup Diagram



## 8.4.4 Measurement Procedure and Data

- a. For above 1GHz, the EUT was placed on the top of a rotating table 1.5 meters above the ground at a 3 meter fully-anechoic chamber. The table was rotated 360 degrees to determine the position of the highest radiation.
- b. The EUT was set 3 meters away from the interference-receiving antenna, which was mounted on the top of a variable-height antenna tower.
- c. The antenna height is varied from one meter to four meters above the ground to determine the maximum value of the field strength. Both horizontal and vertical polarizations of the antenna are set to make the measurement.
- d. For each suspected emission, the EUT was arranged to its worst case and then the antenna was tuned to heights from 1 meter to 4 meters (for the test frequency of below 30MHz, the antenna was tuned to heights 1 meter) and the rotatable table was turned from 0 degrees to 360 degrees to find the maximum reading.
- e. The test-receiver system was set to Peak Detect Function and Specified Bandwidth with Maximum Hold Mode.
- f. If the emission level of the EUT in peak mode was 10dB lower than the limit specified, then testing could be stopped and the peak values of the EUT would be reported. Otherwise the emissions that did not have 10dB margin would be re-tested one by one using peak or average method as specified and then reported in a data sheet.
- g. Test the EUT in the lowest channel, the middle channel, the Highest channel.
- h. The radiation measurements are performed in X, Y, Z axis positioning for Transmitting mode, and found the X axis positioning which it is the worst case.
- i. Repeat above procedures until all frequencies measured was complete.

Remark:

1. Level= Read Level+ Cable Loss+ Antenna Factor- Preamp Factor
2. Scan from 1GHz to 25GHz, the disturbance above 18GHz was very low. The points marked on above plots are the highest emissions could be found when testing, so only above points had been displayed. The amplitude of spurious emissions from the radiator which are attenuated more than 20dB below the limit need not be reported.
3. As shown in this section, for frequencies above 1GHz, the field strength limits are based on average limits. However, the peak field strength of any emission shall not exceed the maximum permitted average limits specified above by more than 20 dB under any condition of modulation. For the emissions whose peak level is lower than the average limit, only the peak measurement is shown in the report.
4. The resolution bandwidth of test receiver/spectrum analyzer is 1MHz and the video bandwidth is 3MHz for Peak detection (PK) and Average detection (AV) at frequency above 1GHz.
- 5:For fundamental and harmonic signal measurement, the resolution bandwidth of test receiver/spectrum analyzer is 1MHz and the video bandwidth is  $\geq 1/T$  (Duty cycle $\leq 98\%$ ) or 10Hz (Duty cycle $\geq 98\%$ ) for Average detection (AV) at frequency above 1GHz.



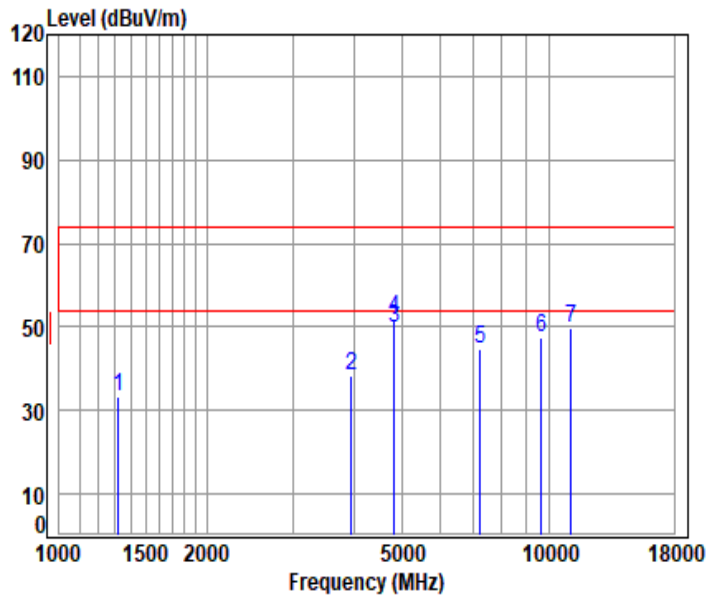
## SGS-CSTC Standards Technical Services Co., Ltd. Shenzhen Branch

SZEMC-TRF-01 Rev. A/1

Report No.: SZCR250100029107

Page: 60 of 147

11b\_TX\_CH\_01\_Horizontal



Condition: 3m HORIZONTAL

Job No : 04945WM

Mode : 2412 TX RSE

: 2.4G Wi-Fi 11b

	Cable	Ant	Preamp	Read	Limit	Over	
Freq	Loss	Factor	Factor	Level	Level	Line	Limit Remark
MHz	dB	dB/m	dB	dBuV	dBuV/m	dBuV/m	dB
1	1319.794	7.16	25.16	54.70	55.71	33.33	74.00 -40.67 peak
2	3946.885	8.09	30.09	55.57	55.78	38.39	74.00 -35.61 peak
3	pp 4824.000	8.92	32.00	56.18	65.01	49.75	54.00 -4.25 Average
4	pk 4824.000	8.92	32.00	56.18	67.35	52.09	74.00 -21.91 peak
5	7236.000	11.10	36.60	56.51	53.53	44.72	74.00 -29.28 peak
6	9648.000	12.49	38.70	54.42	50.54	47.31	74.00 -26.69 peak
7	11108.160	14.13	39.51	53.53	49.65	49.76	74.00 -24.24 peak



SGS-CSTC Standards Technical Services Co., Ltd.  
Shenzhen Branch (Shenzhen) Laboratory

Unless otherwise agreed in writing, this document is issued by the Company subject to its General Conditions of Service printed overleaf, available on request or accessible at <https://www.sgs.com/en/Terms-and-Conditions>. Attention is drawn to the limitation of liability, indemnification and jurisdiction issues defined therein. Any holder of this document is advised that information contained hereon reflects the Company's findings at the time of its intervention only and within the limits of Client's instructions, if any. The Company's sole responsibility is to its Client and this document does not exonerate parties to a transaction from exercising all their rights and obligations under the transaction documents. This document cannot be reproduced except in full, without prior written approval of the Company. Any unauthorized alteration, forgery or falsification of the content or appearance of this document is unlawful and offenders may be prosecuted to the fullest extent of the law. Unless otherwise stated the results shown in this test report refer only to the sample(s) tested and such sample(s) are retained for 30 days only.

Attention: To check the authenticity of testing /inspection report & certificate, please contact us at telephone: (86-755) 8307 1443, or email: [CN.Doccheck@sgs.com](mailto:CN.Doccheck@sgs.com)

No.1 Workshop, M-10, Middle Section, Science & Technology Park, Nanshan District, Shenzhen, Guangdong, China 518057 t (86-755) 26012053 f (86-755) 26710594 www.sgs.com.cn  
中国·广东·深圳市南山区科技园中区M-10栋1号厂房 邮编: 518057 t (86-755) 26012053 f (86-755) 26710594 sgs.china@sgs.com

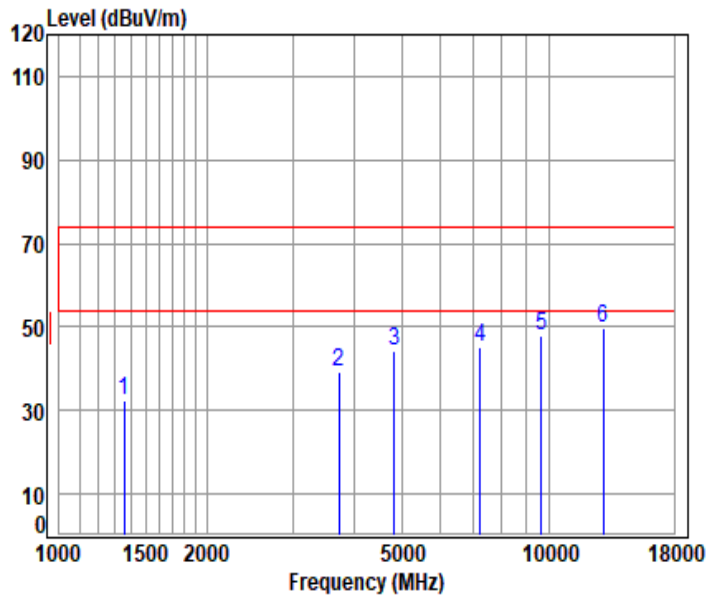
## SGS-CSTC Standards Technical Services Co., Ltd. Shenzhen Branch

SZEMC-TRF-01 Rev. A/1

Report No.: SZCR250100029107

Page: 61 of 147

11b\_TX\_CH\_01\_Vertical



Condition: 3m VERTICAL

Job No : 04945WM

Mode : 2412 TX RSE

: 2.4G Wi-Fi 11b

	Cable Freq	Cable Loss	Ant Factor	Preamp Factor	Read Level	Limit Line	Over Limit	Remark
	MHz	dB	dB/m	dB	dBuV	dBuV/m	dBuV/m	dB
1	1358.498	7.19	25.08	54.70	54.90	32.47	74.00	-41.53 peak
2	3725.195	7.92	29.85	55.44	56.82	39.15	74.00	-34.85 peak
3	4824.000	8.92	32.00	56.18	59.62	44.36	74.00	-29.64 peak
4	7236.000	11.10	36.60	56.51	54.04	45.23	74.00	-28.77 peak
5	9648.000	12.49	38.70	54.42	51.21	47.98	74.00	-26.02 peak
6	12909.700	15.24	40.39	54.44	48.68	49.87	74.00	-24.13 peak



Unless otherwise agreed in writing, this document is issued by the Company subject to its General Conditions of Service printed overleaf, available on request or accessible at <https://www.sgs.com/en/Terms-and-Conditions>. Attention is drawn to the limitation of liability, indemnification and jurisdiction issues defined therein. Any holder of this document is advised that information contained hereon reflects the Company's findings at the time of its intervention only and within the limits of Client's instructions, if any. The Company's sole responsibility is to its Client and this document does not exonerate parties to a transaction from exercising all their rights and obligations under the transaction documents. This document cannot be reproduced except in full, without prior written approval of the Company. Any unauthorized alteration, forgery or falsification of the content or appearance of this document is unlawful and offenders may be prosecuted to the fullest extent of the law. Unless otherwise stated the results shown in this test report refer only to the sample(s) tested and such sample(s) are retained for 30 days only.

Attention: To check the authenticity of testing /inspection report & certificate, please contact us at telephone: (86-755) 8307 1443, or email: [CN.Doccheck@sgs.com](mailto:CN.Doccheck@sgs.com)

SGS-CSTC Standards Technical Services Co., Ltd.  
Shenzhen Branch (SZEMC) Laboratory

No.1 Workshop, M-10, Middle Section, Science & Technology Park, Nanshan District, Shenzhen, Guangdong, China 518057 t (86-755) 26012053 f (86-755) 26710594 www.sgs.com.cn  
中国·广东·深圳市南山区科技园中区M-10栋1号厂房 邮编: 518057 t (86-755) 26012053 f (86-755) 26710594 sgs.china@sgs.com

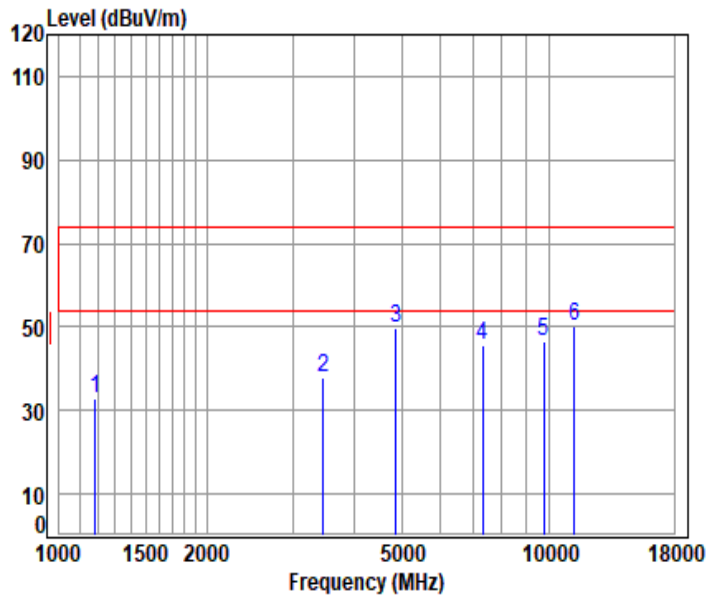
## SGS-CSTC Standards Technical Services Co., Ltd. Shenzhen Branch

SZEMC-TRF-01 Rev. A/1

Report No.: SZCR250100029107

Page: 62 of 147

11b\_TX\_CH\_06\_Horizontal



Condition: 3m HORIZONTAL

Job No : 04945WM

Mode : 2437 TX RSE

: 2.4G Wi-Fi 11b

	Cable Freq	Loss	Ant Factor	Preamp Factor	Read Level	Limit Line	Over Limit	Remark
	MHz	dB	dB/m	dB	dBuV	dBuV/m	dBuV/m	dB
1	1185.936	7.18	25.33	54.70	55.08	32.89	74.00	-41.11 peak
2	3465.510	7.70	29.46	55.28	56.10	37.98	74.00	-36.02 peak
3	4874.000	8.97	32.15	56.21	64.99	49.90	74.00	-24.10 peak
4	7311.000	11.11	36.72	56.45	54.33	45.71	74.00	-28.29 peak
5	9748.000	12.80	38.60	54.33	49.46	46.53	74.00	-27.47 peak
6	11269.860	14.35	39.67	53.58	49.71	50.15	74.00	-23.85 peak



SGS-CSTC Standards Technical Services Co., Ltd.  
Shenzhen Branch

Unless otherwise agreed in writing, this document is issued by the Company subject to its General Conditions of Service printed overleaf, available on request or accessible at <https://www.sgs.com/en/Terms-and-Conditions>. Attention is drawn to the limitation of liability, indemnification and jurisdiction issues defined therein. Any holder of this document is advised that information contained hereon reflects the Company's findings at the time of its intervention only and within the limits of Client's instructions, if any. The Company's sole responsibility is to its Client and this document does not exonerate parties to a transaction from exercising all their rights and obligations under the transaction documents. This document cannot be reproduced except in full, without prior written approval of the Company. Any unauthorized alteration, forgery or falsification of the content or appearance of this document is unlawful and offenders may be prosecuted to the fullest extent of the law. Unless otherwise stated the results shown in this test report refer only to the sample(s) tested and such sample(s) are retained for 30 days only.

Attention: To check the authenticity of testing /inspection report & certificate, please contact us at telephone: (86-755) 8307 1443, or email: [CN.Doccheck@sgs.com](mailto:CN.Doccheck@sgs.com)

No.1 Workshop, M-10, Middle Section, Science & Technology Park, Nanshan District, Shenzhen, Guangdong, China 518057 t (86-755) 26012053 f (86-755) 26710594 www.sgs.com.cn  
中国·广东·深圳市南山区科技园中区M-10栋1号厂房 邮编: 518057 t (86-755) 26012053 f (86-755) 26710594 sgs.china@sgs.com

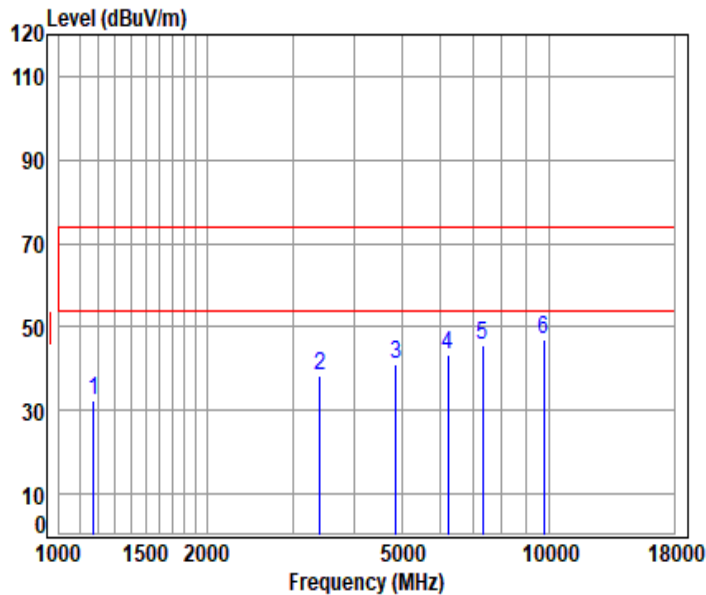
## SGS-CSTC Standards Technical Services Co., Ltd. Shenzhen Branch

SZEMC-TRF-01 Rev. A/1

Report No.: SZCR250100029107

Page: 63 of 147

11b\_TX\_CH\_06\_Vertical



Condition: 3m VERTICAL

Job No : 04945WM

Mode : 2437 TX RSE

: 2.4G Wi-Fi 11b

	Cable	Ant	Preamp	Read	Limit	Over	
Freq	Loss	Factor	Factor	Level	Level	Line	Limit Remark
MHz	dB	dB/m	dB	dBuV	dBuV/m	dBuV/m	dB
1	1175.697	7.17	25.35	54.70	54.78	32.60	74.00 -41.40 peak
2	3405.929	7.65	29.31	55.24	56.53	38.25	74.00 -35.75 peak
3	4874.000	8.97	32.15	56.21	56.17	41.08	74.00 -32.92 peak
4	6213.441	10.47	34.15	56.86	55.37	43.13	74.00 -30.87 Peak
5	7311.000	11.11	36.72	56.45	54.30	45.68	74.00 -28.32 peak
6 pp	9748.000	12.80	38.60	54.33	50.01	47.08	74.00 -26.92 peak



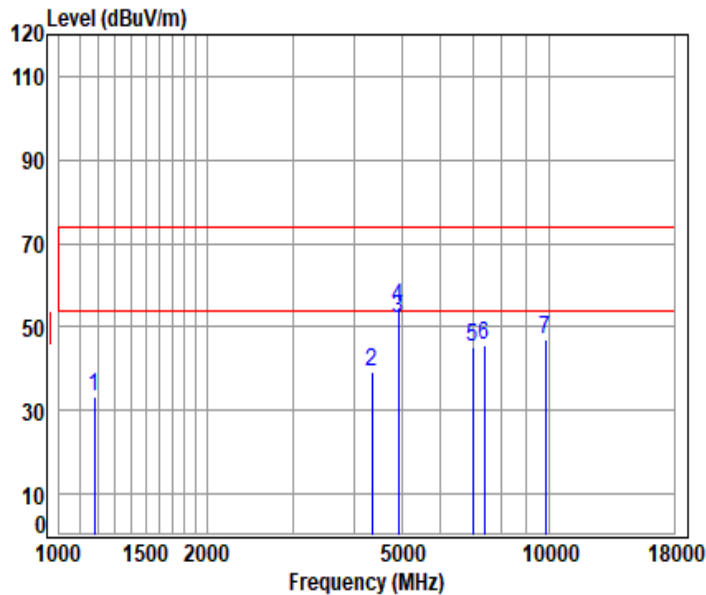
SGS-CSTC Standards Technical Services Co., Ltd.  
Shenzhen Branch

Unless otherwise agreed in writing, this document is issued by the Company subject to its General Conditions of Service printed overleaf, available on request or accessible at <https://www.sgs.com/en/Terms-and-Conditions>. Attention is drawn to the limitation of liability, indemnification and jurisdiction issues defined therein. Any holder of this document is advised that information contained hereon reflects the Company's findings at the time of its intervention only and within the limits of Client's instructions, if any. The Company's sole responsibility is to its Client and this document does not exonerate parties to a transaction from exercising all their rights and obligations under the transaction documents. This document cannot be reproduced except in full, without prior written approval of the Company. Any unauthorized alteration, forgery or falsification of the content or appearance of this document is unlawful and offenders may be prosecuted to the fullest extent of the law. Unless otherwise stated the results shown in this test report refer only to the sample(s) tested and such sample(s) are retained for 30 days only.

Attention: To check the authenticity of testing /inspection report & certificate, please contact us at telephone: (86-755) 8307 1443, or email: [CN.Doccheck@sgs.com](mailto:CN.Doccheck@sgs.com)

No.1 Workshop, M-10, Middle Section, Science & Technology Park, Nanshan District, Shenzhen, Guangdong, China 518057 t (86-755) 26012053 f (86-755) 26710594 www.sgs.com.cn  
中国·广东·深圳市南山区科技园中区M-10栋1号厂房 邮编: 518057 t (86-755) 26012053 f (86-755) 26710594 sgs.china@sgs.com

11b\_TX\_CH\_11\_Horizontal



Condition: 3m HORIZONTAL

Job No : 04945WM

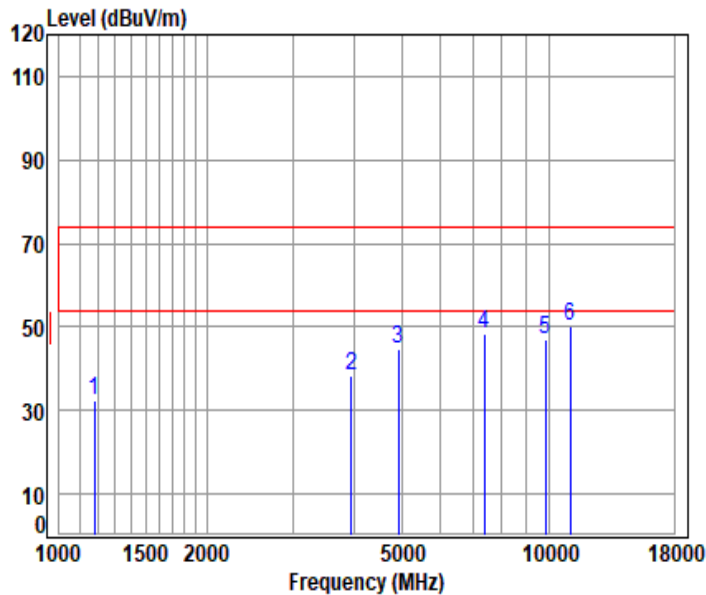
Mode : 2462 TX RSE

: 2.4G Wi-Fi 11b

	Cable	Ant	Preamp	Read	Limit	Over	
Freq	Loss	Factor	Factor	Level	Level	Line	Limit Remark
MHz	dB	dB/m	dB	dBuV	dBuV/m	dBuV/m	dB
1	1179.100	7.17	25.34	54.70	55.32	33.13	74.00 -40.87 peak
2	4354.454	8.50	31.29	55.85	55.16	39.10	74.00 -34.90 peak
3	pp 4924.000	9.03	32.20	56.25	66.95	51.93	54.00 -2.07 Average
4	pk 4924.000	9.03	32.20	56.25	69.76	54.74	74.00 -19.26 peak
5	6974.982	10.95	36.15	56.71	54.63	45.02	74.00 -28.98 peak
6	7386.000	11.19	36.73	56.39	54.08	45.61	74.00 -28.39 peak
7	9848.000	12.84	37.83	54.24	50.45	46.88	74.00 -27.12 peak



11b\_TX\_CH\_11\_Vertical



Condition: 3m VERTICAL

Job No : 04945WM

Mode : 2462 TX RSE

: 2.4G Wi-Fi 11b

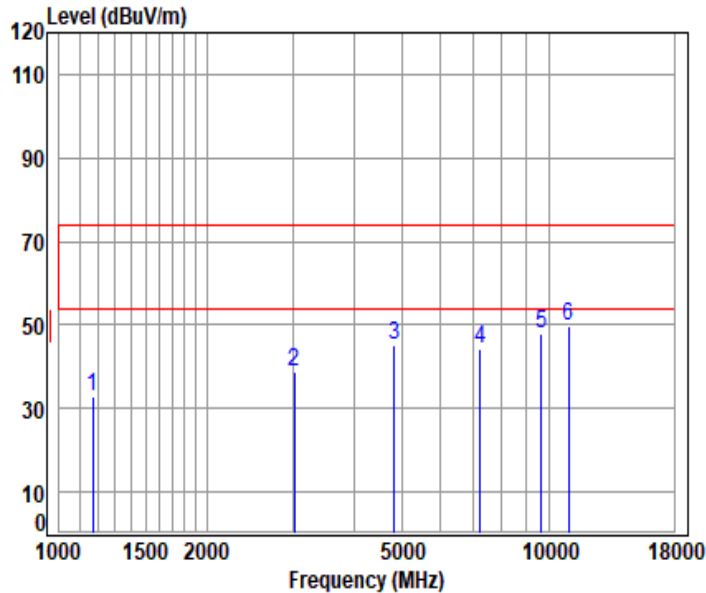
	Cable	Ant	Preamp	Read	Limit	Over	
Freq	Loss	Factor	Factor	Level	Level	Line	Limit Remark
MHz	dB	dB/m	dB	dBuV	dBuV/m	dBuV/m	dB
1	1179.100	7.17	25.34	54.70	54.68	32.49	74.00 -41.51 peak
2	3946.885	8.09	30.09	55.57	55.88	38.49	74.00 -35.51 peak
3	4924.000	9.03	32.20	56.25	59.68	44.66	74.00 -29.34 peak
4	7386.000	11.19	36.73	56.39	56.68	48.21	74.00 -25.79 peak
5	9848.000	12.84	37.83	54.24	50.61	47.04	74.00 -26.96 peak
6	pp11044.130	14.18	39.44	53.51	49.90	50.01	74.00 -23.99 peak



Unless otherwise agreed in writing, this document is issued by the Company subject to its General Conditions of Service printed overleaf, available on request or accessible at <https://www.sgs.com/en/Terms-and-Conditions>. Attention is drawn to the limitation of liability, indemnification and jurisdiction issues defined therein. Any holder of this document is advised that information contained hereon reflects the Company's findings at the time of its intervention only and within the limits of Client's instructions, if any. The Company's sole responsibility is to its Client and this document does not exonerate parties to a transaction from exercising all their rights and obligations under the transaction documents. This document cannot be reproduced except in full, without prior written approval of the Company. Any unauthorized alteration, forgery or falsification of the content or appearance of this document is unlawful and offenders may be prosecuted to the fullest extent of the law. Unless otherwise stated the results shown in this test report refer only to the sample(s) tested and such sample(s) are retained for 30 days only.

Attention: To check the authenticity of testing /inspection report & certificate, please contact us at telephone: (86-755) 8307 1443, or email: [CN.Doccheck@sgs.com](mailto:CN.Doccheck@sgs.com)

11n\_20M\_TX\_CH\_01\_Horizontal



Condition: 3m HORIZONTAL

Job No : 04945WM

Mode : 2412 TX RSE

: 2.4G Wi-Fi 11n20

	Cable	Ant	Preamp	Read	Limit	Over	
Freq	Loss	Factor	Factor	Level	Level	Line	Limit Remark
MHz	dB	dB/m	dB	dBuV	dBuV/m	dBuV/m	dB
1	1168.920	7.16	25.36	54.70	55.11	32.93	74.00 -41.07 peak
2	3016.575	8.11	29.07	55.01	56.73	38.90	74.00 -35.10 peak
3	4824.000	8.92	32.00	56.18	60.29	45.03	74.00 -28.97 peak
4	7236.000	11.10	36.60	56.51	53.10	44.29	74.00 -29.71 peak
5	9648.000	12.49	38.70	54.42	51.04	47.81	74.00 -26.19 peak
6	pp10948.780	13.91	39.35	53.53	50.15	49.88	74.00 -24.12 peak



Unless otherwise agreed in writing, this document is issued by the Company subject to its General Conditions of Service printed overleaf, available on request or accessible at <https://www.sgs.com/en/Terms-and-Conditions>. Attention is drawn to the limitation of liability, indemnification and jurisdiction issues defined therein. Any holder of this document is advised that information contained hereon reflects the Company's findings at the time of its intervention only and within the limits of Client's instructions, if any. The Company's sole responsibility is to its Client and this document does not exonerate parties to a transaction from exercising all their rights and obligations under the transaction documents. This document cannot be reproduced except in full, without prior written approval of the Company. Any unauthorized alteration, forgery or falsification of the content or appearance of this document is unlawful and offenders may be prosecuted to the fullest extent of the law. Unless otherwise stated the results shown in this test report refer only to the sample(s) tested and such sample(s) are retained for 30 days only.

Attention: To check the authenticity of testing /inspection report & certificate, please contact us at telephone: (86-755) 8307 1443, or email: [CN.Doccheck@sgs.com](mailto:CN.Doccheck@sgs.com)

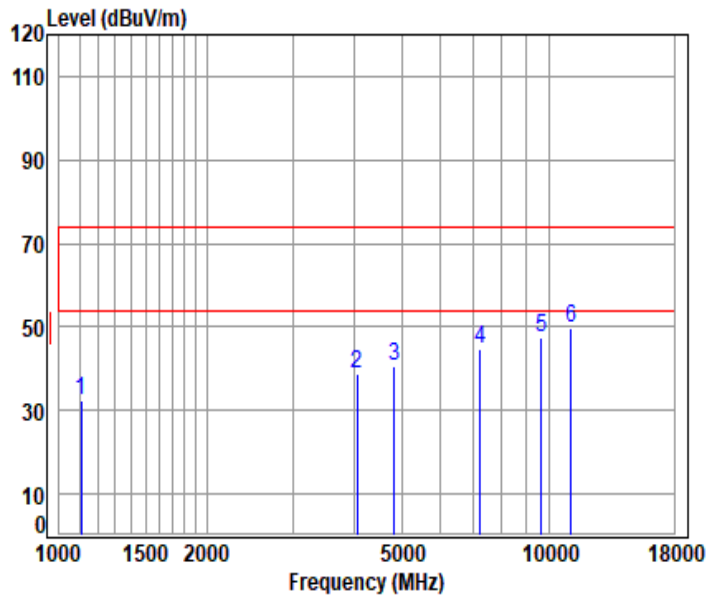
## SGS-CSTC Standards Technical Services Co., Ltd. Shenzhen Branch

SZEMC-TRF-01 Rev. A/1

Report No.: SZCR250100029107

Page: 67 of 147

11n\_20M\_TX\_CH\_01\_Vertical



Condition: 3m VERTICAL

Job No : 04945WM

Mode : 2412 TX RSE

: 2.4G Wi-Fi 11n20

	Cable	Ant	Preamp	Read	Limit	Over	
Freq	Loss	Factor	Factor	Level	Line	Limit	Remark
MHz	dB	dB/m	dB	dBuV	dBuV/m	dBuV/m	dB
1	1109.660	7.11	25.56	54.70	54.59	32.56	74.00 -41.44 peak
2	4050.904	8.24	30.30	55.64	56.07	38.97	74.00 -35.03 peak
3	4824.000	8.92	32.00	56.18	55.84	40.58	74.00 -33.42 peak
4	7236.000	11.10	36.60	56.51	53.53	44.72	74.00 -29.28 peak
5	9648.000	12.49	38.70	54.42	50.61	47.38	74.00 -26.62 peak
6	pp11076.100	14.14	39.48	53.52	49.68	49.78	74.00 -24.22 peak



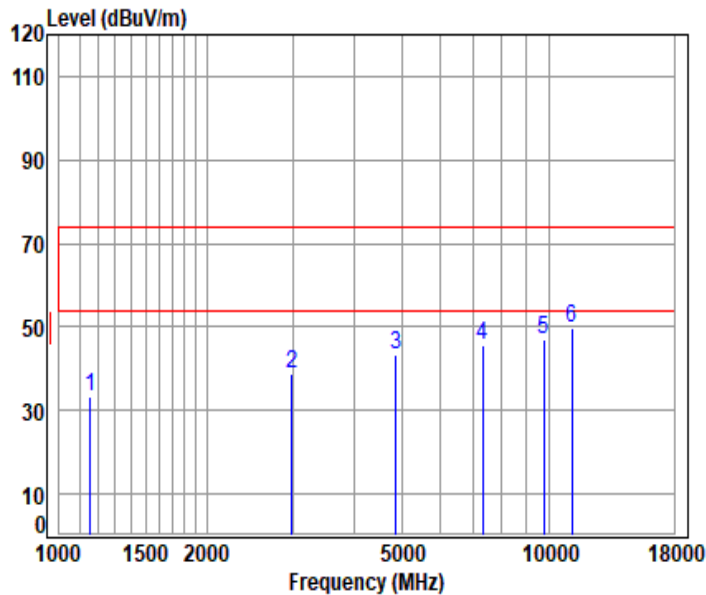
SGS-CSTC Standards Technical Services Co., Ltd.  
Shenzhen Branch

Unless otherwise agreed in writing, this document is issued by the Company subject to its General Conditions of Service printed overleaf, available on request or accessible at <https://www.sgs.com/en/Terms-and-Conditions>. Attention is drawn to the limitation of liability, indemnification and jurisdiction issues defined therein. Any holder of this document is advised that information contained hereon reflects the Company's findings at the time of its intervention only and within the limits of Client's instructions, if any. The Company's sole responsibility is to its Client and this document does not exonerate parties to a transaction from exercising all their rights and obligations under the transaction documents. This document cannot be reproduced except in full, without prior written approval of the Company. Any unauthorized alteration, forgery or falsification of the content or appearance of this document is unlawful and offenders may be prosecuted to the fullest extent of the law. Unless otherwise stated the results shown in this test report refer only to the sample(s) tested and such sample(s) are retained for 30 days only.

Attention: To check the authenticity of testing / inspection report & certificate, please contact us at telephone: (86-755) 8307 1443, or email: [CN.Doccheck@sgs.com](mailto:CN.Doccheck@sgs.com)

No.1 Workshop, M-10, Middle Section, Science & Technology Park, Nanshan District, Shenzhen, Guangdong, China 518057 t (86-755) 26012053 f (86-755) 26710594 www.sgs.com.cn  
中国·广东·深圳市南山区科技园中区M-10栋1号厂房 邮编: 518057 t (86-755) 26012053 f (86-755) 26710594 sgs.china@sgs.com

11n\_20M\_TX\_CH\_06\_Horizontal



Condition: 3m HORIZONTAL

Job No : 04945WM

Mode : 2437 TX RSE

: 2.4G Wi-Fi 11n20

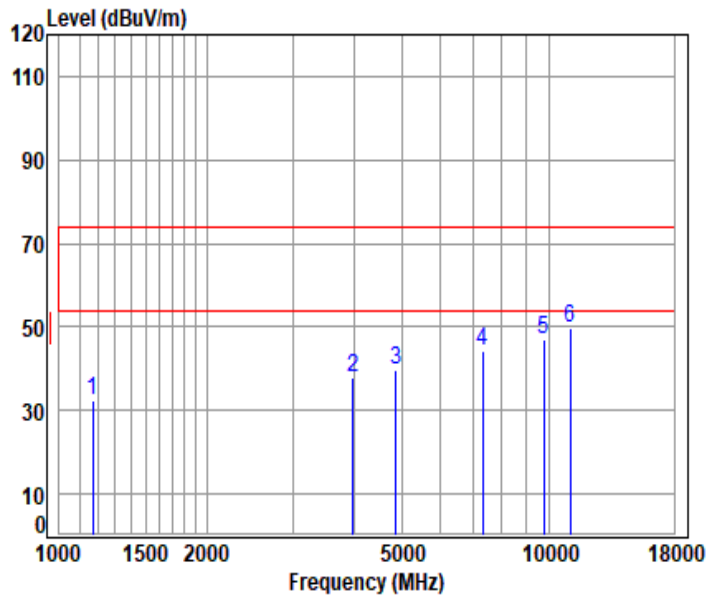
	Cable	Ant	Preamp	Read	Limit	Over	
Freq	Loss	Factor	Factor	Level	Level	Line	Limit Remark
MHz	dB	dB/m	dB	dBuV	dBuV/m	dBuV/m	dB
1	1158.828	7.15	25.38	54.70	55.42	33.25	74.00 -40.75 peak
2	2990.531	8.11	28.98	55.00	56.52	38.61	74.00 -35.39 peak
3	4874.000	8.97	32.15	56.21	58.55	43.46	74.00 -30.54 peak
4	7311.000	11.11	36.72	56.45	54.04	45.42	74.00 -28.58 peak
5	9748.000	12.80	38.60	54.33	49.79	46.86	74.00 -27.14 peak
6	pp11140.310	14.17	39.54	53.54	49.52	49.69	74.00 -24.31 peak



Unless otherwise agreed in writing, this document is issued by the Company subject to its General Conditions of Service printed overleaf, available on request or accessible at <https://www.sgs.com/en/Terms-and-Conditions>. Attention is drawn to the limitation of liability, indemnification and jurisdiction issues defined therein. Any holder of this document is advised that information contained hereon reflects the Company's findings at the time of its intervention only and within the limits of Client's instructions, if any. The Company's sole responsibility is to its Client and this document does not exonerate parties to a transaction from exercising all their rights and obligations under the transaction documents. This document cannot be reproduced except in full, without prior written approval of the Company. Any unauthorized alteration, forgery or falsification of the content or appearance of this document is unlawful and offenders may be prosecuted to the fullest extent of the law. Unless otherwise stated the results shown in this test report refer only to the sample(s) tested and such sample(s) are retained for 30 days only.

Attention: To check the authenticity of testing /inspection report & certificate, please contact us at telephone: (86-755) 8307 1443, or email: [CN.Doccheck@sgs.com](mailto:CN.Doccheck@sgs.com)

11n\_20M\_TX\_CH\_06\_Vertical



Condition: 3m VERTICAL

Job No : 04945WM

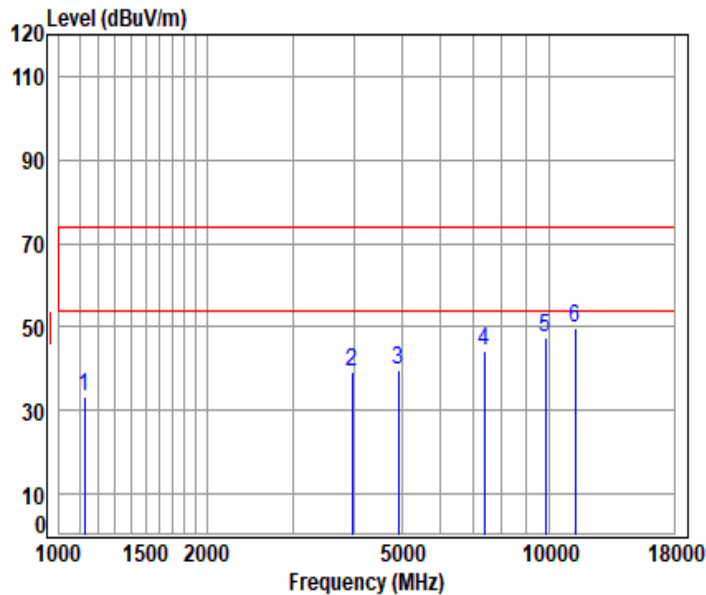
Mode : 2437 TX RSE

: 2.4G Wi-Fi 11n20

	Cable Freq	Cable Loss	Ant Factor	Preamp Factor	Read Level	Level	Limit	Over Limit	Remark
	MHz	dB	dB/m	dB	dBuV	dBuV/m	dBuV/m	dB	
1	1168.920	7.16	25.36	54.70	54.53	32.35	74.00	-41.65	peak
2	3981.257	8.11	30.16	55.59	55.00	37.68	74.00	-36.32	peak
3	4874.000	8.97	32.15	56.21	54.74	39.65	74.00	-34.35	peak
4	7311.000	11.11	36.72	56.45	52.87	44.25	74.00	-29.75	peak
5	9748.000	12.80	38.60	54.33	49.82	46.89	74.00	-27.11	peak
6	pp11044.130	14.18	39.44	53.51	49.72	49.83	74.00	-24.17	peak



11n\_20M\_TX\_CH\_11\_Horizontal



Condition: 3m HORIZONTAL

Job No : 04945WM

Mode : 2462 TX RSE

: 2.4G Wi-Fi 11n20

	Cable	Ant	Preamp	Read	Limit	Over	
Freq	Loss	Factor	Factor	Level	Level	Line	Limit Remark
MHz	dB	dB/m	dB	dBuV	dBuV/m	dBuV/m	dB
1	1125.813	7.12	25.50	54.70	55.41	33.33	74.00 -40.67 peak
2	3969.767	8.10	30.14	55.58	56.45	39.11	74.00 -34.89 peak
3	4924.000	9.03	32.20	56.25	54.59	39.57	74.00 -34.43 peak
4	7386.000	11.19	36.73	56.39	52.93	44.46	74.00 -29.54 peak
5	9848.000	12.84	37.83	54.24	51.08	47.51	74.00 -26.49 peak
6	pp11302.480	14.39	39.70	53.59	49.27	49.77	74.00 -24.23 peak



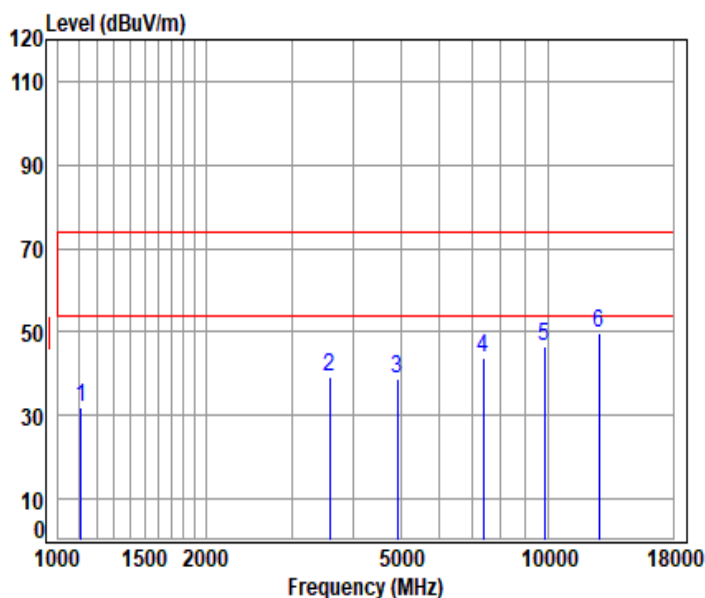
## SGS-CSTC Standards Technical Services Co., Ltd. Shenzhen Branch

SZEMC-TRF-01 Rev. A/1

Report No.: SZCR250100029107

Page: 71 of 147

11n\_20M\_TX\_CH\_11\_Vertical



Condition: 3m VERTICAL

Job No : 04945WM

Mode : 2462 TX RSE

: 2.4G Wi-Fi 11n20

	Cable	Ant	Preamp	Read	Limit	Over	
Freq	Loss	Factor	Factor	Level	Level	Line	Limit Remark
MHz	dB	dB/m	dB	dBuV	dBuV/m	dBuV/m	dB
1	1112.872	7.11	25.55	54.70	53.89	31.85	74.00 -42.15 peak
2	3587.818	7.76	29.88	55.35	56.92	39.21	74.00 -34.79 peak
3	4924.000	9.03	32.20	56.25	53.76	38.74	74.00 -35.26 peak
4	7386.000	11.19	36.73	56.39	52.25	43.78	74.00 -30.22 peak
5	9848.000	12.84	37.83	54.24	50.00	46.43	74.00 -27.57 peak
6	pp12724.470	14.99	40.22	54.31	48.84	49.74	74.00 -24.26 peak



SGS-CSTC Standards Technical Services Co., Ltd.  
Shenzhen Branch (Shenzhen) Laboratory

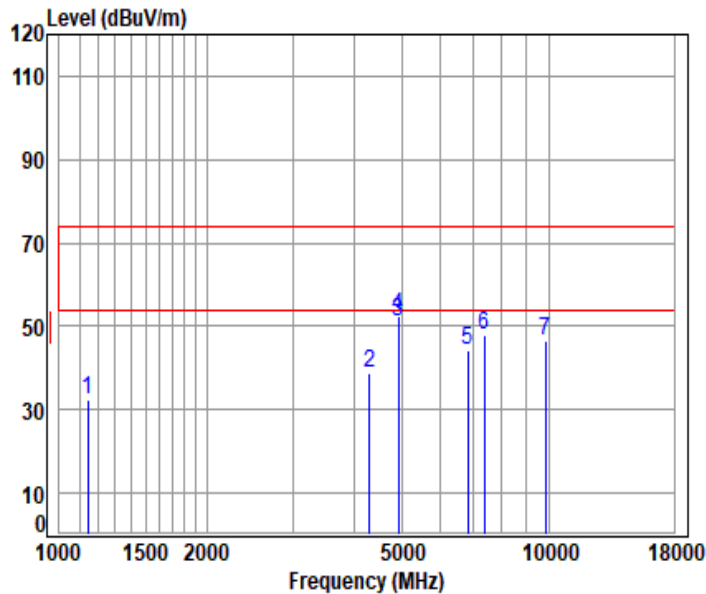
Unless otherwise agreed in writing, this document is issued by the Company subject to its General Conditions of Service printed overleaf, available on request or accessible at <https://www.sgs.com/en/Terms-and-Conditions>. Attention is drawn to the limitation of liability, indemnification and jurisdiction issues defined therein. Any holder of this document is advised that information contained hereon reflects the Company's findings at the time of its intervention only and within the limits of Client's instructions, if any. The Company's sole responsibility is to its Client and this document does not exonerate parties to a transaction from exercising all their rights and obligations under the transaction documents. This document cannot be reproduced except in full, without prior written approval of the Company. Any unauthorized alteration, forgery or falsification of the content or appearance of this document is unlawful and offenders may be prosecuted to the fullest extent of the law. Unless otherwise stated the results shown in this test report refer only to the sample(s) tested and such sample(s) are retained for 30 days only.

Attention: To check the authenticity of testing /inspection report & certificate, please contact us at telephone: (86-755) 8307 1443, or email: [CN.Doccheck@sgs.com](mailto:CN.Doccheck@sgs.com)

No.1 Workshop, M-10, Middle Section, Science & Technology Park, Nanshan District, Shenzhen, Guangdong, China 518057 t (86-755) 26012053 f (86-755) 26710594 www.sgs.com.cn  
中国·广东·深圳市南山区科技园中区M-10栋1号厂房 邮编: 518057 t (86-755) 26012053 f (86-755) 26710594 sgs.china@sgs.com

### New test data for report No.: SZCR250100029107

11b\_TX\_CH\_11\_Horizontal



Condition: 3m HORIZONTAL

Job No : 00291WM

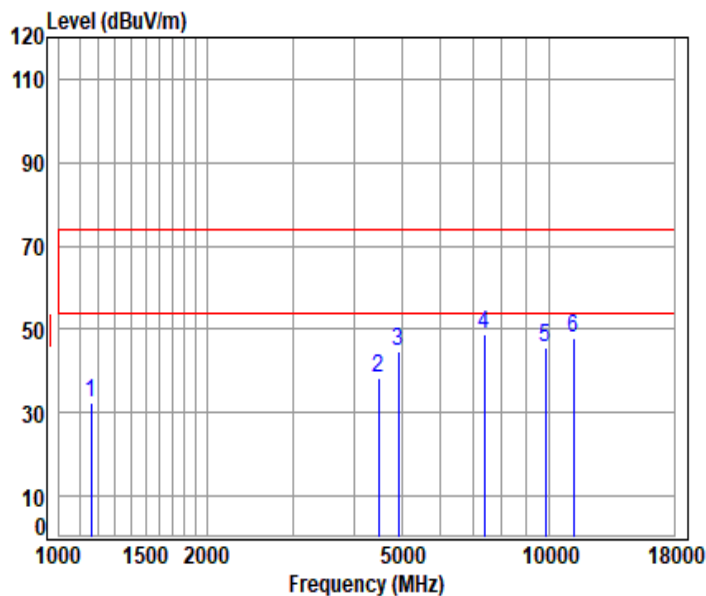
Mode : 2462 TX RSE

: 2.4G Wi-Fi 11b

		Cable	Ant	Preamp	Read		Limit	Over	
	Freq	Loss	Factor	Factor	Level	Level	Line	Limit	Remark
	MHz	dB	dB/m	dB	dBuV	dBuV/m	dBuV/m	dB	
1	1145.507	7.14	25.42	54.70	54.43	32.29	74.00	-41.71	peak
2	4304.400	8.45	31.30	55.81	54.65	38.59	74.00	-35.41	peak
3	pp 4924.000	9.03	32.20	56.25	65.91	50.89	54.00	-3.11	Average
4	pk 4924.000	9.03	32.20	56.25	67.65	52.63	74.00	-21.37	peak
5	6815.551	10.97	35.93	56.74	54.20	44.36	74.00	-29.64	peak
6	7386.000	11.19	36.73	56.39	56.49	48.02	74.00	-25.98	peak
7	9848.000	12.84	37.83	54.24	50.22	46.65	74.00	-27.35	peak



11b\_TX\_CH\_11\_Vertical



Condition: 3m VERTICAL

Job No : 00291WM

Mode : 2462 TX RSE

: 2.4G Wi-Fi 11b

	Cable	Ant	Preamp	Read		Limit	Over	
Freq	Loss	Factor	Factor	Level	Level	Line	Limit	Remark
MHz	dB	dB/m	dB	dBuV	dBuV/m	dBuV/m	dB	
1	1162.182	7.16	25.38	54.70	54.39	32.23	74.00	-41.77 peak
2	4482.150	8.56	31.53	55.94	54.33	38.48	74.00	-35.52 peak
3	4924.000	9.03	32.20	56.25	59.57	44.55	74.00	-29.45 peak
4	pp 7386.000	11.19	36.73	56.39	57.45	48.98	74.00	-25.02 peak
5	9848.000	12.84	37.83	54.24	49.39	45.82	74.00	-28.18 peak
6	11204.900	14.25	39.60	53.56	47.80	48.09	74.00	-25.91 Peak



### 8.5 Conducted Peak Output Power

Test Requirement 47 CFR Part 15, Subpart C 15.247(b)(3)

Test Method: ANSI C63.10 (2013) Section 11.9.2

Limit:

Frequency range(MHz)	Output power of the intentional radiator(watt)
902-928	1 for $\geq 50$ hopping channels
	0.25 for $25 \leq$ hopping channels $< 50$
	1 for digital modulation
2400-2483.5	1 for $\geq 75$ non-overlapping hopping channels
	0.125 for all other frequency hopping systems
	1 for digital modulation
5725-5850	1 for frequency hopping systems and digital modulation

#### 8.5.1 E.U.T. Operation

Operating Environment:

Temperature: 21.3 °C

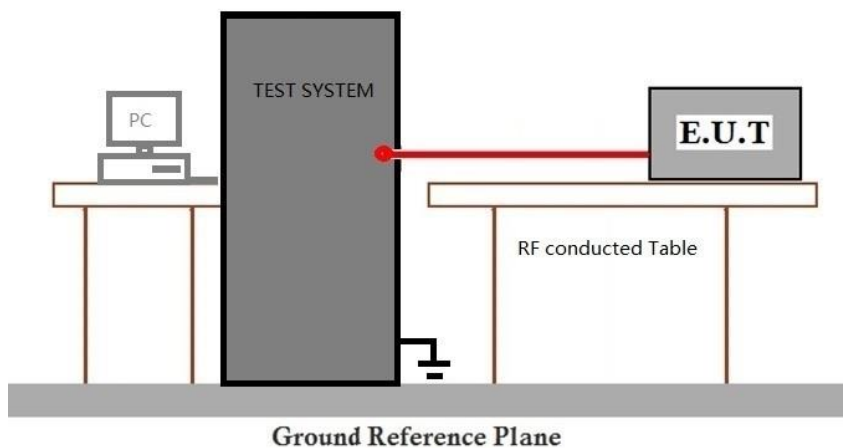
Humidity: 35.3 % RH

Atmospheric Pressure: 1020 mbar

#### 8.5.2 Test Mode Description

Pre-scan / Final test	Mode Code	Description
Final test	07	TX mode_Keep the EUT in continuously transmitting mode with all modulation types. All data rates for each modulation type have been tested. Only the data of worst case is recorded in the report.

#### 8.5.3 Test Setup Diagram



## SGS-CSTC Standards Technical Services Co., Ltd. Shenzhen Branch

SZEMC-TRF-01 Rev. A/1

Report No.: SZCR250100029107

Page: 75 of 147

### 8.5.4 Measurement Procedure and Data

Note: Since the verify power the same operating range bandwidth and smaller power can be covered by the higher power.

Please Refer to Appendix for Details



SGS-CSTC Standards Technical Services Co., Ltd.  
Shenzhen Branch Testing & Calibration Laboratory

Unless otherwise agreed in writing, this document is issued by the Company subject to its General Conditions of Service printed overleaf, available on request or accessible at <https://www.sgs.com/en/Terms-and-Conditions>. Attention is drawn to the limitation of liability, indemnification and jurisdiction issues defined therein. Any holder of this document is advised that information contained hereon reflects the Company's findings at the time of its intervention only and within the limits of Client's instructions, if any. The Company's sole responsibility is to its Client and this document does not exonerate parties to a transaction from exercising all their rights and obligations under the transaction documents. This document cannot be reproduced except in full, without prior written approval of the Company. Any unauthorized alteration, forgery or falsification of the content or appearance of this document is unlawful and offenders may be prosecuted to the fullest extent of the law. Unless otherwise stated the results shown in this test report refer only to the sample(s) tested and such sample(s) are retained for 30 days only.

Attention: To check the authenticity of testing /inspection report & certificate, please contact us at telephone: (86-755) 8307 1443, or email: [CN.Doccheck@sgs.com](mailto:CN.Doccheck@sgs.com)

No.1 Workshop, M-10, Middle Section, Science & Technology Park, Nanshan District, Shenzhen, Guangdong, China 518057 t (86-755) 26012053 f (86-755) 26710594 www.ssgroup.com.cn  
中国·广东·深圳市南山区科技园中区M-10栋1号厂房 邮编: 518057 t (86-755) 26012053 f (86-755) 26710594 sgs.china@sgs.com

### 8.6 Minimum 6dB Bandwidth

Test Requirement 47 CFR Part 15, Subpart C 15.247a(2)

Test Method: ANSI C63.10 (2013) Section 11.8.1

Limit:

≥500 kHz

#### 8.6.1 E.U.T. Operation

Operating Environment:

Temperature: 21.3 °C

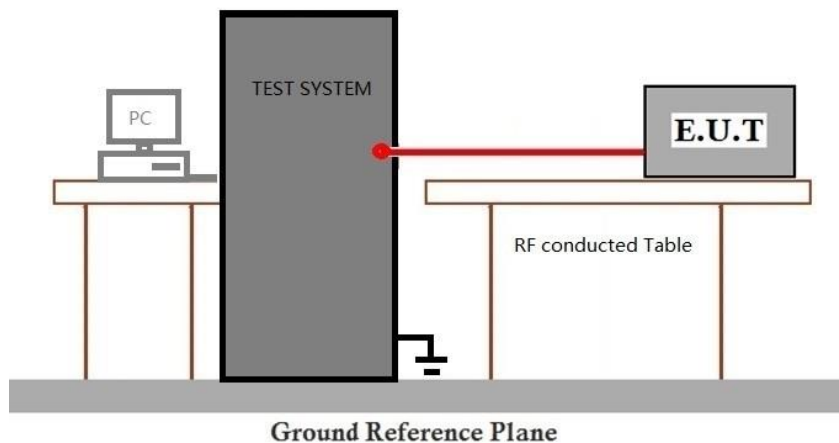
Humidity: 35.3 % RH

Atmospheric Pressure: 1020 mbar

#### 8.6.2 Test Mode Description

Pre-scan / Final test	Mode Code	Description
Final test	07	TX mode_Keep the EUT in continuously transmitting mode with all modulation types. All data rates for each modulation type have been tested. Only the data of worst case is recorded in the report.

#### 8.6.3 Test Setup Diagram



#### 8.6.4 Measurement Procedure and Data

Please Refer to Appendix for Details

### 8.7 Power Spectrum Density

Test Requirement 47 CFR Part 15, Subpart C 15.247(e)

Test Method: ANSI C63.10 (2013) Section 11.10.2

Limit:

≤8dBm in any 3 kHz band during any time interval of continuous transmission

#### 8.7.1 E.U.T. Operation

Operating Environment:

Temperature: 21.3 °C

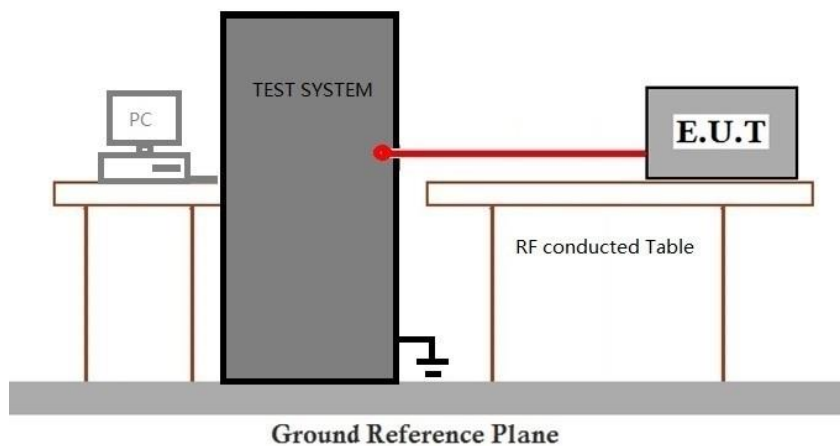
Humidity: 35.3 % RH

Atmospheric Pressure: 1020 mbar

#### 8.7.2 Test Mode Description

Pre-scan / Final test	Mode Code	Description
Final test	07	TX mode_Keep the EUT in continuously transmitting mode with all modulation types. All data rates for each modulation type have been tested. Only the data of worst case is recorded in the report.

#### 8.7.3 Test Setup Diagram



#### 8.7.4 Measurement Procedure and Data

Please Refer to Appendix for Details

### 8.8 Conducted Band Edges Measurement

Test Requirement 47 CFR Part 15, Subpart C 15.247(d)

Test Method: ANSI C63.10 (2013) Section 11.13.3.2

Limit:

In any 100 kHz bandwidth outside the frequency band in which the spread spectrum or digitally modulated intentional radiator is operating, the radio frequency power that is produced by the intentional radiator shall be at least 20 dB below that in the 100 kHz bandwidth within the band that contains the highest level of the desired power, based on either an RF conducted or a radiated measurement, provided the transmitter demonstrates compliance with the peak conducted power limits. If the transmitter complies with the conducted power limits based on the use of RMS averaging over a time interval, as permitted under paragraph (b)(3) of this section, the attenuation required under this paragraph shall be 30 dB instead of 20 dB. Attenuation below the general limits specified in §15.209(a) is not required. In addition, radiated emissions which fall in the restricted bands, as defined in §15.205(a), must also comply with the radiated emission limits specified in §15.209(a) (see §15.205(c)).

#### 8.8.1 E.U.T. Operation

Operating Environment:

Temperature: 21.3 °C

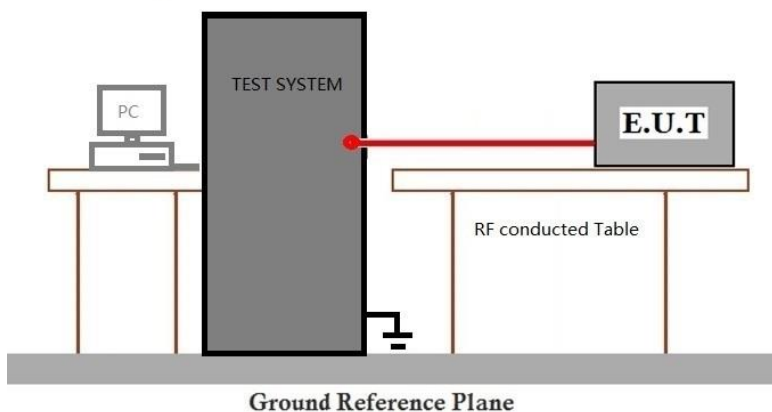
Humidity: 35.3 % RH

Atmospheric Pressure: 1020 mbar

#### 8.8.2 Test Mode Description

Pre-scan / Final test	Mode Code	Description
Final test	07	TX mode_Keep the EUT in continuously transmitting mode with all modulation types. All data rates for each modulation type have been tested. Only the data of worst case is recorded in the report.

#### 8.8.3 Test Setup Diagram



#### 8.8.4 Measurement Procedure and Data

Please Refer to Appendix for Details

### 8.9 Conducted Spurious Emissions

Test Requirement 47 CFR Part 15, Subpart C 15.247(d)

Test Method: ANSI C63.10 (2013) Section 11.11

Limit:

In any 100 kHz bandwidth outside the frequency band in which the spread spectrum or digitally modulated intentional radiator is operating, the radio frequency power that is produced by the intentional radiator shall be at least 20 dB below that in the 100 kHz bandwidth within the band that contains the highest level of the desired power, based on either an RF conducted or a radiated measurement, provided the transmitter demonstrates compliance with the peak conducted power limits. If the transmitter complies with the conducted power limits based on the use of RMS averaging over a time interval, as permitted under paragraph (b)(3) of this section, the attenuation required under this paragraph shall be 30 dB instead of 20 dB. Attenuation below the general limits specified in §15.209(a) is not required. In addition, radiated emissions which fall in the restricted bands, as defined in §15.205(a), must also comply with the radiated emission limits specified in §15.209(a) (see §15.205(c)).

#### 8.9.1 E.U.T. Operation

Operating Environment:

Temperature: 21.3 °C

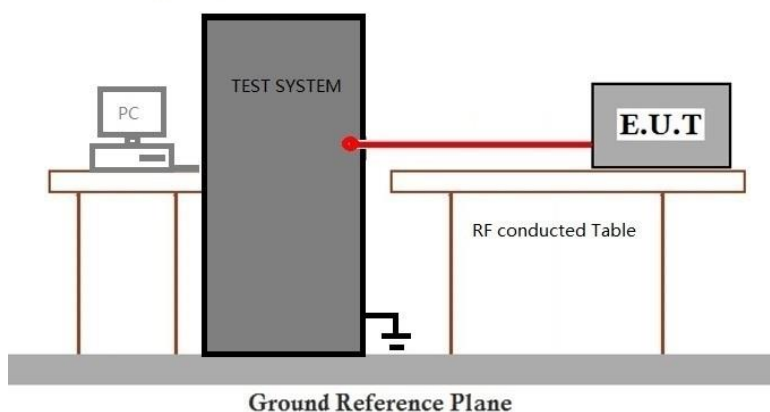
Humidity: 35.3 % RH

Atmospheric Pressure: 1020 mbar

#### 8.9.2 Test Mode Description

Pre-scan / Final test	Mode Code	Description
Final test	07	TX mode_Keep the EUT in continuously transmitting mode with all modulation types. All data rates for each modulation type have been tested. Only the data of worst case is recorded in the report.

#### 8.9.3 Test Setup Diagram



#### 8.9.4 Measurement Procedure and Data

Please Refer to Appendix for Details



## 9 Test Setup Photo

Please refer to SZCR2501000291 Appendix\_Setup Photo

## 10 EUT Constructional Details (EUT Photos)

Refer to Appendix – External and Internal Photos for SZCR2501000291WM.



## 11 Appendix

### 1. Duty Cycle

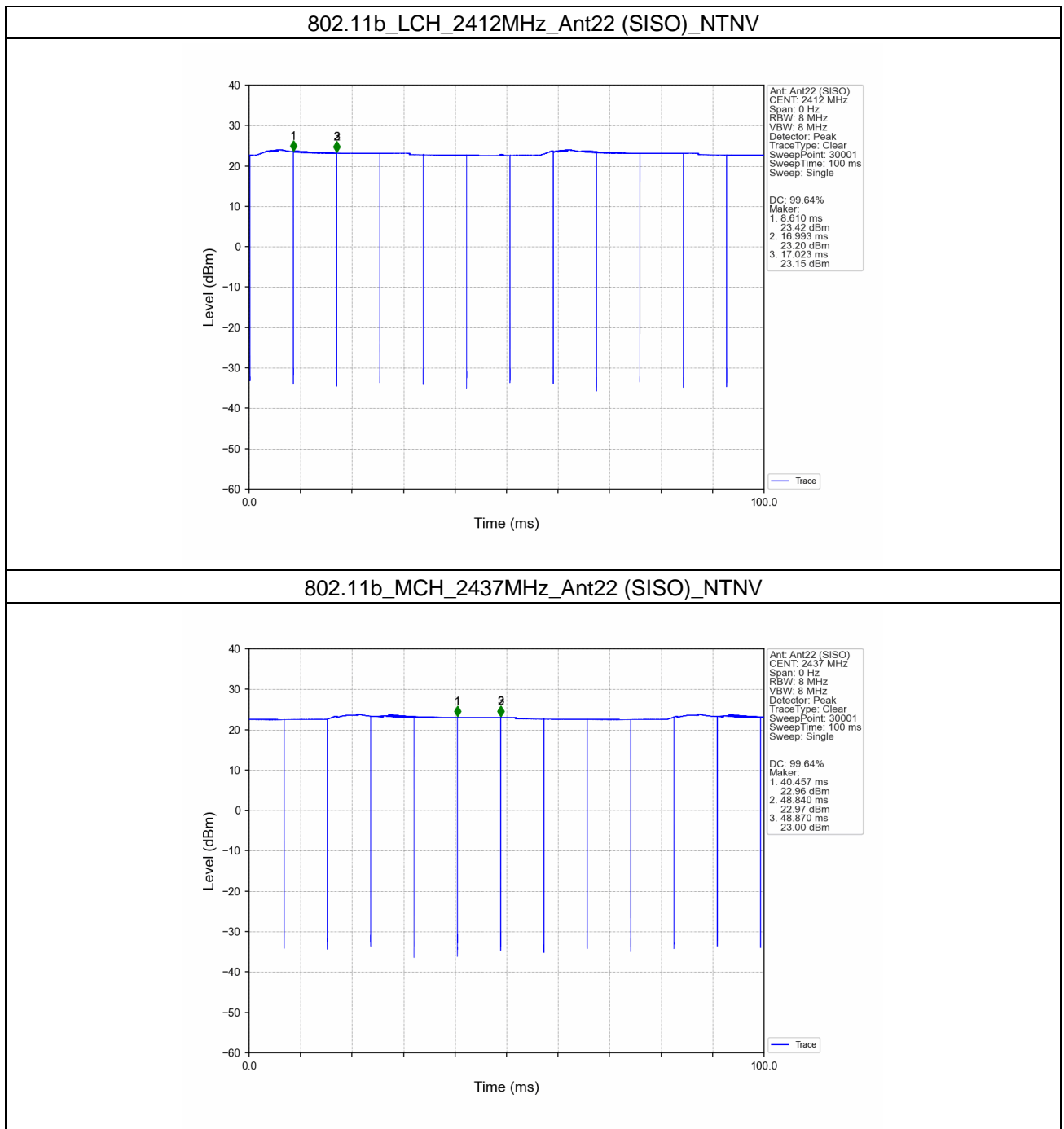
#### 1.1 Test Result

##### 1.1.1 Ant22

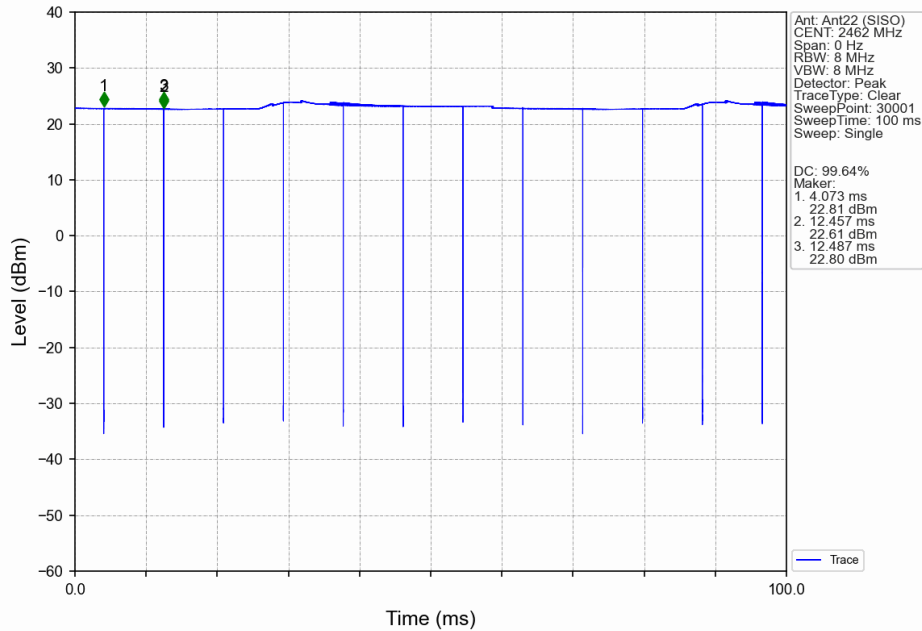
Ant22							
Mode	TX Type	Frequency (MHz)	T_on (ms)	Period (ms)	Duty Cycle (%)	Duty Cycle Correction Factor (dB)	Max. DC Variation (%)
802.11b	SISO	2412	8.383	8.413	99.64	0.02	0.04
		2437	8.383	8.413	99.64	0.02	0.04
		2462	8.384	8.414	99.64	0.02	0.04
802.11g	SISO	2412	1.392	1.428	97.48	0.11	0.03
		2437	1.393	1.428	97.55	0.11	0.06
		2462	1.393	1.428	97.55	0.11	0.03
802.11n (HT20)	SISO	2412	1.301	1.336	97.38	0.12	0.07
		2437	1.301	1.336	97.38	0.12	0.07
		2462	1.300	1.336	97.31	0.12	0.03
802.11n (HT40)	SISO	2422	0.649	0.683	95.02	0.22	0.03
		2437	0.648	0.683	94.88	0.23	0.06
		2452	0.648	0.683	94.88	0.23	0.04
802.11ac (VHT20)	SISO	2412	1.312	1.348	97.33	0.12	0.07
		2437	1.312	1.348	97.33	0.12	0.07
		2462	1.313	1.348	97.40	0.11	0.03
802.11ac (VHT40)	SISO	2422	0.652	0.687	94.91	0.23	0.13
		2437	0.653	0.687	95.05	0.22	0.10
		2452	0.652	0.687	94.91	0.23	0.03

### 1.2 Test Graph

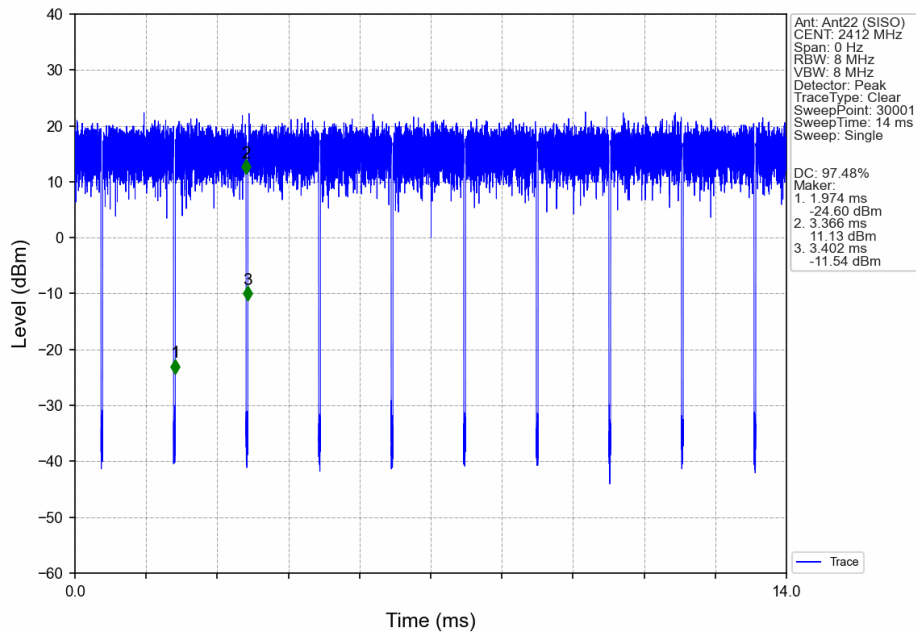
#### 1.2.1 Ant22



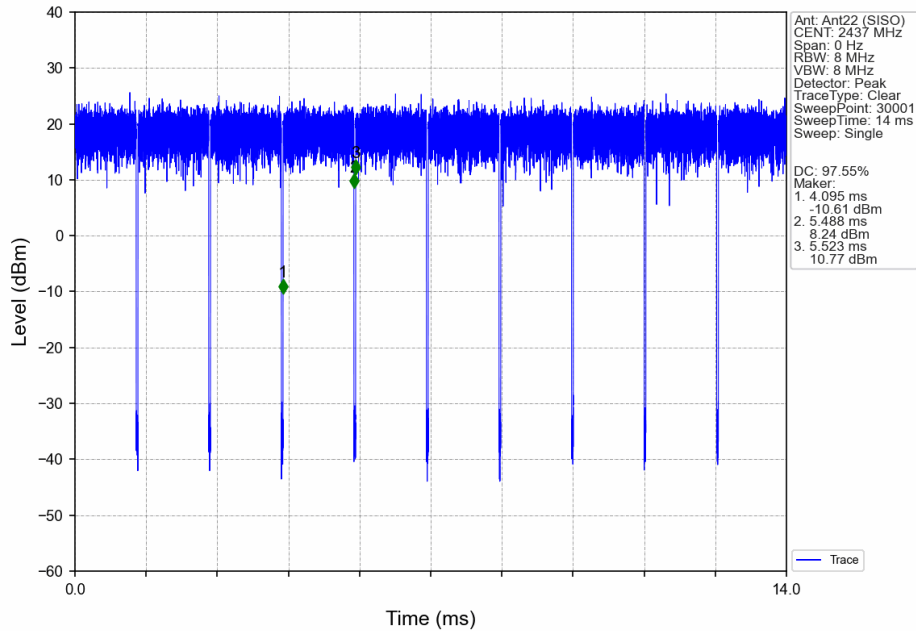
802.11b\_HCH\_2462MHz\_Ant22 (SISO)\_NTNV



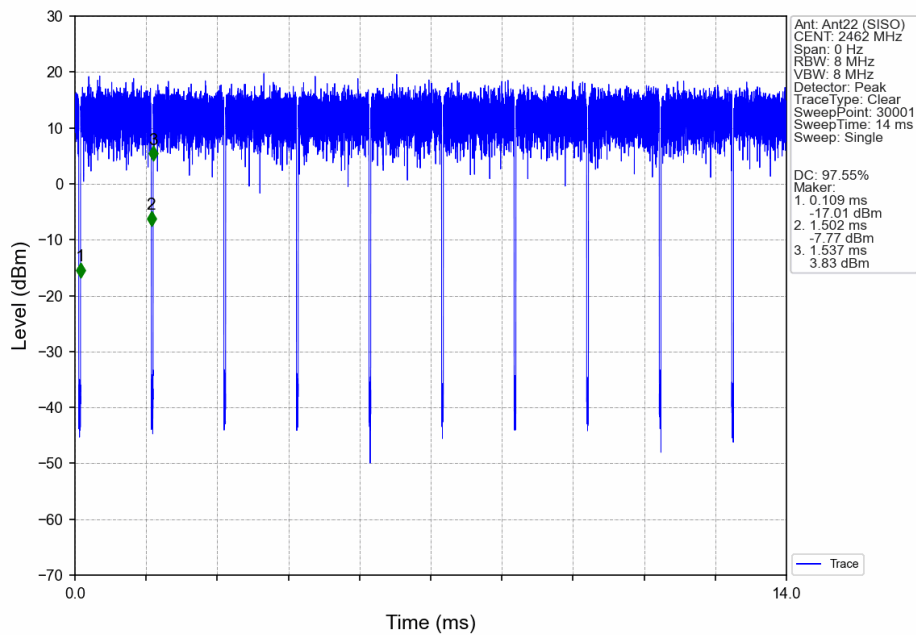
802.11g\_LCH\_2412MHz\_Ant22 (SISO)\_NTNV



802.11g\_MCH\_2437MHz\_Ant22 (SISO)\_NTNV



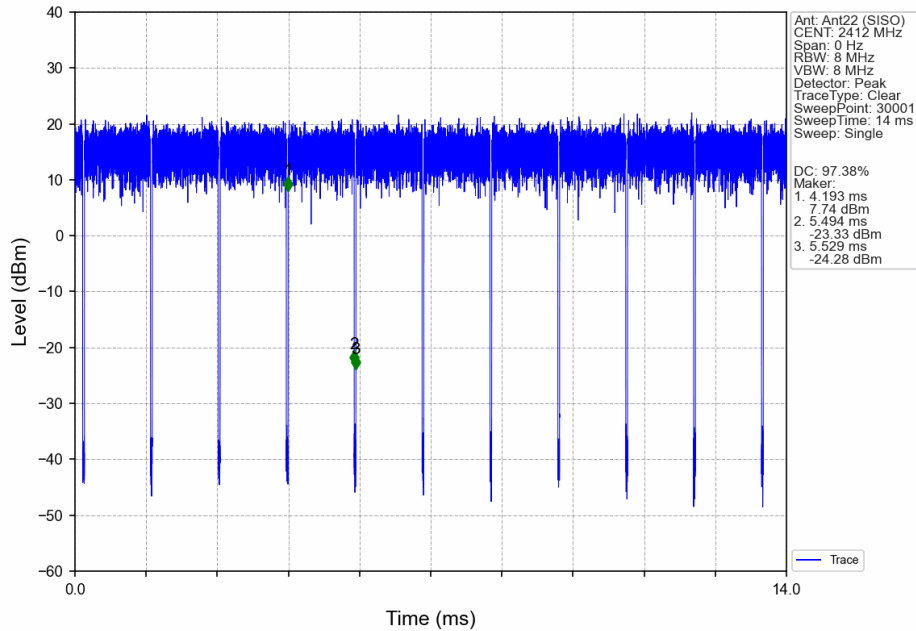
802.11g\_HCH\_2462MHz\_Ant22 (SISO)\_NTNV



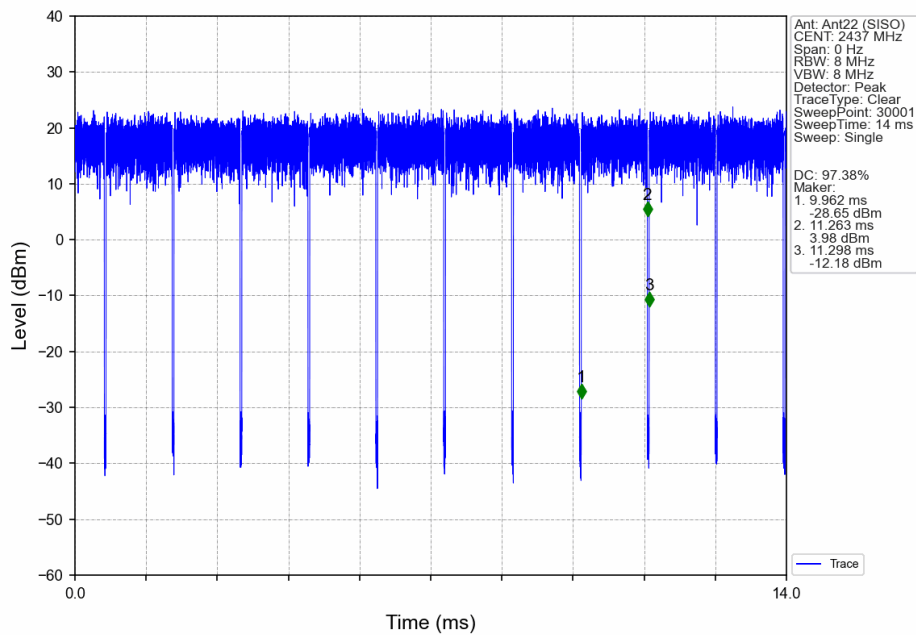
Unless otherwise agreed in writing, this document is issued by the Company subject to its General Conditions of Service printed overleaf, available on request or accessible at <https://www.sgs.com/en/Terms-and-Conditions>. Attention is drawn to the limitation of liability, indemnification and jurisdiction issues defined therein. Any holder of this document is advised that information contained hereon reflects the Company's findings at the time of its intervention only and within the limits of Client's instructions, if any. The Company's sole responsibility is to its Client and this document does not exonerate parties to a transaction from exercising all their rights and obligations under the transaction documents. This document cannot be reproduced except in full, without prior written approval of the Company. Any unauthorized alteration, forgery or falsification of the content or appearance of this document is unlawful and offenders may be prosecuted to the fullest extent of the law. Unless otherwise stated the results shown in this test report refer only to the sample(s) tested and such sample(s) are retained for 30 days only.

Attention: To check the authenticity of testing /inspection report & certificate, please contact us at telephone: (86-755) 8307 1443, or email: [CN.Doccheck@sgs.com](mailto:CN.Doccheck@sgs.com)

### 802.11n(HT20)\_LCH\_2412MHz\_Ant22 (SISO)\_NTNV



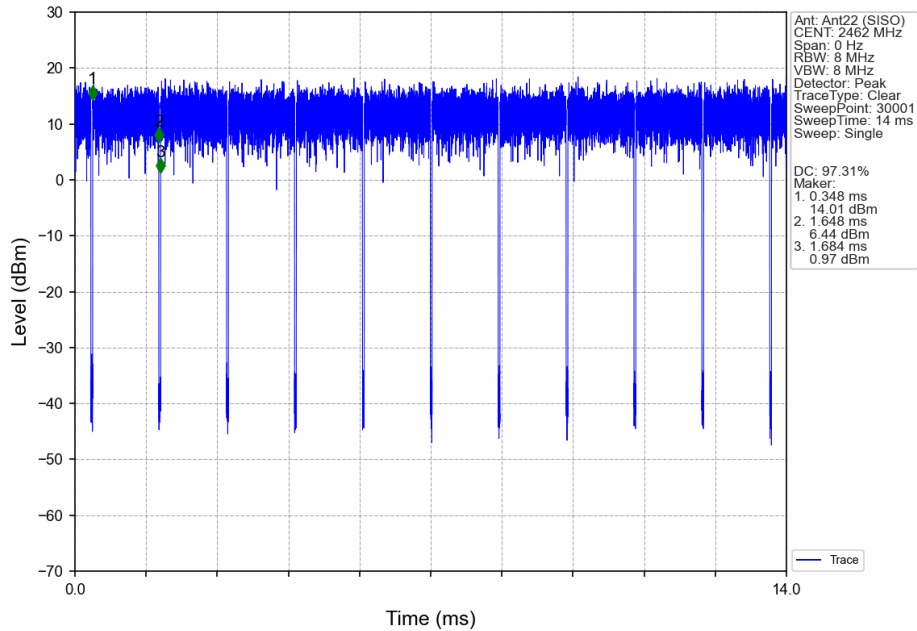
### 802.11n(HT20)\_MCH\_2437MHz\_Ant22 (SISO)\_NTNV



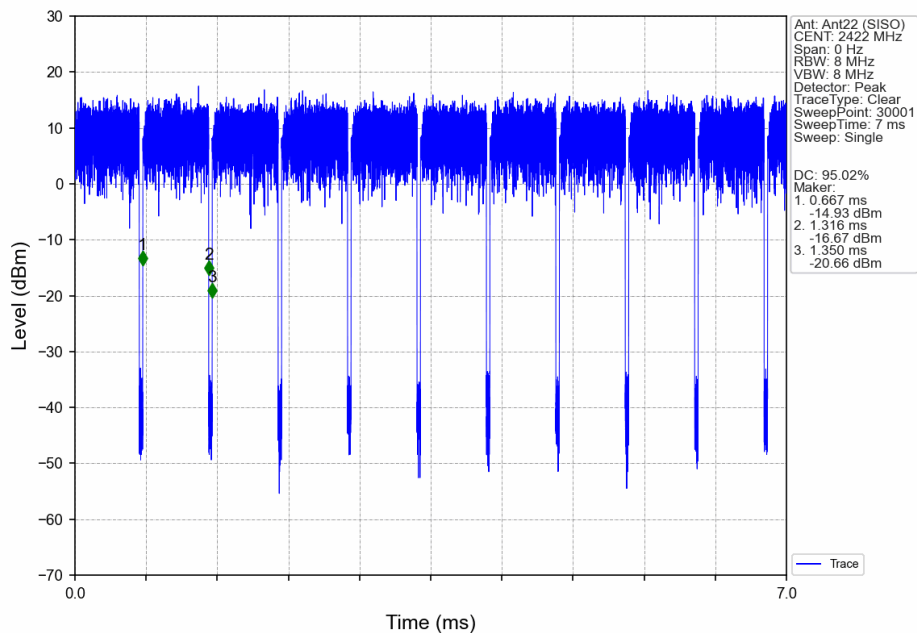
Unless otherwise agreed in writing, this document is issued by the Company subject to its General Conditions of Service printed overleaf, available on request or accessible at <https://www.sgs.com/en/Terms-and-Conditions>. Attention is drawn to the limitation of liability, indemnification and jurisdiction issues defined therein. Any holder of this document is advised that information contained hereon reflects the Company's findings at the time of its intervention only and within the limits of Client's instructions, if any. The Company's sole responsibility is to its Client and this document does not exonerate parties to a transaction from exercising all their rights and obligations under the transaction documents. This document cannot be reproduced except in full, without prior written approval of the Company. Any unauthorized alteration, forgery or falsification of the content or appearance of this document is unlawful and offenders may be prosecuted to the fullest extent of the law. Unless otherwise stated the results shown in this test report refer only to the sample(s) tested and such sample(s) are retained for 30 days only.

Attention: To check the authenticity of testing /inspection report & certificate, please contact us at telephone: (86-755) 8307 1443, or email: [CN.Doccheck@sgs.com](mailto:CN.Doccheck@sgs.com)

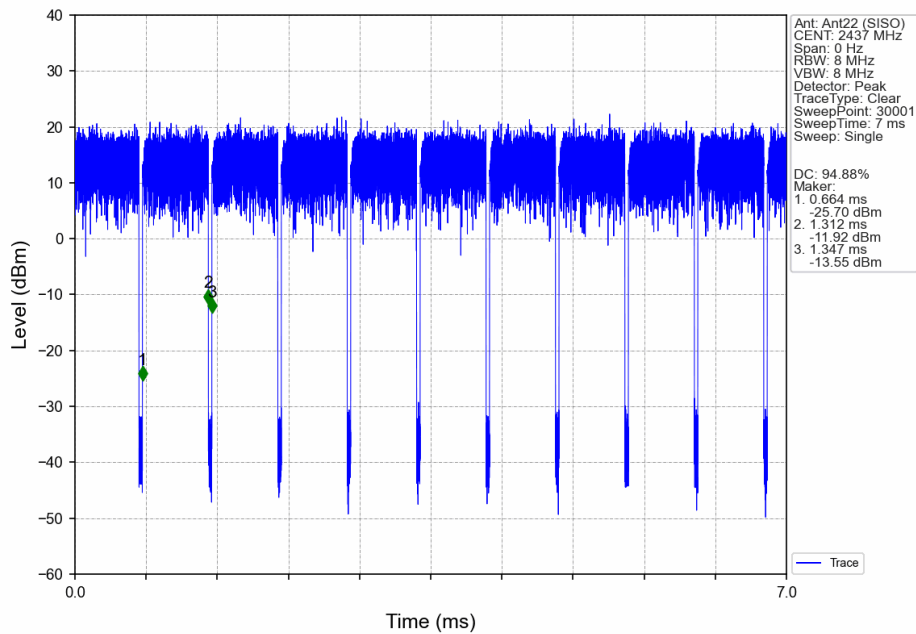
802.11n(HT20)\_HCH\_2462MHz\_Ant22 (SISO)\_NTNV



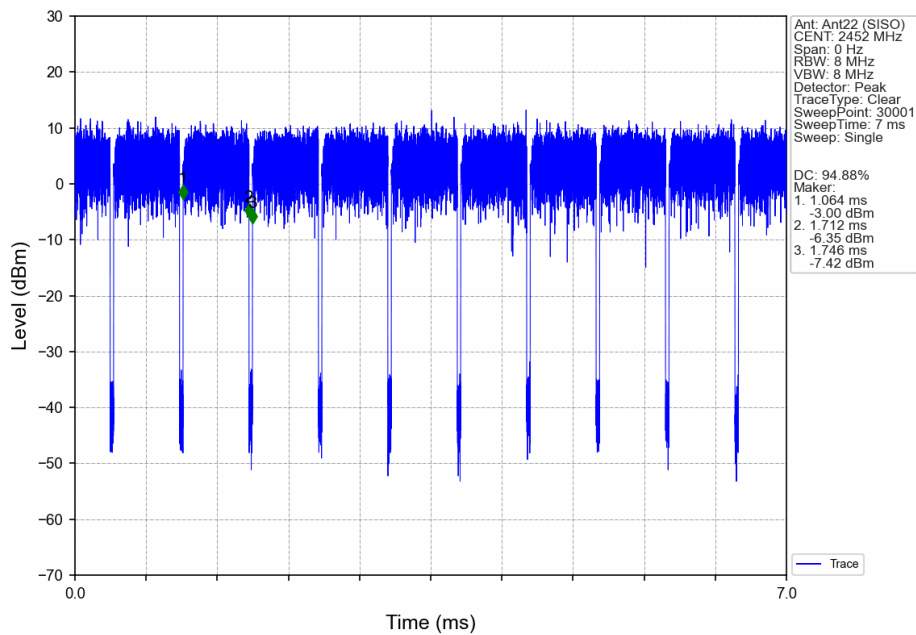
802.11n(HT40)\_LCH\_2422MHz\_Ant22 (SISO)\_NTNV



### 802.11n(HT40)\_MCH\_2437MHz\_Ant22 (SISO)\_NTNV



### 802.11n(HT40)\_HCH\_2452MHz\_Ant22 (SISO)\_NTNV



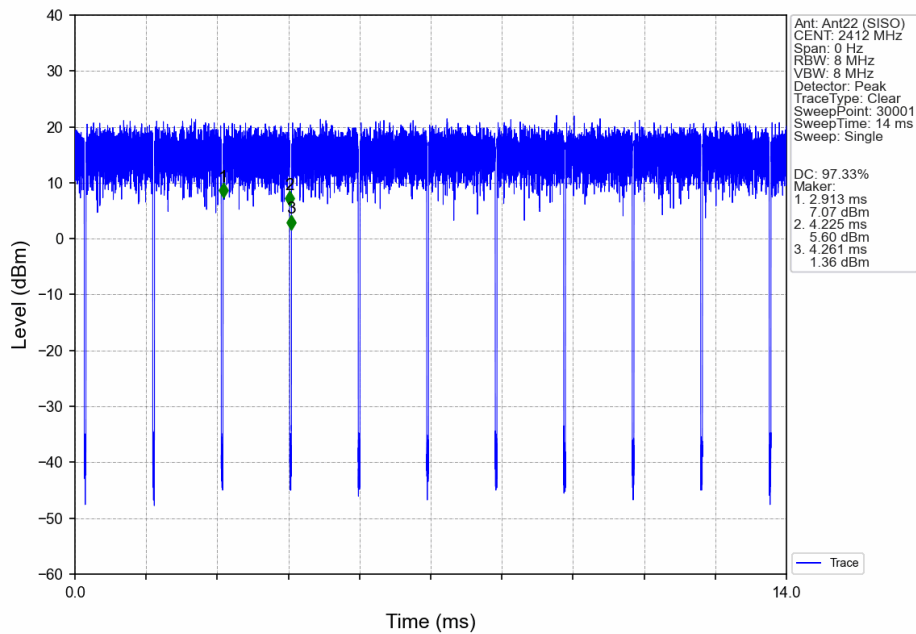
Unless otherwise agreed in writing, this document is issued by the Company subject to its General Conditions of Service printed overleaf, available on request or accessible at <https://www.sgs.com/en/Terms-and-Conditions>. Attention is drawn to the limitation of liability, indemnification and jurisdiction issues defined therein. Any holder of this document is advised that information contained hereon reflects the Company's findings at the time of its intervention only and within the limits of Client's instructions, if any. The Company's sole responsibility is to its Client and this document does not exonerate parties to a transaction from exercising all their rights and obligations under the transaction documents. This document cannot be reproduced except in full, without prior written approval of the Company. Any unauthorized alteration, forgery or falsification of the content or appearance of this document is unlawful and offenders may be prosecuted to the fullest extent of the law. Unless otherwise stated the results shown in this test report refer only to the sample(s) tested and such sample(s) are retained for 30 days only.

Attention: To check the authenticity of testing /inspection report & certificate, please contact us at telephone: (86-755) 8307 1443, or email: [CN.Doccheck@sgs.com](mailto:CN.Doccheck@sgs.com)

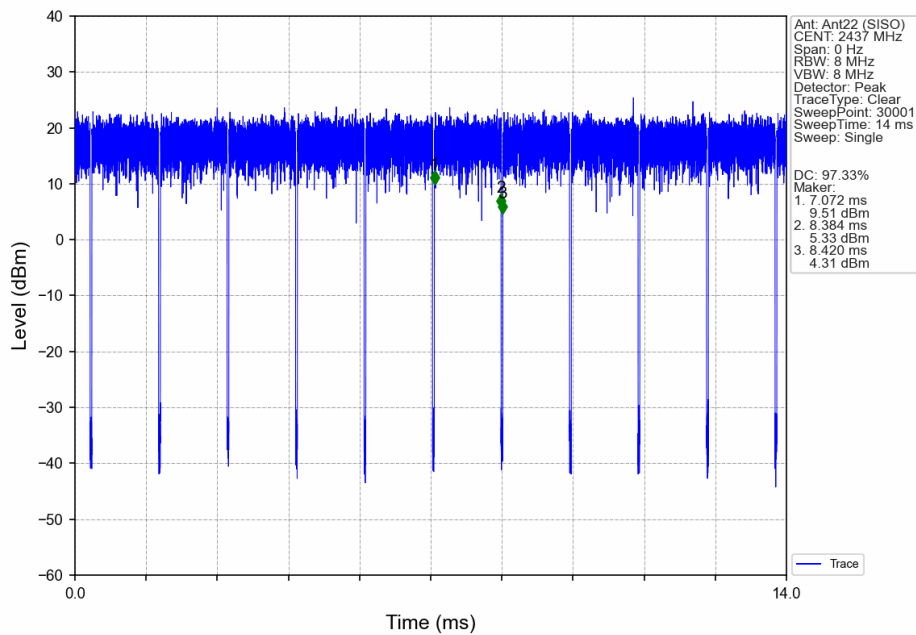
SGS-CSTC Standards Technical Services Co., Ltd.  
Shenzhen Branch Testing & Calibration Laboratory

No.1 Workshop, M-10, Middle Section, Science & Technology Park, Nanshan District, Shenzhen, Guangdong, China 518057 t (86-755) 26012053 f (86-755) 26710594 www.sgs.com.cn  
中国·广东·深圳市南山区科技园中区M-10栋1号厂房 邮编: 518057 t (86-755) 26012053 f (86-755) 26710594 sgs.china@sgs.com

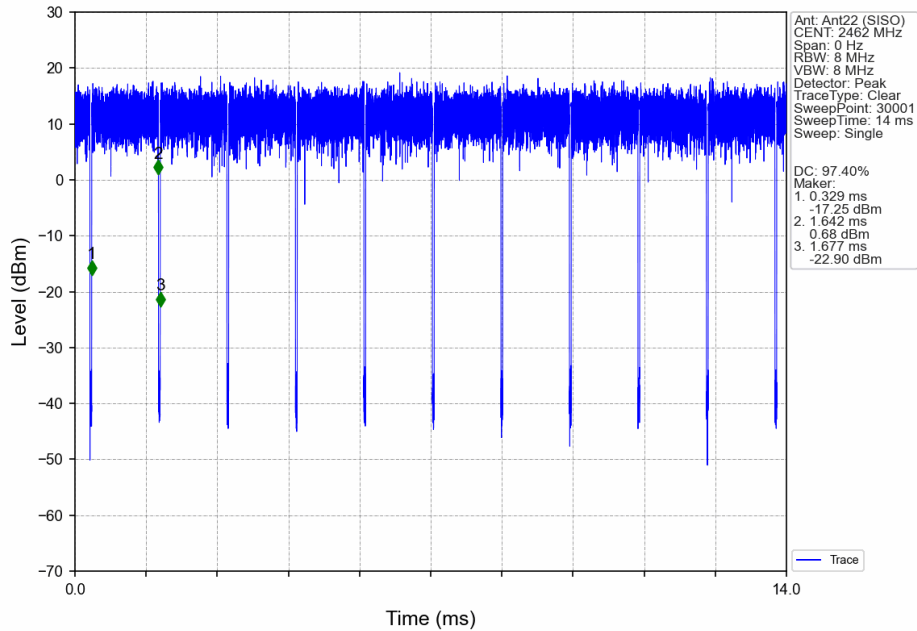
### 802.11ac(VHT20)\_LCH\_2412MHz\_Ant22 (SISO)\_NTNV



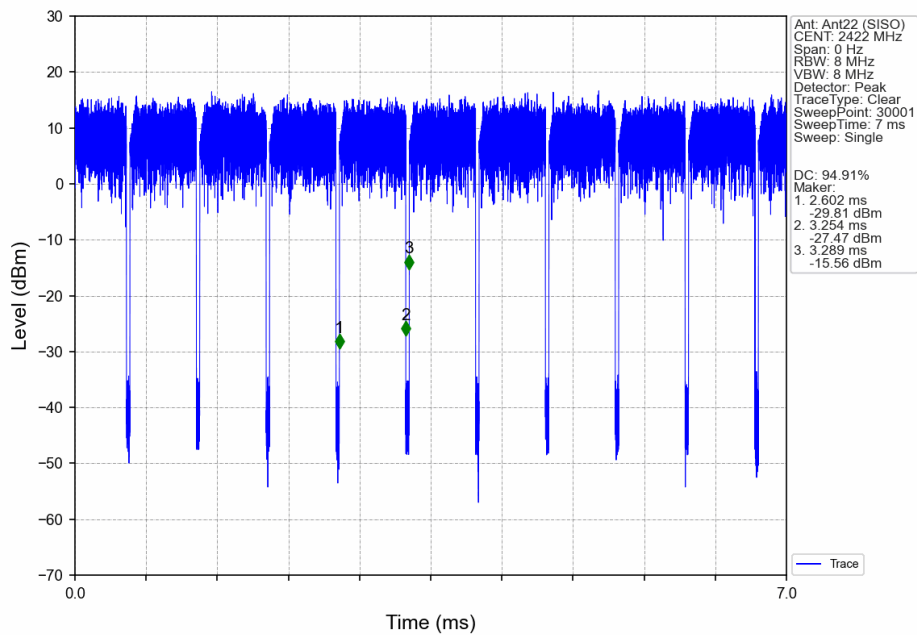
### 802.11ac(VHT20)\_MCH\_2437MHz\_Ant22 (SISO)\_NTNV



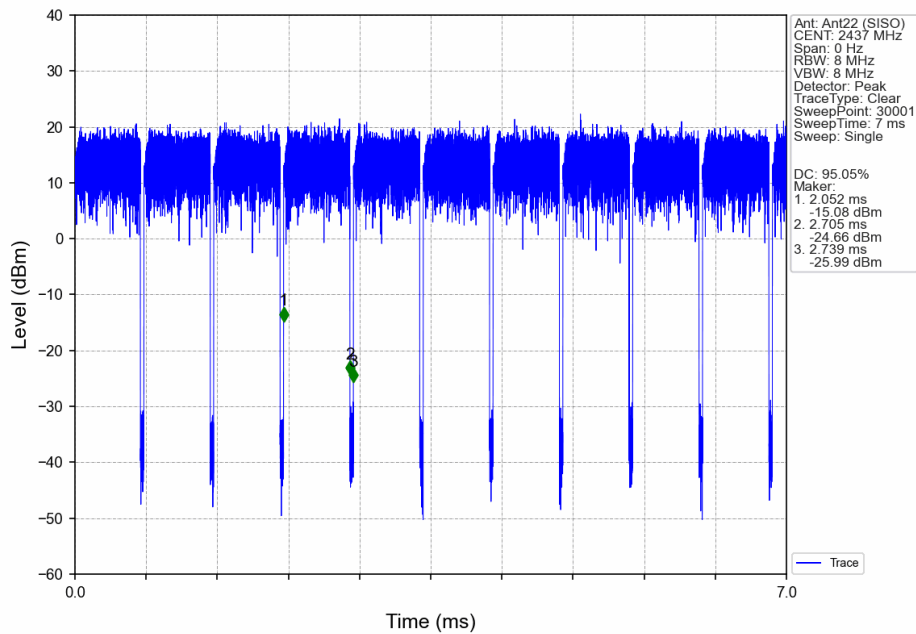
### 802.11ac(VHT20)\_HCH\_2462MHz\_Ant22 (SISO)\_NTNV



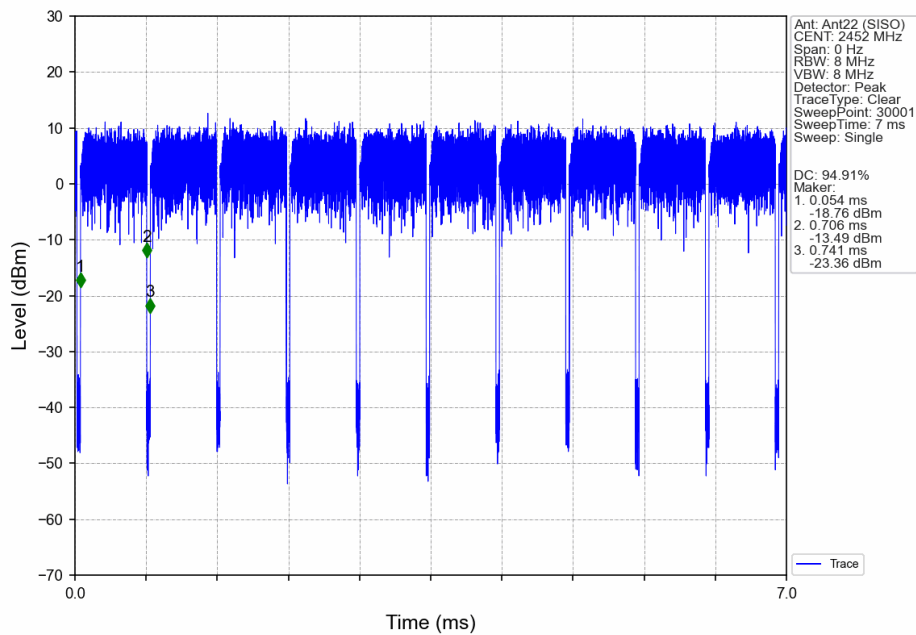
### 802.11ac(VHT40)\_LCH\_2422MHz\_Ant22 (SISO)\_NTNV



### 802.11ac(VHT40)\_MCH\_2437MHz\_Ant22 (SISO)\_NTNV



### 802.11ac(VHT40)\_HCH\_2452MHz\_Ant22 (SISO)\_NTNV



## 2. Bandwidth

### 2.1 Test Result

#### 2.1.1 OBW

Mode	TX Type	Frequency (MHz)	ANT	99% Occupied Bandwidth (MHz)		Verdict
				Result	Limit	
802.11b	SISO	2412	22	13.214	/	Pass
		2437	22	13.027	/	Pass
		2462	22	13.224	/	Pass
802.11g	SISO	2412	22	17.470	/	Pass
		2437	22	18.000	/	Pass
		2462	22	17.387	/	Pass
802.11n (HT20)	SISO	2412	22	18.412	/	Pass
		2437	22	18.615	/	Pass
		2462	22	18.261	/	Pass
802.11n (HT40)	SISO	2422	22	36.765	/	Pass
		2437	22	37.232	/	Pass
		2452	22	36.480	/	Pass
802.11ac (VHT20)	SISO	2412	22	18.361	/	Pass
		2437	22	18.496	/	Pass
		2462	22	18.287	/	Pass
802.11ac (VHT40)	SISO	2422	22	36.820	/	Pass
		2437	22	36.931	/	Pass
		2452	22	36.413	/	Pass

# SGS-CSTC Standards Technical Services Co., Ltd. Shenzhen Branch

SZEMC-TRF-01 Rev. A/1

Report No.: SZCR250100029107

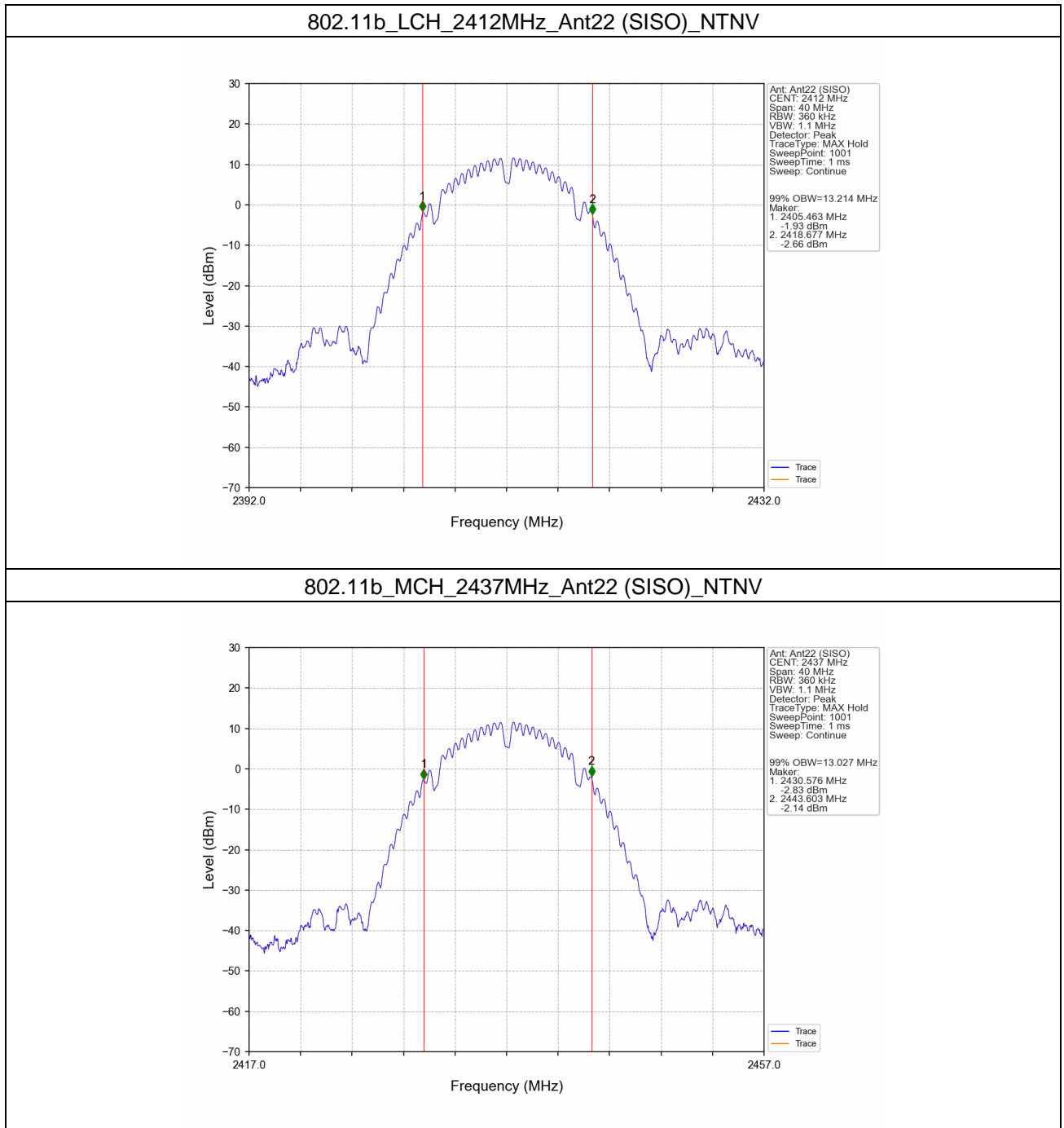
Page: 92 of 147

## 2.1.2 6dB BW

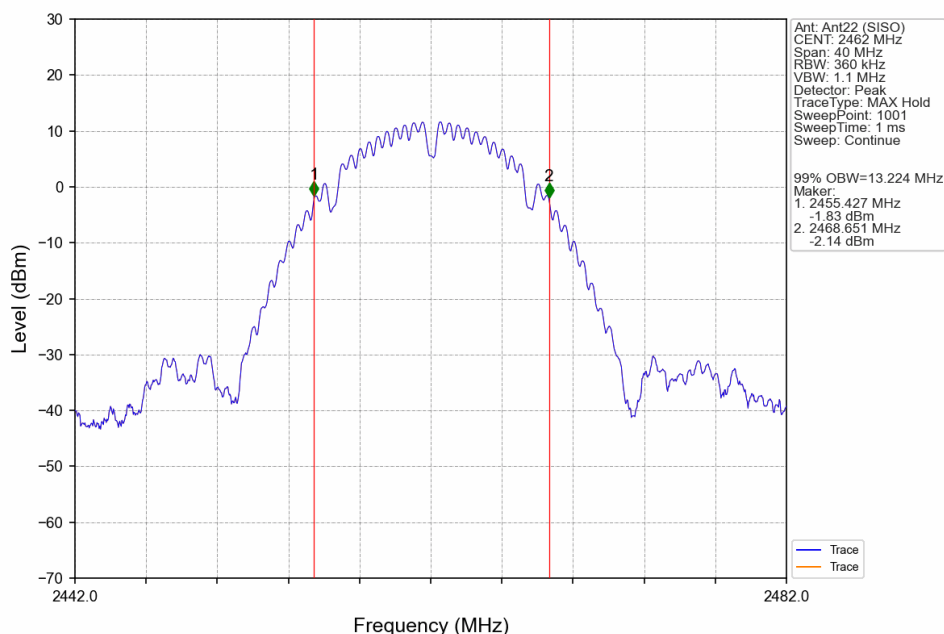
Mode	TX Type	Frequency (MHz)	ANT	6dB Bandwidth (MHz)		Verdict
				Result	Limit	
802.11b	SISO	2412	22	8.119	$\geq 0.5$	Pass
		2437	22	8.096	$\geq 0.5$	Pass
		2462	22	8.108	$\geq 0.5$	Pass
802.11g	SISO	2412	22	15.174	$\geq 0.5$	Pass
		2437	22	15.340	$\geq 0.5$	Pass
		2462	22	15.167	$\geq 0.5$	Pass
802.11n (HT20)	SISO	2412	22	15.158	$\geq 0.5$	Pass
		2437	22	15.164	$\geq 0.5$	Pass
		2462	22	15.139	$\geq 0.5$	Pass
802.11n (HT40)	SISO	2422	22	35.178	$\geq 0.5$	Pass
		2437	22	35.122	$\geq 0.5$	Pass
		2452	22	35.167	$\geq 0.5$	Pass
802.11ac (VHT20)	SISO	2412	22	15.181	$\geq 0.5$	Pass
		2437	22	15.157	$\geq 0.5$	Pass
		2462	22	15.161	$\geq 0.5$	Pass
802.11ac (VHT40)	SISO	2422	22	35.194	$\geq 0.5$	Pass
		2437	22	35.139	$\geq 0.5$	Pass
		2452	22	35.147	$\geq 0.5$	Pass

## 2.2 Test Graph

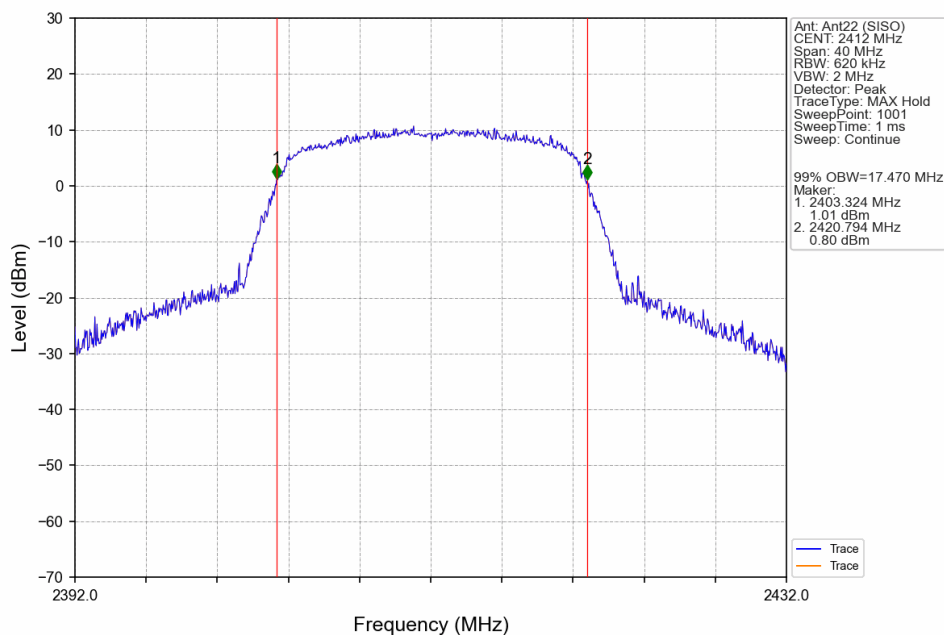
### 2.2.1 OBW



### 802.11b\_HCH\_2462MHz\_Ant22 (SISO)\_NTNV



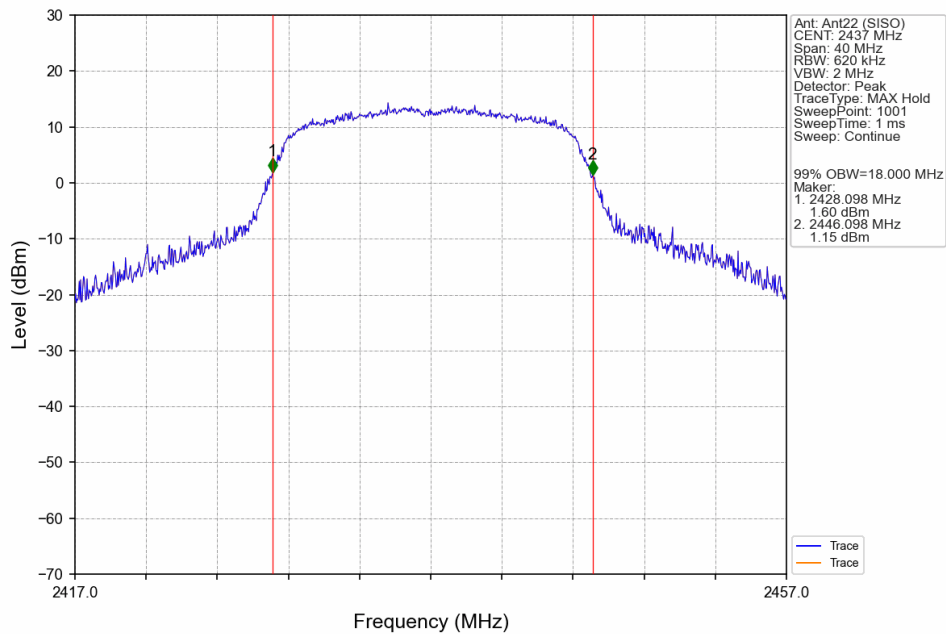
### 802.11g\_LCH\_2412MHz\_Ant22 (SISO)\_NTNV



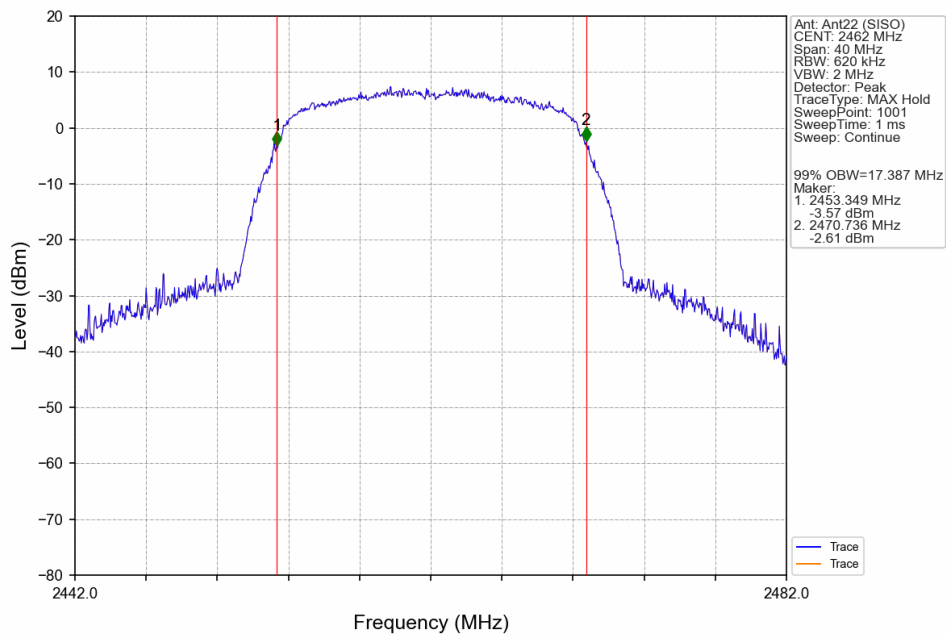
Unless otherwise agreed in writing, this document is issued by the Company subject to its General Conditions of Service printed overleaf, available on request or accessible at <https://www.sgs.com/en/Terms-and-Conditions>. Attention is drawn to the limitation of liability, indemnification and jurisdiction issues defined therein. Any holder of this document is advised that information contained hereon reflects the Company's findings at the time of its intervention only and within the limits of Client's instructions, if any. The Company's sole responsibility is to its Client and this document does not exonerate parties to a transaction from exercising all their rights and obligations under the transaction documents. This document cannot be reproduced except in full, without prior written approval of the Company. Any unauthorized alteration, forgery or falsification of the content or appearance of this document is unlawful and offenders may be prosecuted to the fullest extent of the law. Unless otherwise stated the results shown in this test report refer only to the sample(s) tested and such sample(s) are retained for 30 days only.

Attention: To check the authenticity of testing /inspection report & certificate, please contact us at telephone: (86-755) 8307 1443, or email: [CN.Doccheck@sgs.com](mailto:CN.Doccheck@sgs.com)

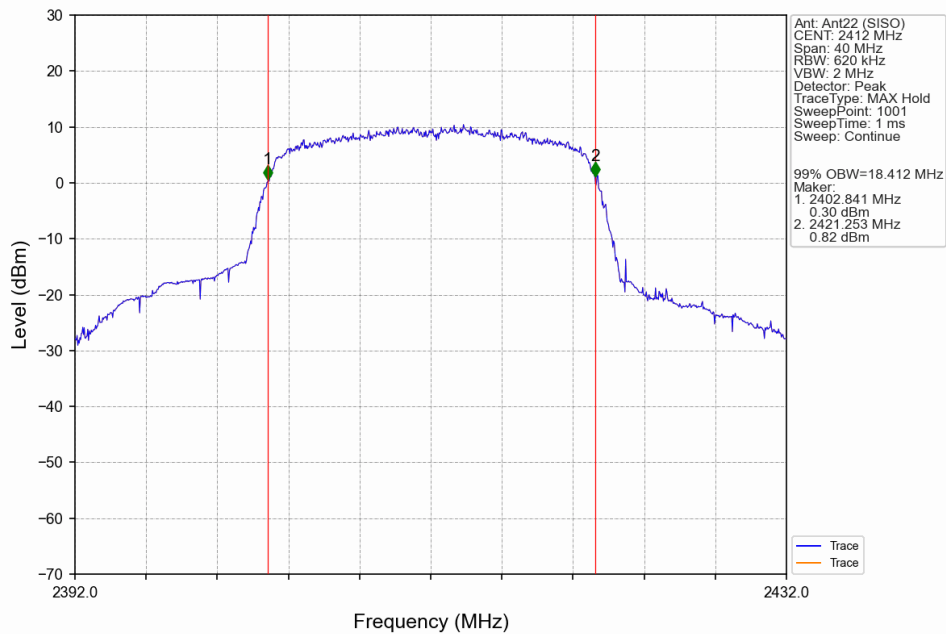
802.11g\_MCH\_2437MHz\_Ant22 (SISO)\_NTNV



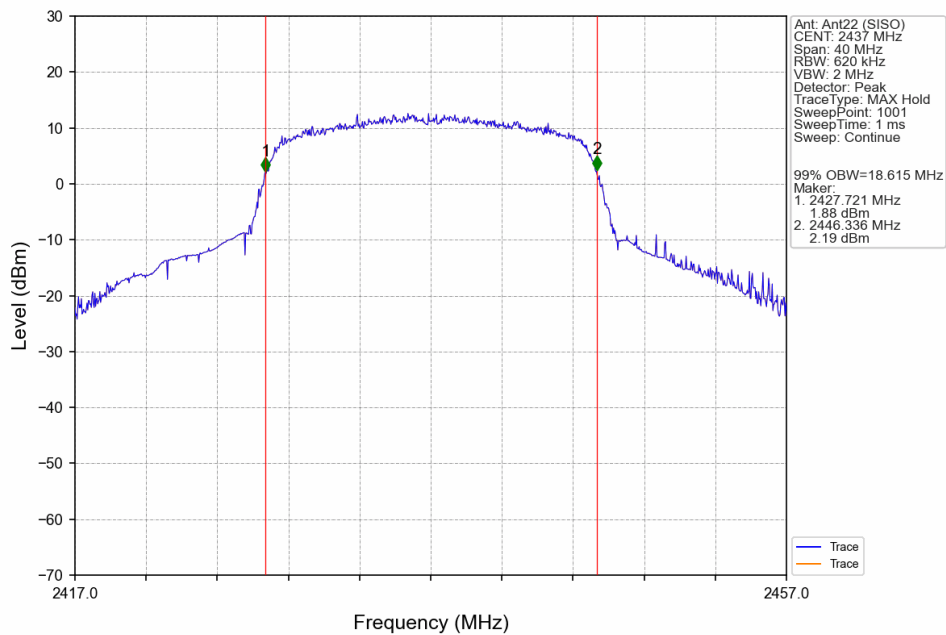
802.11g\_HCH\_2462MHz\_Ant22 (SISO)\_NTNV



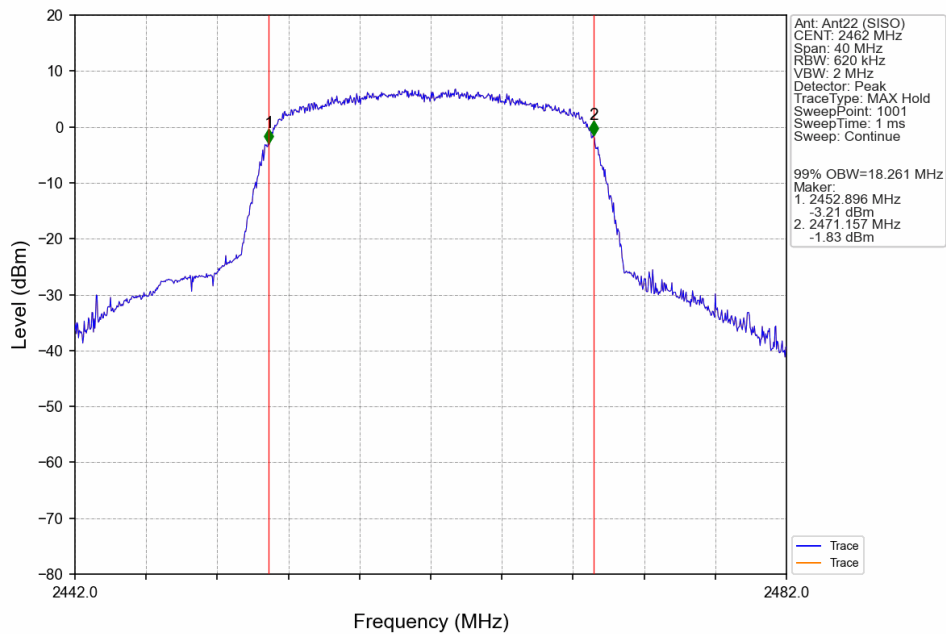
802.11n(HT20)\_LCH\_2412MHz\_Ant22 (SISO)\_NTNV



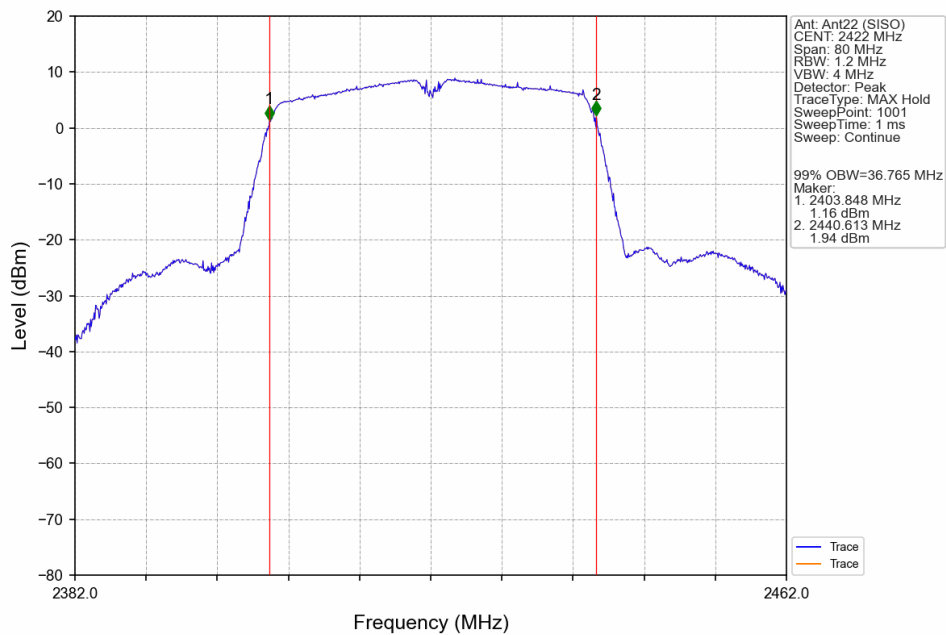
802.11n(HT20)\_MCH\_2437MHz\_Ant22 (SISO)\_NTNV



802.11n(HT20)\_HCH\_2462MHz\_Ant22 (SISO)\_NTNV



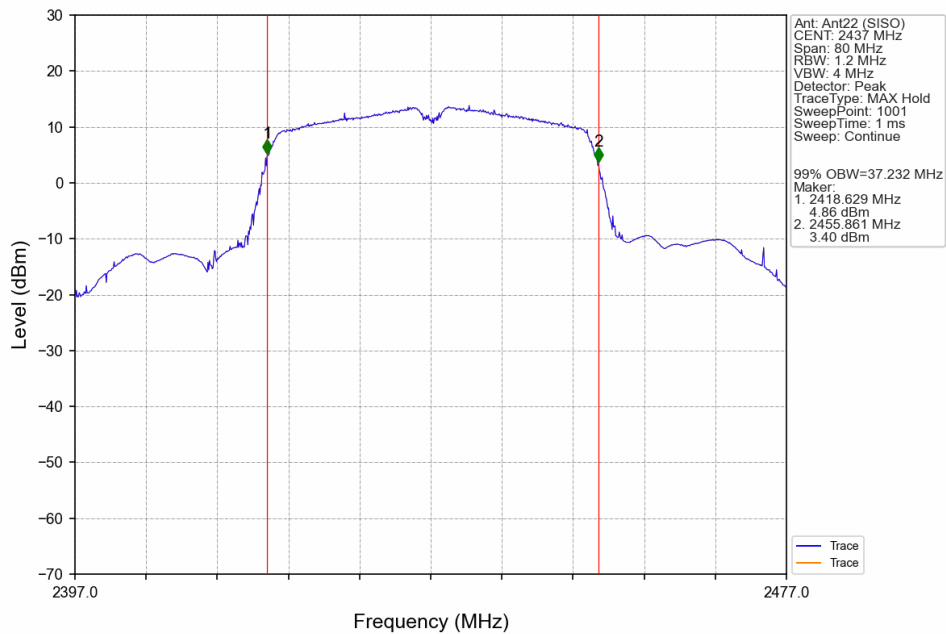
802.11n(HT40)\_LCH\_2422MHz\_Ant22 (SISO)\_NTNV



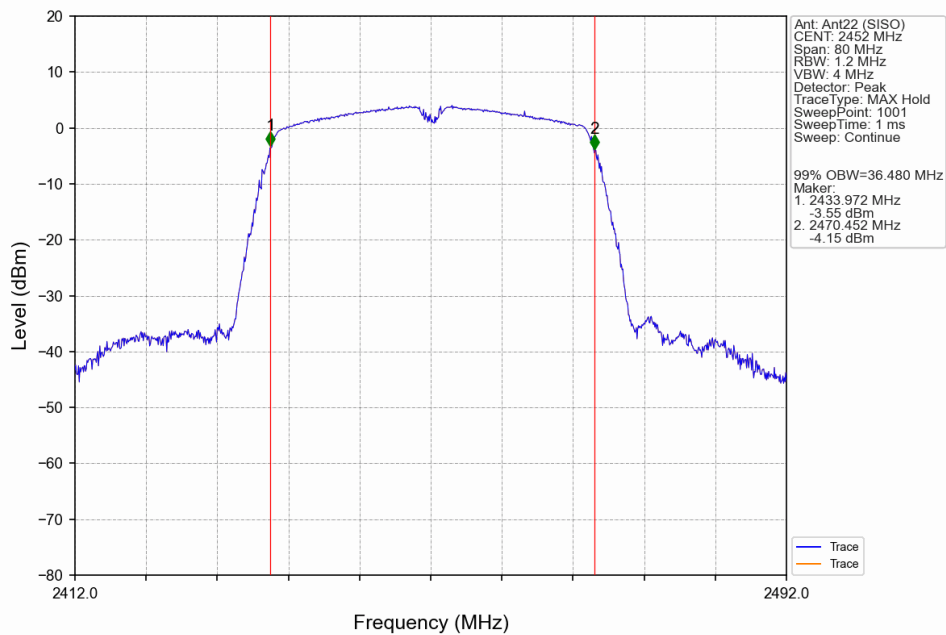
Unless otherwise agreed in writing, this document is issued by the Company subject to its General Conditions of Service printed overleaf, available on request or accessible at <https://www.sgs.com/en/Terms-and-Conditions>. Attention is drawn to the limitation of liability, indemnification and jurisdiction issues defined therein. Any holder of this document is advised that information contained hereon reflects the Company's findings at the time of its intervention only and within the limits of Client's instructions, if any. The Company's sole responsibility is to its Client and this document does not exonerate parties to a transaction from exercising all their rights and obligations under the transaction documents. This document cannot be reproduced except in full, without prior written approval of the Company. Any unauthorized alteration, forgery or falsification of the content or appearance of this document is unlawful and offenders may be prosecuted to the fullest extent of the law. Unless otherwise stated the results shown in this test report refer only to the sample(s) tested and such sample(s) are retained for 30 days only.

Attention: To check the authenticity of testing /inspection report & certificate, please contact us at telephone: (86-755) 8307 1443, or email: [CN.Doccheck@sgs.com](mailto:CN.Doccheck@sgs.com)

802.11n(HT40)\_MCH\_2437MHz\_Ant22 (SISO)\_NTNV



802.11n(HT40)\_HCH\_2452MHz\_Ant22 (SISO)\_NTNV



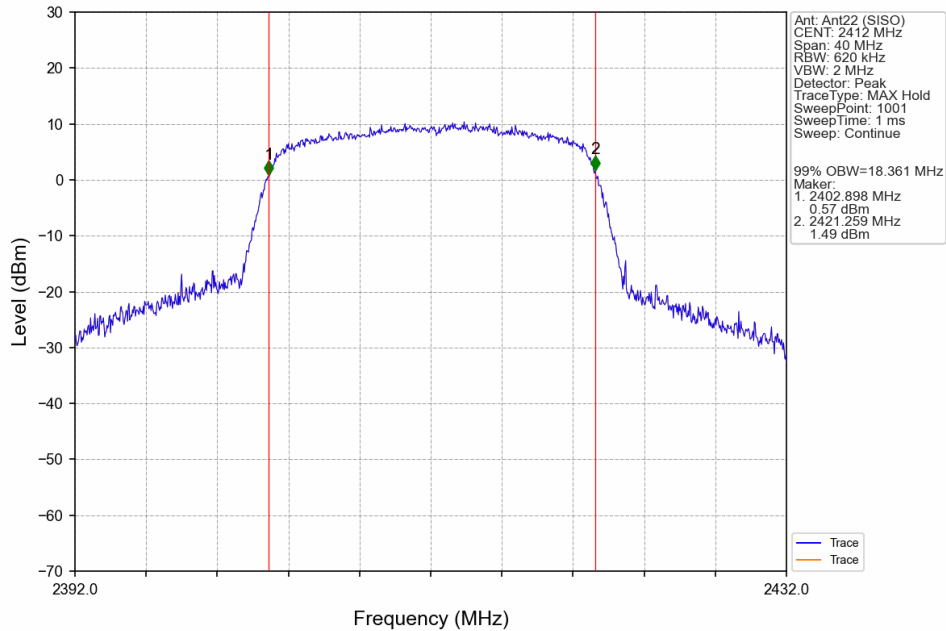
Unless otherwise agreed in writing, this document is issued by the Company subject to its General Conditions of Service printed overleaf, available on request or accessible at <https://www.sgs.com/en/Terms-and-Conditions>. Attention is drawn to the limitation of liability, indemnification and jurisdiction issues defined therein. Any holder of this document is advised that information contained hereon reflects the Company's findings at the time of its intervention only and within the limits of Client's instructions, if any. The Company's sole responsibility is to its Client and this document does not exonerate parties to a transaction from exercising all their rights and obligations under the transaction documents. This document cannot be reproduced except in full, without prior written approval of the Company. Any unauthorized alteration, forgery or falsification of the content or appearance of this document is unlawful and offenders may be prosecuted to the fullest extent of the law. Unless otherwise stated the results shown in this test report refer only to the sample(s) tested and such sample(s) are retained for 30 days only.

Attention: To check the authenticity of testing /inspection report & certificate, please contact us at telephone: (86-755) 8307 1443, or email: [CN.Doccheck@sgs.com](mailto:CN.Doccheck@sgs.com)

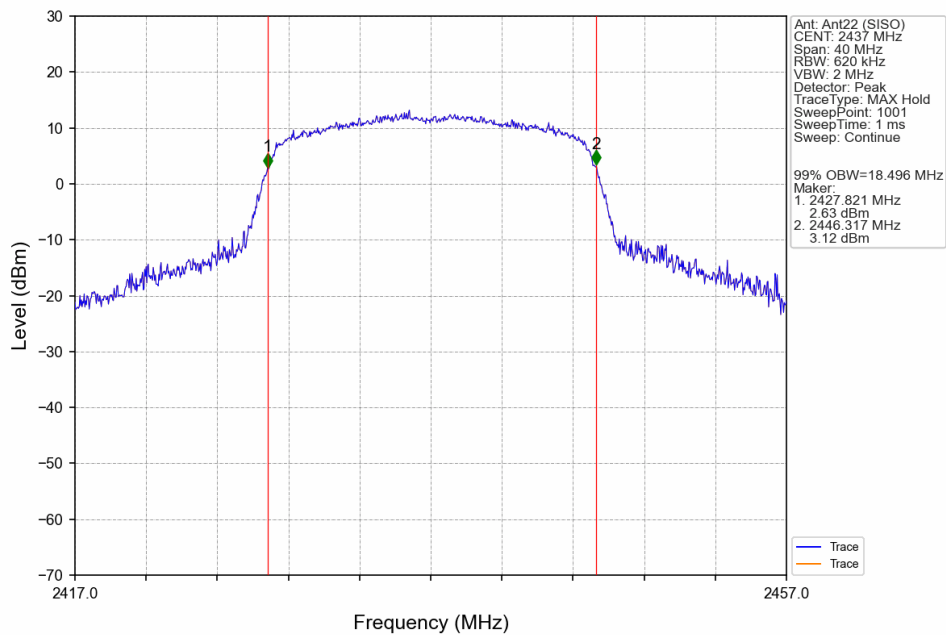
SGS-CSTC Standards Technical Services Co., Ltd.  
Shenzhen Branch (Shenzhen) Laboratory

No.1 Workshop, M-10, Middle Section, Science & Technology Park, Nanshan District, Shenzhen, Guangdong, China 518057 t (86-755) 26012053 f (86-755) 26710594 www.sgsgroup.com.cn  
中国·广东·深圳市南山区科技园中区M-10栋1号厂房 邮编: 518057 t (86-755) 26012053 f (86-755) 26710594 sgs.china@sgs.com

802.11ac(VHT20)\_LCH\_2412MHz\_Ant22 (SISO)\_NTNV



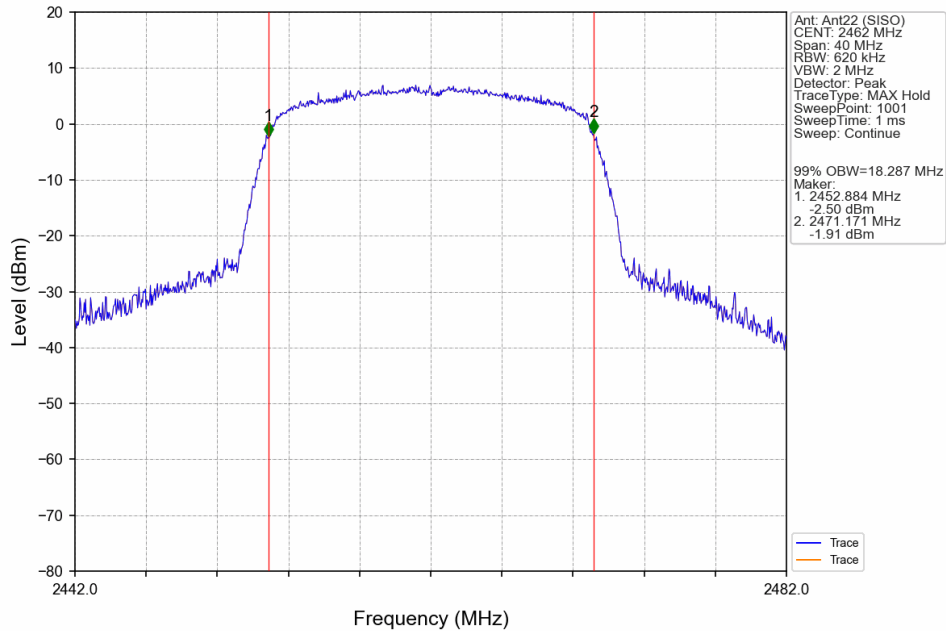
802.11ac(VHT20)\_MCH\_2437MHz\_Ant22 (SISO)\_NTNV



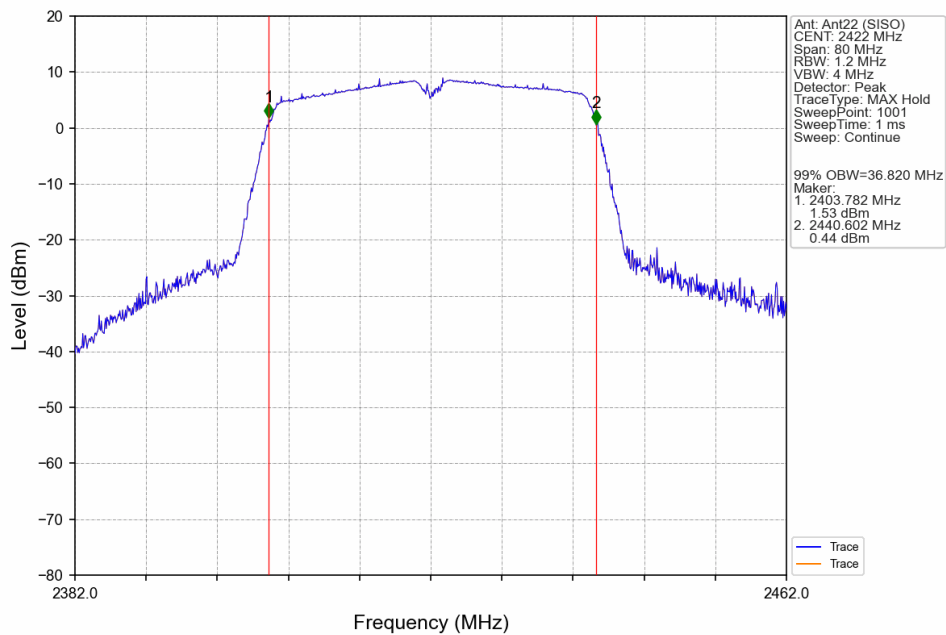
Unless otherwise agreed in writing, this document is issued by the Company subject to its General Conditions of Service printed overleaf, available on request or accessible at <https://www.sgs.com/en/Terms-and-Conditions>. Attention is drawn to the limitation of liability, indemnification and jurisdiction issues defined therein. Any holder of this document is advised that information contained hereon reflects the Company's findings at the time of its intervention only and within the limits of Client's instructions, if any. The Company's sole responsibility is to its Client and this document does not exonerate parties to a transaction from exercising all their rights and obligations under the transaction documents. This document cannot be reproduced except in full, without prior written approval of the Company. Any unauthorized alteration, forgery or falsification of the content or appearance of this document is unlawful and offenders may be prosecuted to the fullest extent of the law. Unless otherwise stated the results shown in this test report refer only to the sample(s) tested and such sample(s) are retained for 30 days only.

Attention: To check the authenticity of testing /inspection report & certificate, please contact us at telephone: (86-755) 8307 1443, or email: [CN.Doccheck@sgs.com](mailto:CN.Doccheck@sgs.com)

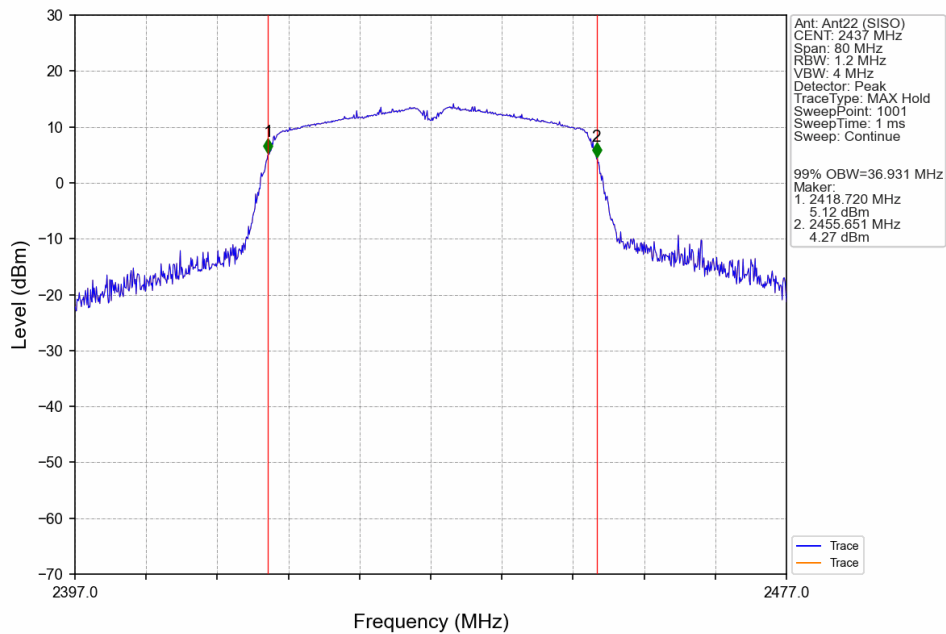
### 802.11ac(VHT20)\_HCH\_2462MHz\_Ant22 (SISO)\_NTNV



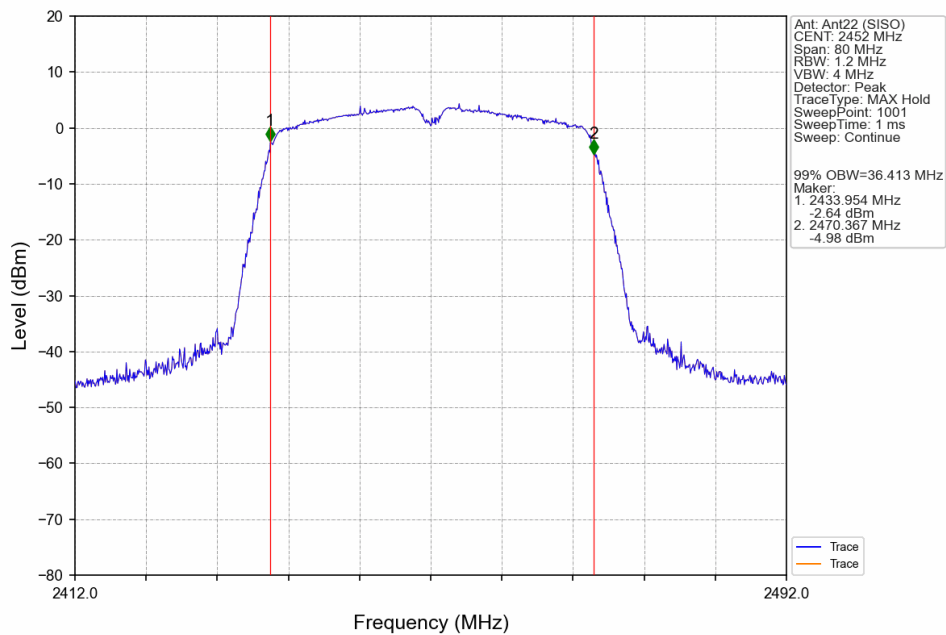
### 802.11ac(VHT40)\_LCH\_2422MHz\_Ant22 (SISO)\_NTNV



### 802.11ac(VHT40)\_MCH\_2437MHz\_Ant22 (SISO)\_NTNV

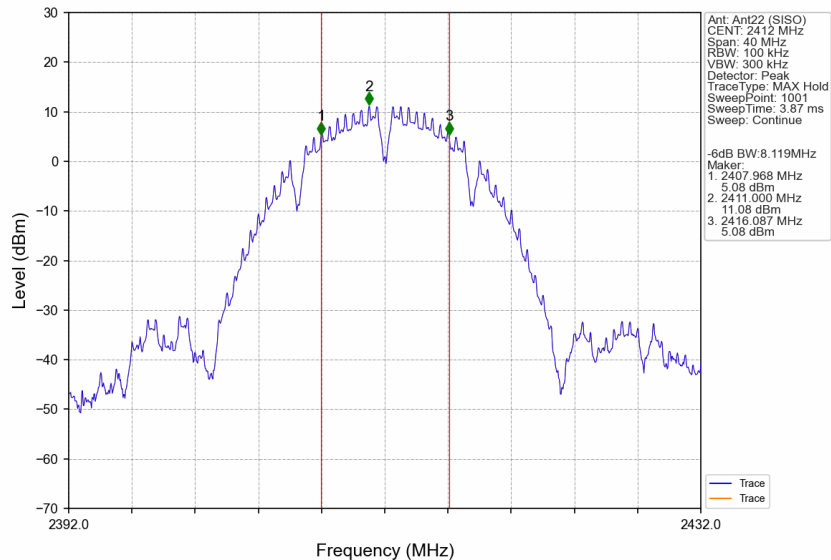


### 802.11ac(VHT40)\_HCH\_2452MHz\_Ant22 (SISO)\_NTNV

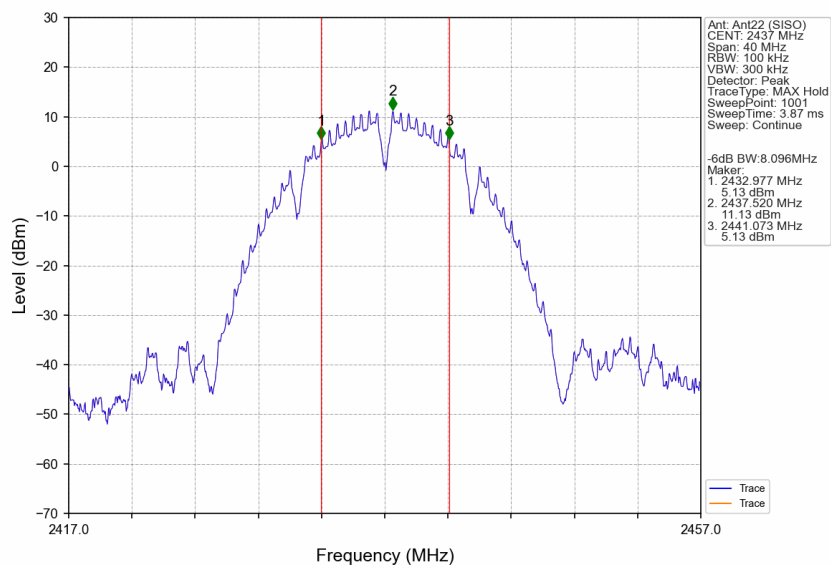


### 2.2.2 6dB BW

802.11b\_LCH\_2412MHz\_Ant22 (SISO)\_NTNV



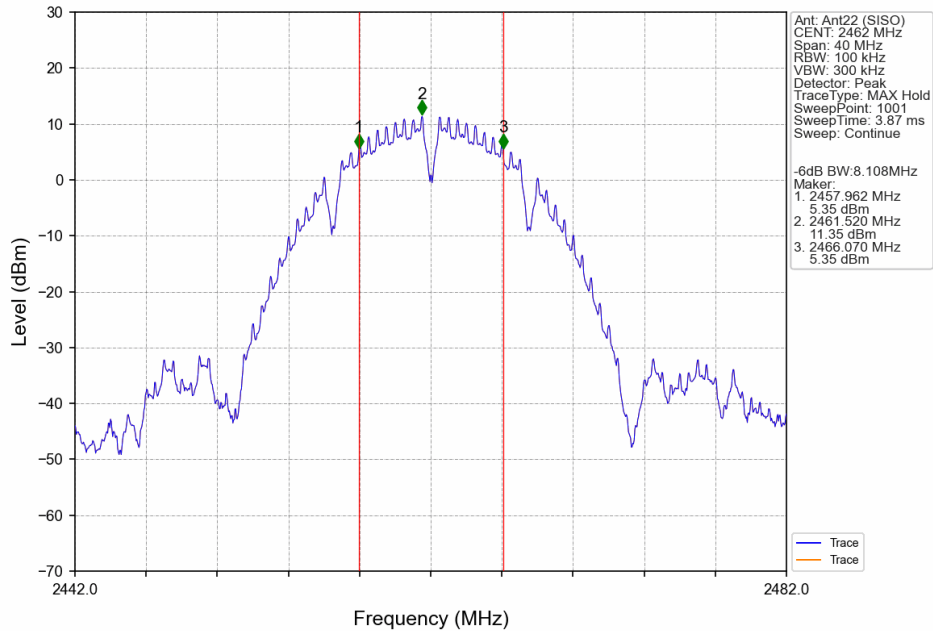
802.11b\_MCH\_2437MHz\_Ant22 (SISO)\_NTNV



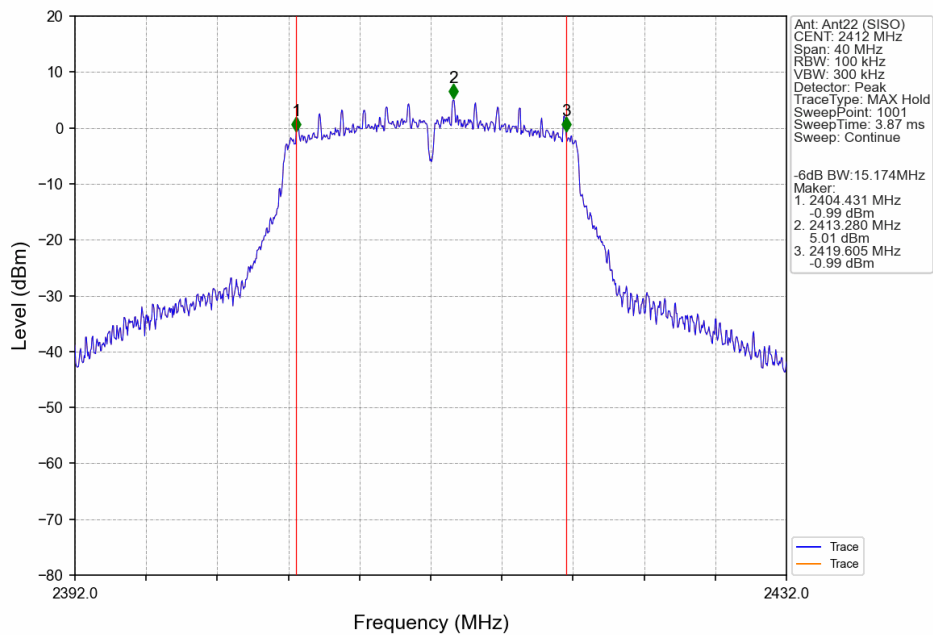
Unless otherwise agreed in writing, this document is issued by the Company subject to its General Conditions of Service printed overleaf, available on request or accessible at <https://www.sgs.com/en/Terms-and-Conditions>. Attention is drawn to the limitation of liability, indemnification and jurisdiction issues defined therein. Any holder of this document is advised that information contained hereon reflects the Company's findings at the time of its intervention only and within the limits of Client's instructions, if any. The Company's sole responsibility is to its Client and this document does not exonerate parties to a transaction from exercising all their rights and obligations under the transaction documents. This document cannot be reproduced except in full, without prior written approval of the Company. Any unauthorized alteration, forgery or falsification of the content or appearance of this document is unlawful and offenders may be prosecuted to the fullest extent of the law. Unless otherwise stated the results shown in this test report refer only to the sample(s) tested and such sample(s) are retained for 30 days only.

Attention: To check the authenticity of testing /inspection report & certificate, please contact us at telephone: (86-755) 8307 1443, or email: [CN.Doccheck@sgs.com](mailto:CN.Doccheck@sgs.com)

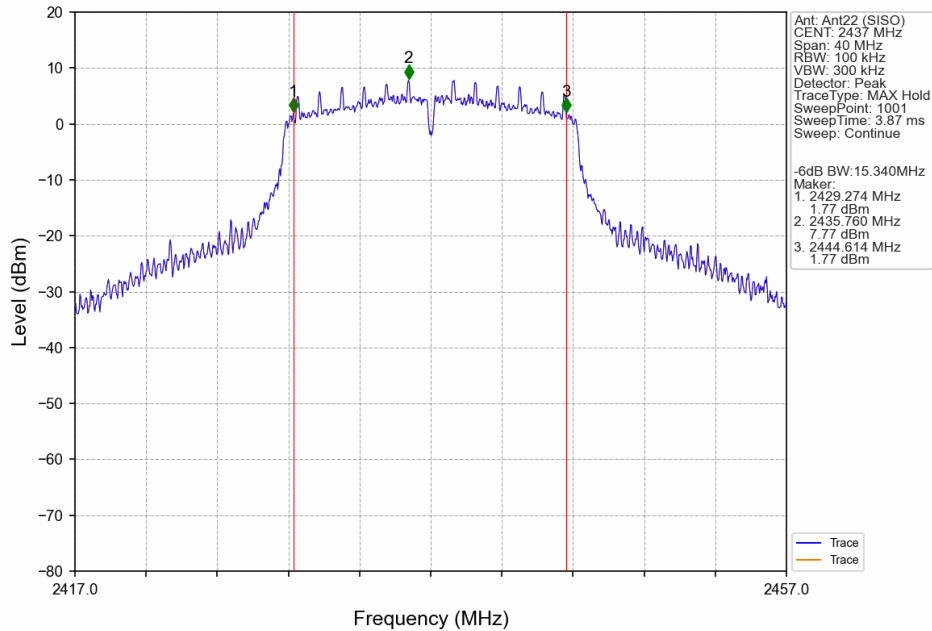
802.11b\_HCH\_2462MHz\_Ant22 (SISO)\_NTNV



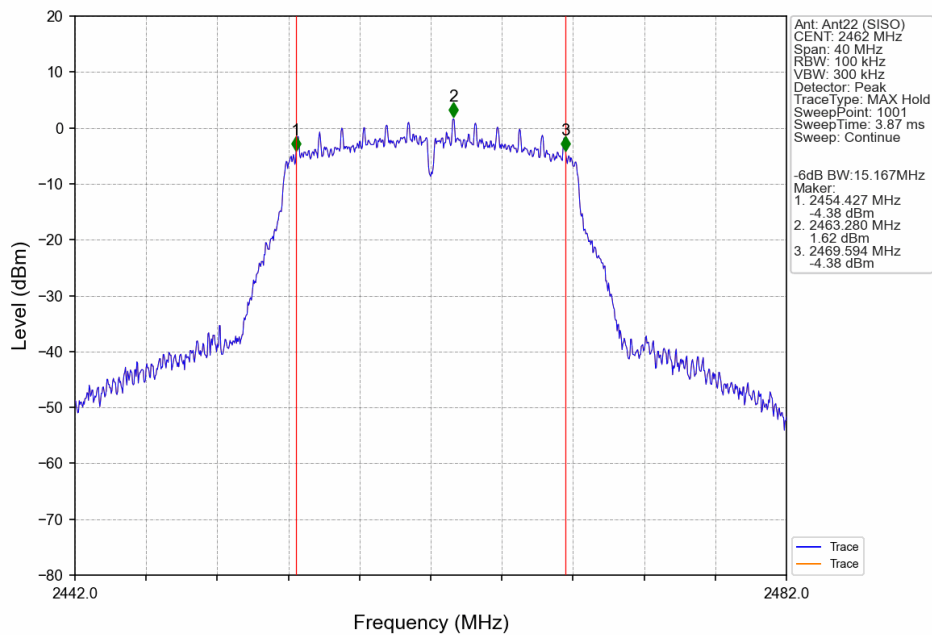
802.11g\_LCH\_2412MHz\_Ant22 (SISO)\_NTNV



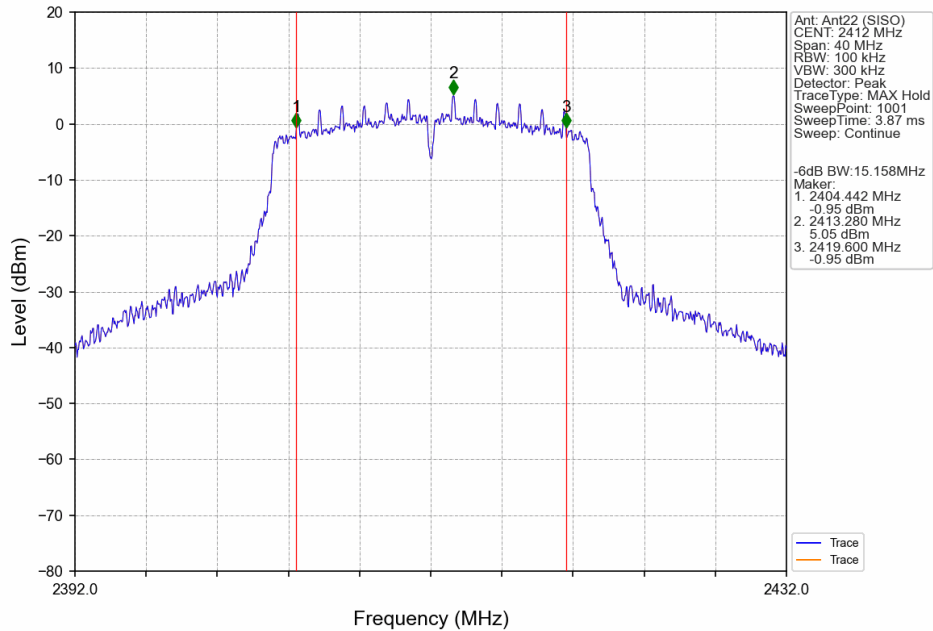
802.11g\_MCH\_2437MHz\_Ant22 (SISO)\_NTNV



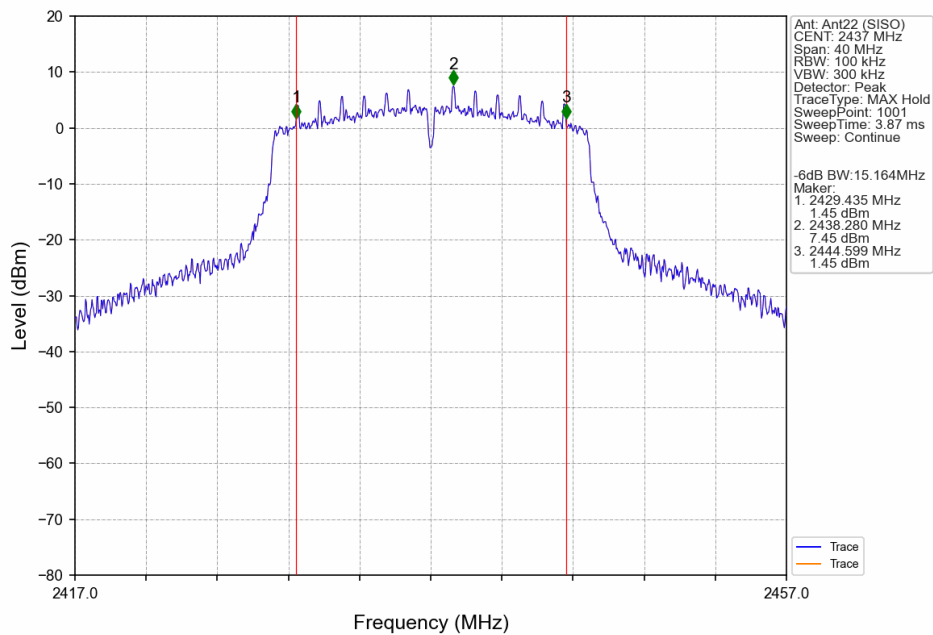
802.11g\_HCH\_2462MHz\_Ant22 (SISO)\_NTNV



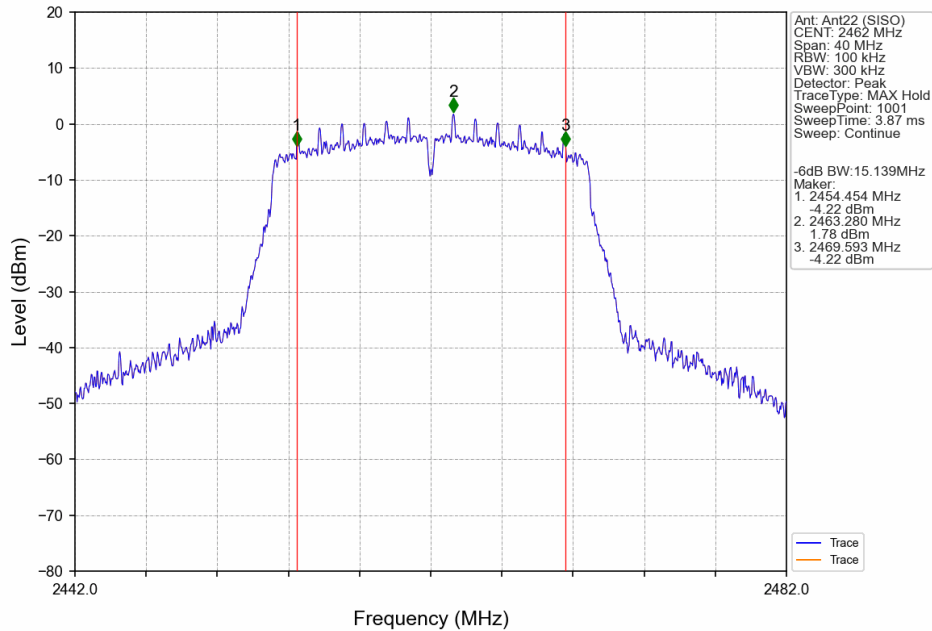
802.11n(HT20)\_LCH\_2412MHz\_Ant22 (SISO)\_NTNV



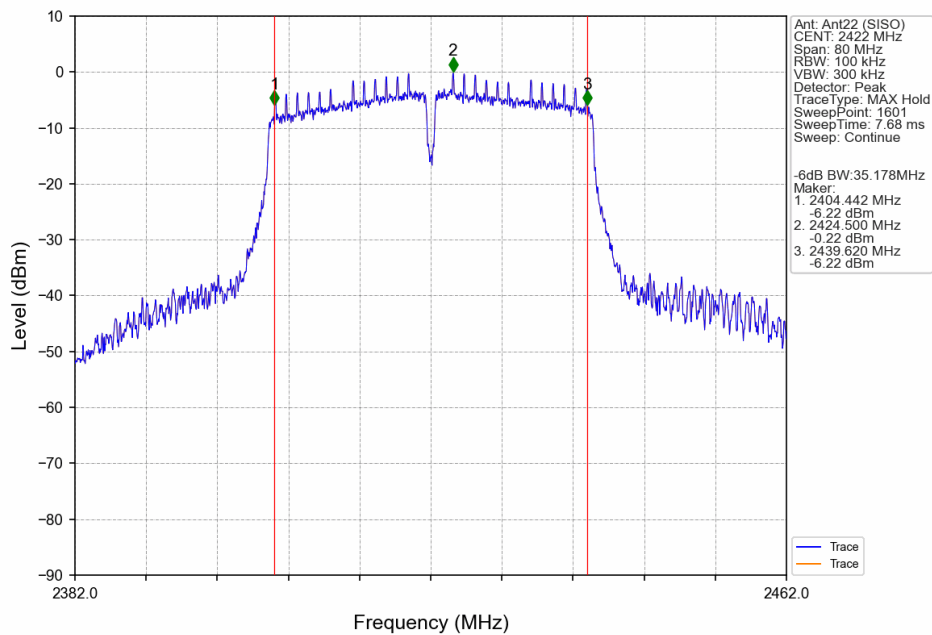
802.11n(HT20)\_MCH\_2437MHz\_Ant22 (SISO)\_NTNV



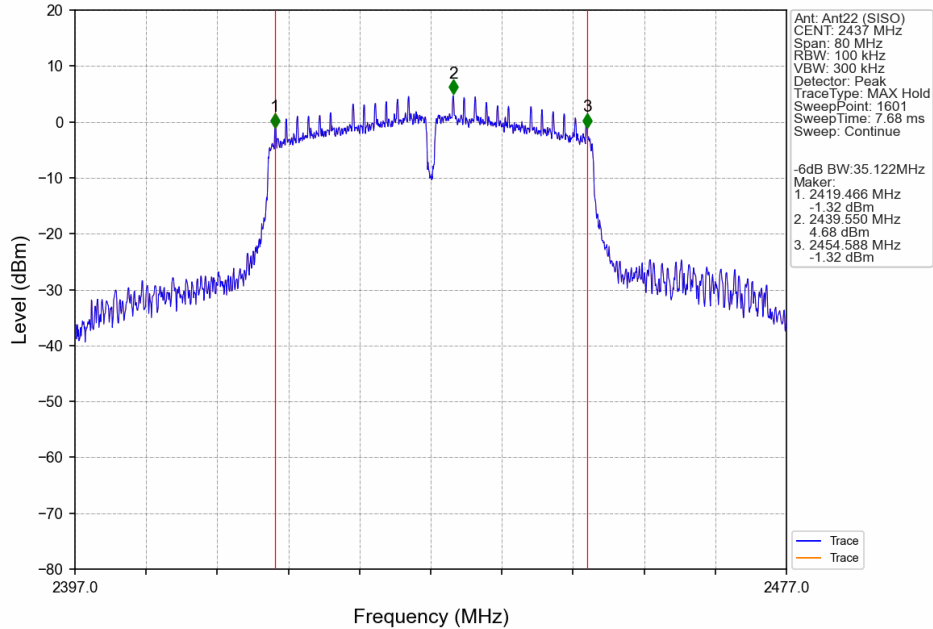
### 802.11n(HT20)\_HCH\_2462MHz\_Ant22 (SISO)\_NTNV



### 802.11n(HT40)\_LCH\_2422MHz\_Ant22 (SISO)\_NTNV



802.11n(HT40)\_MCH\_2437MHz\_Ant22 (SISO)\_NTNV



802.11n(HT40)\_HCH\_2452MHz\_Ant22 (SISO)\_NTNV

