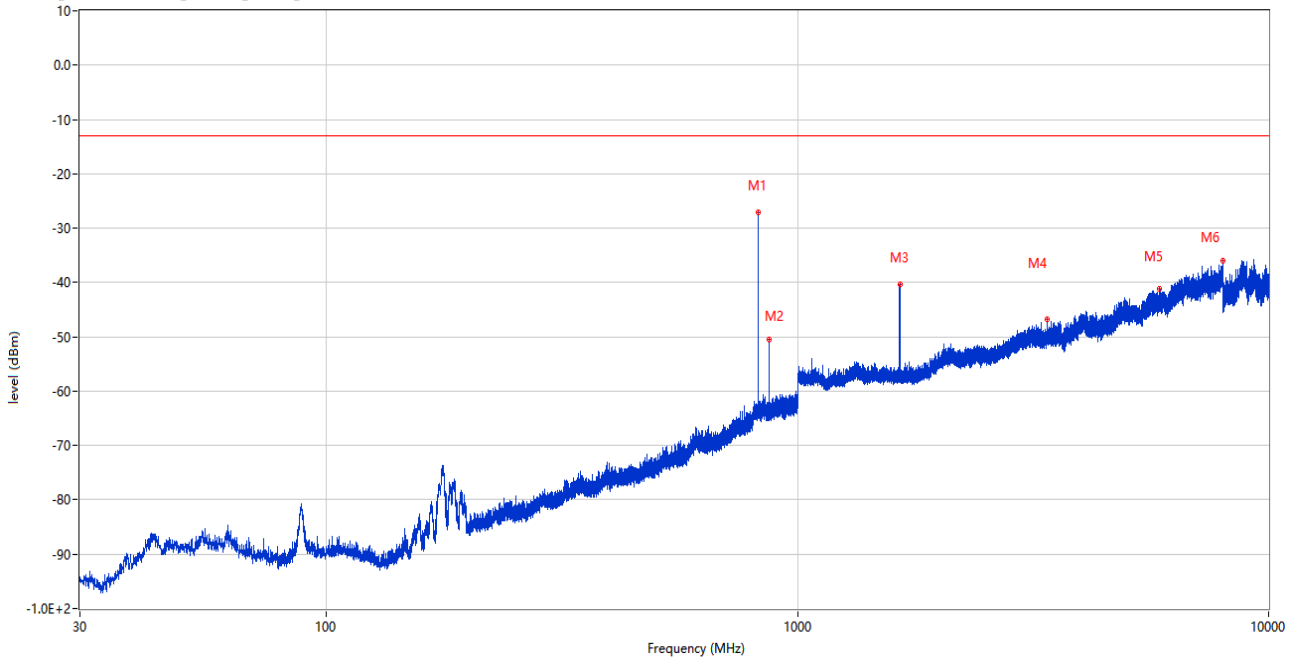


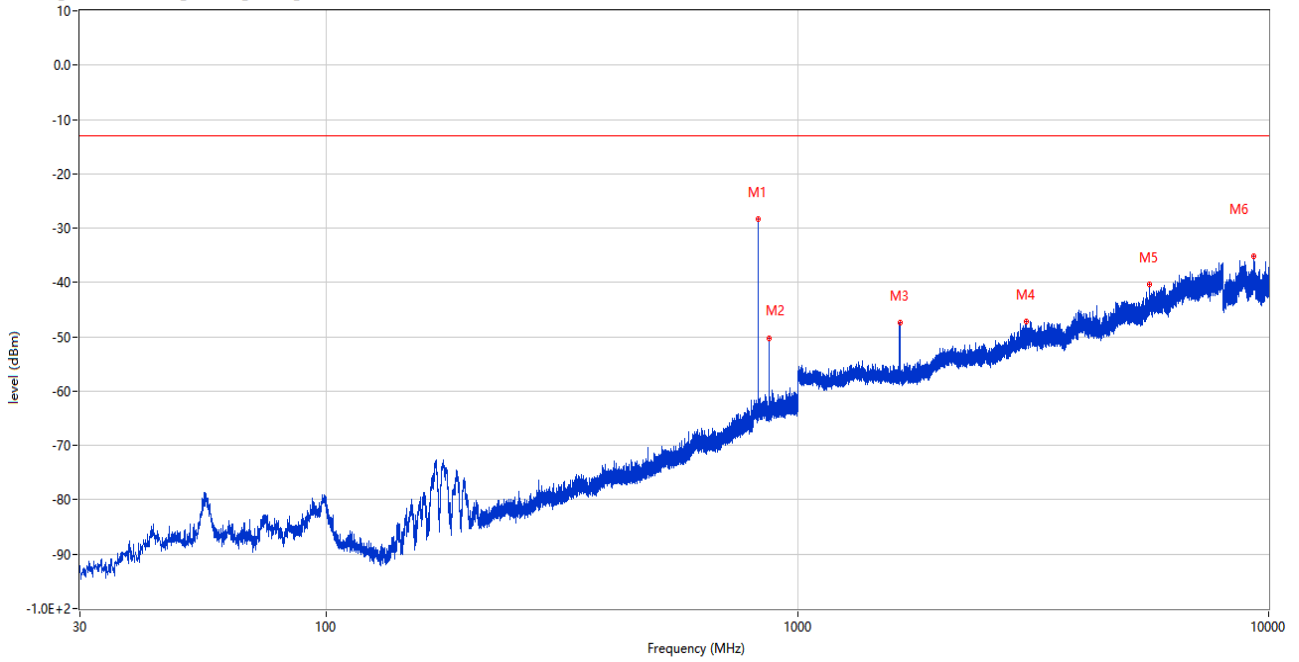
## **A.7 Field Strength of Spurious Radiation**

RSE (RF) \_FCC PART22&24&27\_GSM 850\_814-849\_30MHz-10GHz



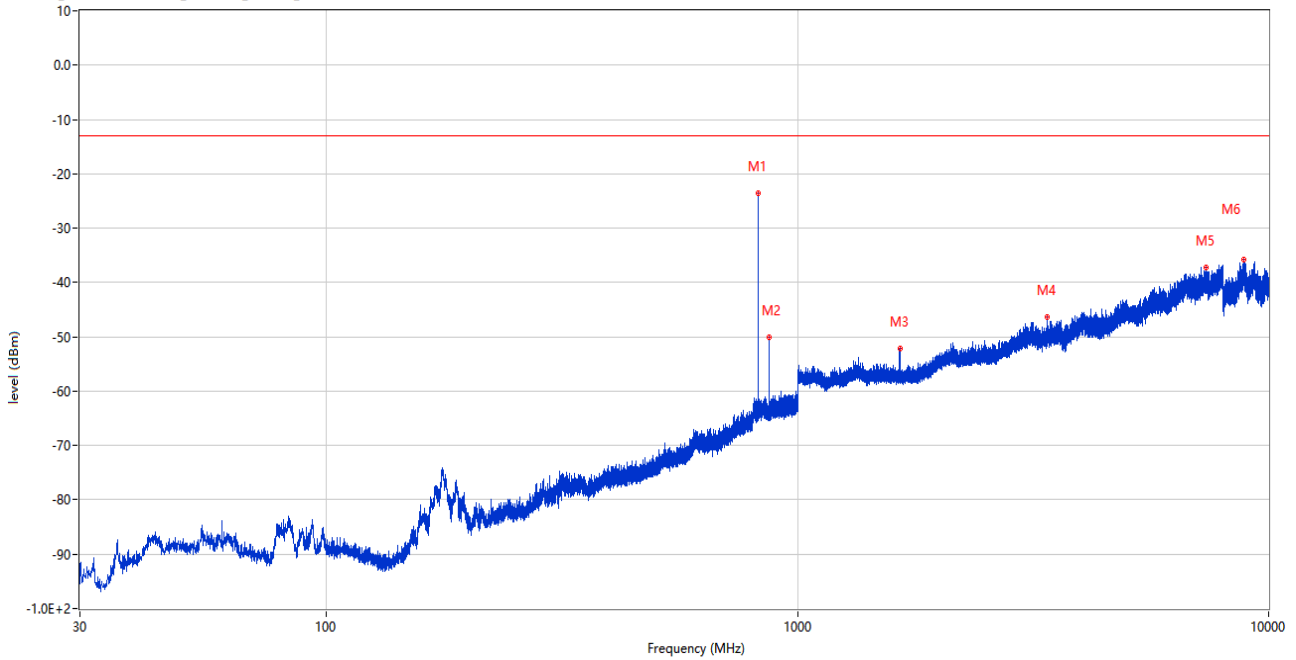
Frequency (MHz)	Result (dBm)	Factor (dB)	Limit (dBm)	Margin (dB)	Table (o)	ANT	EUT	Verdict
824.188	-27.07	6.91	-13.0	14.07	110.00	Horizontal	Horizontal	N/A
869.196	-50.41	6.35	-13.0	37.41	355.00	Horizontal	Horizontal	N/A
1648.200	-40.39	-3.40	-13.0	27.39	312.00	Horizontal	Horizontal	Pass
3390.000	-46.68	7.38	-13.0	33.68	125.00	Horizontal	Horizontal	Pass
5868.250	-41.12	15.07	-13.0	28.12	141.00	Horizontal	Horizontal	Pass
7990.000	-35.96	18.40	-13.0	22.96	173.00	Horizontal	Horizontal	Pass

RSE (RF) \_FCC PART22&24&27\_GSM 850\_814-849\_30MHz-10GHz



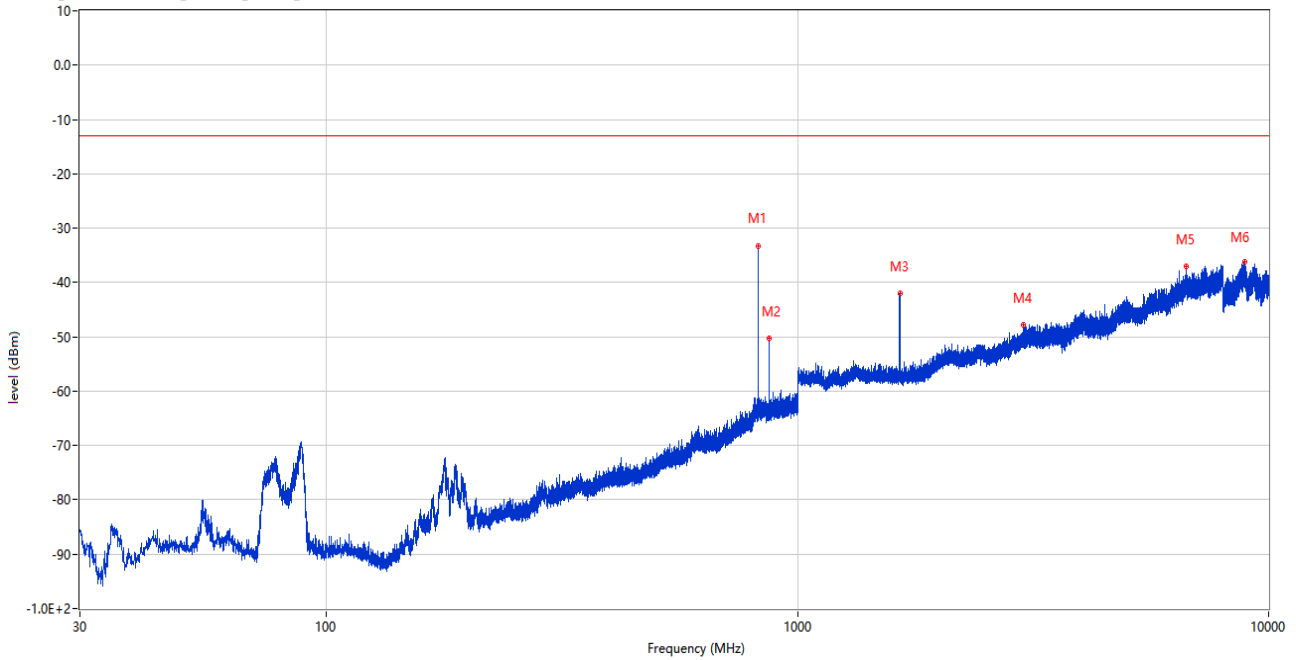
Frequency (MHz)	Result (dBm)	Factor (dB)	Limit (dBm)	Margin (dB)	Table (o)	ANT	EUT	Verdict
824.236	-28.25	6.91	-13.0	15.25	154.00	Horizontal	Vertical	N/A
869.147	-50.30	6.35	-13.0	37.30	7.00	Horizontal	Vertical	N/A
1648.200	-47.33	-3.40	-13.0	34.33	263.00	Horizontal	Vertical	Pass
3062.000	-47.21	6.14	-13.0	34.21	270.00	Horizontal	Vertical	Pass
5596.000	-40.42	13.70	-13.0	27.42	141.00	Horizontal	Vertical	Pass
9286.700	-35.21	19.45	-13.0	22.21	360.00	Horizontal	Vertical	Pass

RSE (RF) \_FCC PART22&24&27\_GSM 850\_814-849\_30MHz-10GHz



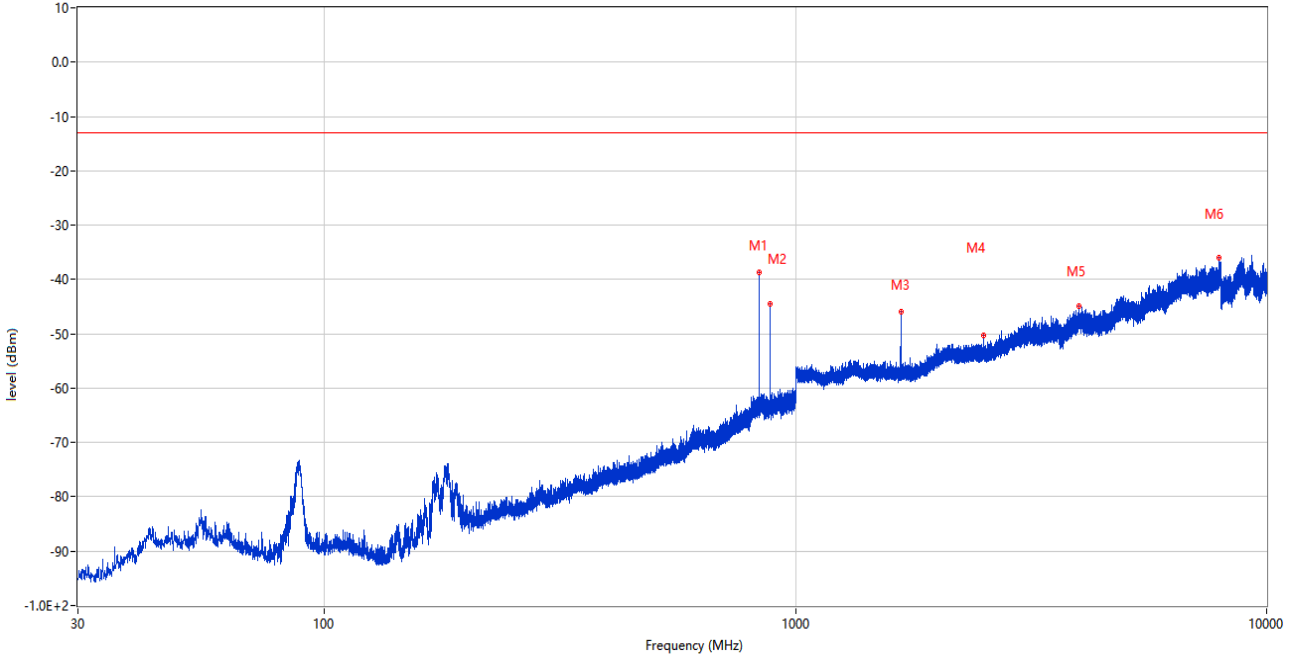
Frequency (MHz)	Result (dBm)	Factor (dB)	Limit (dBm)	Margin (dB)	Table (o)	ANT	EUT	Verdict
824.139	-23.60	6.90	-13.0	10.60	351.00	Vertical	Vertical	N/A
869.196	-50.04	6.35	-13.0	37.04	68.00	Vertical	Vertical	N/A
1648.300	-52.18	-3.41	-13.0	39.18	310.00	Vertical	Vertical	Pass
3395.000	-46.32	7.75	-13.0	33.32	141.00	Vertical	Vertical	Pass
7363.500	-37.17	17.39	-13.0	24.17	28.00	Vertical	Vertical	Pass
8839.999	-35.78	20.20	-13.0	22.78	305.00	Vertical	Vertical	Pass

RSE (RF) \_FCC PART22&24&27\_GSM 850\_814-849\_30MHz-10GHz



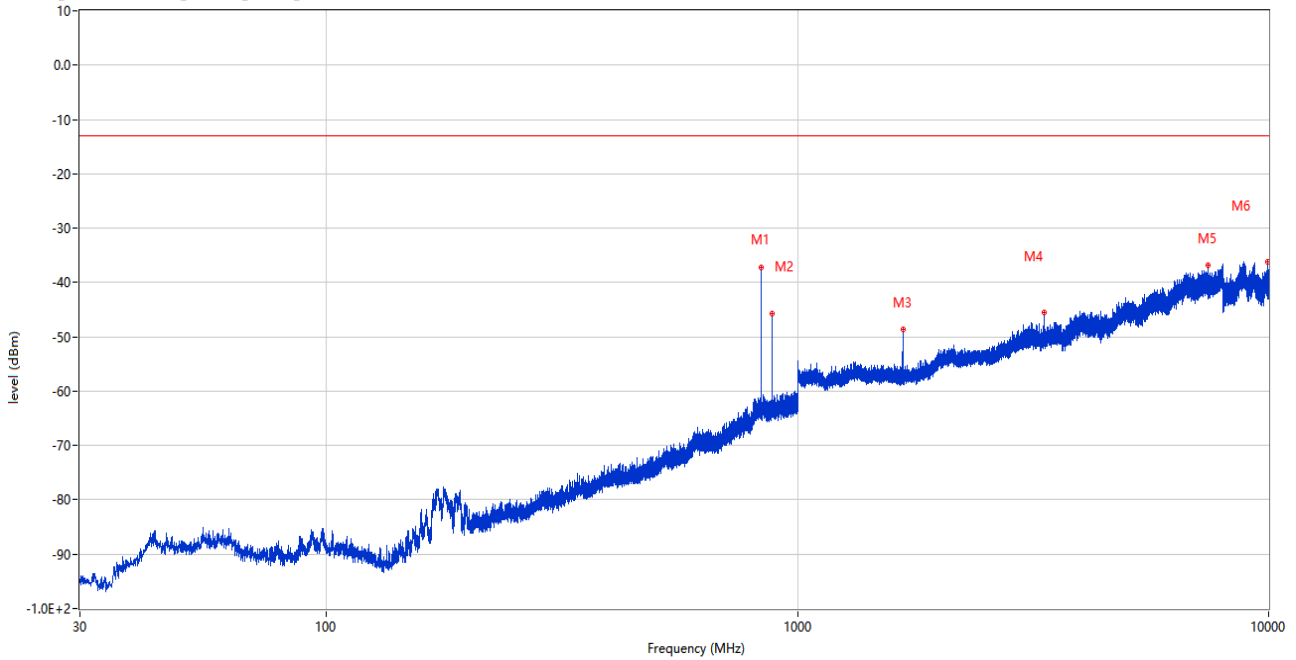
Frequency (MHz)	Result (dBm)	Factor (dB)	Limit (dBm)	Margin (dB)	Table (o)	ANT	EUT	Verdict
824.139	-33.22	6.90	-13.0	20.22	96.00	Vertical	Horizontal	N/A
869.196	-50.30	6.35	-13.0	37.30	163.00	Vertical	Horizontal	N/A
1648.200	-41.93	-3.40	-13.0	28.93	59.00	Vertical	Horizontal	Pass
3017.500	-47.85	5.95	-13.0	34.85	318.00	Vertical	Horizontal	Pass
6691.250	-37.02	16.66	-13.0	24.02	-1.00	Vertical	Horizontal	Pass
8891.000	-36.10	19.86	-13.0	23.10	288.00	Vertical	Horizontal	Pass

RSE (RF) \_FCC PART22&24&27\_GSM 850\_814-849\_30MHz-10GHz



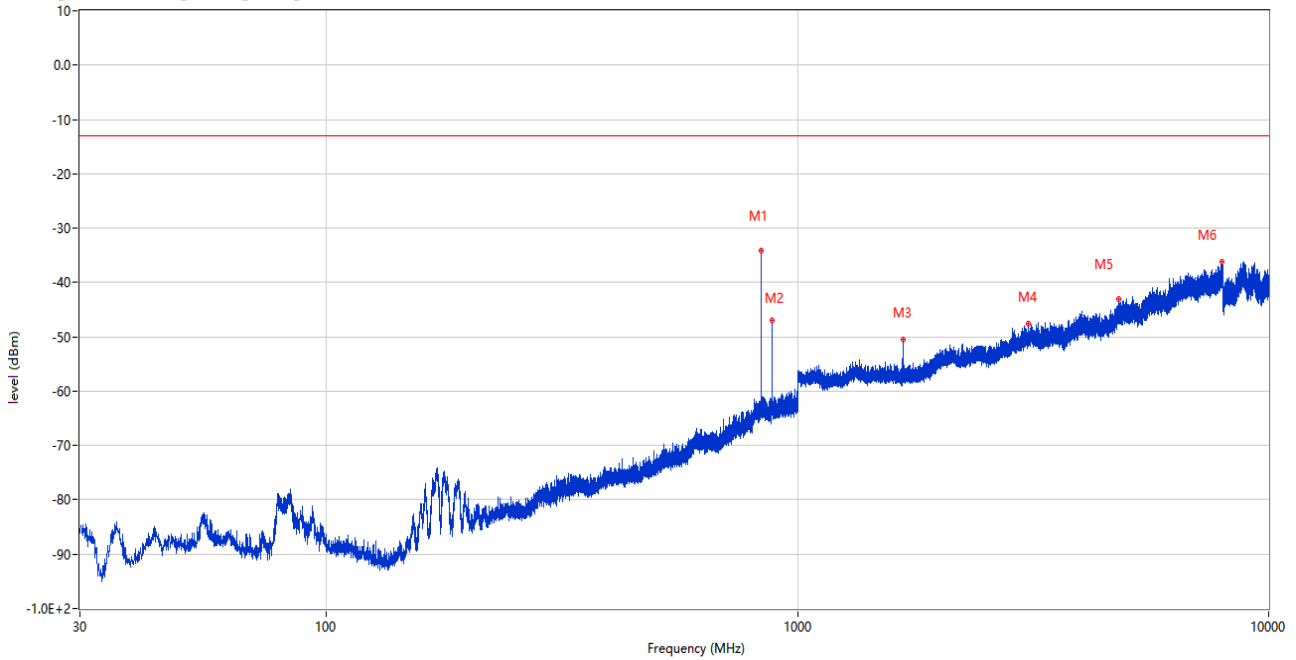
Frequency (MHz)	Result (dBm)	Factor (dB)	Limit (dBm)	Margin (dB)	Table (o)	ANT	EUT	Verdict
836.604	-38.64	7.13	-13.0	25.64	44.00	Horizontal	Horizontal	N/A
881.563	-44.55	6.75	-13.0	31.55	303.00	Horizontal	Horizontal	N/A
1673.000	-45.93	-3.45	-13.0	32.93	0.00	Horizontal	Horizontal	Pass
2509.700	-50.34	1.42	-13.0	37.34	203.00	Horizontal	Horizontal	Pass
3992.500	-44.85	11.18	-13.0	31.85	90.00	Horizontal	Horizontal	Pass
7914.000	-36.07	17.97	-13.0	23.07	204.00	Horizontal	Horizontal	Pass

RSE (RF) \_FCC PART22&24&27\_GSM 850\_814-849\_30MHz-10GHz



Frequency (MHz)	Result (dBm)	Factor (dB)	Limit (dBm)	Margin (dB)	Table (o)	ANT	EUT	Verdict
836.652	-37.14	7.13	-13.0	24.14	153.00	Horizontal	Vertical	N/A
881.660	-45.74	6.75	-13.0	32.74	170.00	Horizontal	Vertical	N/A
1673.100	-48.55	-3.45	-13.0	35.55	256.00	Horizontal	Vertical	Pass
3346.000	-45.42	7.51	-13.0	32.42	222.00	Horizontal	Vertical	Pass
7430.750	-36.86	17.00	-13.0	23.86	91.00	Horizontal	Vertical	Pass
9931.500	-36.14	17.88	-13.0	23.14	354.00	Horizontal	Vertical	Pass

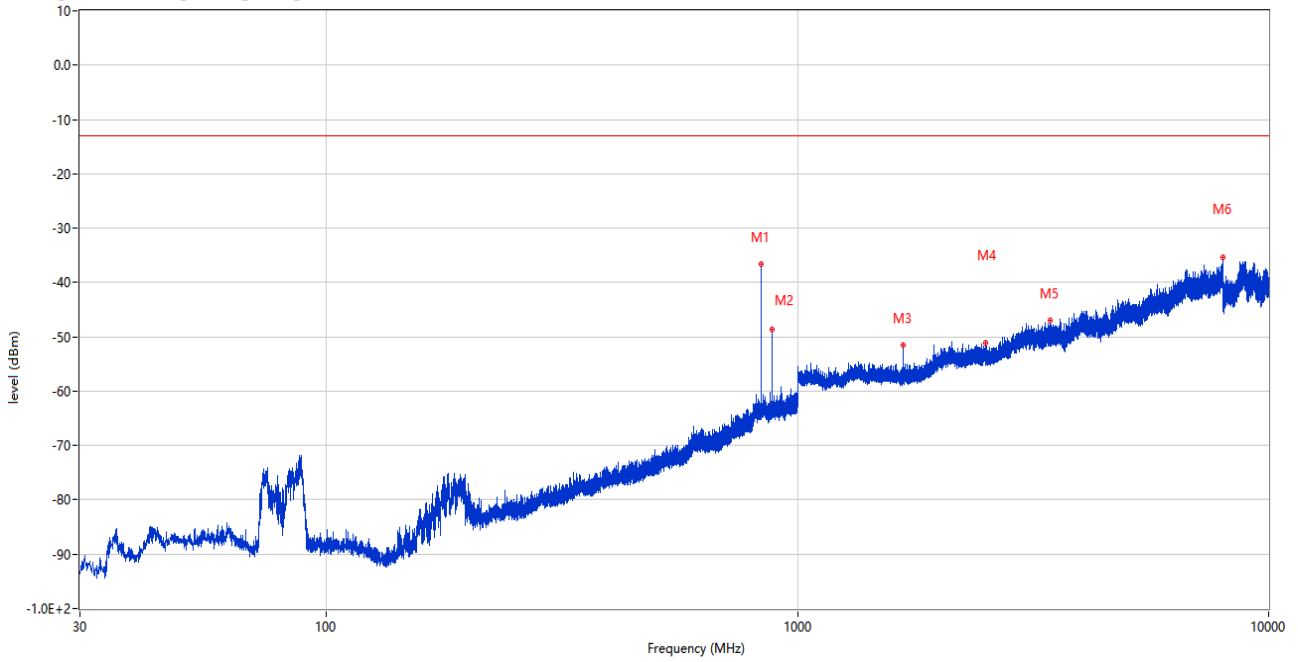
RSE (RF) \_FCC PART22&24&27\_GSM 850\_814-849\_30MHz-10GHz



Frequency (MHz)	Result (dBm)	Factor (dB)	Limit (dBm)	Margin (dB)	Table (o)	ANT	EUT	Verdict
836.555	-34.20	7.13	-13.0	21.20	355.00	Vertical	Vertical	N/A
881.563	-47.05	6.75	-13.0	34.05	88.00	Vertical	Vertical	N/A
1673.000	-50.48	-3.45	-13.0	37.48	304.00	Vertical	Vertical	Pass
3088.250	-47.64	7.18	-13.0	34.64	189.00	Vertical	Vertical	Pass
4814.250	-43.08	12.78	-13.0	30.08	12.00	Vertical	Vertical	Pass
7963.250	-36.20	18.15	-13.0	23.20	45.00	Vertical	Vertical	Pass

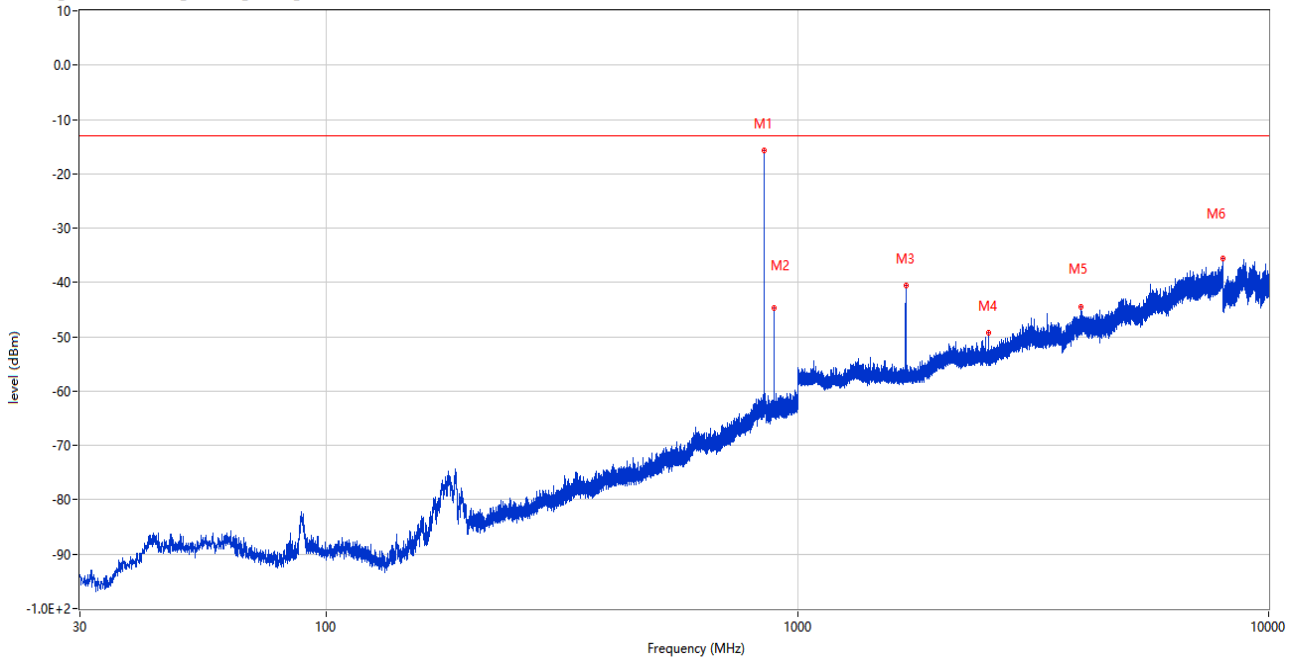


RSE (RF) \_FCC PART22&24&27\_GSM 850\_814-849\_30MHz-10GHz



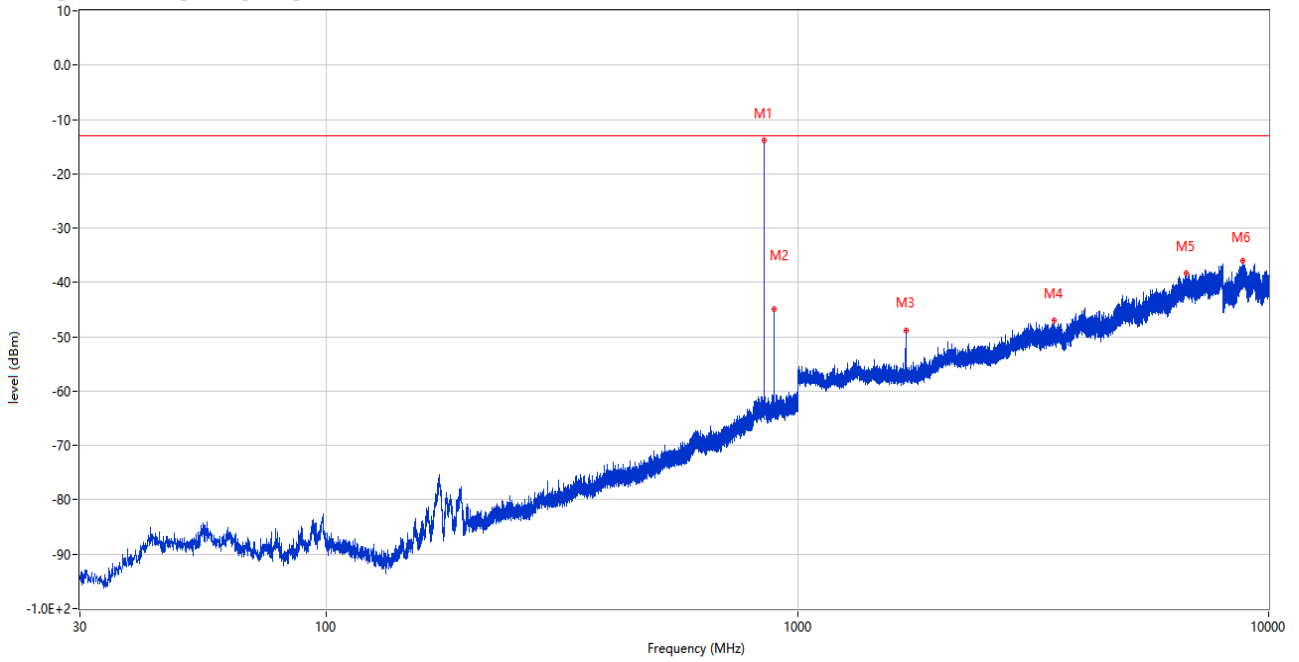
Frequency (MHz)	Result (dBm)	Factor (dB)	Limit (dBm)	Margin (dB)	Table (o)	ANT	EUT	Verdict
836.604	-36.57	7.13	-13.0	23.57	40.00	Vertical	Horizontal	N/A
881.563	-48.66	6.75	-13.0	35.66	60.00	Vertical	Horizontal	N/A
1673.300	-51.51	-3.44	-13.0	38.51	303.00	Vertical	Horizontal	Pass
2502.600	-51.20	2.09	-13.0	38.20	21.00	Vertical	Horizontal	Pass
3442.000	-47.06	7.71	-13.0	34.06	333.00	Vertical	Horizontal	Pass
7996.500	-35.27	18.80	-13.0	22.27	205.00	Vertical	Horizontal	Pass

RSE (RF) \_FCC PART22&24&27\_GSM 850\_814-849\_30MHz-10GHz



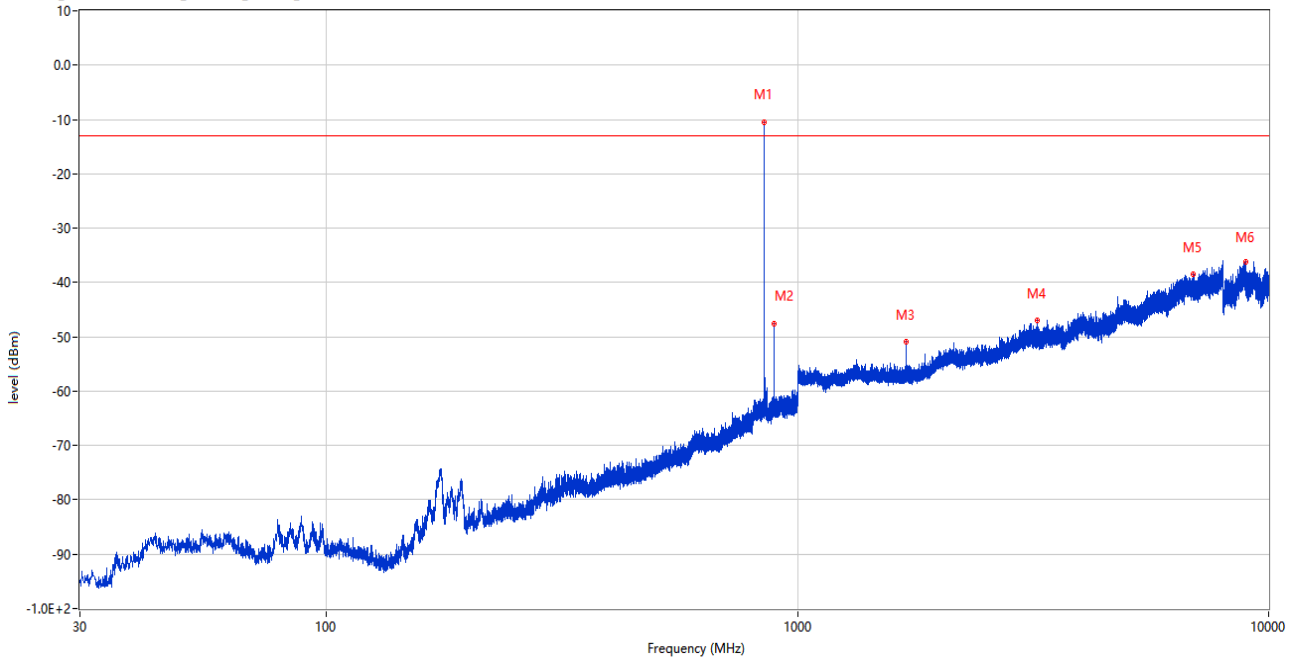
Frequency (MHz)	Result (dBm)	Factor (dB)	Limit (dBm)	Margin (dB)	Table (o)	ANT	EUT	Verdict
848.874	-15.64	7.31	-13.0	2.64	102.00	Horizontal	Horizontal	N/A
893.785	-44.74	6.89	-13.0	31.74	360.00	Horizontal	Horizontal	N/A
1697.600	-40.63	-3.21	-13.0	27.63	76.00	Horizontal	Horizontal	Pass
2546.200	-49.28	1.47	-13.0	36.28	218.00	Horizontal	Horizontal	Pass
3996.000	-44.57	11.47	-13.0	31.57	188.00	Horizontal	Horizontal	Pass
7999.500	-35.55	19.08	-13.0	22.55	157.00	Horizontal	Horizontal	Pass

RSE (RF) \_FCC PART22&24&27\_GSM 850\_814-849\_30MHz-10GHz



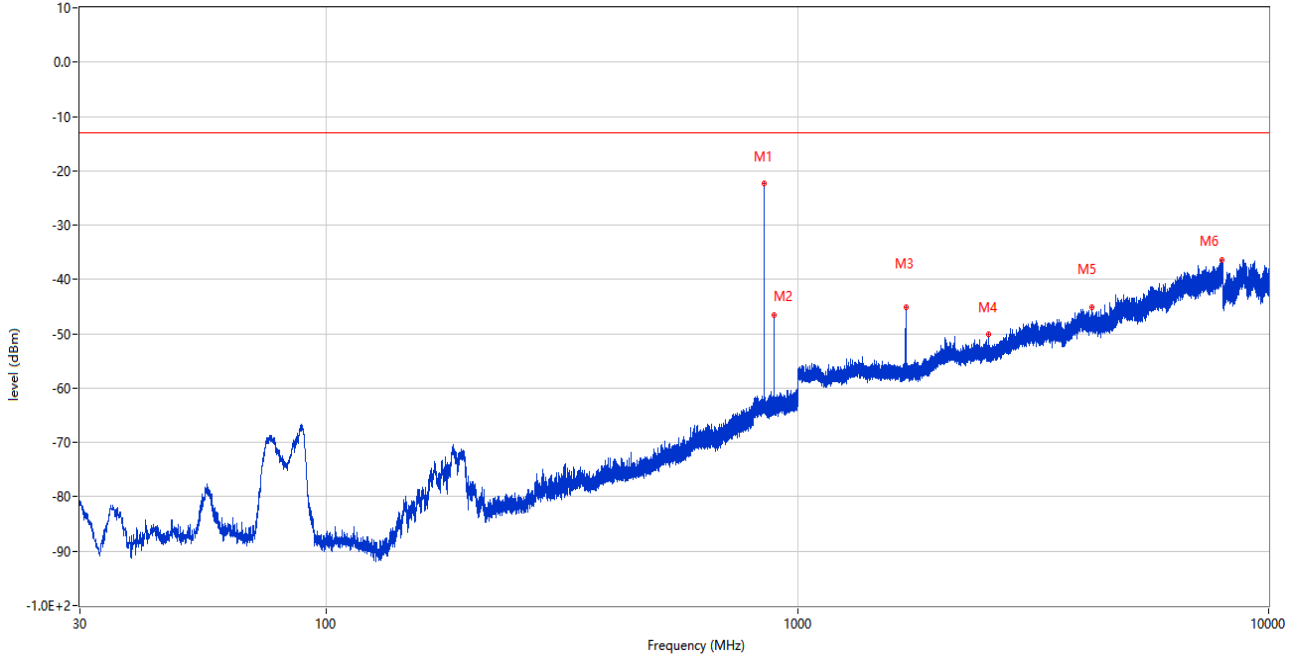
Frequency (MHz)	Result (dBm)	Factor (dB)	Limit (dBm)	Margin (dB)	Table (o)	ANT	EUT	Verdict
848.825	-13.87	7.31	-13.0	0.87	149.00	Horizontal	Vertical	N/A
893.833	-44.94	6.89	-13.0	31.94	310.00	Horizontal	Vertical	N/A
1697.500	-48.75	-3.21	-13.0	35.75	149.00	Horizontal	Vertical	Pass
3511.500	-47.02	7.22	-13.0	34.02	219.00	Horizontal	Vertical	Pass
6672.250	-38.25	16.33	-13.0	25.25	3.00	Horizontal	Vertical	Pass
8825.201	-35.93	19.95	-13.0	22.93	260.00	Horizontal	Vertical	Pass

RSE (RF) \_FCC PART22&24&27\_GSM 850\_814-849\_30MHz-10GHz



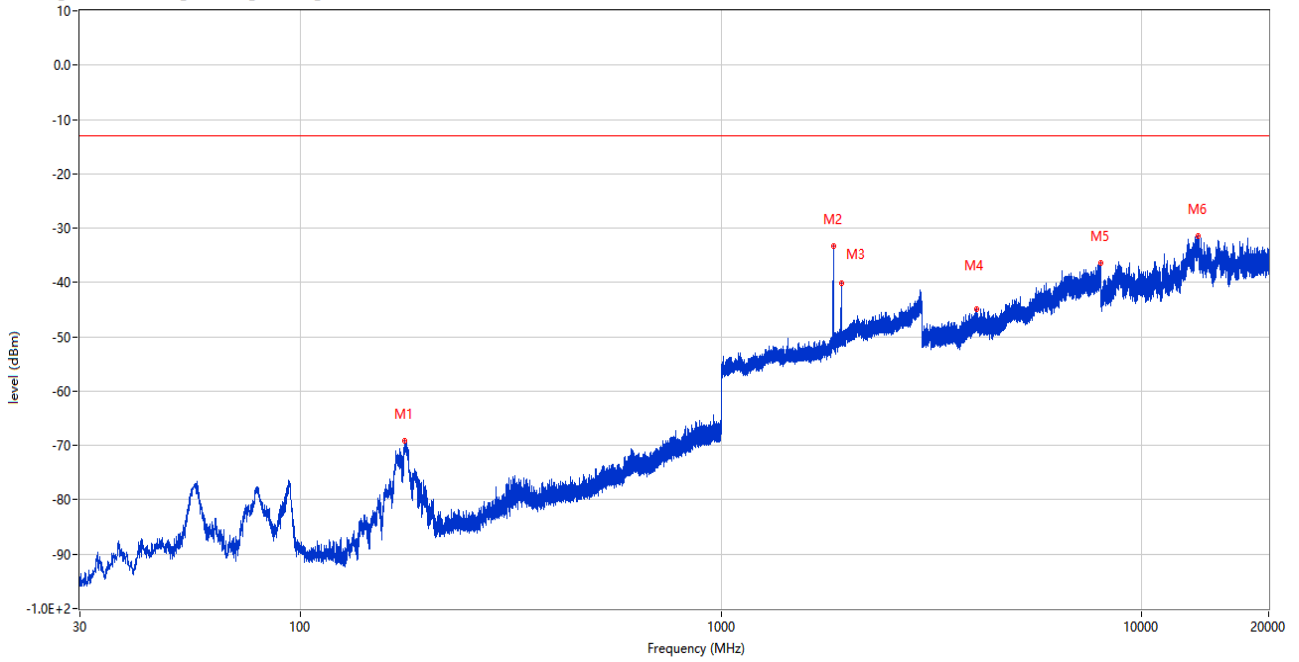
Frequency (MHz)	Result (dBm)	Factor (dB)	Limit (dBm)	Margin (dB)	Table (o)	ANT	EUT	Verdict
848.825	-10.43	7.31	-13.0	-2.57	165.00	Vertical	Vertical	N/A
893.833	-47.50	6.89	-13.0	34.50	352.00	Vertical	Vertical	N/A
1697.200	-50.96	-3.23	-13.0	37.96	256.00	Vertical	Vertical	Pass
3234.250	-46.89	6.73	-13.0	33.89	316.00	Vertical	Vertical	Pass
6919.250	-38.42	16.66	-13.0	25.42	316.00	Vertical	Vertical	Pass
8922.200	-36.28	19.61	-13.0	23.28	244.00	Vertical	Vertical	Pass

RSE (RF) \_FCC PART22&24&27\_GSM 850\_814-849\_30MHz-10GHz



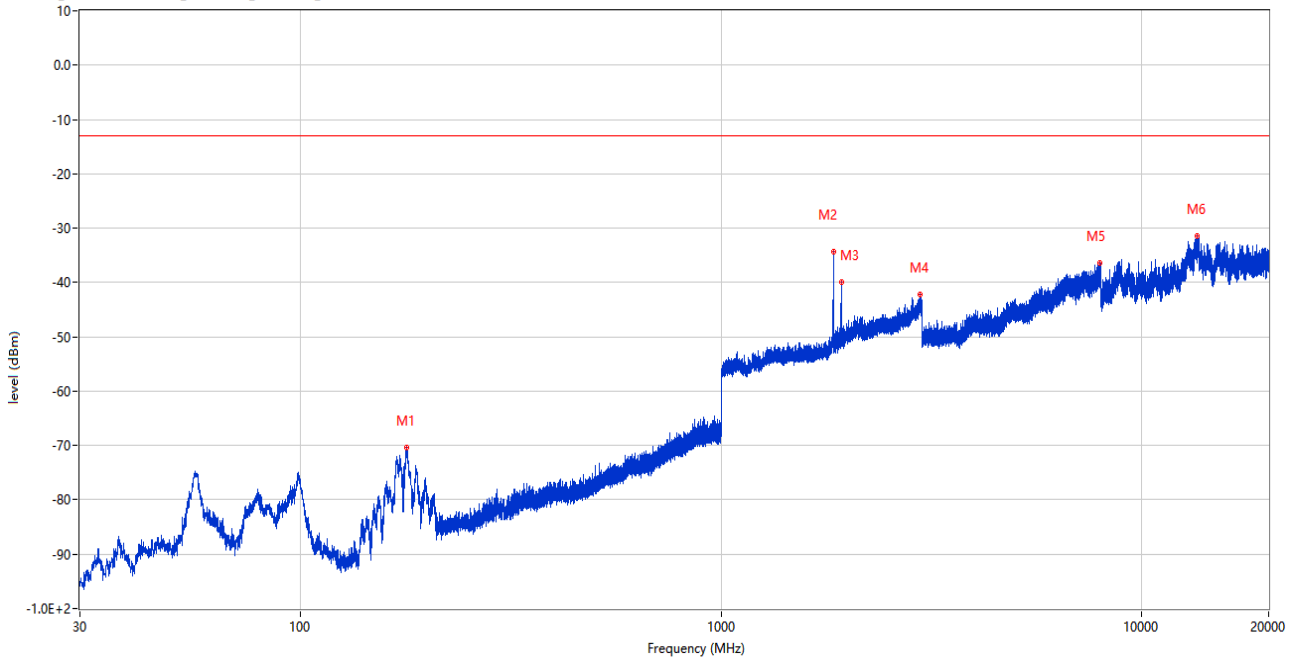
Frequency (MHz)	Result (dBm)	Factor (dB)	Limit (dBm)	Margin (dB)	Table (o)	ANT	EUT	Verdict
848.874	-22.34	7.31	-13.0	9.34	307.00	Vertical	Horizontal	N/A
893.737	-46.61	6.90	-13.0	33.61	108.00	Vertical	Horizontal	N/A
1697.700	-45.10	-3.20	-13.0	32.10	218.00	Vertical	Horizontal	Pass
2546.700	-50.10	1.48	-13.0	37.10	212.00	Vertical	Horizontal	Pass
4209.750	-45.03	11.00	-13.0	32.03	157.00	Vertical	Horizontal	Pass
7972.500	-36.32	18.17	-13.0	23.32	2.00	Vertical	Horizontal	Pass

RSE (RF) \_FCC PART22&24&27\_GSM 1900\_1830-1920\_30MHz-20GHz



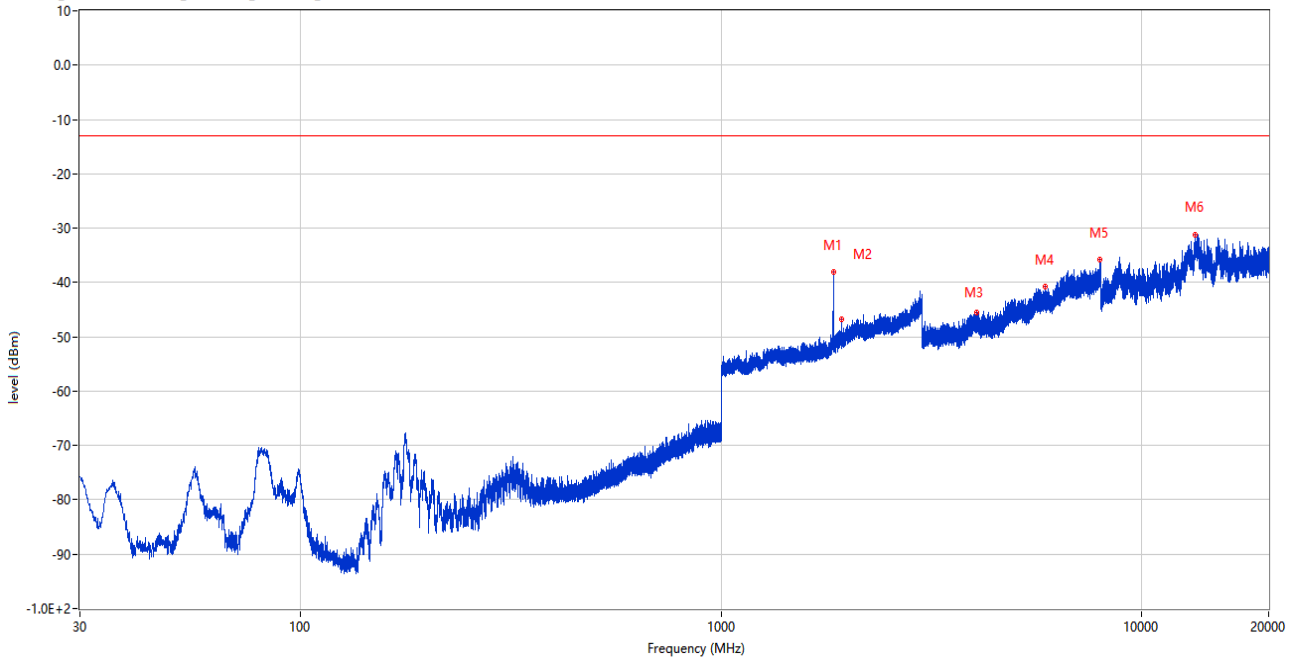
Frequency (MHz)	Result (dBm)	Factor (dB)	Limit (dBm)	Margin (dB)	Table (o)	ANT	EUT	Verdict
177.488	-69.10	-17.21	-13.0	56.10	363.00	Horizontal	Horizontal	Pass
1850.200	-33.33	2.97	-13.0	20.33	201.00	Horizontal	Horizontal	N/A
1930.000	-40.05	3.64	-13.0	27.05	267.00	Horizontal	Horizontal	N/A
4047.000	-44.91	11.12	-13.0	31.91	155.00	Horizontal	Horizontal	Pass
7997.750	-36.47	18.88	-13.0	23.47	39.00	Horizontal	Horizontal	Pass
13622.537	-31.41	24.85	-13.0	18.41	360.00	Horizontal	Horizontal	Pass

RSE (RF) \_FCC PART22&24&27\_GSM 1900\_1830-1920\_30MHz-20GHz



Frequency (MHz)	Result (dBm)	Factor (dB)	Limit (dBm)	Margin (dB)	Table (o)	ANT	EUT	Verdict
179.332	-70.32	-16.96	-13.0	57.32	190.00	Horizontal	Vertical	Pass
1850.100	-34.32	2.97	-13.0	21.32	198.00	Horizontal	Vertical	N/A
1929.900	-40.02	3.66	-13.0	27.02	271.00	Horizontal	Vertical	N/A
2970.200	-42.15	12.04	-13.0	29.15	0.00	Horizontal	Vertical	Pass
7952.250	-36.36	18.29	-13.0	23.36	279.00	Horizontal	Vertical	Pass
13556.924	-31.48	25.17	-13.0	18.48	246.00	Horizontal	Vertical	Pass

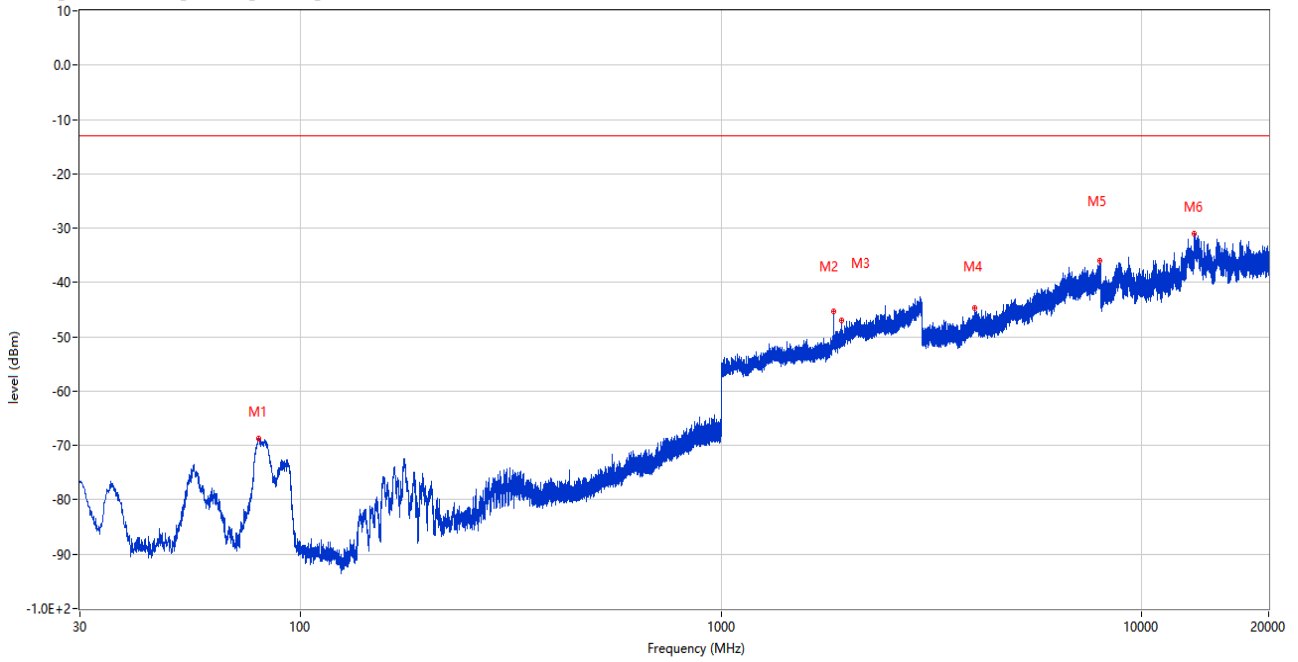
RSE (RF) \_FCC PART22&24&27\_GSM 1900\_1830-1920\_30MHz-20GHz



Frequency (MHz)	Result (dBm)	Factor (dB)	Limit (dBm)	Margin (dB)	Table (o)	ANT	EUT	Verdict
1850.200	-38.03	2.97	-13.0	25.03	80.00	Vertical	Vertical	N/A
1929.900	-46.83	3.66	-13.0	33.83	146.00	Vertical	Vertical	N/A
4059.000	-45.51	11.74	-13.0	32.51	243.00	Vertical	Vertical	Pass
5905.000	-40.82	14.30	-13.0	27.82	201.00	Vertical	Vertical	Pass
7942.750	-35.83	18.61	-13.0	22.83	168.00	Vertical	Vertical	Pass
13405.400	-31.26	24.81	-13.0	18.26	196.00	Vertical	Vertical	Pass

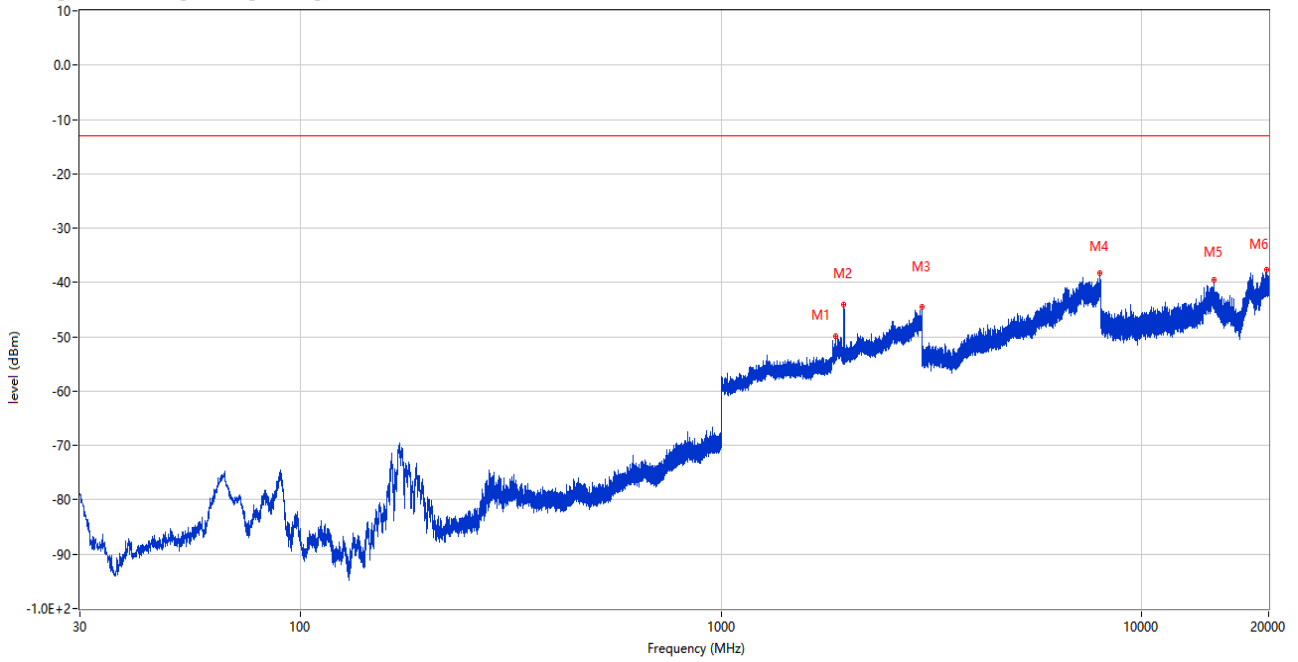


RSE (RF) \_FCC PART22&24&27\_GSM 1900\_1830-1920\_30MHz-20GHz



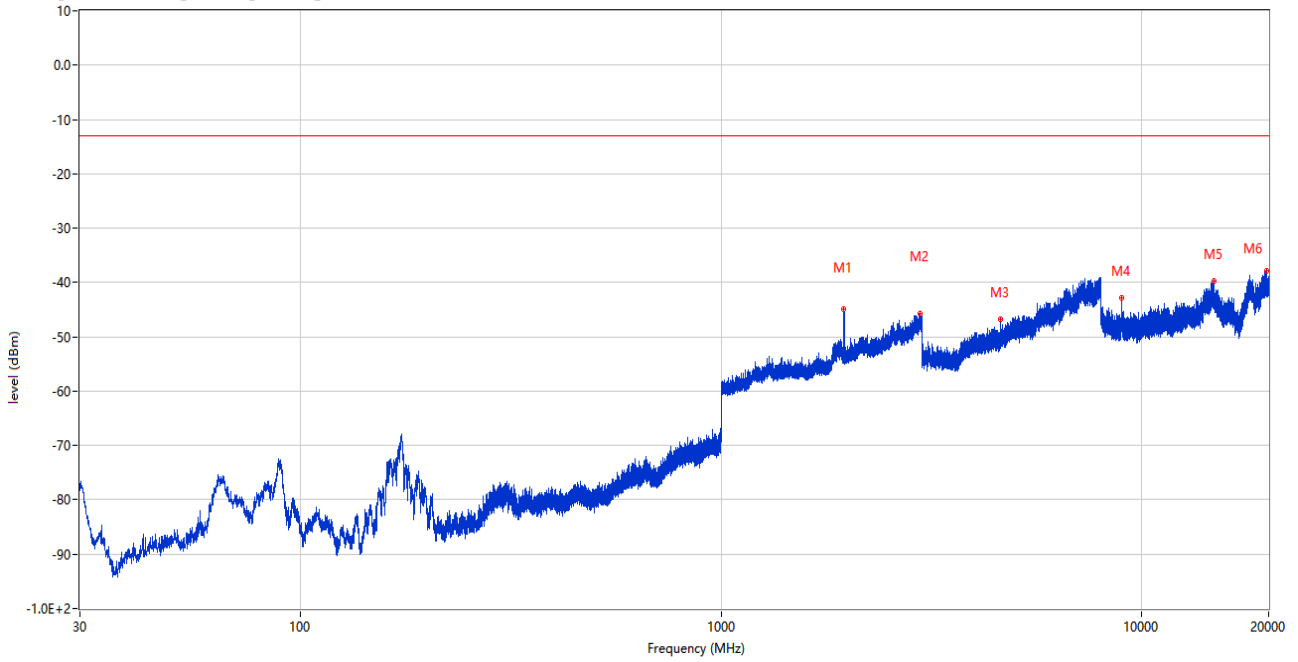
Frequency (MHz)	Result (dBm)	Factor (dB)	Limit (dBm)	Margin (dB)	Table (o)	ANT	EUT	Verdict
79.761	-68.77	-20.47	-13.0	55.77	33.00	Vertical	Horizontal	Pass
1850.100	-45.26	2.97	-13.0	32.26	278.00	Vertical	Horizontal	N/A
1929.900	-47.06	3.66	-13.0	34.06	161.00	Vertical	Horizontal	N/A
4009.250	-44.71	11.05	-13.0	31.71	279.00	Vertical	Horizontal	Pass
7961.750	-36.06	18.21	-13.0	23.06	300.00	Vertical	Horizontal	Pass
13341.237	-31.02	24.21	-13.0	18.02	95.00	Vertical	Horizontal	Pass

RSE (RF) \_FCC PART22&24&27\_GSM 1900\_1830-1920\_30MHz-20GHz



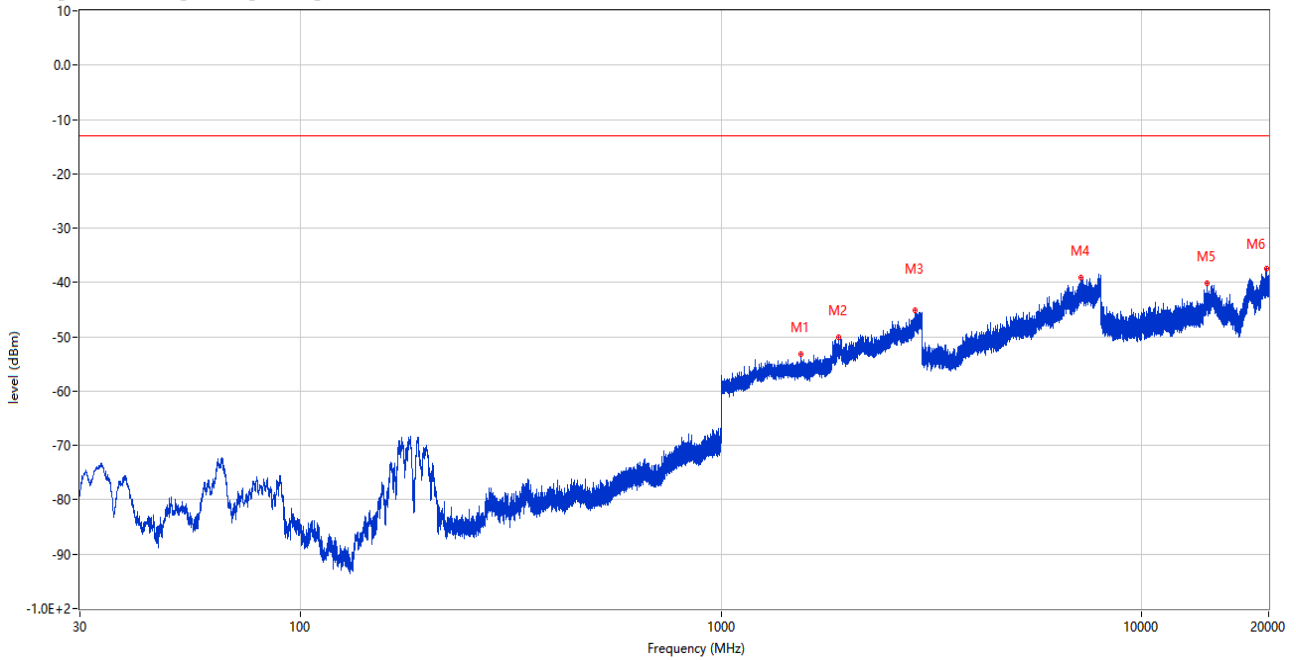
Frequency (MHz)	Result (dBm)	Factor (dB)	Limit (dBm)	Margin (dB)	Table (o)	ANT	EUT	Verdict
1872.700	-49.90	1.97	-13.0	36.90	247.00	Horizontal	Horizontal	N/A
1960.700	-44.04	1.24	-13.0	31.04	247.00	Horizontal	Horizontal	N/A
2998.000	-44.54	9.09	-13.0	31.54	1.00	Horizontal	Horizontal	Pass
7945.000	-38.19	15.49	-13.0	25.19	111.00	Horizontal	Horizontal	Pass
14824.225	-39.43	16.61	-13.0	26.43	347.00	Horizontal	Horizontal	Pass
19785.400	-37.57	15.67	-13.0	24.57	100.00	Horizontal	Horizontal	Pass

RSE (RF) FCC PART22&24&27\_GSM 1900\_1830-1920\_30MHz-20GHz



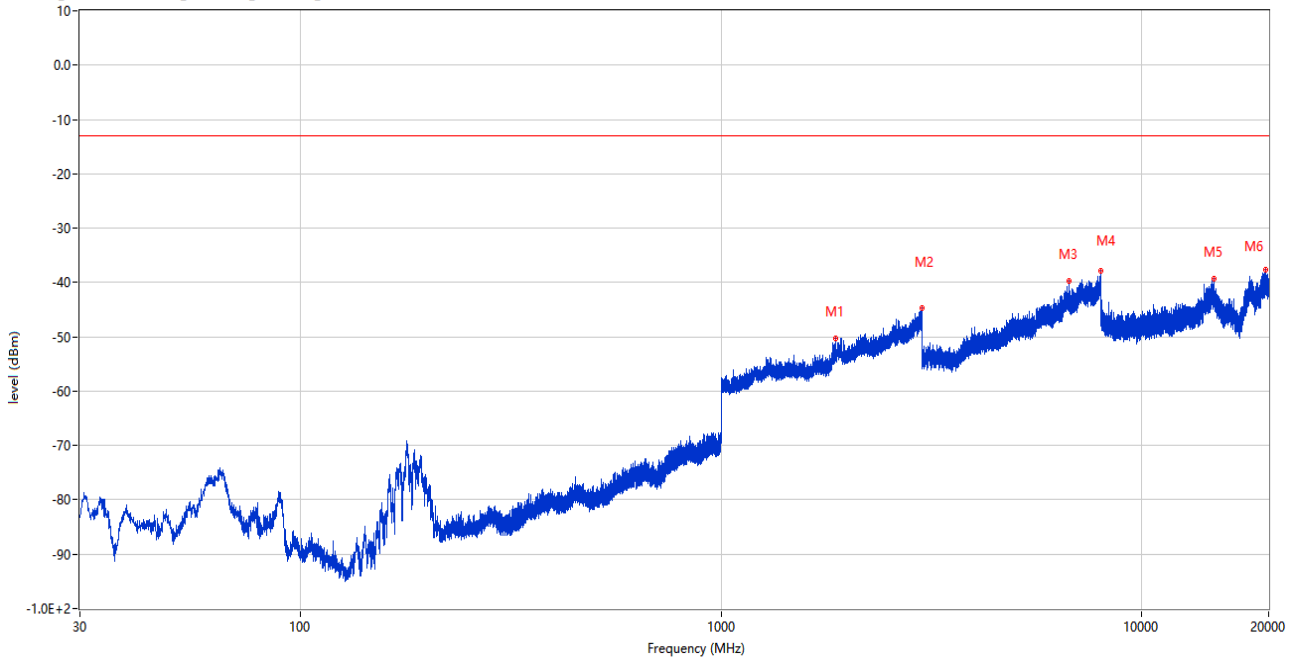
Frequency (MHz)	Result (dBm)	Factor (dB)	Limit (dBm)	Margin (dB)	Table (o)	ANT	EUT	Verdict
1960.700	-44.93	1.24	-13.0	31.93	228.00	Horizontal	Vertical	N/A
2972.400	-45.70	9.33	-13.0	32.70	86.00	Horizontal	Vertical	Pass
4616.500	-46.79	7.48	-13.0	33.79	0.00	Horizontal	Vertical	Pass
8939.312	-42.91	9.08	-13.0	29.91	16.00	Horizontal	Vertical	Pass
14805.012	-39.79	17.21	-13.0	26.79	103.00	Horizontal	Vertical	Pass
19765.101	-37.84	15.67	-13.0	24.84	1.00	Horizontal	Vertical	Pass

RSE (RF) \_FCC PART22&24&27\_GSM 1900\_1830-1920\_30MHz-20GHz



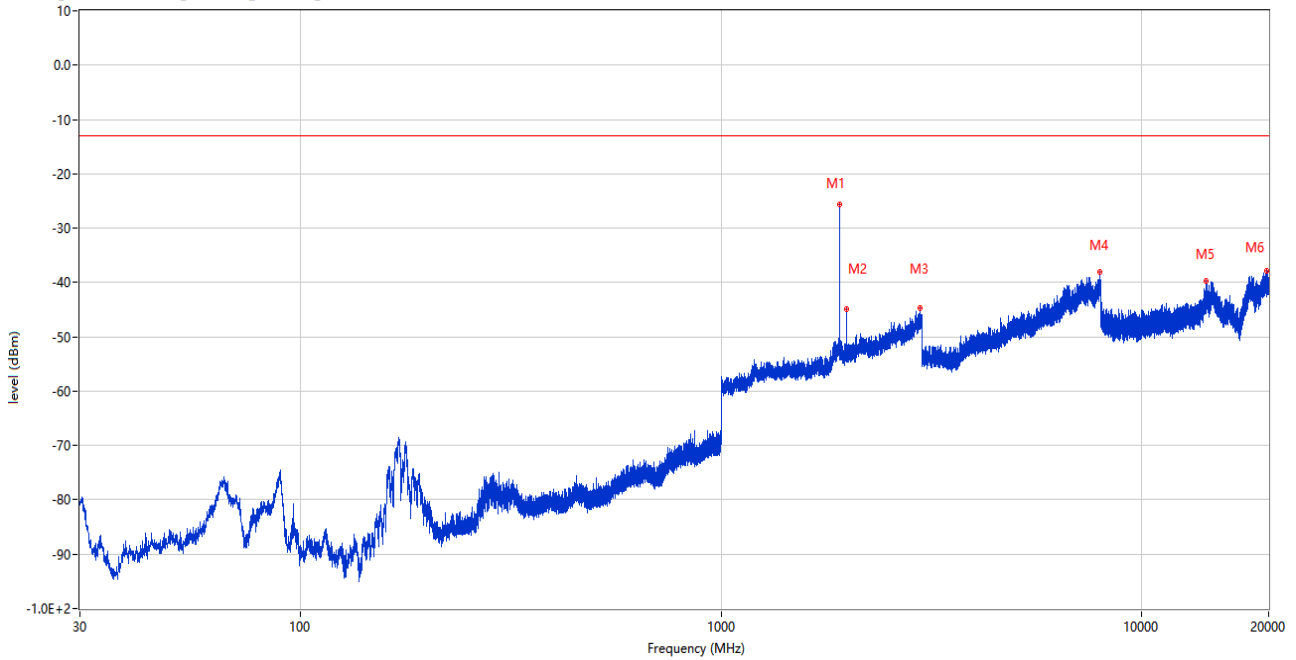
Frequency (MHz)	Result (dBm)	Factor (dB)	Limit (dBm)	Margin (dB)	Table (o)	ANT	EUT	Verdict
1551.100	-53.19	-1.54	-13.0	40.19	0.00	Vertical	Vertical	Pass
1906.000	-50.10	2.47	-13.0	37.10	1.00	Vertical	Vertical	N/A
2889.700	-45.12	9.91	-13.0	32.12	153.00	Vertical	Vertical	Pass
7183.000	-39.04	14.05	-13.0	26.04	238.00	Vertical	Vertical	Pass
14251.837	-40.21	15.41	-13.0	27.21	360.00	Vertical	Vertical	Pass
19759.663	-37.35	15.67	-13.0	24.35	360.00	Vertical	Vertical	Pass

RSE (RF) \_FCC PART22&24&27\_GSM 1900\_1830-1920\_30MHz-20GHz



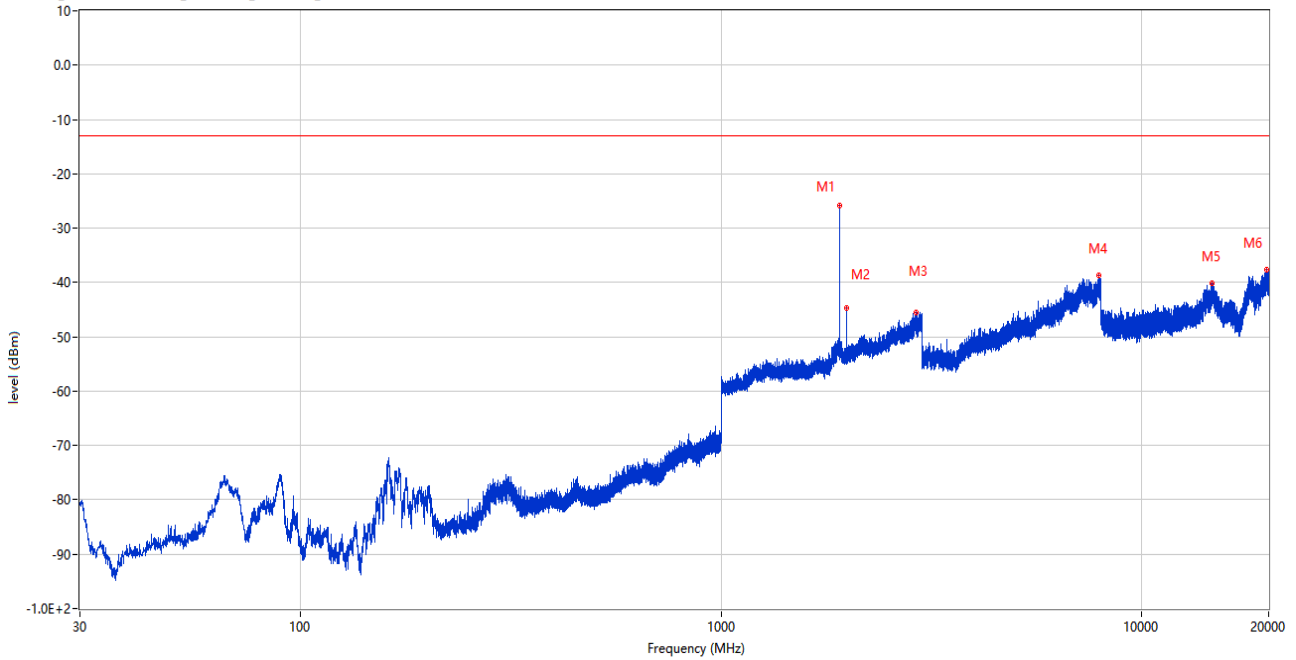
Frequency (MHz)	Result (dBm)	Factor (dB)	Limit (dBm)	Margin (dB)	Table (o)	ANT	EUT	Verdict
1874.700	-50.31	2.01	-13.0	37.31	9.00	Vertical	Horizontal	N/A
2998.400	-44.78	9.10	-13.0	31.78	360.00	Vertical	Horizontal	Pass
6712.000	-39.72	13.25	-13.0	26.72	30.00	Vertical	Horizontal	Pass
7965.250	-37.85	15.04	-13.0	24.85	338.00	Vertical	Horizontal	Pass
14822.050	-39.32	16.83	-13.0	26.32	276.00	Vertical	Horizontal	Pass
19720.511	-37.63	15.66	-13.0	24.63	1.00	Vertical	Horizontal	Pass

RSE (RF) \_FCC PART22&24&27\_GSM 1900\_1830-1920\_30MHz-20GHz



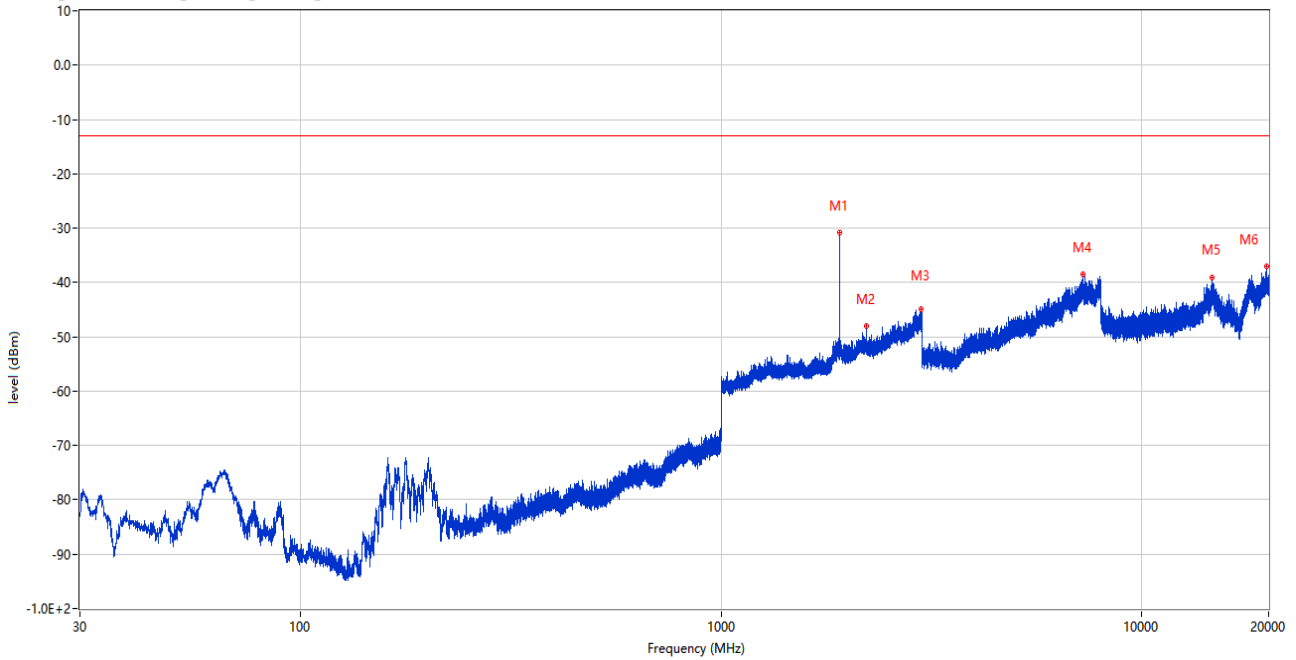
Frequency (MHz)	Result (dBm)	Factor (dB)	Limit (dBm)	Margin (dB)	Table (o)	ANT	EUT	Verdict
1910.500	-25.72	2.49	-13.0	12.72	184.00	Horizontal	Horizontal	N/A
1990.400	-44.98	1.37	-13.0	31.98	234.00	Horizontal	Horizontal	N/A
2978.100	-44.78	9.50	-13.0	31.78	8.00	Horizontal	Horizontal	Pass
7940.500	-38.10	15.39	-13.0	25.10	263.00	Horizontal	Horizontal	Pass
14213.049	-39.71	15.48	-13.0	26.71	0.00	Horizontal	Horizontal	Pass
19774.886	-37.84	15.67	-13.0	24.84	0.00	Horizontal	Horizontal	Pass

RSE (RF) \_FCC PART22&24&27\_GSM 1900\_1830-1920\_30MHz-20GHz



Frequency (MHz)	Result (dBm)	Factor (dB)	Limit (dBm)	Margin (dB)	Table (o)	ANT	EUT	Verdict
1910.600	-25.85	2.49	-13.0	12.85	167.00	Horizontal	Vertical	N/A
1990.600	-44.79	1.39	-13.0	31.79	253.00	Horizontal	Vertical	N/A
2905.700	-45.54	8.51	-13.0	32.54	321.00	Horizontal	Vertical	Pass
7904.500	-38.67	14.54	-13.0	25.67	306.00	Horizontal	Vertical	Pass
14650.225	-40.15	17.62	-13.0	27.15	241.00	Horizontal	Vertical	Pass
19828.175	-37.74	15.67	-13.0	24.74	325.00	Horizontal	Vertical	Pass

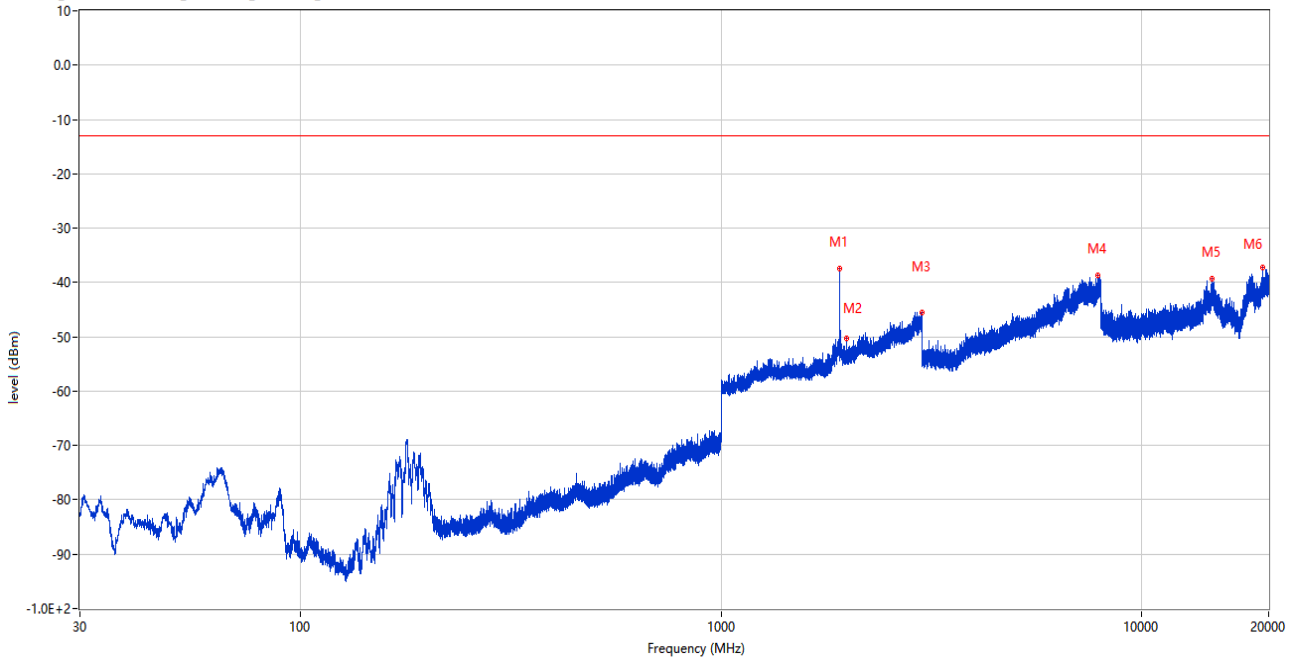
RSE (RF) \_FCC PART22&24&27\_GSM 1900\_1830-1920\_30MHz-20GHz



Frequency (MHz)	Result (dBm)	Factor (dB)	Limit (dBm)	Margin (dB)	Table (o)	ANT	EUT	Verdict
1910.600	-30.74	2.49	-13.0	17.74	40.00	Vertical	Vertical	N/A
2210.900	-48.10	3.20	-13.0	35.10	360.00	Vertical	Vertical	Pass
2981.300	-44.88	9.40	-13.0	31.88	360.00	Vertical	Vertical	Pass
7250.750	-38.51	14.67	-13.0	25.51	0.00	Vertical	Vertical	Pass
14645.151	-39.02	17.48	-13.0	26.02	1.00	Vertical	Vertical	Pass
19803.163	-37.09	15.67	-13.0	24.09	1.00	Vertical	Vertical	Pass

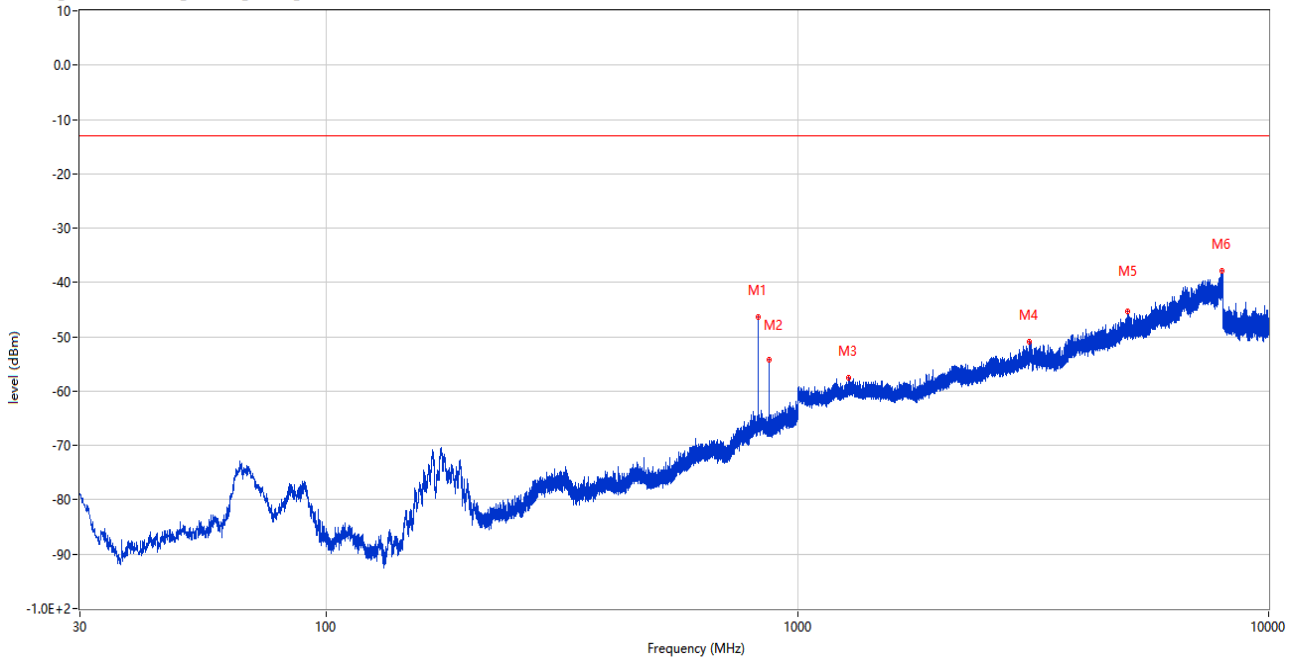


RSE (RF) \_FCC PART22&24&27\_GSM 1900\_1830-1920\_30MHz-20GHz



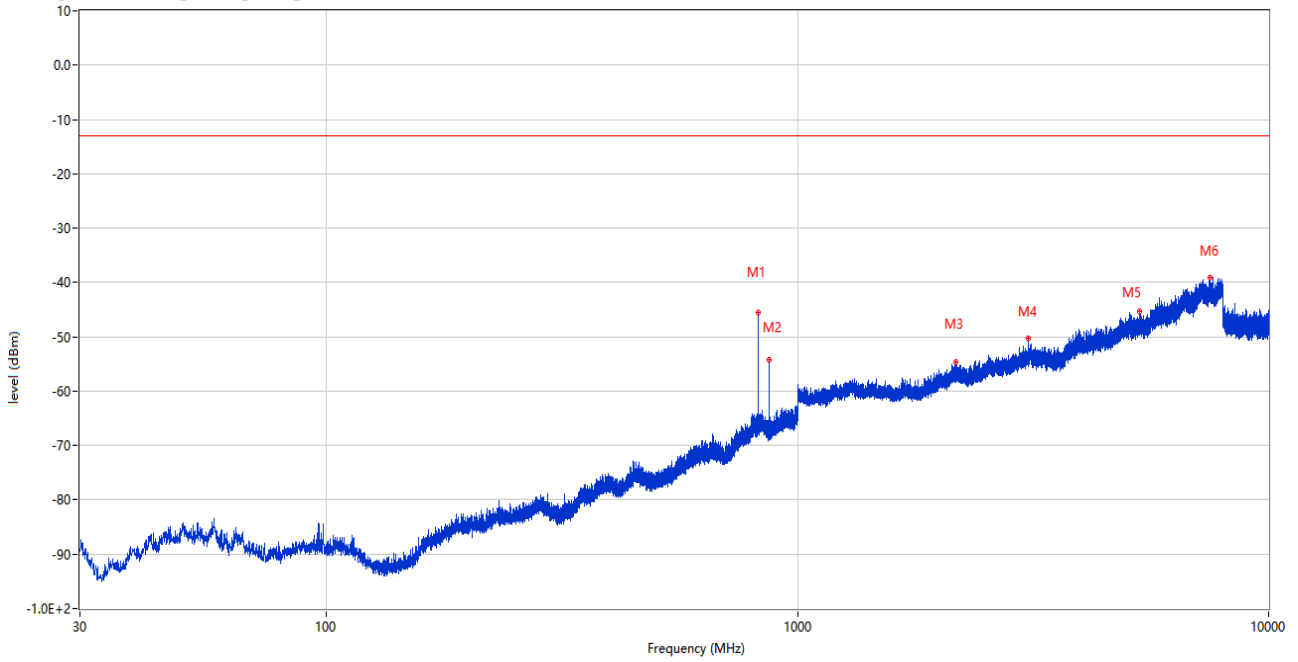
Frequency (MHz)	Result (dBm)	Factor (dB)	Limit (dBm)	Margin (dB)	Table (o)	ANT	EUT	Verdict
1910.500	-37.47	2.49	-13.0	24.47	29.00	Vertical	Horizontal	N/A
1991.100	-50.37	1.36	-13.0	37.37	1.00	Vertical	Horizontal	N/A
2996.200	-45.54	8.95	-13.0	32.54	1.00	Vertical	Horizontal	Pass
7852.750	-38.74	14.63	-13.0	25.74	329.00	Vertical	Horizontal	Pass
14648.776	-39.37	17.59	-13.0	26.37	360.00	Vertical	Horizontal	Pass
19356.926	-37.24	15.63	-13.0	24.24	360.00	Vertical	Horizontal	Pass

RSE (RF) \_FCC PART22&24&27\_GSM 850\_814-849\_30MHz-10GHz



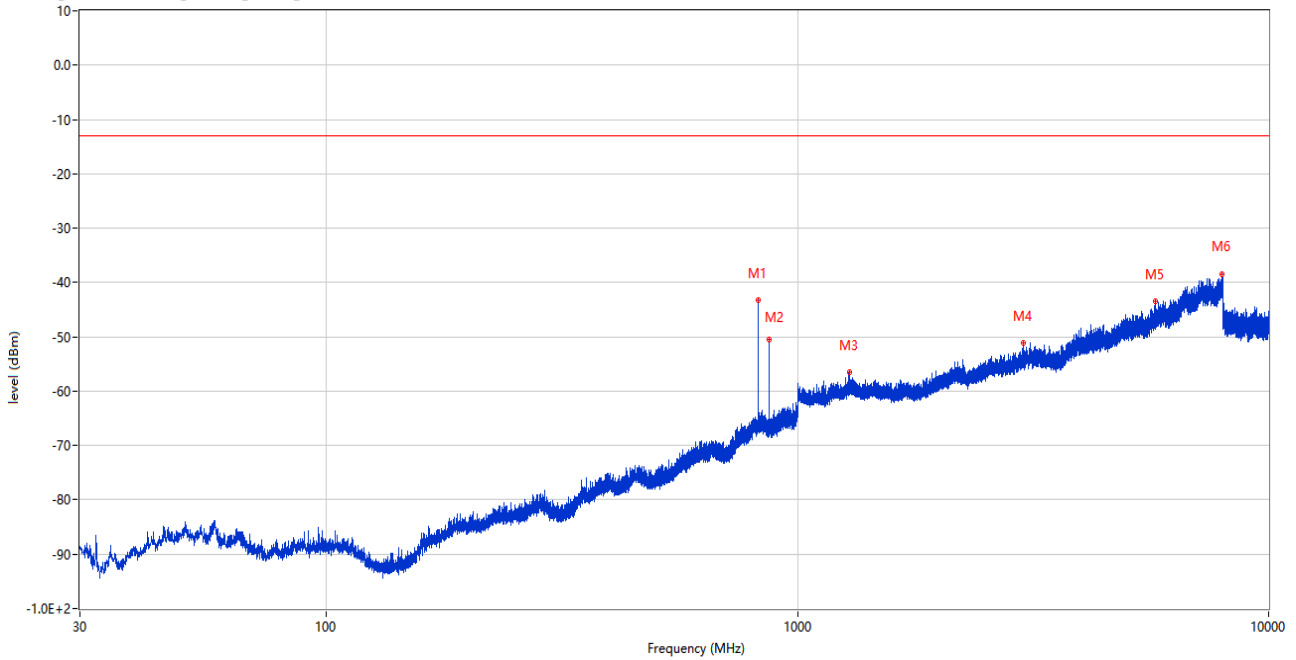
Frequency (MHz)	Result (dBm)	Factor (dB)	Limit (dBm)	Margin (dB)	Table (o)	ANT	EUT	Verdict
824.236	-46.35	4.33	-13.0	33.35	84.00	Horizontal	Horizontal	N/A
869.244	-54.24	3.40	-13.0	41.24	338.00	Horizontal	Horizontal	N/A
1286.700	-57.49	-4.69	-13.0	44.49	329.00	Horizontal	Horizontal	Pass
3110.250	-50.85	3.97	-13.0	37.85	161.00	Horizontal	Horizontal	Pass
5009.500	-45.22	8.66	-13.0	32.22	15.00	Horizontal	Horizontal	Pass
7977.000	-37.85	15.05	-13.0	24.85	269.00	Horizontal	Horizontal	Pass

RSE (RF) \_FCC PART22&24&27\_GSM 850\_814-849\_30MHz-10GHz



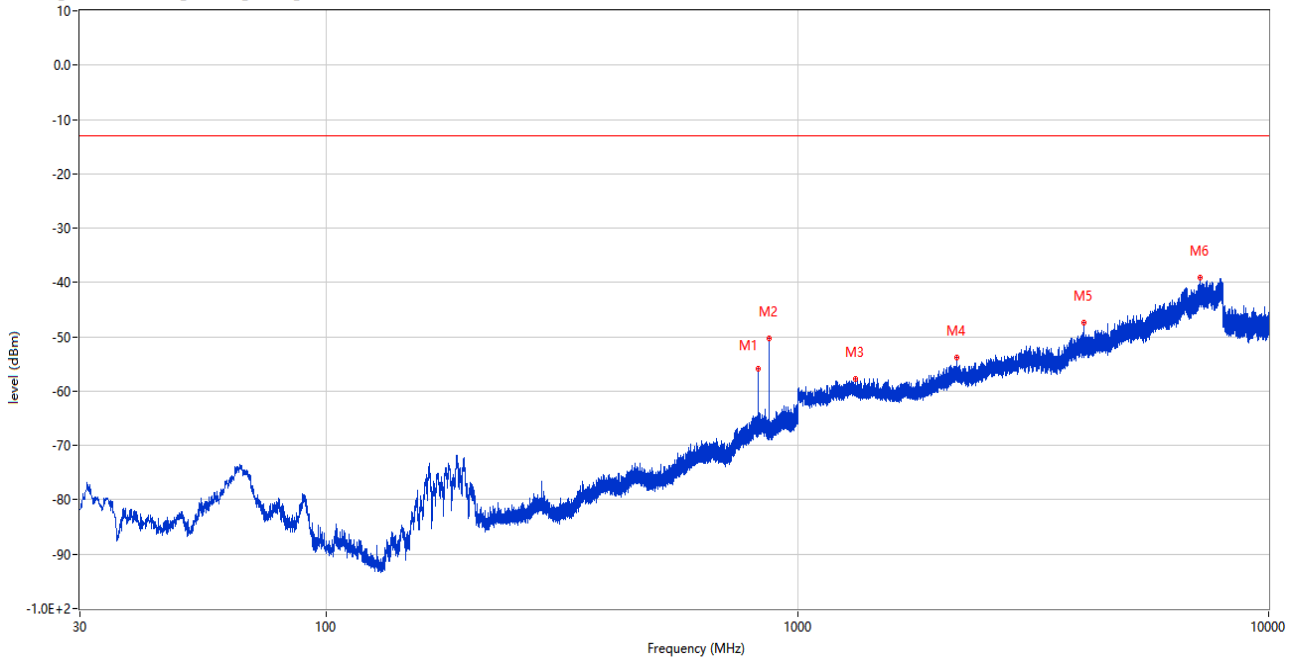
Frequency (MHz)	Result (dBm)	Factor (dB)	Limit (dBm)	Margin (dB)	Table (o)	ANT	EUT	Verdict
824.236	-45.43	4.33	-13.0	32.43	360.00	Horizontal	Vertical	N/A
869.244	-54.23	3.40	-13.0	41.23	339.00	Horizontal	Vertical	N/A
2164.000	-54.54	-2.12	-13.0	41.54	288.00	Horizontal	Vertical	Pass
3097.250	-50.28	3.50	-13.0	37.28	1.00	Horizontal	Vertical	Pass
5333.500	-45.32	8.18	-13.0	32.32	360.00	Horizontal	Vertical	Pass
7521.250	-39.12	14.51	-13.0	26.12	335.00	Horizontal	Vertical	Pass

RSE (RF) \_FCC PART22&24&27\_GSM 850\_814-849\_30MHz-10GHz



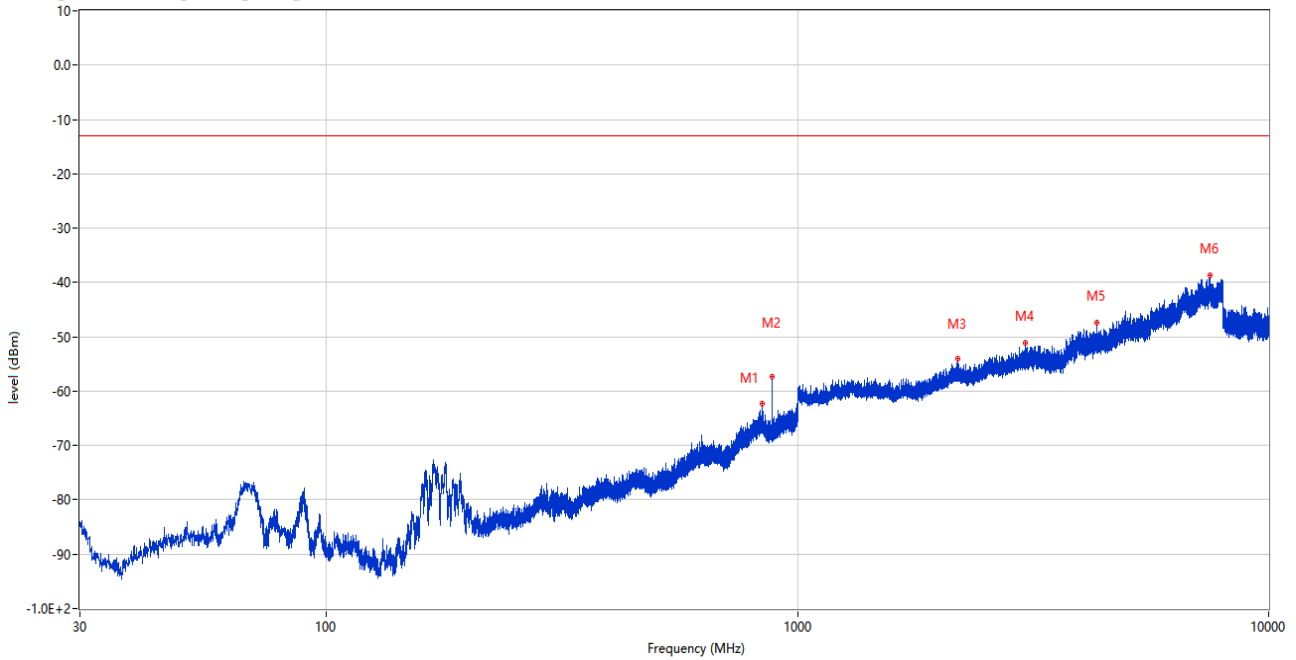
Frequency (MHz)	Result (dBm)	Factor (dB)	Limit (dBm)	Margin (dB)	Table (o)	ANT	EUT	Verdict
824.188	-43.29	4.33	-13.0	30.29	128.00	Vertical	Vertical	N/A
869.196	-50.55	3.40	-13.0	37.55	54.00	Vertical	Vertical	N/A
1286.800	-56.51	-4.68	-13.0	43.51	129.00	Vertical	Vertical	Pass
3013.500	-51.05	3.33	-13.0	38.05	346.00	Vertical	Vertical	Pass
5738.750	-43.44	10.02	-13.0	30.44	346.00	Vertical	Vertical	Pass
7955.000	-38.38	15.29	-13.0	25.38	125.00	Vertical	Vertical	Pass

RSE (RF) \_FCC PART22&24&27\_GSM 850\_814-849\_30MHz-10GHz



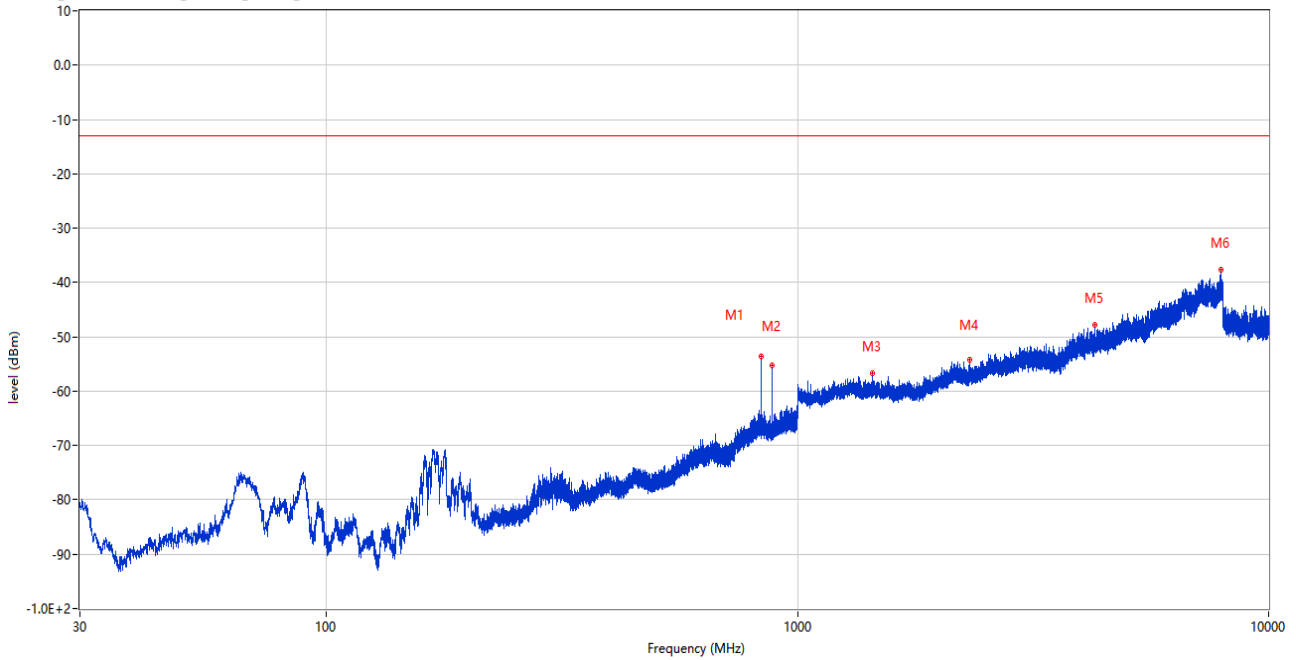
Frequency (MHz)	Result (dBm)	Factor (dB)	Limit (dBm)	Margin (dB)	Table (o)	ANT	EUT	Verdict
824.236	-55.91	4.33	-13.0	42.91	0.00	Vertical	Horizontal	N/A
869.196	-50.28	3.40	-13.0	37.28	39.00	Vertical	Horizontal	N/A
1327.300	-57.76	-5.35	-13.0	44.76	217.00	Vertical	Horizontal	Pass
2174.000	-53.82	-2.18	-13.0	40.82	0.00	Vertical	Horizontal	Pass
4053.750	-47.38	6.73	-13.0	34.38	36.00	Vertical	Horizontal	Pass
7146.250	-39.17	14.15	-13.0	26.17	20.00	Vertical	Horizontal	Pass

RSE (RF) \_FCC PART22&24&27\_GSM 850\_814-849\_30MHz-10GHz



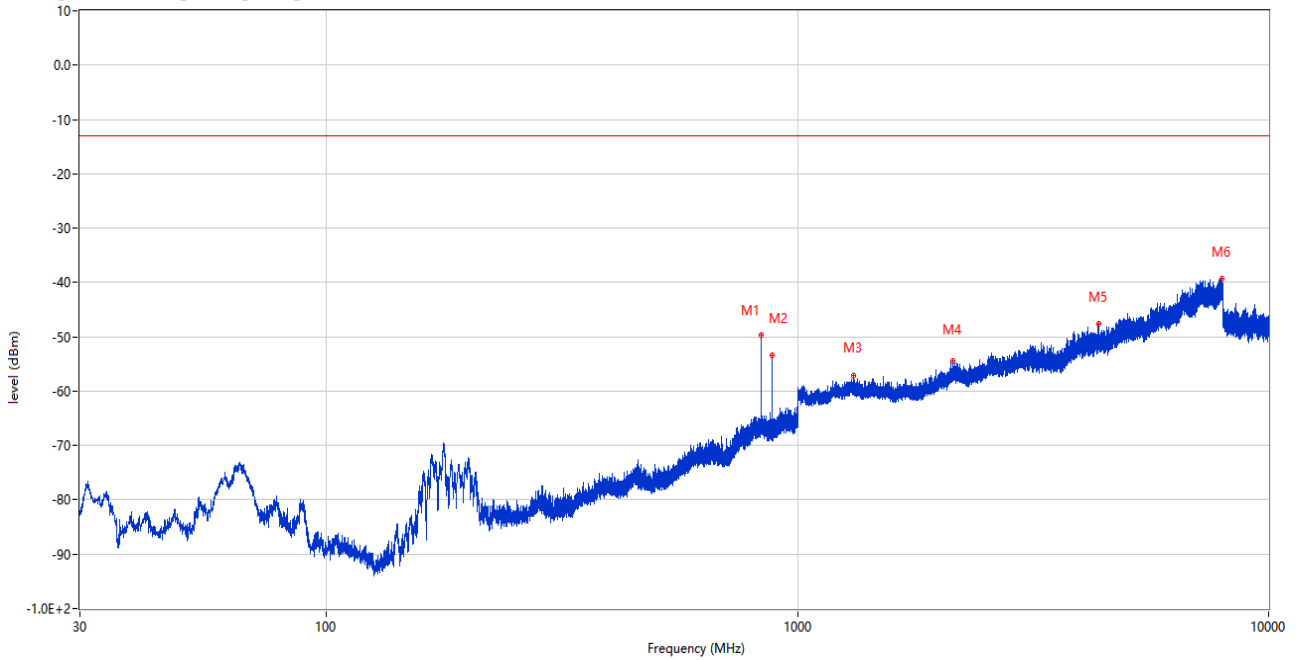
Frequency (MHz)	Result (dBm)	Factor (dB)	Limit (dBm)	Margin (dB)	Table (o)	ANT	EUT	Verdict
839.708	-62.23	4.92	-13.0	49.23	348.00	Horizontal	Horizontal	N/A
881.563	-57.33	3.22	-13.0	44.33	195.00	Horizontal	Horizontal	N/A
2190.900	-54.07	-2.14	-13.0	41.07	21.00	Horizontal	Horizontal	Pass
3051.250	-51.16	3.64	-13.0	38.16	2.00	Horizontal	Horizontal	Pass
4320.750	-47.43	6.55	-13.0	34.43	302.00	Horizontal	Horizontal	Pass
7514.500	-38.72	14.44	-13.0	25.72	104.00	Horizontal	Horizontal	Pass

RSE (RF) \_FCC PART22&24&27\_GSM 850\_814-849\_30MHz-10GHz



Frequency (MHz)	Result (dBm)	Factor (dB)	Limit (dBm)	Margin (dB)	Table (o)	ANT	EUT	Verdict
836.604	-53.68	4.80	-13.0	40.68	360.00	Horizontal	Vertical	N/A
881.612	-55.32	3.22	-13.0	42.32	335.00	Horizontal	Vertical	N/A
1439.800	-56.63	-5.02	-13.0	43.63	165.00	Horizontal	Vertical	Pass
2321.900	-54.32	-2.67	-13.0	41.32	274.00	Horizontal	Vertical	Pass
4276.000	-47.81	7.01	-13.0	34.81	360.00	Horizontal	Vertical	Pass
7937.000	-37.62	15.28	-13.0	24.62	213.00	Horizontal	Vertical	Pass

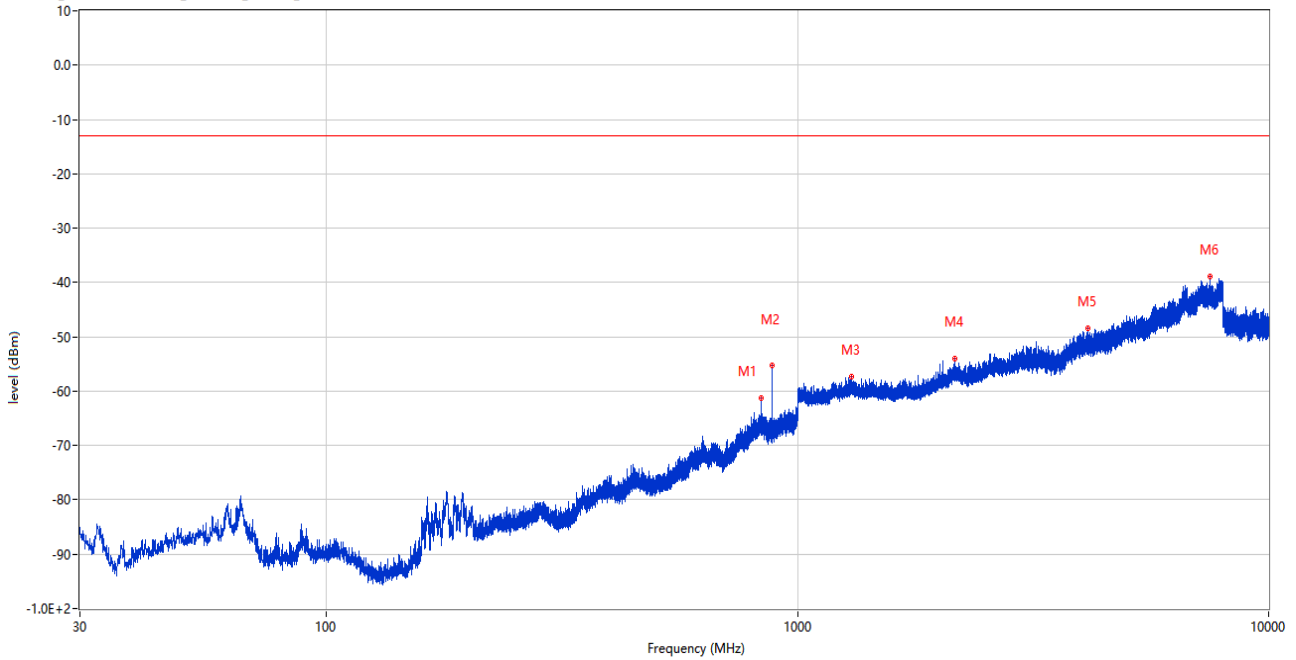
RSE (RF) \_FCC PART22&24&27\_GSM 850\_814-849\_30MHz-10GHz



Frequency (MHz)	Result (dBm)	Factor (dB)	Limit (dBm)	Margin (dB)	Table (o)	ANT	EUT	Verdict
836.700	-49.74	4.81	-13.0	36.74	125.00	Vertical	Vertical	N/A
881.612	-53.49	3.22	-13.0	40.49	148.00	Vertical	Vertical	N/A
1314.100	-57.03	-4.58	-13.0	44.03	0.00	Vertical	Vertical	Pass
2133.500	-54.52	-2.32	-13.0	41.52	53.00	Vertical	Vertical	Pass
4363.500	-47.66	7.09	-13.0	34.66	191.00	Vertical	Vertical	Pass
7979.250	-39.26	15.07	-13.0	26.26	39.00	Vertical	Vertical	Pass

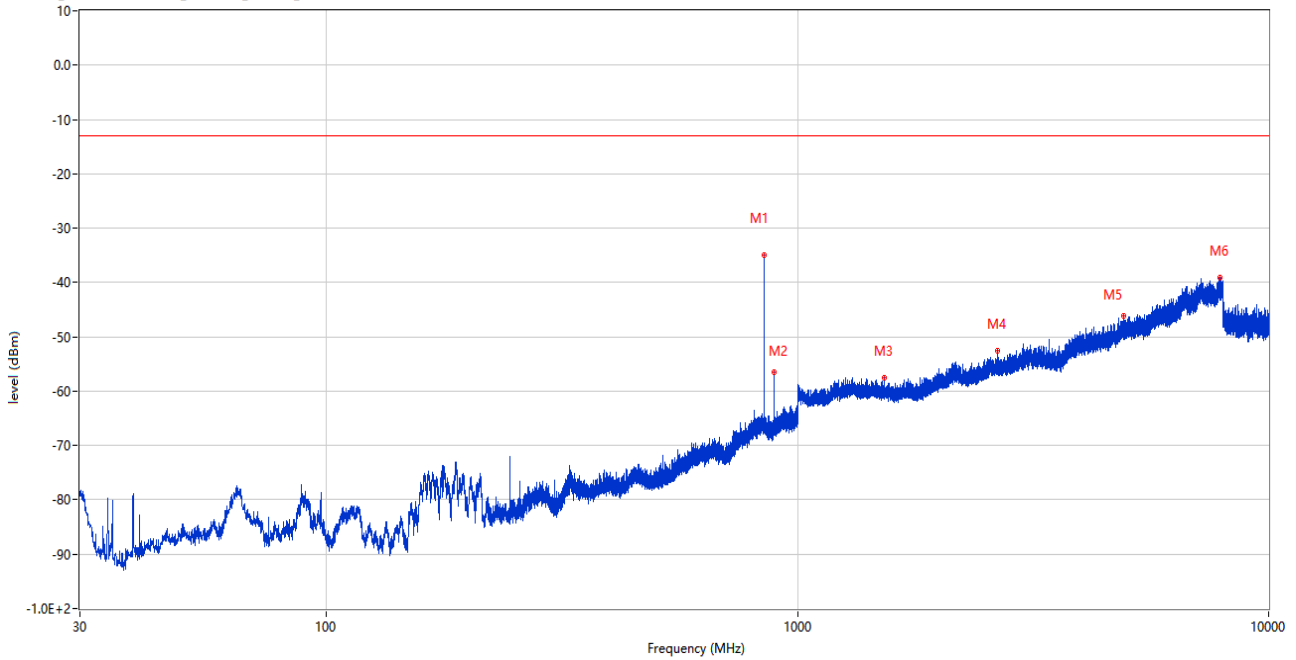


RSE (RF) \_FCC PART22&24&27\_GSM 850\_814-849\_30MHz-10GHz



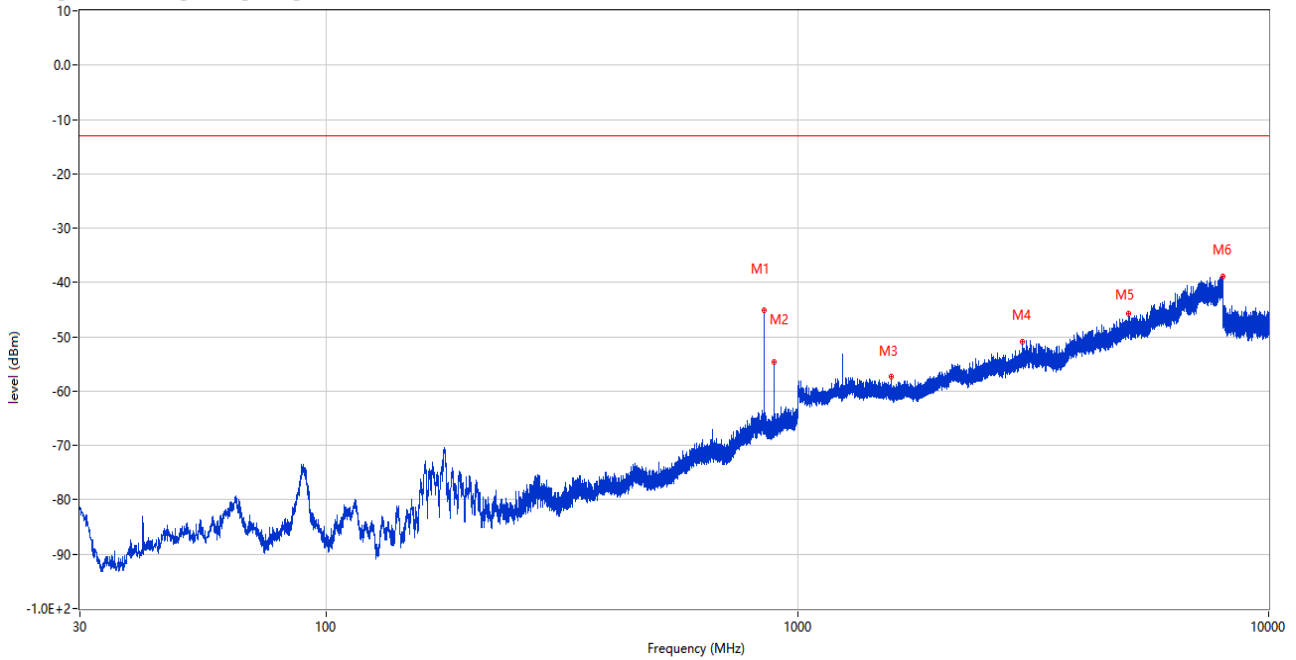
Frequency (MHz)	Result (dBm)	Factor (dB)	Limit (dBm)	Margin (dB)	Table (o)	ANT	EUT	Verdict
836.555	-61.22	4.80	-13.0	48.22	348.00	Vertical	Horizontal	N/A
881.660	-55.24	3.23	-13.0	42.24	47.00	Vertical	Horizontal	N/A
1302.500	-57.40	-4.40	-13.0	44.40	119.00	Vertical	Horizontal	Pass
2160.400	-54.11	-2.14	-13.0	41.11	10.00	Vertical	Horizontal	Pass
4134.500	-48.42	5.84	-13.0	35.42	14.00	Vertical	Horizontal	Pass
7515.500	-38.95	14.54	-13.0	25.95	149.00	Vertical	Horizontal	Pass

RSE (RF) \_FCC PART22&24&27\_GSM 850\_814-849\_30MHz-10GHz



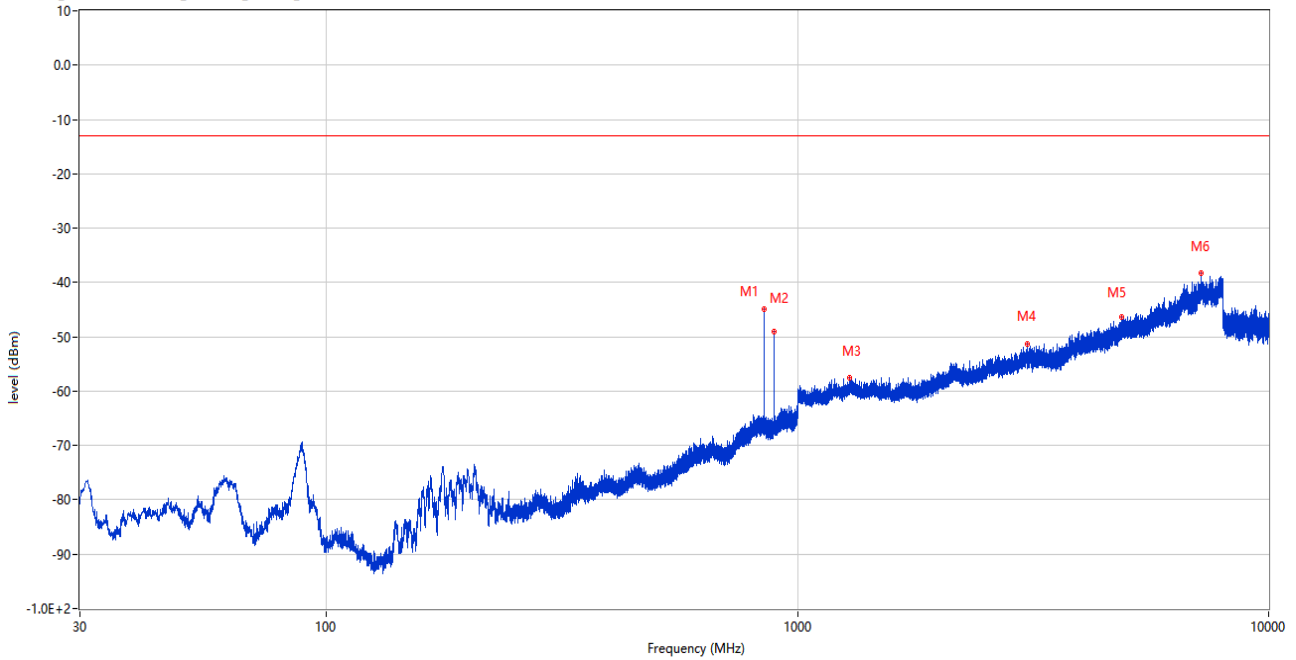
Frequency (MHz)	Result (dBm)	Factor (dB)	Limit (dBm)	Margin (dB)	Table (o)	ANT	EUT	Verdict
848.777	-34.91	4.59	-13.0	21.91	110.00	Horizontal	Horizontal	N/A
893.833	-56.41	4.17	-13.0	43.41	308.00	Horizontal	Horizontal	N/A
1529.100	-57.63	-5.53	-13.0	44.63	30.00	Horizontal	Horizontal	Pass
2658.900	-52.49	0.60	-13.0	39.49	6.00	Horizontal	Horizontal	Pass
4928.750	-46.12	8.27	-13.0	33.12	31.00	Horizontal	Horizontal	Pass
7870.250	-39.04	14.76	-13.0	26.04	105.00	Horizontal	Horizontal	Pass

RSE (RF) \_FCC PART22&24&27\_GSM 850\_814-849\_30MHz-10GHz



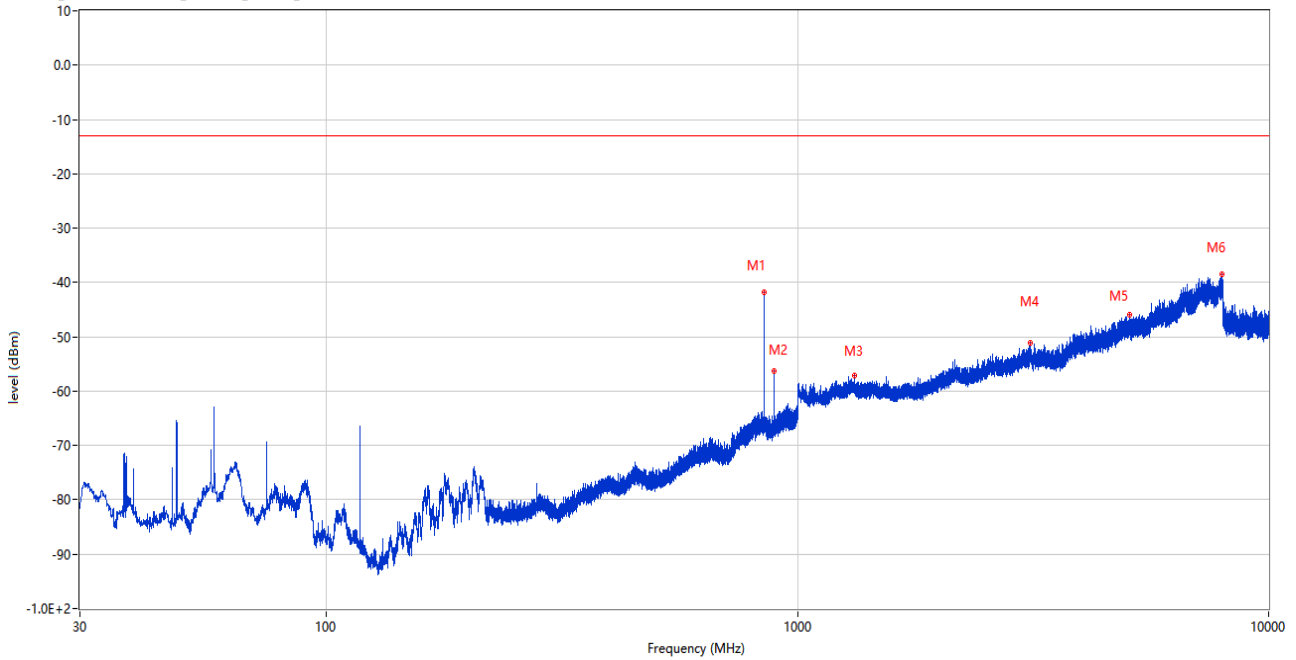
Frequency (MHz)	Result (dBm)	Factor (dB)	Limit (dBm)	Margin (dB)	Table (o)	ANT	EUT	Verdict
848.729	-45.17	4.59	-13.0	32.17	240.00	Horizontal	Vertical	N/A
893.833	-54.65	4.17	-13.0	41.65	313.00	Horizontal	Vertical	N/A
1582.100	-57.25	-5.92	-13.0	44.25	348.00	Horizontal	Vertical	Pass
3008.000	-50.91	3.06	-13.0	37.91	331.00	Horizontal	Vertical	Pass
5032.750	-45.70	8.84	-13.0	32.70	1.00	Horizontal	Vertical	Pass
7983.250	-38.82	14.83	-13.0	25.82	1.00	Horizontal	Vertical	Pass

RSE (RF) \_FCC PART22&24&27\_GSM 850\_814-849\_30MHz-10GHz



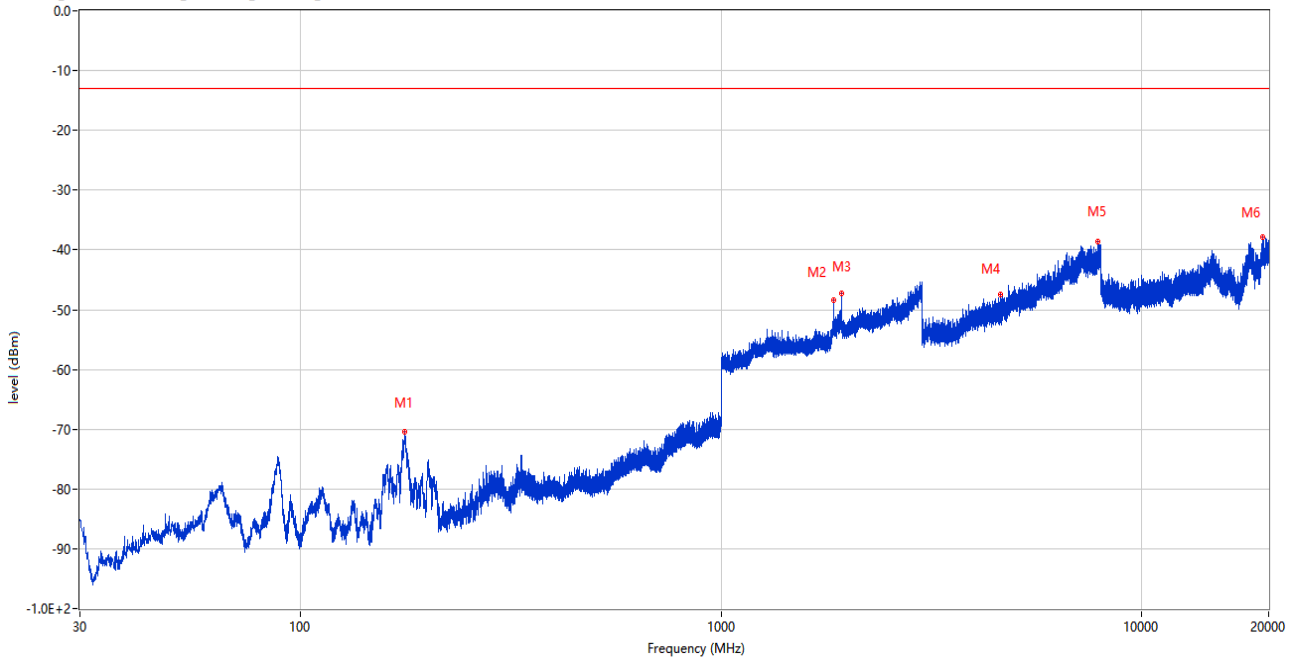
Frequency (MHz)	Result (dBm)	Factor (dB)	Limit (dBm)	Margin (dB)	Table (o)	ANT	EUT	Verdict
848.825	-44.82	4.59	-13.0	31.82	29.00	Vertical	Vertical	N/A
893.785	-49.08	4.17	-13.0	36.08	157.00	Vertical	Vertical	N/A
1292.800	-57.57	-4.67	-13.0	44.57	255.00	Vertical	Vertical	Pass
3071.500	-51.23	4.01	-13.0	38.23	305.00	Vertical	Vertical	Pass
4867.500	-46.31	7.78	-13.0	33.31	104.00	Vertical	Vertical	Pass
7185.250	-38.31	14.16	-13.0	25.31	225.00	Vertical	Vertical	Pass

RSE (RF) \_FCC PART22&24&27\_GSM 850\_814-849\_30MHz-10GHz



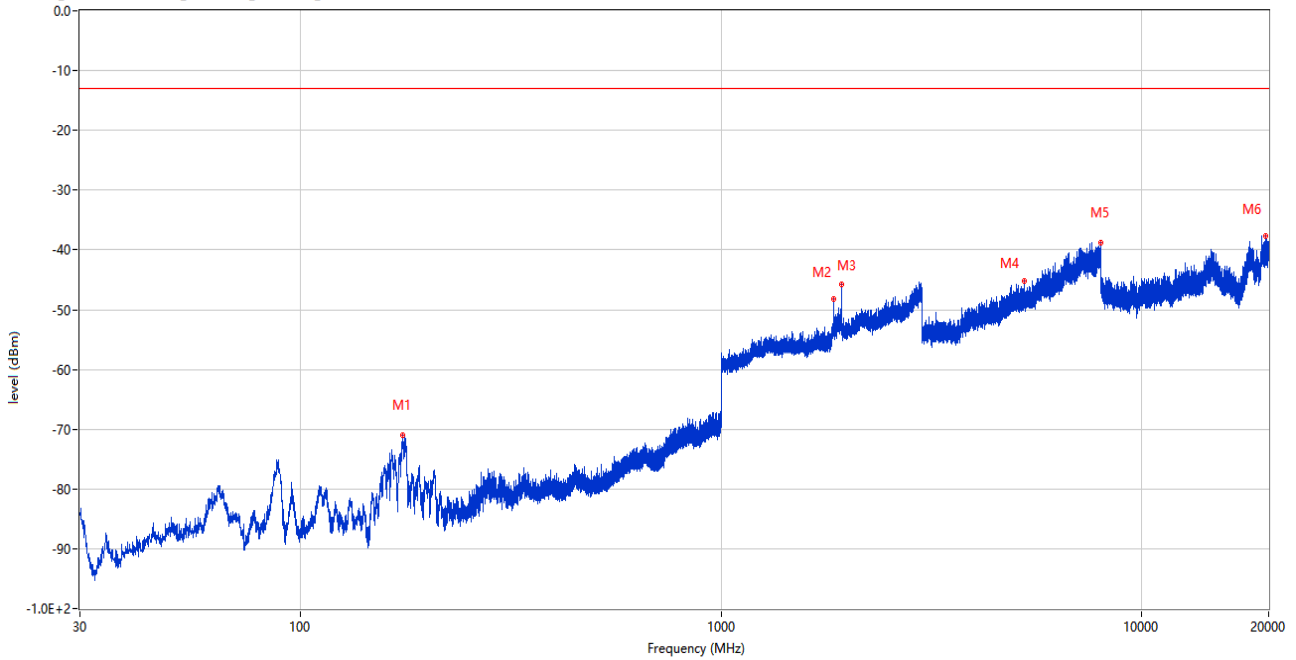
Frequency (MHz)	Result (dBm)	Factor (dB)	Limit (dBm)	Margin (dB)	Table (o)	ANT	EUT	Verdict
848.777	-41.85	4.59	-13.0	28.85	174.00	Vertical	Horizontal	N/A
893.785	-56.31	4.17	-13.0	43.31	12.00	Vertical	Horizontal	N/A
1320.900	-57.20	-5.00	-13.0	44.20	67.00	Vertical	Horizontal	Pass
3117.000	-51.19	4.35	-13.0	38.19	1.00	Vertical	Horizontal	Pass
5068.250	-45.83	9.89	-13.0	32.83	355.00	Vertical	Horizontal	Pass
7949.000	-38.43	15.47	-13.0	25.43	185.00	Vertical	Horizontal	Pass

RSE (RF) \_FCC PART22&24&27\_GSM 1900\_1830-1920\_30MHz-20GHz



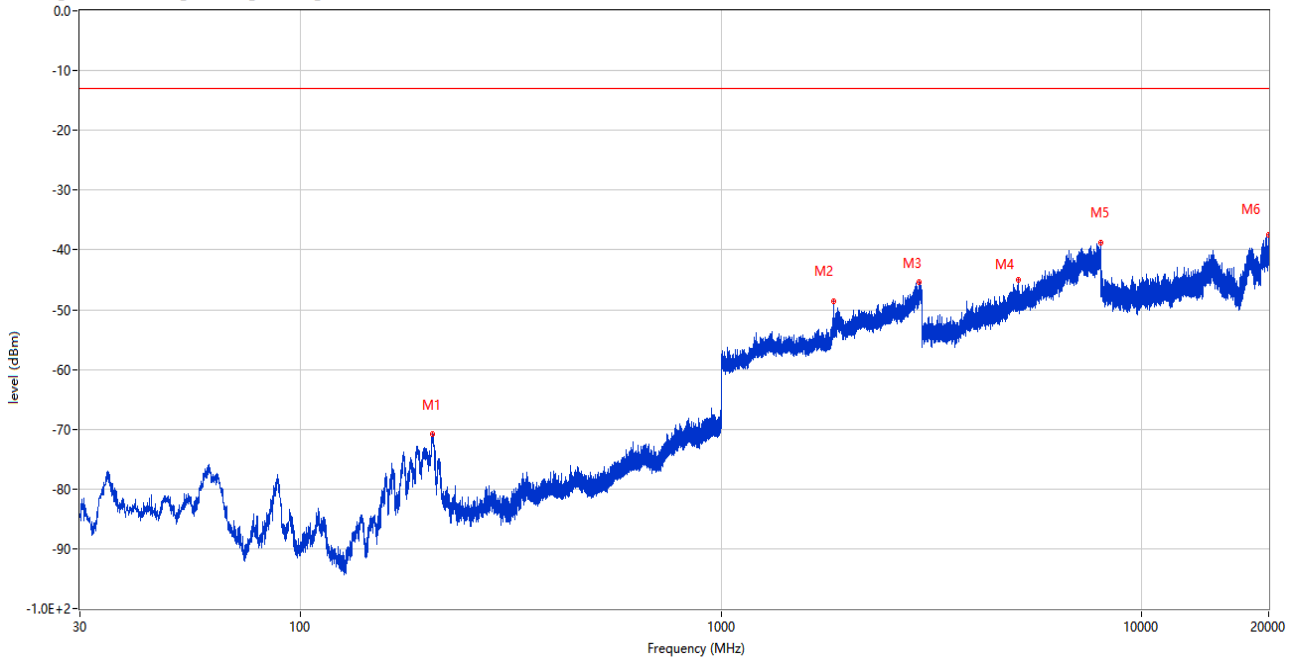
Frequency (MHz)	Result (dBm)	Factor (dB)	Limit (dBm)	Margin (dB)	Table (o)	ANT	EUT	Verdict
177.682	-70.51	-17.66	-13.0	57.51	79.00	Horizontal	Horizontal	Pass
1850.900	-48.44	1.60	-13.0	35.44	146.00	Horizontal	Horizontal	N/A
1931.000	-47.26	1.76	-13.0	34.26	241.00	Horizontal	Horizontal	N/A
4622.500	-47.48	7.50	-13.0	34.48	88.00	Horizontal	Horizontal	Pass
7851.500	-38.52	14.71	-13.0	25.52	31.00	Horizontal	Horizontal	Pass
19362.363	-37.94	15.63	-13.0	24.94	175.00	Horizontal	Horizontal	Pass

RSE (RF) \_FCC PART22&24&27\_GSM 1900\_1830-1920\_30MHz-20GHz



Frequency (MHz)	Result (dBm)	Factor (dB)	Limit (dBm)	Margin (dB)	Table (o)	ANT	EUT	Verdict
175.015	-70.93	-18.06	-13.0	57.93	75.00	Horizontal	Vertical	Pass
1850.900	-48.22	1.60	-13.0	35.22	180.00	Horizontal	Vertical	N/A
1930.800	-45.74	1.87	-13.0	32.74	240.00	Horizontal	Vertical	N/A
5264.750	-45.25	8.10	-13.0	32.25	323.00	Horizontal	Vertical	Pass
7985.250	-38.77	14.72	-13.0	25.77	347.00	Horizontal	Vertical	Pass
19723.051	-37.65	15.66	-13.0	24.65	360.00	Horizontal	Vertical	Pass

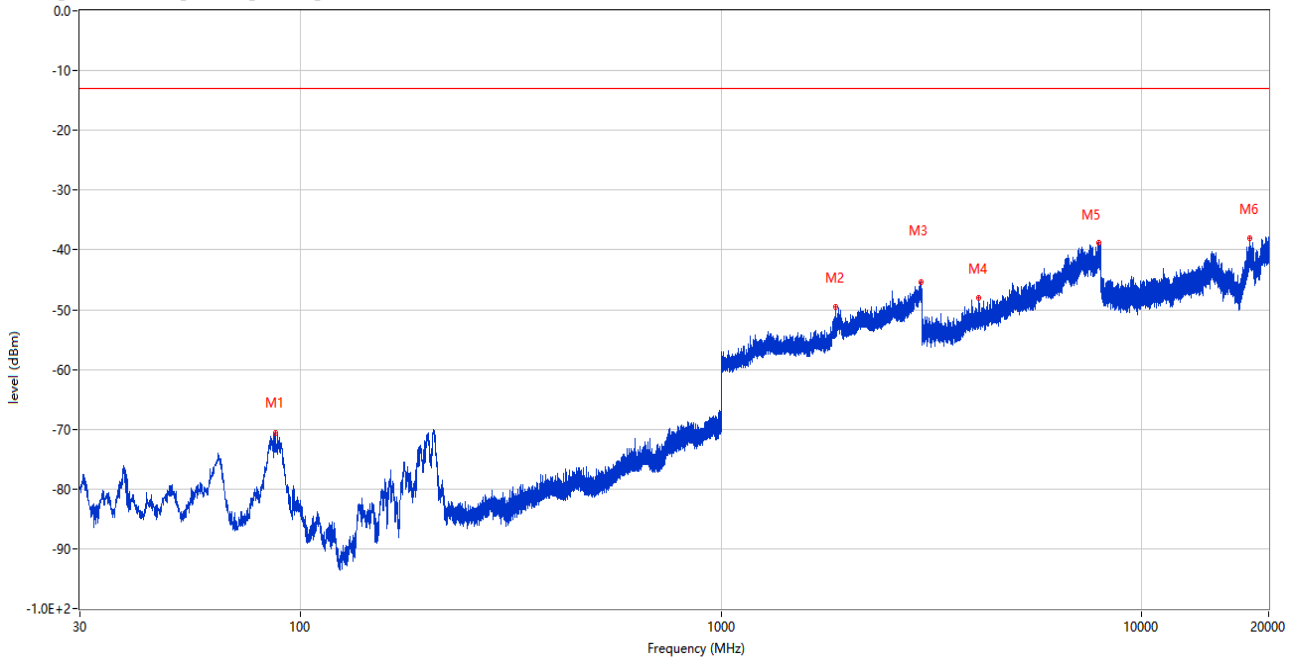
RSE (RF) \_FCC PART22&24&27\_GSM 1900\_1830-1920\_30MHz-20GHz



Frequency (MHz)	Result (dBm)	Factor (dB)	Limit (dBm)	Margin (dB)	Table (o)	ANT	EUT	Verdict
206.880	-70.89	-16.11	-13.0	57.89	10.00	Vertical	Vertical	Pass
1851.100	-48.58	1.60	-13.0	35.58	36.00	Vertical	Vertical	N/A
2959.500	-45.31	10.24	-13.0	32.31	203.00	Vertical	Vertical	Pass
5094.250	-45.10	9.26	-13.0	32.10	322.00	Vertical	Vertical	Pass
7977.500	-38.80	15.05	-13.0	25.80	331.00	Vertical	Vertical	Pass
19994.200	-37.46	15.69	-13.0	24.46	199.00	Vertical	Vertical	Pass

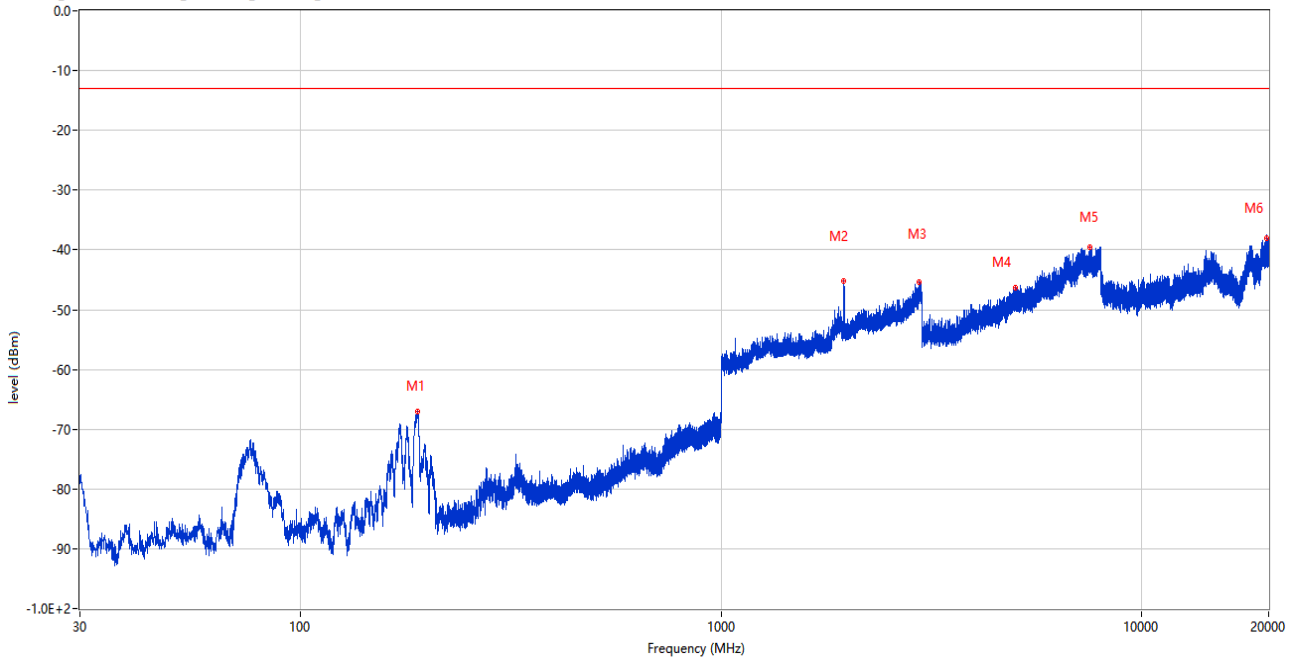


RSE (RF) \_FCC PART22&24&27\_GSM 1900\_1830-1920\_30MHz-20GHz



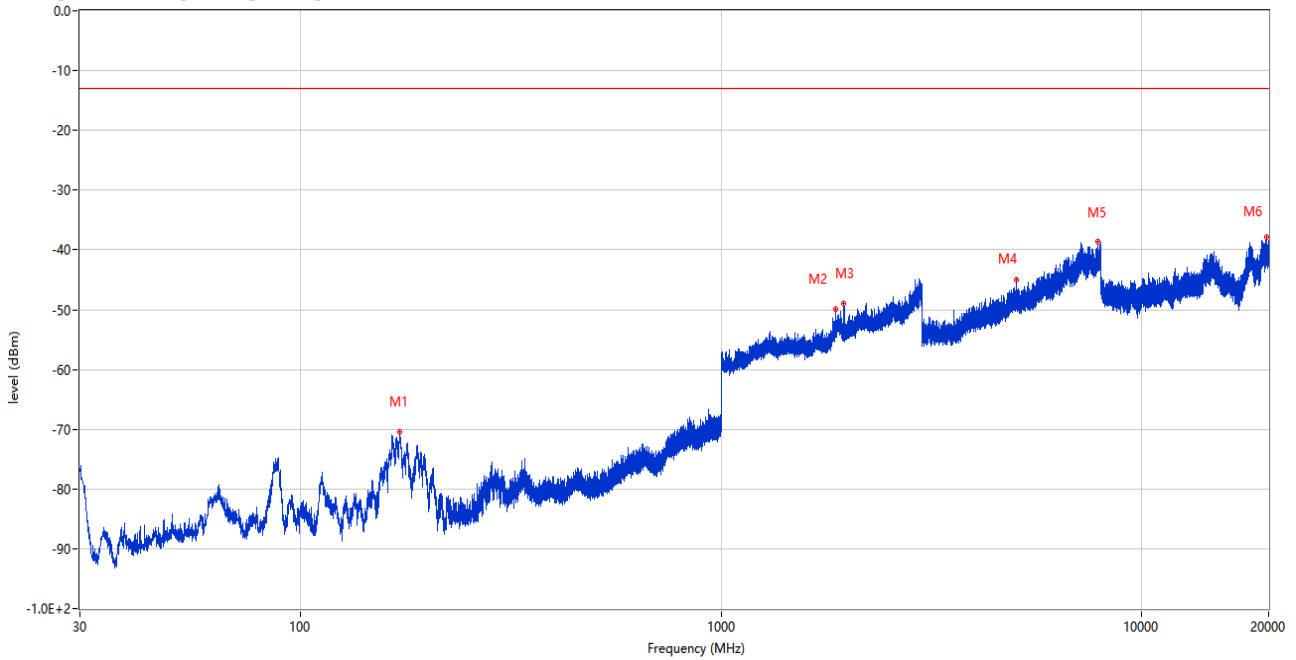
Frequency (MHz)	Result (dBm)	Factor (dB)	Limit (dBm)	Margin (dB)	Table (o)	ANT	EUT	Verdict
87.618	-70.68	-18.95	-13.0	57.68	78.00	Vertical	Horizontal	Pass
1877.400	-49.58	2.05	-13.0	36.58	287.00	Vertical	Horizontal	Pass
2979.600	-45.47	9.51	-13.0	32.47	38.00	Vertical	Horizontal	Pass
4103.500	-48.06	7.85	-13.0	35.06	273.00	Vertical	Horizontal	Pass
7879.500	-38.86	15.31	-13.0	25.86	0.00	Vertical	Horizontal	Pass
18019.662	-38.10	15.52	-13.0	25.10	352.00	Vertical	Horizontal	Pass

RSE (RF) \_FCC PART22&24&27\_GSM 1900\_1830-1920\_30MHz-20GHz



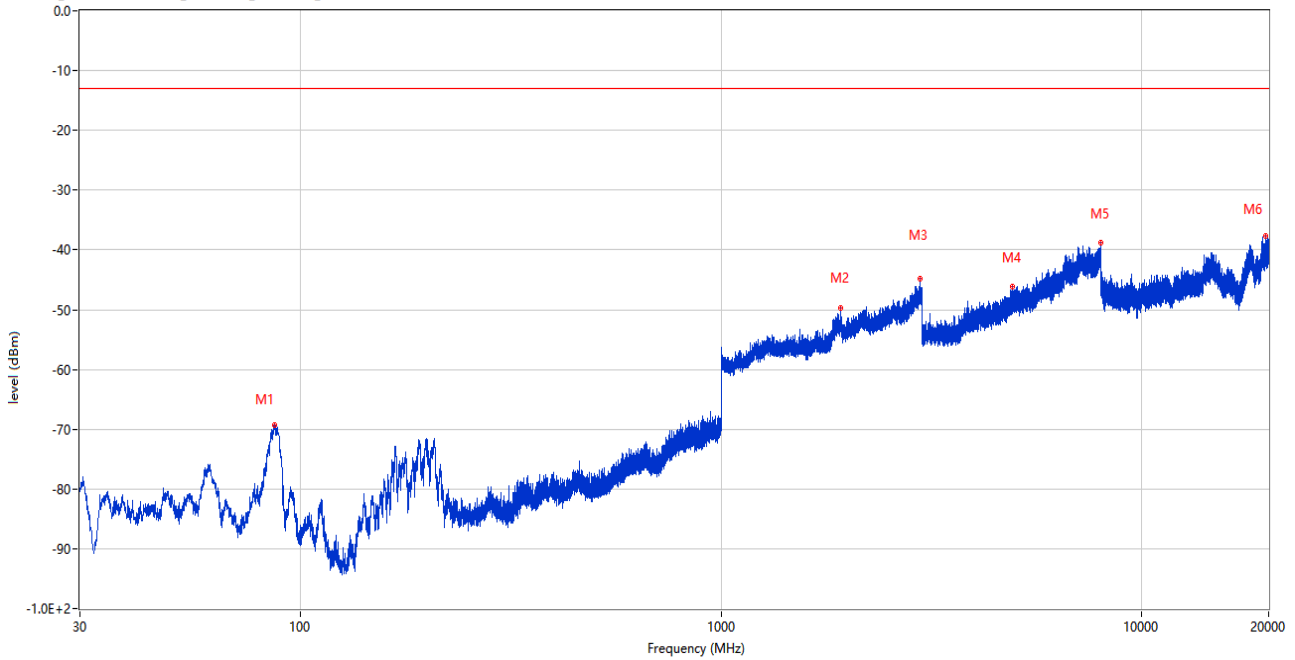
Frequency (MHz)	Result (dBm)	Factor (dB)	Limit (dBm)	Margin (dB)	Table (o)	ANT	EUT	Verdict
189.904	-66.96	-15.96	-13.0	53.96	290.00	Horizontal	Horizontal	Pass
1960.800	-45.16	1.24	-13.0	32.16	216.00	Horizontal	Horizontal	N/A
2963.300	-45.32	10.19	-13.0	32.32	18.00	Horizontal	Horizontal	Pass
4993.250	-46.30	8.73	-13.0	33.30	1.00	Horizontal	Horizontal	Pass
7509.750	-39.53	14.25	-13.0	26.53	92.00	Horizontal	Horizontal	Pass
19737.551	-38.02	15.66	-13.0	25.02	1.00	Horizontal	Horizontal	Pass

RSE (RF) \_FCC PART22&24&27\_GSM 1900\_1830-1920\_30MHz-20GHz



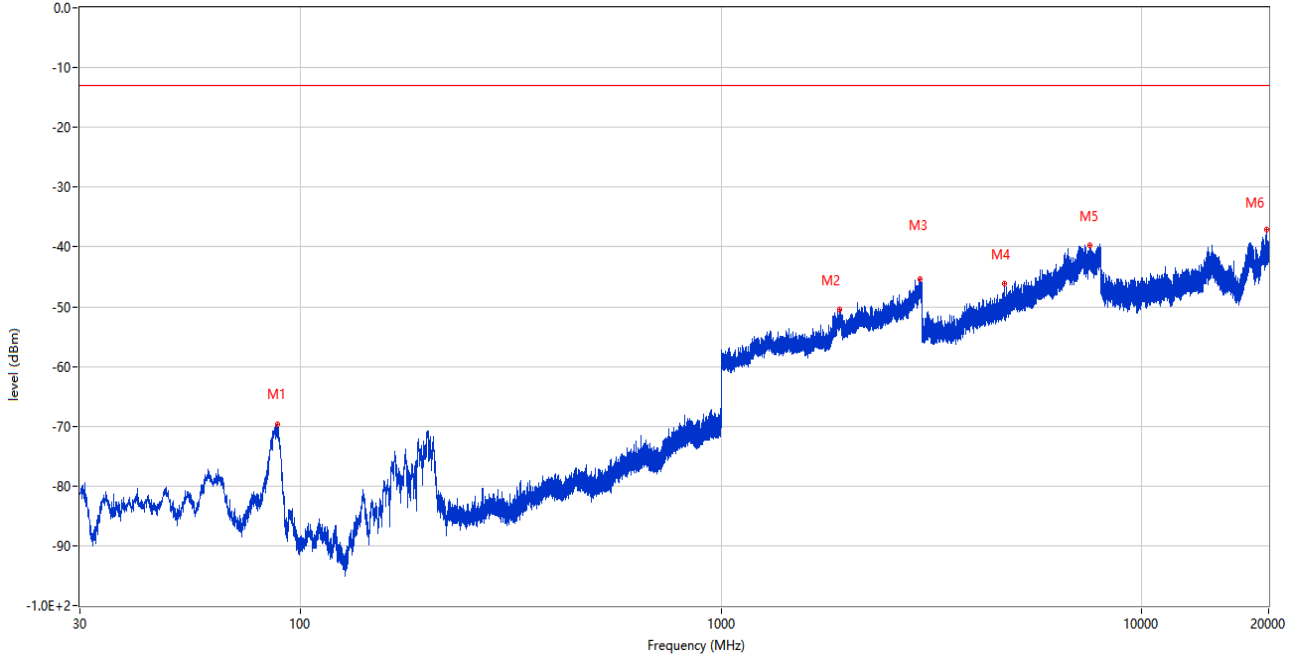
Frequency (MHz)	Result (dBm)	Factor (dB)	Limit (dBm)	Margin (dB)	Table (o)	ANT	EUT	Verdict
172.639	-70.43	-18.16	-13.0	57.43	51.00	Horizontal	Vertical	Pass
1874.500	-49.99	2.00	-13.0	36.99	360.00	Horizontal	Vertical	Pass
1960.700	-48.96	1.24	-13.0	35.96	250.00	Horizontal	Vertical	N/A
5039.500	-45.03	8.92	-13.0	32.03	32.00	Horizontal	Vertical	Pass
7840.000	-38.69	14.89	-13.0	25.69	268.00	Horizontal	Vertical	Pass
19756.761	-37.90	15.67	-13.0	24.90	359.00	Horizontal	Vertical	Pass

RSE (RF) \_FCC PART22&24&27\_GSM 1900\_1830-1920\_30MHz-20GHz



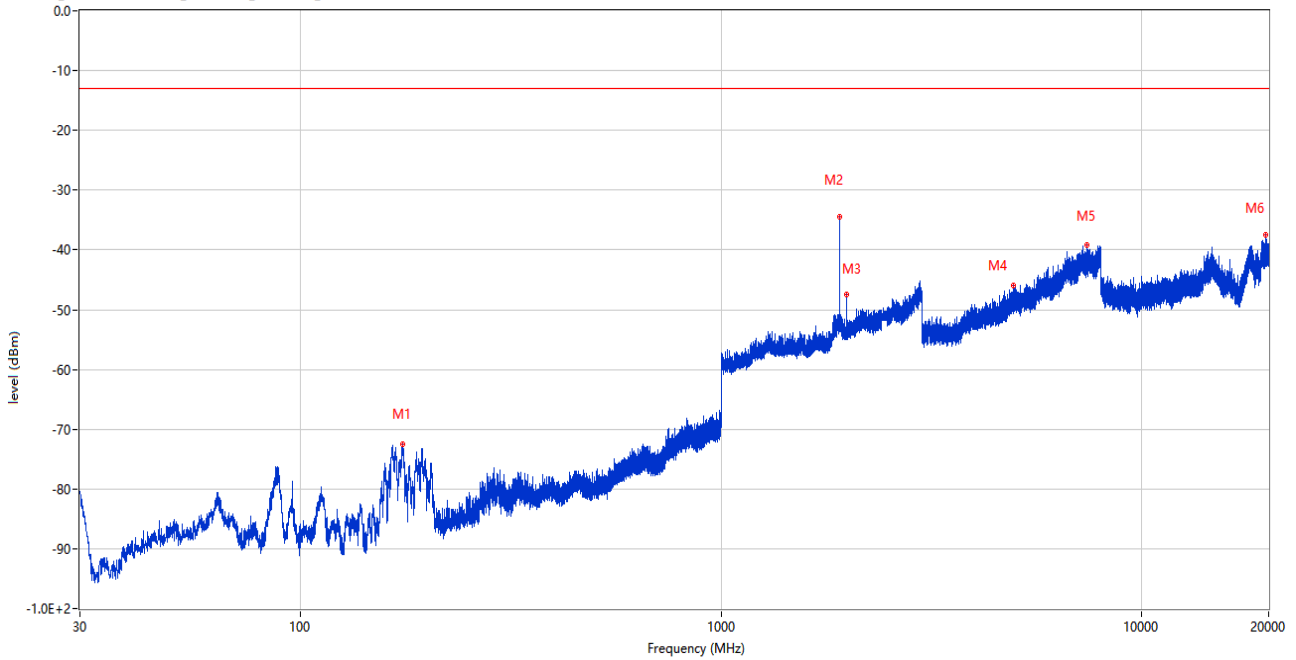
Frequency (MHz)	Result (dBm)	Factor (dB)	Limit (dBm)	Margin (dB)	Table (o)	ANT	EUT	Verdict
87.085	-69.39	-19.04	-13.0	56.39	102.00	Vertical	Vertical	Pass
1920.200	-49.63	2.54	-13.0	36.63	59.00	Vertical	Vertical	Pass
2963.500	-44.78	10.17	-13.0	31.78	359.00	Vertical	Vertical	Pass
4930.750	-46.17	8.37	-13.0	33.17	1.00	Vertical	Vertical	Pass
7970.750	-38.84	14.98	-13.0	25.84	144.00	Vertical	Vertical	Pass
19717.974	-37.58	15.66	-13.0	24.58	1.00	Vertical	Vertical	Pass

RSE (RF) \_FCC PART22&24&27\_GSM 1900\_1830-1920\_30MHz-20GHz



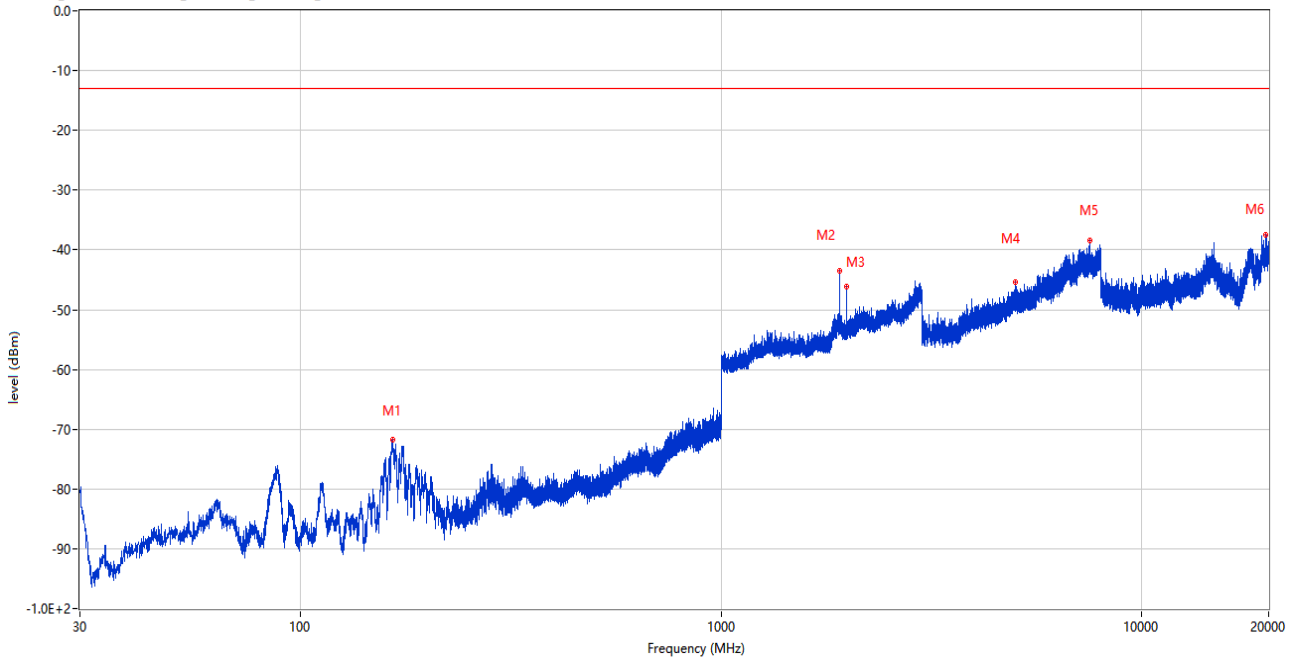
Frequency (MHz)	Result (dBm)	Factor (dB)	Limit (dBm)	Margin (dB)	Table (o)	ANT	EUT	Verdict
88.345	-69.70	-18.96	-13.0	56.70	45.00	Vertical	Horizontal	Pass
1909.600	-50.53	2.49	-13.0	37.53	117.00	Vertical	Horizontal	Pass
2971.500	-45.46	9.42	-13.0	32.46	107.00	Vertical	Horizontal	Pass
4704.250	-46.22	7.47	-13.0	33.22	234.00	Vertical	Horizontal	Pass
7518.750	-39.83	14.60	-13.0	26.83	359.00	Vertical	Horizontal	Pass
19807.513	-37.02	15.67	-13.0	24.02	222.00	Vertical	Horizontal	Pass

RSE (RF) \_FCC PART22&24&27\_GSM 1900\_1830-1920\_30MHz-20GHz



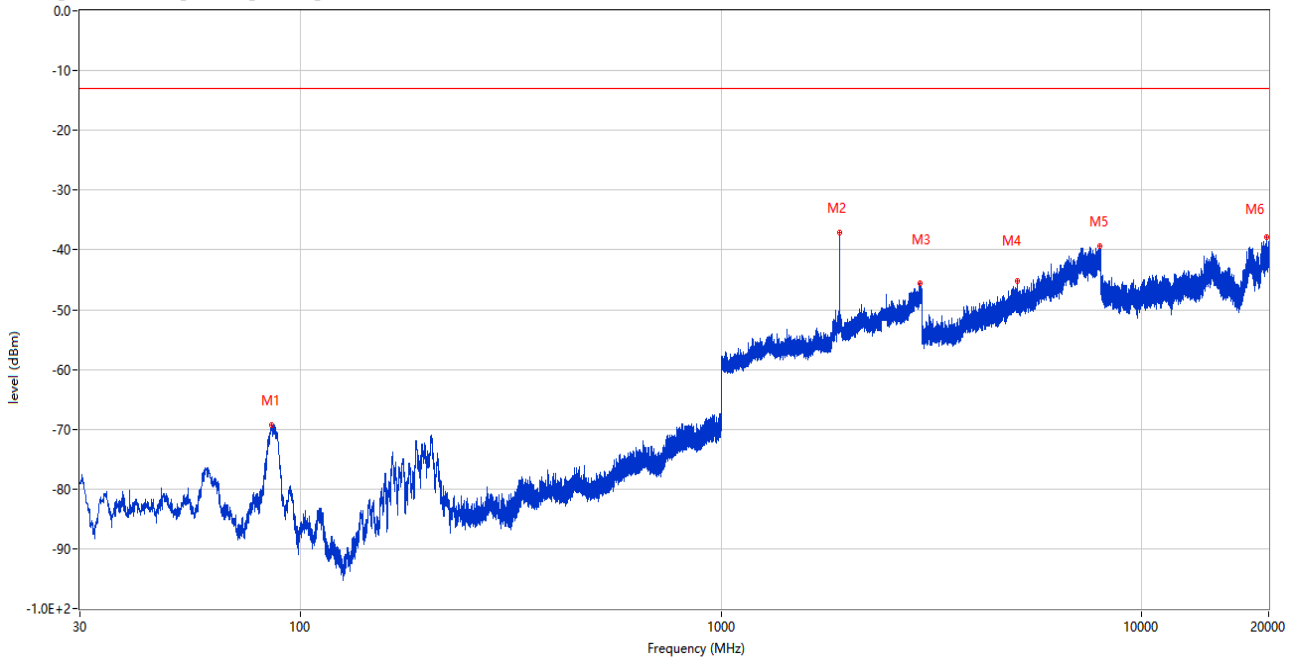
Frequency (MHz)	Result (dBm)	Factor (dB)	Limit (dBm)	Margin (dB)	Table (o)	ANT	EUT	Verdict
175.161	-72.51	-18.05	-13.0	59.51	258.00	Horizontal	Horizontal	Pass
1910.700	-34.52	2.49	-13.0	21.52	363.00	Horizontal	Horizontal	N/A
1990.900	-47.41	1.39	-13.0	34.41	249.00	Horizontal	Horizontal	N/A
4951.500	-45.87	8.72	-13.0	32.87	136.00	Horizontal	Horizontal	Pass
7401.500	-39.24	14.27	-13.0	26.24	253.00	Horizontal	Horizontal	Pass
19718.699	-37.53	15.66	-13.0	24.53	359.00	Horizontal	Horizontal	Pass

RSE (RF) \_FCC PART22&24&27\_GSM 1900\_1830-1920\_30MHz-20GHz



Frequency (MHz)	Result (dBm)	Factor (dB)	Limit (dBm)	Margin (dB)	Table (o)	ANT	EUT	Verdict
165.800	-71.84	-18.48	-13.0	58.84	64.00	Horizontal	Vertical	Pass
1910.500	-43.49	2.49	-13.0	30.49	159.00	Horizontal	Vertical	N/A
1990.400	-46.22	1.37	-13.0	33.22	225.00	Horizontal	Vertical	N/A
4996.500	-45.43	8.69	-13.0	32.43	192.00	Horizontal	Vertical	Pass
7520.000	-38.41	14.62	-13.0	25.41	326.00	Horizontal	Vertical	Pass
19697.676	-37.39	15.66	-13.0	24.39	42.00	Horizontal	Vertical	Pass

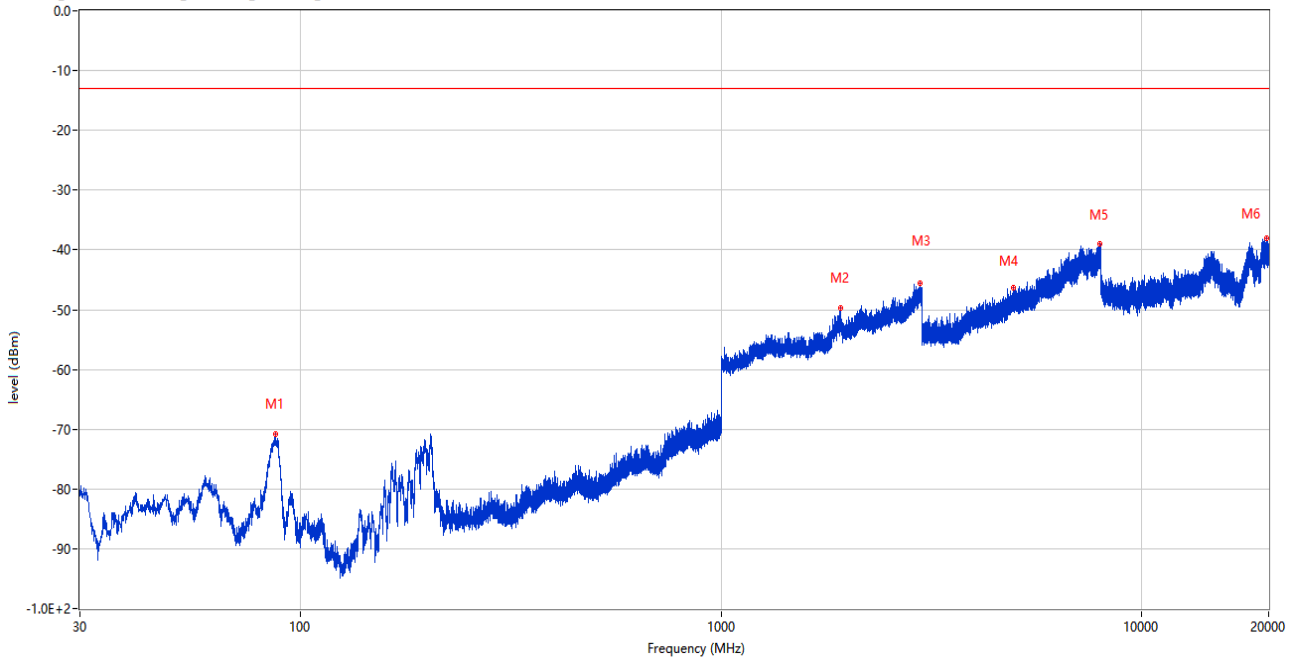
RSE (RF) \_FCC PART22&24&27\_GSM 1900\_1830-1920\_30MHz-20GHz



Frequency (MHz)	Result (dBm)	Factor (dB)	Limit (dBm)	Margin (dB)	Table (o)	ANT	EUT	Verdict
85.436	-69.37	-19.58	-13.0	56.37	112.00	Vertical	Vertical	Pass
1910.600	-37.18	2.49	-13.0	24.18	118.00	Vertical	Vertical	N/A
2968.000	-45.59	9.55	-13.0	32.59	296.00	Vertical	Vertical	Pass
5068.500	-45.18	9.91	-13.0	32.18	68.00	Vertical	Vertical	Pass
7958.000	-39.32	15.16	-13.0	26.32	3.00	Vertical	Vertical	Pass
19771.625	-37.92	15.67	-13.0	24.92	359.00	Vertical	Vertical	Pass

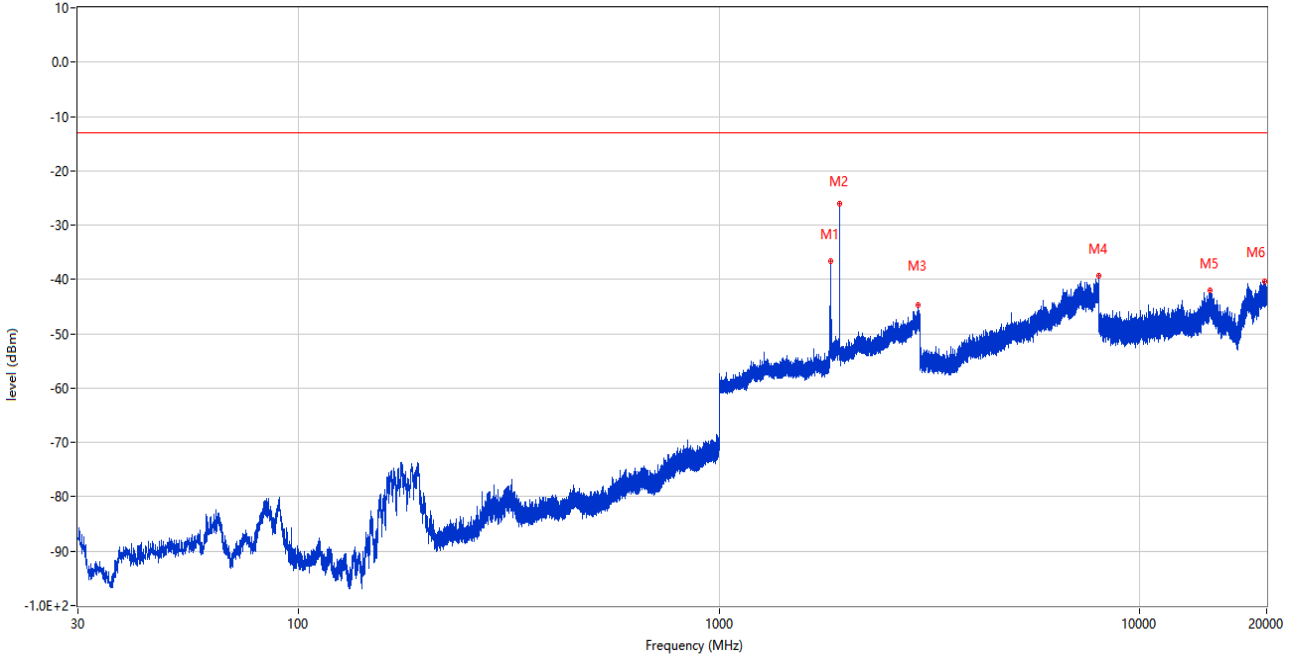


RSE (RF) \_FCC PART22&24&27\_GSM 1900\_1830-1920\_30MHz-20GHz



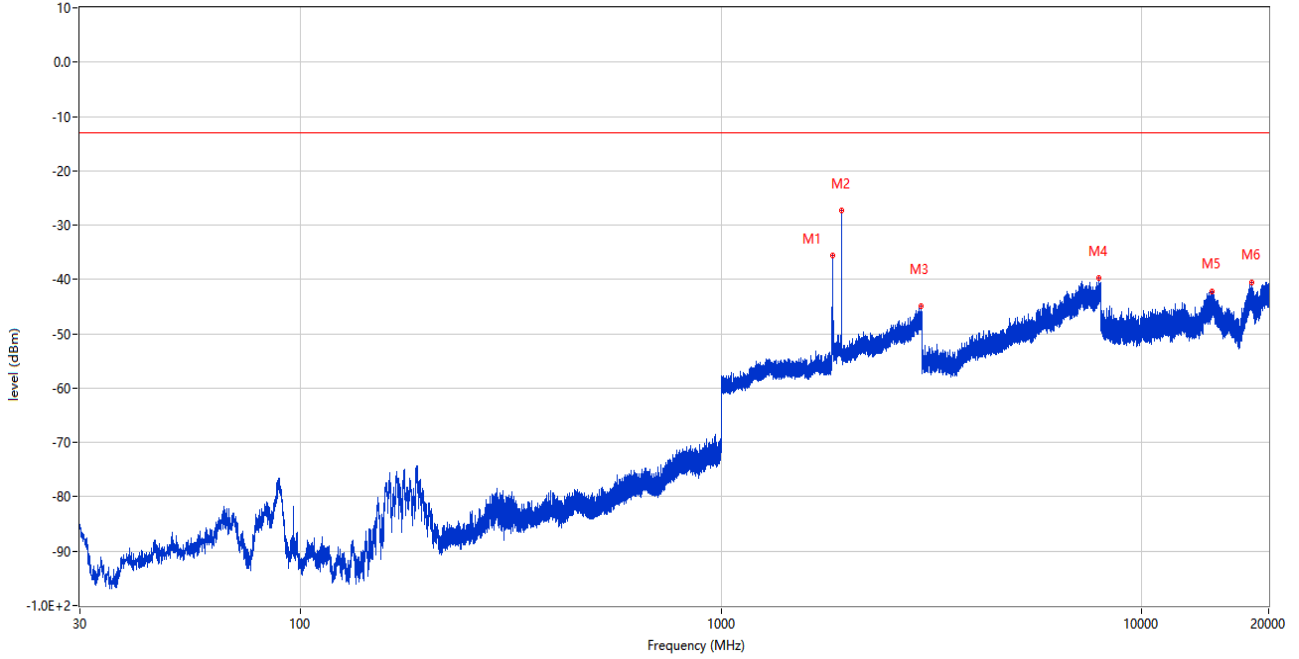
Frequency (MHz)	Result (dBm)	Factor (dB)	Limit (dBm)	Margin (dB)	Table (o)	ANT	EUT	Verdict
87.570	-70.81	-18.96	-13.0	57.81	121.00	Vertical	Horizontal	Pass
1921.300	-49.69	2.55	-13.0	36.69	161.00	Vertical	Horizontal	Pass
2967.600	-45.57	9.57	-13.0	32.57	359.00	Vertical	Horizontal	Pass
4946.500	-46.35	8.67	-13.0	33.35	293.00	Vertical	Horizontal	Pass
7953.500	-39.02	15.36	-13.0	26.02	178.00	Vertical	Horizontal	Pass
19802.800	-38.10	15.67	-13.0	25.10	329.00	Vertical	Horizontal	Pass

RSE (RF) \_FCC PART22&24&27\_CDMA BC1 & WCDMA Band 2 & LTE Band 2 & 25 \_1830-1920\_30MHz-20GHz



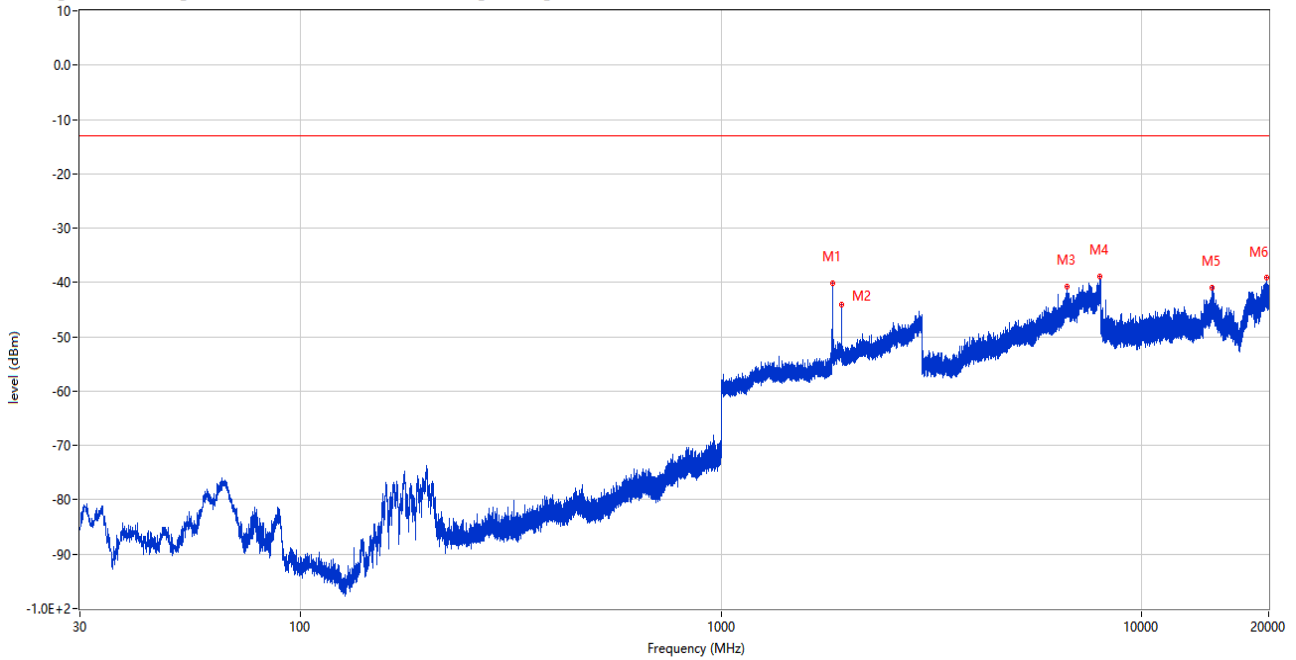
Frequency (MHz)	Result (dBm)	Factor (dB)	Limit (dBm)	Margin (dB)	Table (o)	ANT	EUT	Verdict
1840.600	-36.59	1.49	-13.0	23.59	137.00	Horizontal	Horizontal	N/A
1932.000	-26.13	1.44	-13.0	13.13	232.00	Horizontal	Horizontal	N/A
2966.000	-44.77	9.83	-13.0	31.77	1.00	Horizontal	Horizontal	Pass
7985.750	-39.24	14.70	-13.0	26.24	360.00	Horizontal	Horizontal	Pass
14645.151	-41.95	17.48	-13.0	28.95	360.00	Horizontal	Horizontal	Pass
19769.088	-40.28	15.67	-13.0	27.28	360.00	Horizontal	Horizontal	Pass

RSE (RF) \_FCC PART22&24&27\_CDMA BC1 & WCDMA Band 2 & LTE Band 2 & 25 \_1830-1920\_30MHz-20GHz



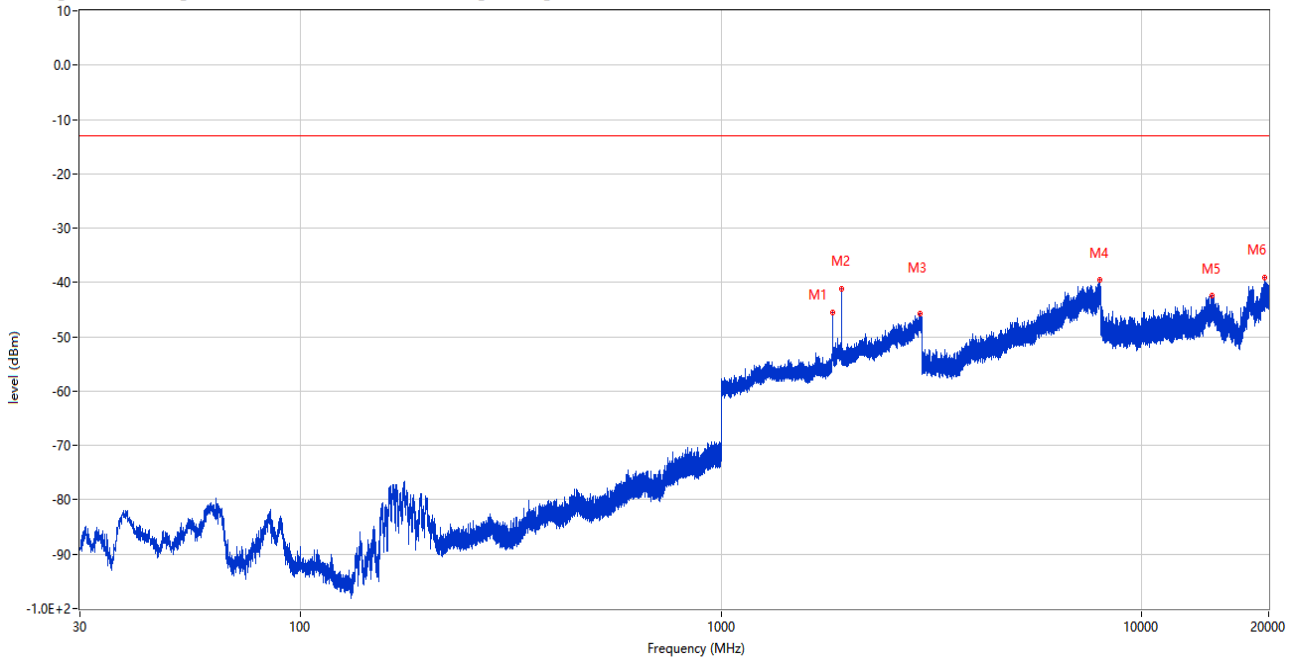
Frequency (MHz)	Result (dBm)	Factor (dB)	Limit (dBm)	Margin (dB)	Table (o)	ANT	EUT	Verdict
1840.900	-35.67	1.49	-13.0	22.67	155.00	Horizontal	Vertical	N/A
1934.100	-27.22	1.42	-13.0	14.22	249.00	Horizontal	Vertical	N/A
2995.000	-44.95	8.82	-13.0	31.95	241.00	Horizontal	Vertical	Pass
7919.500	-39.75	14.95	-13.0	26.75	0.00	Horizontal	Vertical	Pass
14699.525	-42.11	16.34	-13.0	29.11	1.00	Horizontal	Vertical	Pass
18232.812	-40.45	15.54	-13.0	27.45	1.00	Horizontal	Vertical	Pass

RSE (RF) \_FCC PART22&24&27\_CDMA BC1 & WCDMA Band 2 & LTE Band 2 & 25 \_1830-1920\_30MHz-20GHz



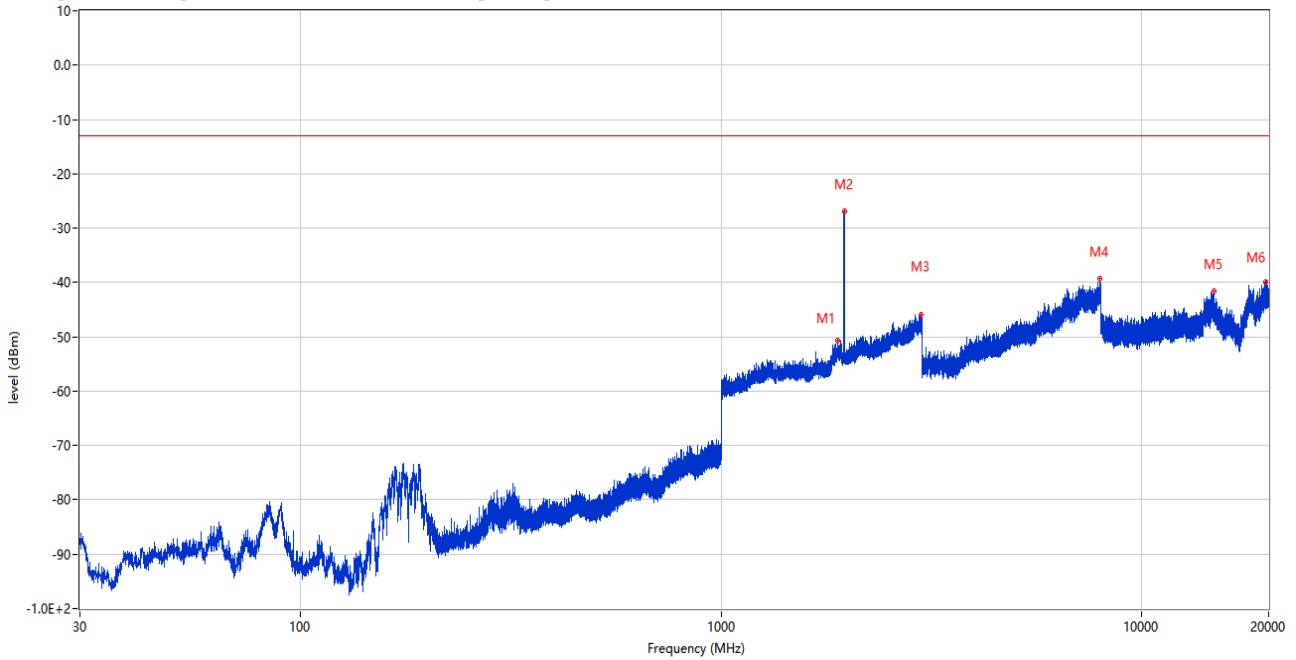
Frequency (MHz)	Result (dBm)	Factor (dB)	Limit (dBm)	Margin (dB)	Table (o)	ANT	EUT	Verdict
1841.200	-40.08	1.49	-13.0	27.08	32.00	Vertical	Vertical	N/A
1933.300	-44.11	1.39	-13.0	31.11	32.00	Vertical	Vertical	N/A
6652.750	-40.75	13.11	-13.0	27.75	360.00	Vertical	Vertical	Pass
7939.500	-38.98	15.32	-13.0	25.98	326.00	Vertical	Vertical	Pass
14650.588	-41.03	17.61	-13.0	28.03	359.00	Vertical	Vertical	Pass
19798.450	-39.01	15.67	-13.0	26.01	359.00	Vertical	Vertical	Pass

RSE (RF) \_FCC PART22&24&27\_CDMA BC1 & WCDMA Band 2 & LTE Band 2 & 25 \_1830-1920\_30MHz-20GHz



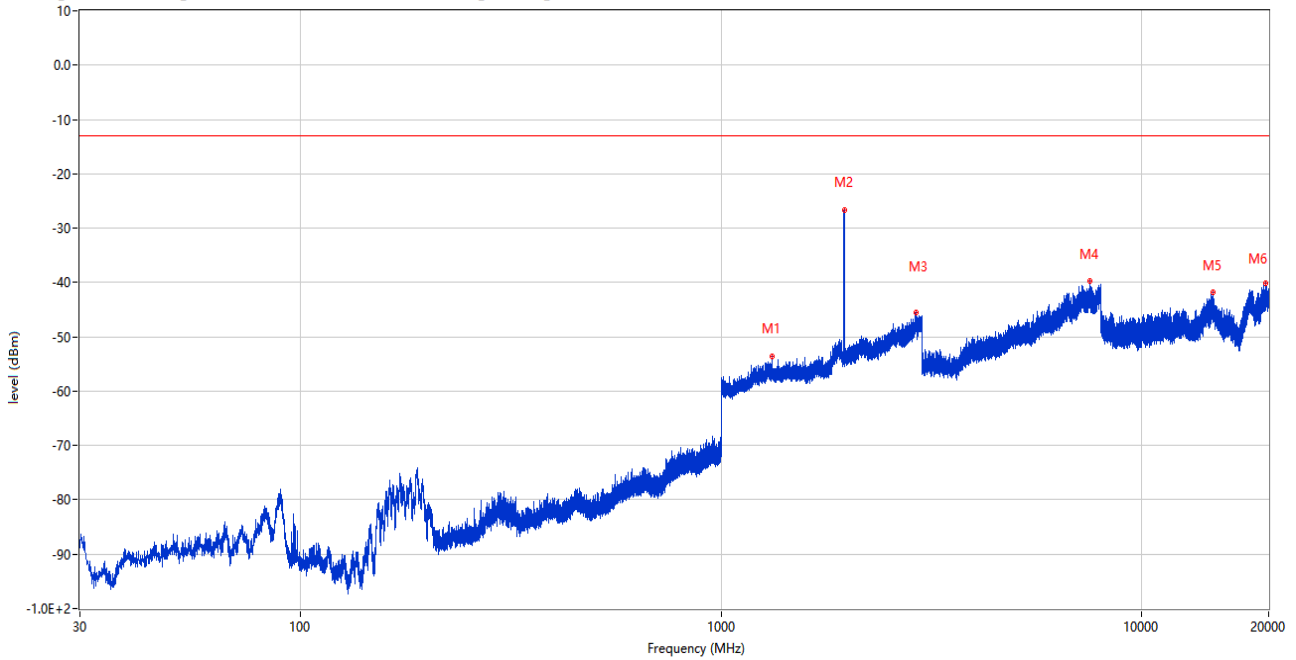
Frequency (MHz)	Result (dBm)	Factor (dB)	Limit (dBm)	Margin (dB)	Table (o)	ANT	EUT	Verdict
1840.200	-45.53	1.48	-13.0	32.53	224.00	Vertical	Horizontal	N/A
1933.800	-41.07	1.41	-13.0	28.07	176.00	Vertical	Horizontal	N/A
2966.300	-45.67	9.82	-13.0	32.67	360.00	Vertical	Horizontal	Pass
7949.500	-39.56	15.44	-13.0	26.56	0.00	Vertical	Horizontal	Pass
14641.887	-42.41	17.38	-13.0	29.41	1.00	Vertical	Horizontal	Pass
19561.376	-39.06	15.65	-13.0	26.06	1.00	Vertical	Horizontal	Pass

RSE (RF) \_FCC PART22&24&27\_CDMA BC1 & WCDMA Band 2 & LTE Band 2 & 25 \_1830-1920\_30MHz-20GHz



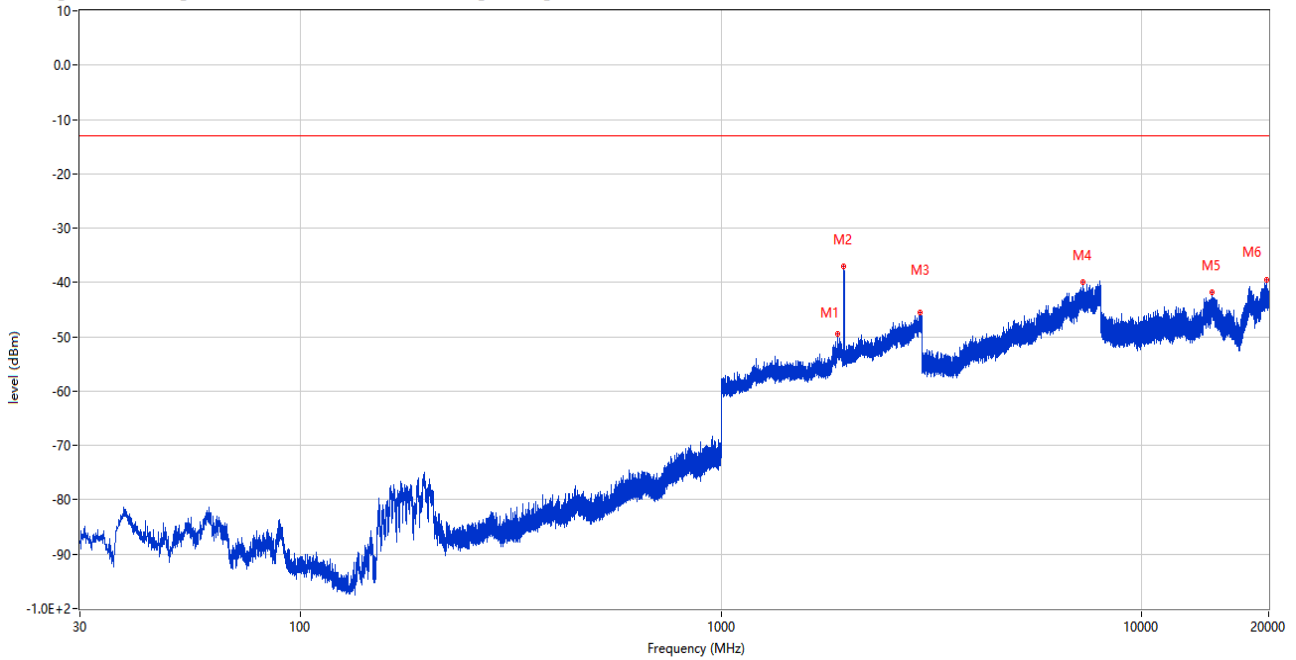
Frequency (MHz)	Result (dBm)	Factor (dB)	Limit (dBm)	Margin (dB)	Table (o)	ANT	EUT	Verdict
1888.000	-50.74	2.24	-13.0	37.74	107.00	Horizontal	Horizontal	Pass
1961.500	-26.84	1.18	-13.0	13.84	219.00	Horizontal	Horizontal	N/A
2985.300	-45.83	8.89	-13.0	32.83	360.00	Horizontal	Horizontal	Pass
7939.000	-39.30	15.27	-13.0	26.30	0.00	Horizontal	Horizontal	Pass
14824.950	-41.68	16.53	-13.0	28.68	174.00	Horizontal	Horizontal	Pass
19691.512	-40.00	15.66	-13.0	27.00	360.00	Horizontal	Horizontal	Pass

RSE (RF) \_FCC PART22&24&27\_CDMA BC1 & WCDMA Band 2 & LTE Band 2 & 25 \_1830-1920\_30MHz-20GHz



Frequency (MHz)	Result (dBm)	Factor (dB)	Limit (dBm)	Margin (dB)	Table (o)	ANT	EUT	Verdict
1324.300	-53.70	-1.48	-13.0	40.70	34.00	Horizontal	Vertical	Pass
1962.100	-26.57	1.14	-13.0	13.57	238.00	Horizontal	Vertical	N/A
2907.700	-45.42	8.57	-13.0	32.42	1.00	Horizontal	Vertical	Pass
7518.750	-39.70	14.60	-13.0	26.70	360.00	Horizontal	Vertical	Pass
14725.987	-41.83	16.59	-13.0	28.83	360.00	Horizontal	Vertical	Pass
19713.989	-40.15	15.66	-13.0	27.15	3.00	Horizontal	Vertical	Pass

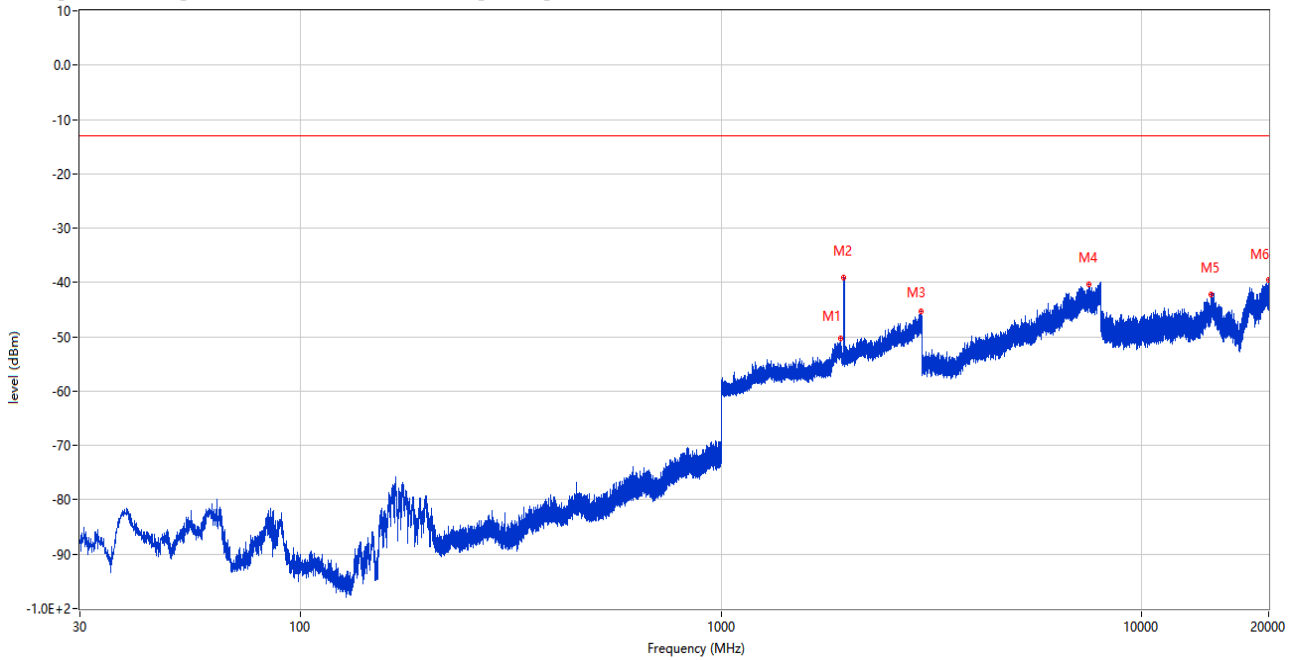
RSE (RF) \_FCC PART22&24&27\_CDMA BC1 & WCDMA Band 2 & LTE Band 2 & 25 \_1830-1920\_30MHz-20GHz



Frequency (MHz)	Result (dBm)	Factor (dB)	Limit (dBm)	Margin (dB)	Table (o)	ANT	EUT	Verdict
1894.600	-49.49	2.35	-13.0	36.49	360.00	Vertical	Vertical	Pass
1959.500	-37.12	1.31	-13.0	24.12	168.00	Vertical	Vertical	N/A
2969.500	-45.47	9.45	-13.0	32.47	325.00	Vertical	Vertical	Pass
7235.750	-39.92	14.49	-13.0	26.92	152.00	Vertical	Vertical	Pass
14647.326	-41.72	17.55	-13.0	28.72	201.00	Vertical	Vertical	Pass
19757.126	-39.42	15.67	-13.0	26.42	51.00	Vertical	Vertical	Pass

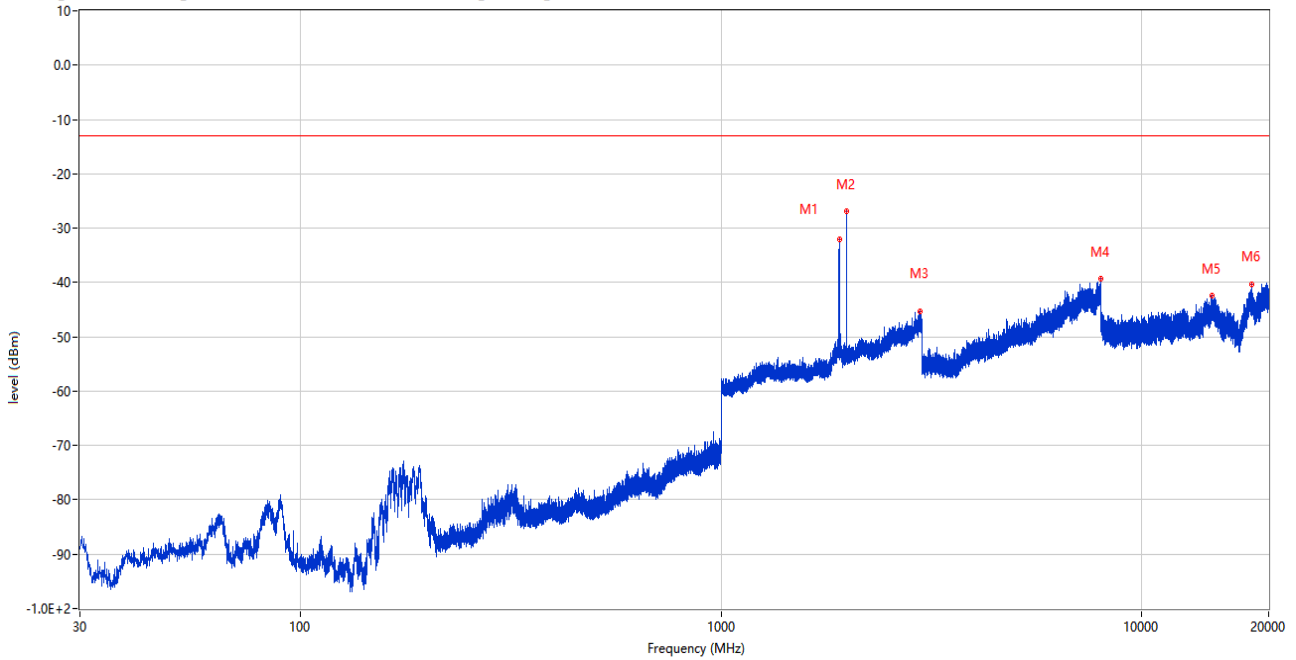


RSE (RF) \_FCC PART22&24&27\_CDMA BC1 & WCDMA Band 2 & LTE Band 2 & 25 \_1830-1920\_30MHz-20GHz



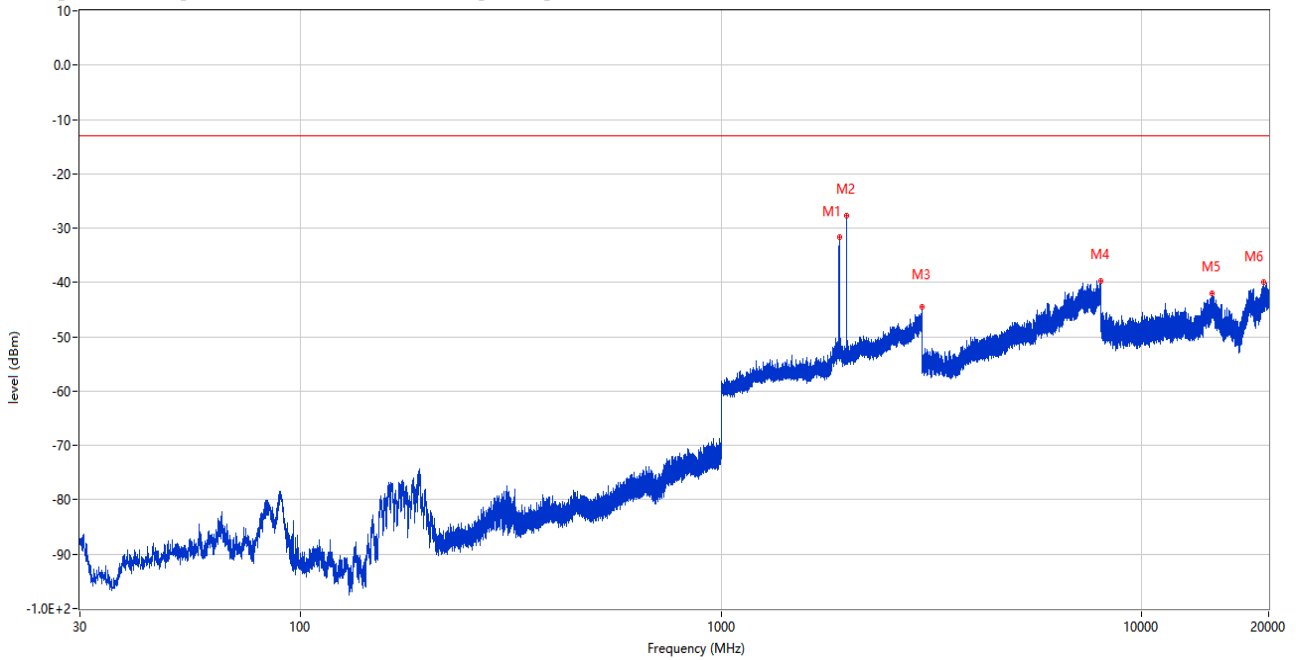
Frequency (MHz)	Result (dBm)	Factor (dB)	Limit (dBm)	Margin (dB)	Table (o)	ANT	EUT	Verdict
1920.900	-50.38	2.55	-13.0	37.38	145.00	Vertical	Horizontal	Pass
1960.900	-39.14	1.24	-13.0	26.14	1.00	Vertical	Horizontal	N/A
2994.900	-45.34	8.80	-13.0	32.34	51.00	Vertical	Horizontal	Pass
7494.000	-40.44	14.04	-13.0	27.44	18.00	Vertical	Horizontal	Pass
14616.150	-42.23	16.94	-13.0	29.23	55.00	Vertical	Horizontal	Pass
19958.675	-39.45	15.68	-13.0	26.45	185.00	Vertical	Horizontal	Pass

RSE (RF) \_FCC PART22&24&27\_CDMA BC1 & WCDMA Band 2 & LTE Band 2 & 25 \_1830-1920\_30MHz-20GHz



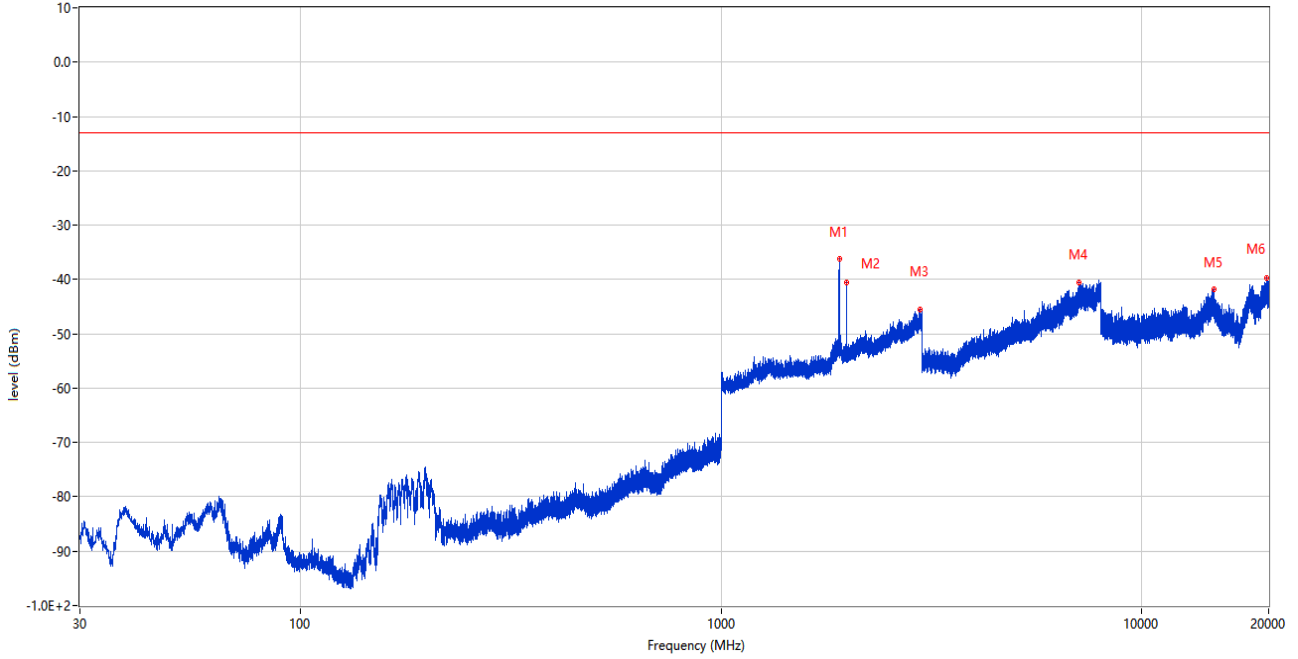
Frequency (MHz)	Result (dBm)	Factor (dB)	Limit (dBm)	Margin (dB)	Table (o)	ANT	EUT	Verdict
1909.500	-32.13	2.49	-13.0	19.13	133.00	Horizontal	Horizontal	N/A
1989.000	-26.84	1.44	-13.0	13.84	235.00	Horizontal	Horizontal	N/A
2964.000	-45.36	10.12	-13.0	32.36	1.00	Horizontal	Horizontal	Pass
7975.000	-39.37	15.09	-13.0	26.37	198.00	Horizontal	Horizontal	Pass
14647.326	-42.40	17.55	-13.0	29.40	169.00	Horizontal	Horizontal	Pass
18254.926	-40.25	15.54	-13.0	27.25	360.00	Horizontal	Horizontal	Pass

RSE (RF) \_FCC PART22&24&27\_CDMA BC1 & WCDMA Band 2 & LTE Band 2 & 25 \_1830-1920\_30MHz-20GHz



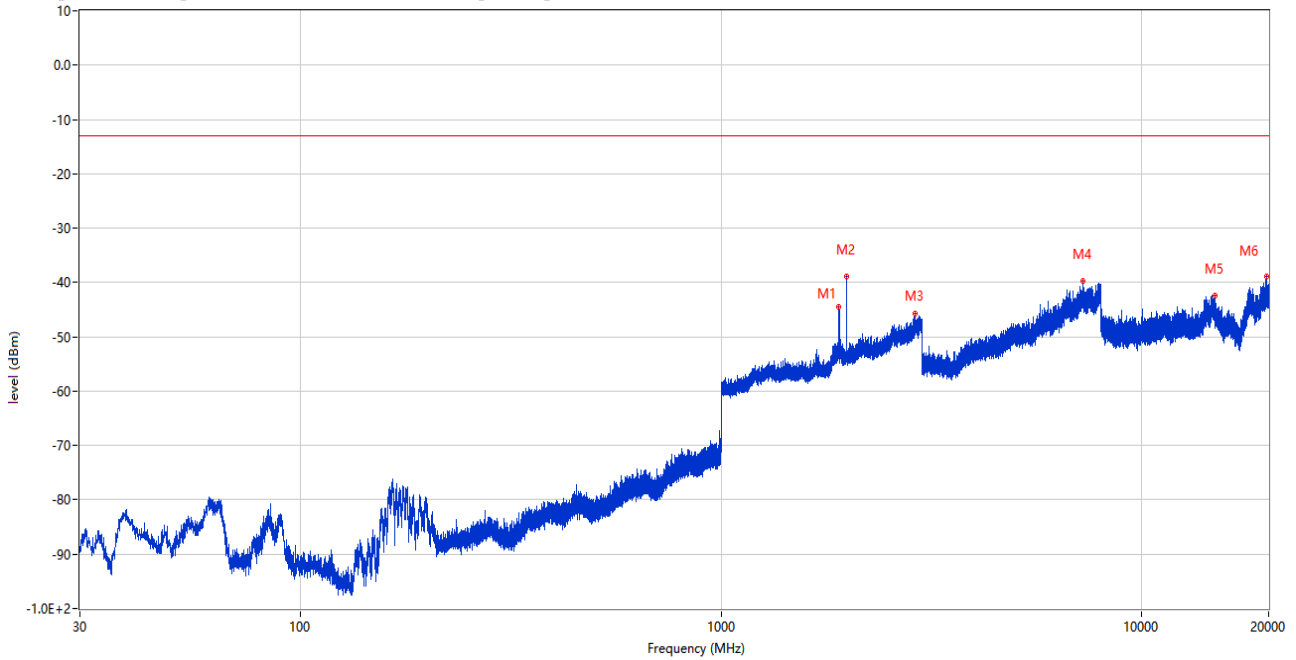
Frequency (MHz)	Result (dBm)	Factor (dB)	Limit (dBm)	Margin (dB)	Table (o)	ANT	EUT	Verdict
1909.100	-31.69	2.49	-13.0	18.69	136.00	Horizontal	Vertical	N/A
1989.200	-27.79	1.45	-13.0	14.79	228.00	Horizontal	Vertical	N/A
2999.800	-44.47	9.26	-13.0	31.47	3.00	Horizontal	Vertical	Pass
7978.750	-39.79	15.09	-13.0	26.79	0.00	Horizontal	Vertical	Pass
14676.325	-42.06	16.47	-13.0	29.06	235.00	Horizontal	Vertical	Pass
19454.800	-39.89	15.64	-13.0	26.89	0.00	Horizontal	Vertical	Pass

RSE (RF) \_FCC PART22&24&27\_CDMA BC1 & WCDMA Band 2 & LTE Band 2 & 25 \_1830-1920\_30MHz-20GHz



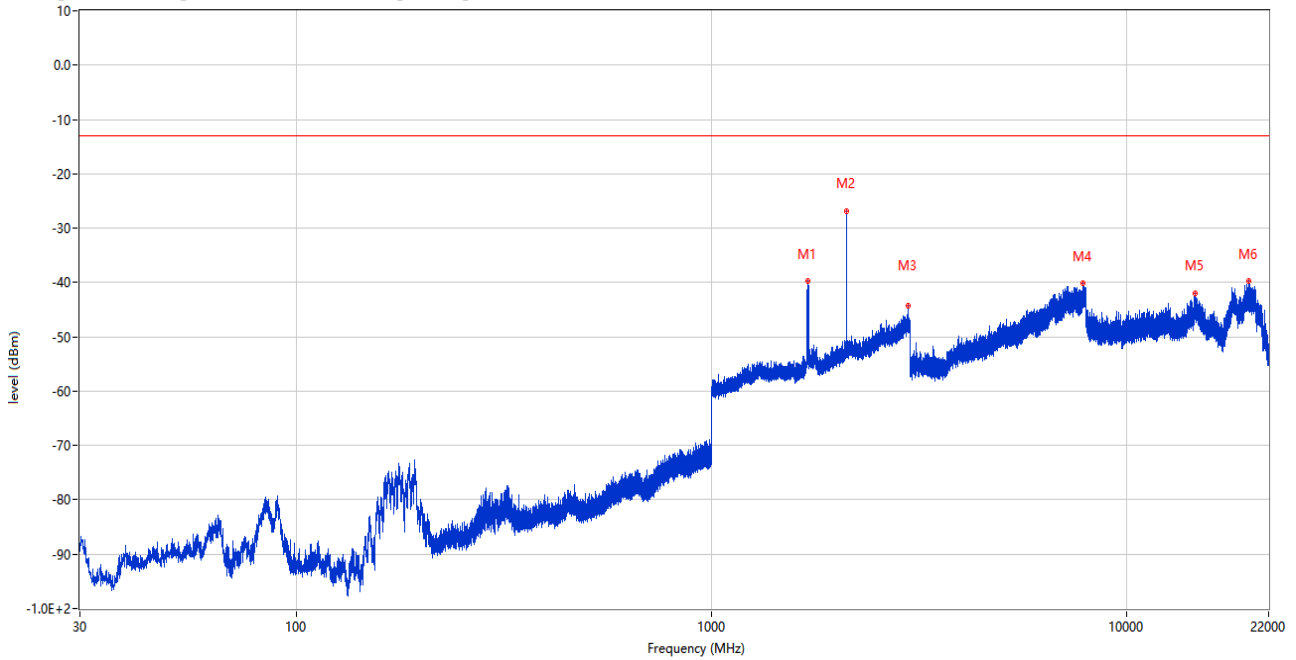
Frequency (MHz)	Result (dBm)	Factor (dB)	Limit (dBm)	Margin (dB)	Table (o)	ANT	EUT	Verdict
1909.600	-36.20	2.49	-13.0	23.20	45.00	Vertical	Vertical	N/A
1987.900	-40.54	1.22	-13.0	27.54	35.00	Vertical	Vertical	N/A
2964.200	-45.43	10.09	-13.0	32.43	1.00	Vertical	Vertical	Pass
7090.500	-40.45	13.31	-13.0	27.45	351.00	Vertical	Vertical	Pass
14818.425	-41.78	17.09	-13.0	28.78	3.00	Vertical	Vertical	Pass
19784.675	-39.63	15.67	-13.0	26.63	307.00	Vertical	Vertical	Pass

RSE (RF) \_FCC PART22&24&27\_CDMA BC1 & WCDMA Band 2 & LTE Band 2 & 25 \_1830-1920\_30MHz-20GHz



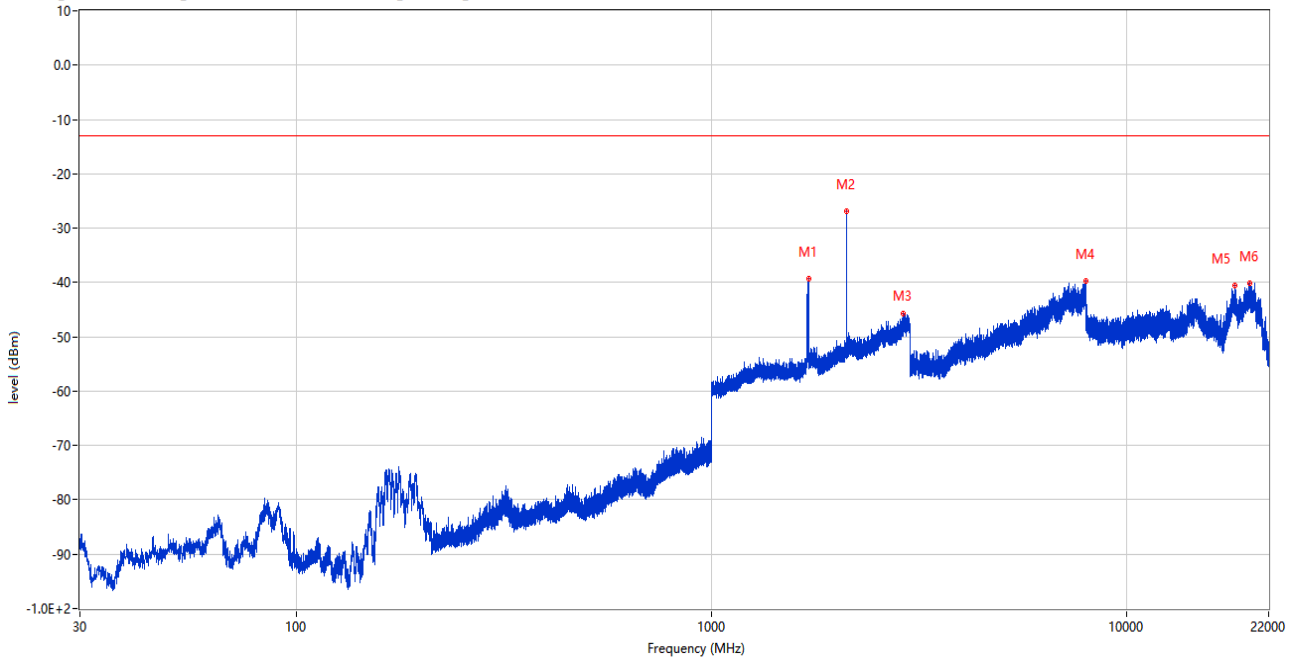
Frequency (MHz)	Result (dBm)	Factor (dB)	Limit (dBm)	Margin (dB)	Table (o)	ANT	EUT	Verdict
1907.800	-44.51	2.48	-13.0	31.51	73.00	Vertical	Horizontal	N/A
1988.200	-38.85	1.20	-13.0	25.85	145.00	Vertical	Horizontal	N/A
2897.900	-45.74	8.61	-13.0	32.74	3.00	Vertical	Horizontal	Pass
7242.500	-39.81	14.77	-13.0	26.81	340.00	Vertical	Horizontal	Pass
14884.400	-42.39	14.37	-13.0	29.39	258.00	Vertical	Horizontal	Pass
19804.975	-38.90	15.67	-13.0	25.90	104.00	Vertical	Horizontal	Pass

RSE (RF) \_FCC PART22&24&27\_WCDMA Band 4 & LTE Band 4 & 66\_1710-1785\_30MHz-20GHz



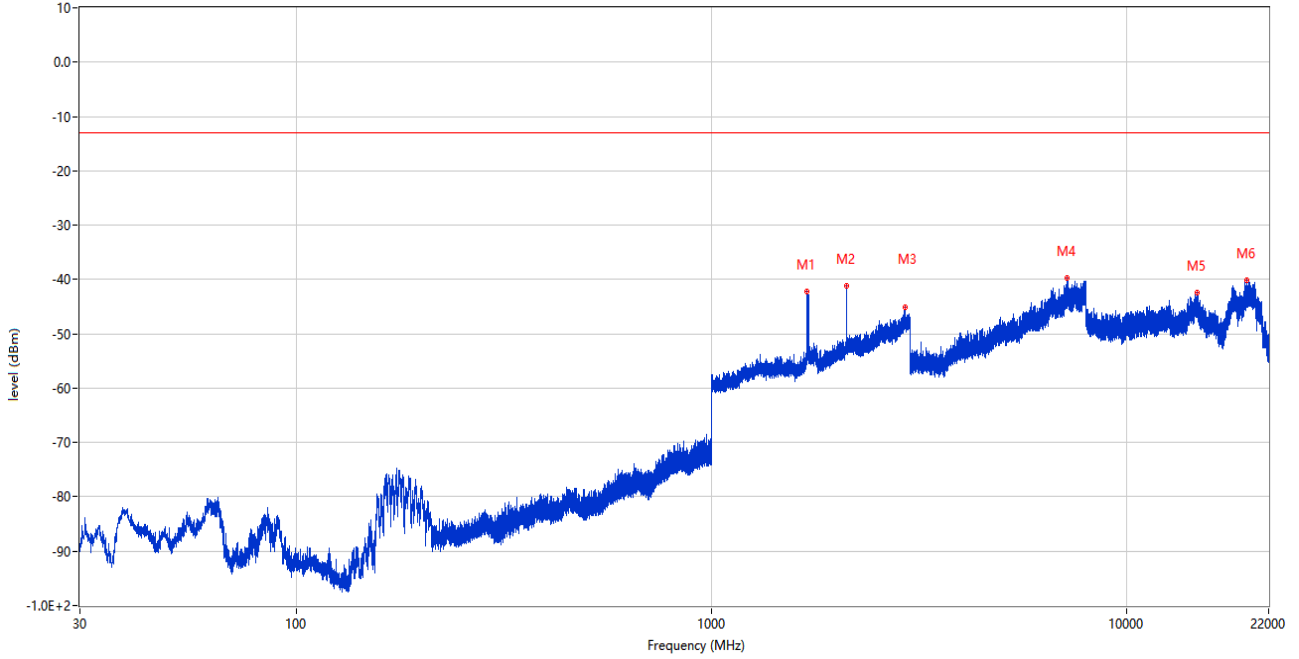
Frequency (MHz)	Result (dBm)	Factor (dB)	Limit (dBm)	Margin (dB)	Table (o)	ANT	EUT	Verdict
1701.300	-39.79	0.95	-13.0	26.79	199.00	Horizontal	Horizontal	N/A
2113.600	-26.80	2.37	-13.0	13.80	218.00	Horizontal	Horizontal	N/A
2976.600	-44.31	9.12	-13.0	31.31	359.00	Horizontal	Horizontal	Pass
7840.500	-40.23	14.89	-13.0	27.23	156.00	Horizontal	Horizontal	Pass
14636.537	-41.91	17.14	-13.0	28.91	61.00	Horizontal	Horizontal	Pass
19671.775	-39.78	15.66	-13.0	26.78	36.00	Horizontal	Horizontal	Pass

RSE (RF) \_FCC PART22&24&27\_WCDMA Band 4 & LTE Band 4 & 66\_1710-1785\_30MHz-20GHz



Frequency (MHz)	Result (dBm)	Factor (dB)	Limit (dBm)	Margin (dB)	Table (o)	ANT	EUT	Verdict
1711.900	-39.38	0.96	-13.0	26.38	167.00	Horizontal	Vertical	N/A
2112.000	-26.90	2.53	-13.0	13.90	225.00	Horizontal	Vertical	N/A
2901.500	-45.77	8.42	-13.0	32.77	1.00	Horizontal	Vertical	Pass
7983.750	-39.76	14.87	-13.0	26.76	360.00	Horizontal	Vertical	Pass
18235.251	-40.62	15.54	-13.0	27.62	276.00	Horizontal	Vertical	Pass
19767.974	-40.12	15.67	-13.0	27.12	307.00	Horizontal	Vertical	Pass

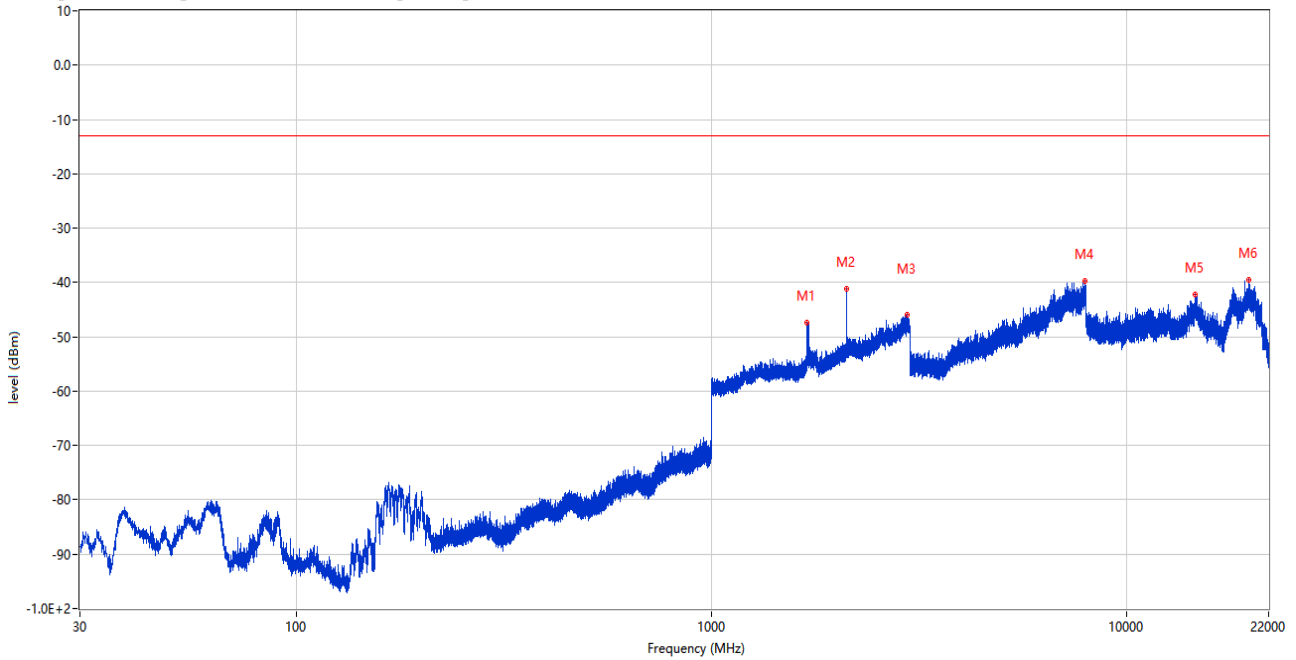
RSE (RF) \_FCC PART22&24&27\_WCDMA Band 4 & LTE Band 4 & 66 \_1710-1785\_30MHz-20GHz



Frequency (MHz)	Result (dBm)	Factor (dB)	Limit (dBm)	Margin (dB)	Table (o)	ANT	EUT	Verdict
1700.100	-42.16	0.95	-13.0	29.16	33.00	Vertical	Vertical	N/A
2112.800	-41.14	2.43	-13.0	28.14	146.00	Vertical	Vertical	N/A
2919.300	-45.19	8.73	-13.0	32.19	360.00	Vertical	Vertical	Pass
7171.250	-39.82	14.19	-13.0	26.82	1.00	Vertical	Vertical	Pass
14818.300	-42.43	17.09	-13.0	29.43	318.00	Vertical	Vertical	Pass
19462.726	-40.17	15.64	-13.0	27.17	0.00	Vertical	Vertical	Pass

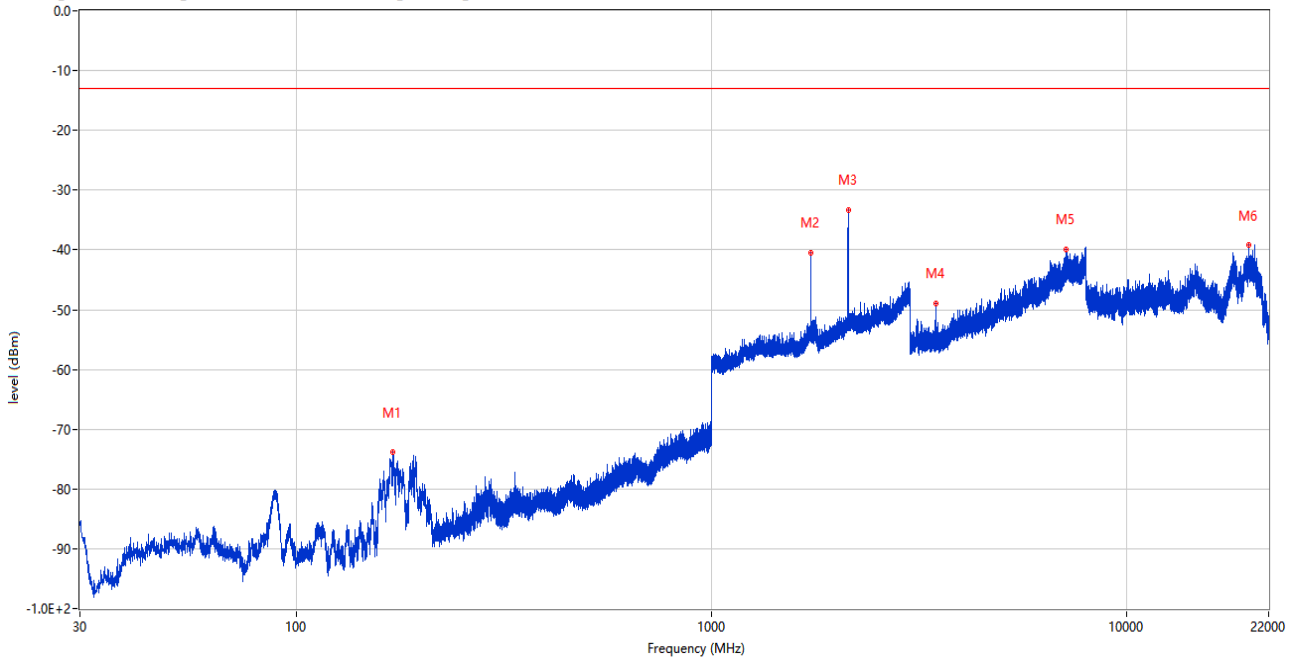


RSE (RF) \_FCC PART22&24&27\_WCDMA Band 4 & LTE Band 4 & 66\_1710-1785\_30MHz-20GHz



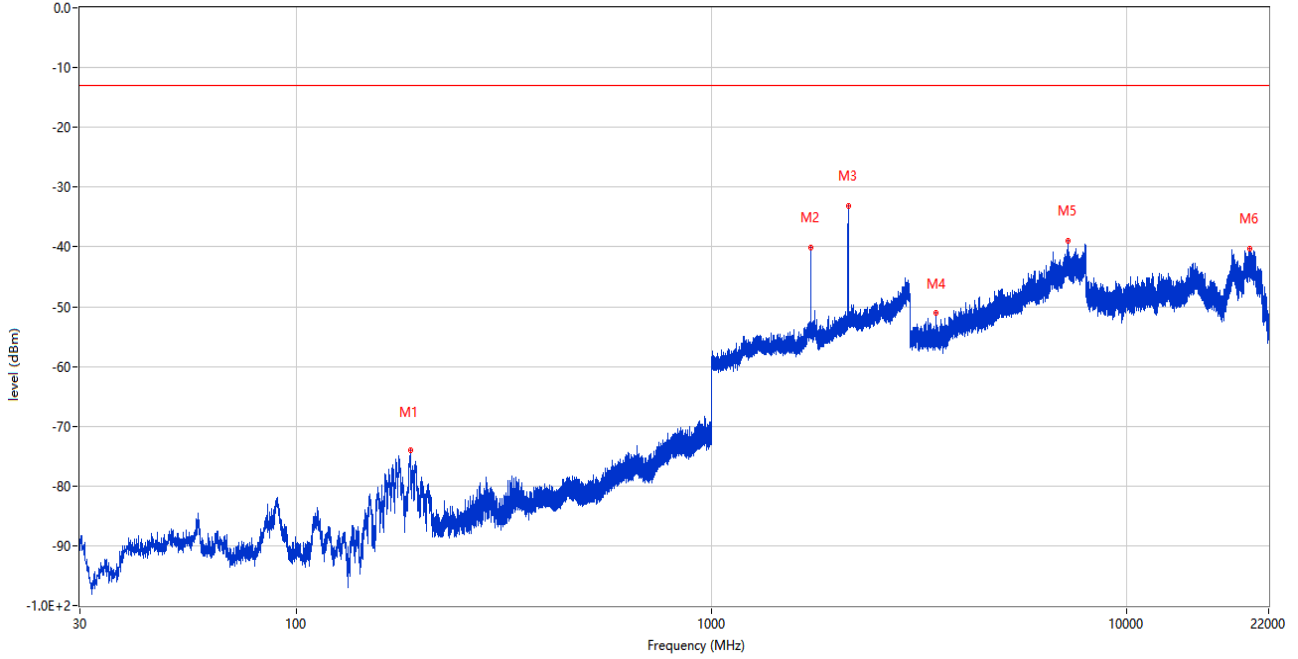
Frequency (MHz)	Result (dBm)	Factor (dB)	Limit (dBm)	Margin (dB)	Table (o)	ANT	EUT	Verdict
1700.300	-47.38	0.95	-13.0	34.38	119.00	Vertical	Horizontal	N/A
2113.600	-41.14	2.37	-13.0	28.14	302.00	Vertical	Horizontal	N/A
2955.500	-45.94	10.02	-13.0	32.94	1.00	Vertical	Horizontal	Pass
7944.500	-39.80	15.44	-13.0	26.80	360.00	Vertical	Horizontal	Pass
14652.262	-42.19	17.54	-13.0	29.19	5.00	Vertical	Horizontal	Pass
19740.226	-39.49	15.66	-13.0	26.49	283.00	Vertical	Horizontal	Pass

RSE (RF) \_FCC PART22&24&27\_WCDMA Band 4 & LTE Band 4 & 66\_1710-1785\_30MHz-20GHz



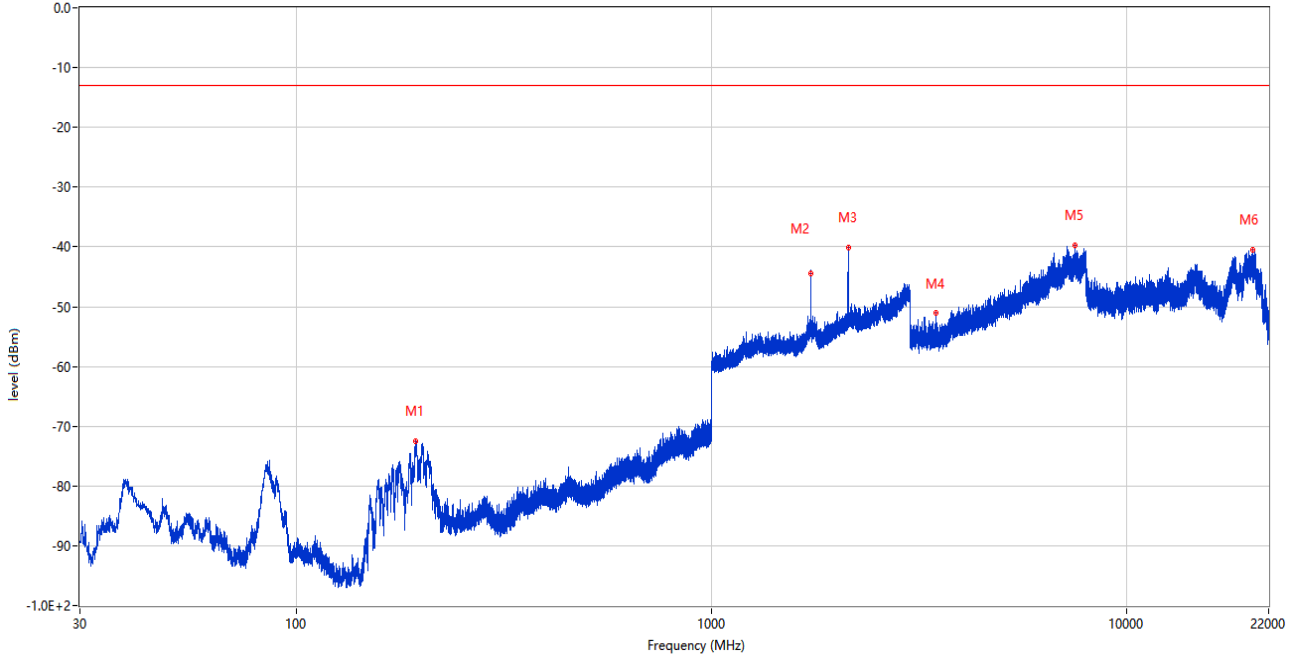
Frequency (MHz)	Result (dBm)	Factor (dB)	Limit (dBm)	Margin (dB)	Table (o)	ANT	EUT	Verdict
170.602	-73.74	-18.14	-13.0	60.74	266.00	Horizontal	Horizontal	Pass
1732.100	-40.44	0.97	-13.0	27.44	331.00	Horizontal	Horizontal	N/A
2132.200	-33.26	2.67	-13.0	20.26	229.00	Horizontal	Horizontal	N/A
3467.750	-48.92	4.09	-13.0	35.92	319.00	Horizontal	Horizontal	Pass
7157.500	-39.87	14.04	-13.0	26.87	75.00	Horizontal	Horizontal	Pass
19756.413	-39.24	15.67	-13.0	26.24	104.00	Horizontal	Horizontal	Pass

RSE (RF) \_FCC PART22&24&27\_WCDMA Band 4 & LTE Band 4 & 66\_1710-1785\_30MHz-20GHz



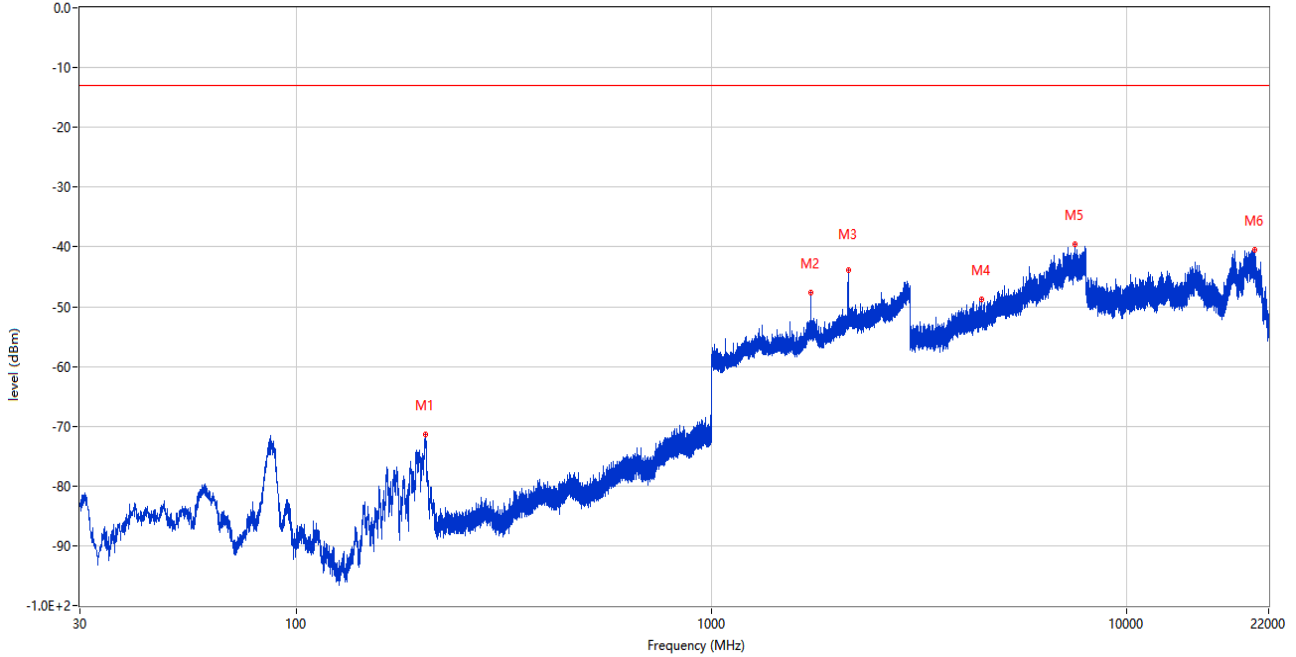
Frequency (MHz)	Result (dBm)	Factor (dB)	Limit (dBm)	Margin (dB)	Table (o)	ANT	EUT	Verdict
188.207	-73.94	-16.27	-13.0	60.94	278.00	Horizontal	Vertical	Pass
1731.800	-40.15	0.97	-13.0	27.15	171.00	Horizontal	Vertical	N/A
2133.900	-33.11	2.69	-13.0	20.11	228.00	Horizontal	Vertical	N/A
3464.250	-51.07	3.96	-13.0	38.07	306.00	Horizontal	Vertical	Pass
7242.250	-38.94	14.74	-13.0	25.94	251.00	Horizontal	Vertical	Pass
19792.026	-40.22	15.67	-13.0	27.22	0.00	Horizontal	Vertical	Pass

RSE (RF) \_FCC PART22&24&27\_WCDMA Band 4 & LTE Band 4 & 66\_1710-1785\_30MHz-20GHz



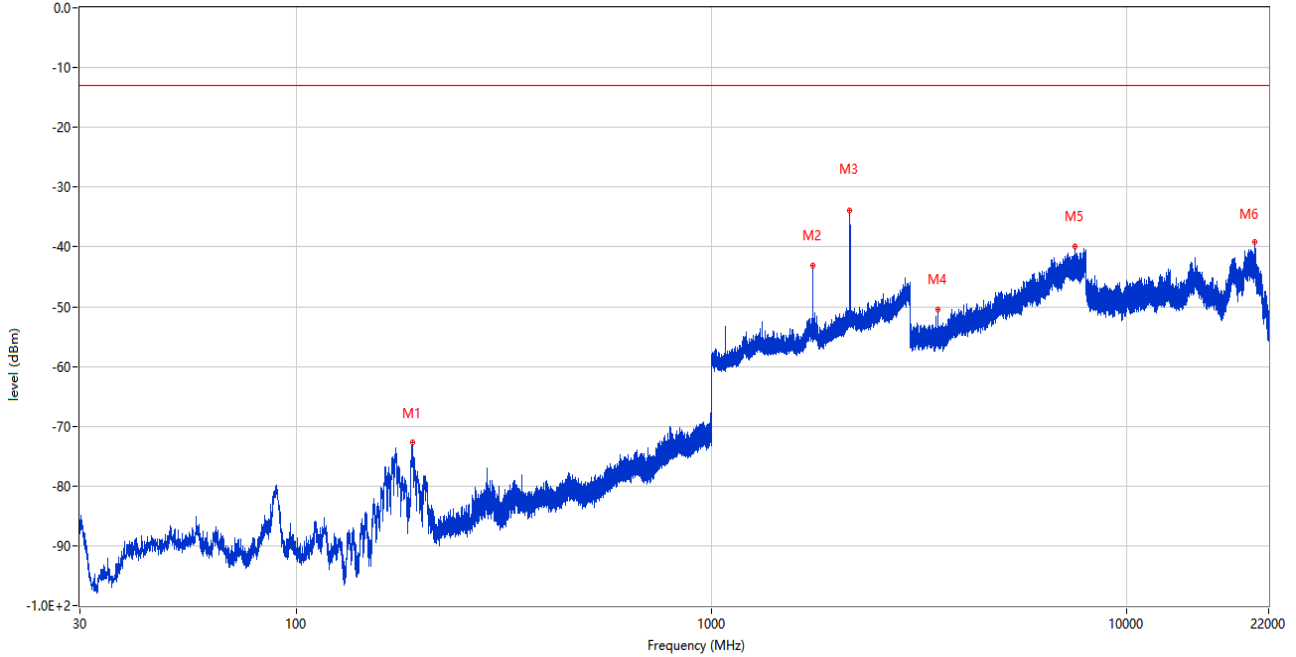
Frequency (MHz)	Result (dBm)	Factor (dB)	Limit (dBm)	Margin (dB)	Table (o)	ANT	EUT	Verdict
193.251	-72.49	-16.18	-13.0	59.49	1.00	Vertical	Vertical	Pass
1732.000	-44.85	0.97	-13.0	31.85	49.00	Vertical	Vertical	N/A
2134.300	-40.40	2.72	-13.0	27.40	0.00	Vertical	Vertical	N/A
3467.750	-51.12	4.09	-13.0	38.12	181.00	Vertical	Vertical	Pass
7521.500	-39.67	14.52	-13.0	26.67	106.00	Vertical	Vertical	Pass
20112.538	-40.43	15.70	-13.0	27.43	250.00	Vertical	Vertical	Pass

RSE (RF) \_FCC PART22&24&27\_WCDMA Band 4 & LTE Band 4 & 66\_1710-1785\_30MHz-20GHz



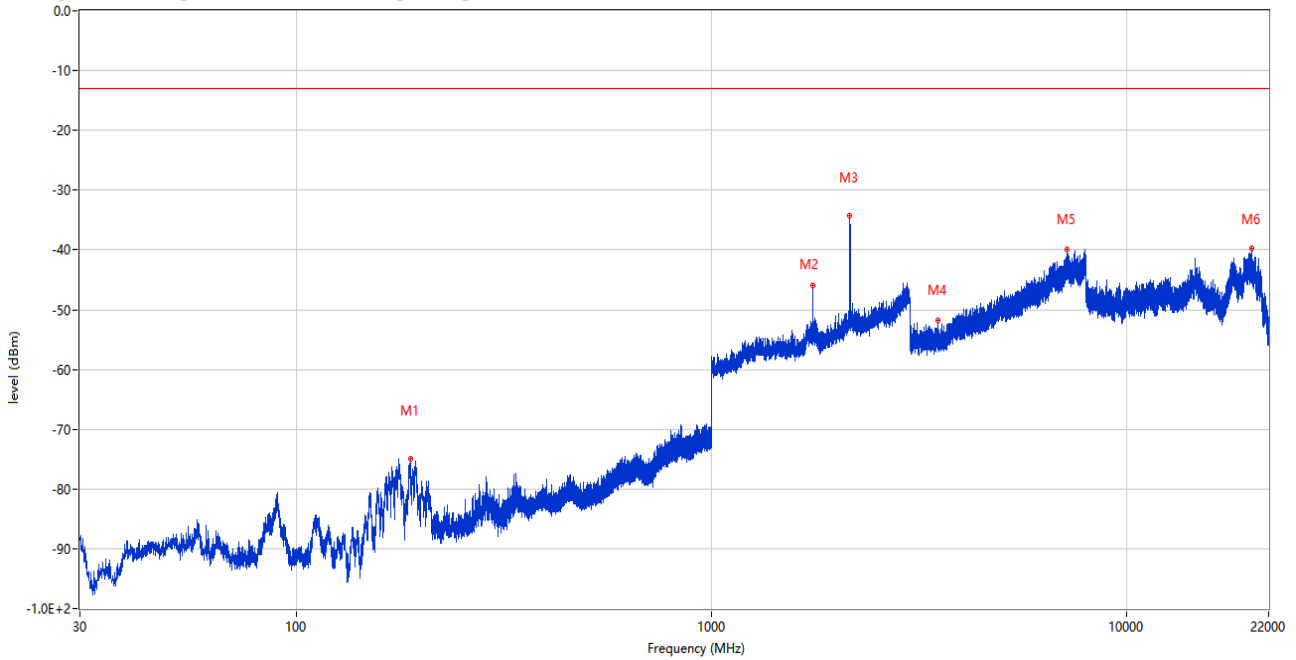
Frequency (MHz)	Result (dBm)	Factor (dB)	Limit (dBm)	Margin (dB)	Table (o)	ANT	EUT	Verdict
204.164	-71.44	-15.76	-13.0	58.44	87.00	Vertical	Horizontal	Pass
1732.600	-47.71	0.97	-13.0	34.71	270.00	Vertical	Horizontal	N/A
2132.100	-43.96	2.66	-13.0	30.96	104.00	Vertical	Horizontal	N/A
4485.500	-48.81	7.97	-13.0	35.81	27.00	Vertical	Horizontal	Pass
7510.000	-39.57	14.24	-13.0	26.57	298.00	Vertical	Horizontal	Pass
20395.588	-40.53	15.72	-13.0	27.53	161.00	Vertical	Horizontal	Pass

RSE (RF) \_FCC PART22&24&27\_WCDMA Band 4 & LTE Band 4 & 66\_1710-1785\_30MHz-20GHz



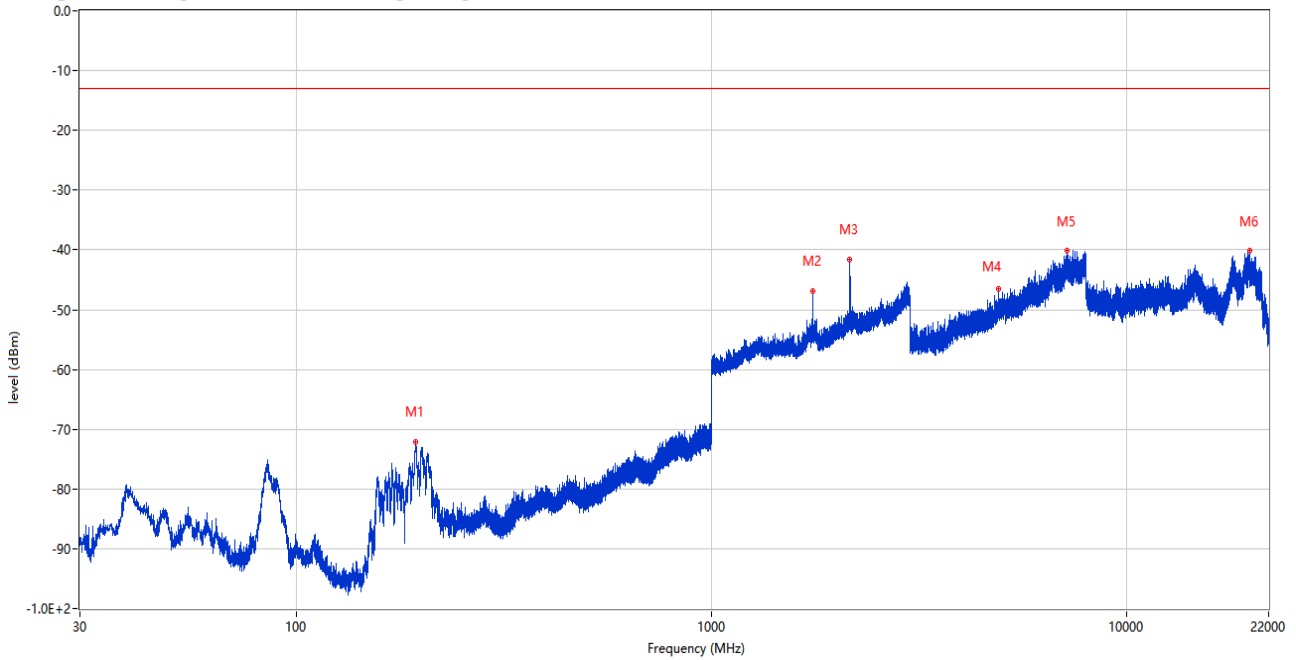
Frequency (MHz)	Result (dBm)	Factor (dB)	Limit (dBm)	Margin (dB)	Table (o)	ANT	EUT	Verdict
190.195	-72.76	-15.89	-13.0	59.76	281.00	Horizontal	Horizontal	Pass
1753.000	-43.14	1.01	-13.0	30.14	163.00	Horizontal	Horizontal	N/A
2153.100	-33.90	3.12	-13.0	20.90	232.00	Horizontal	Horizontal	N/A
3508.250	-50.51	4.17	-13.0	37.51	226.00	Horizontal	Horizontal	Pass
7519.500	-39.85	14.60	-13.0	26.85	16.00	Horizontal	Horizontal	Pass
20390.963	-39.10	15.72	-13.0	26.10	229.00	Horizontal	Horizontal	Pass

RSE (RF) \_FCC PART22&24&27\_WCDMA Band 4 & LTE Band 4 & 66\_1710-1785\_30MHz-20GHz



Frequency (MHz)	Result (dBm)	Factor (dB)	Limit (dBm)	Margin (dB)	Table (o)	ANT	EUT	Verdict
187.625	-74.92	-16.37	-13.0	61.92	265.00	Horizontal	Vertical	Pass
1753.200	-46.00	1.01	-13.0	33.00	146.00	Horizontal	Vertical	N/A
2152.000	-34.36	3.04	-13.0	21.36	239.00	Horizontal	Vertical	N/A
3508.000	-51.73	4.17	-13.0	38.73	290.00	Horizontal	Vertical	Pass
7205.500	-39.84	14.31	-13.0	26.84	235.00	Horizontal	Vertical	Pass
20056.113	-39.77	15.69	-13.0	26.77	99.00	Horizontal	Vertical	Pass

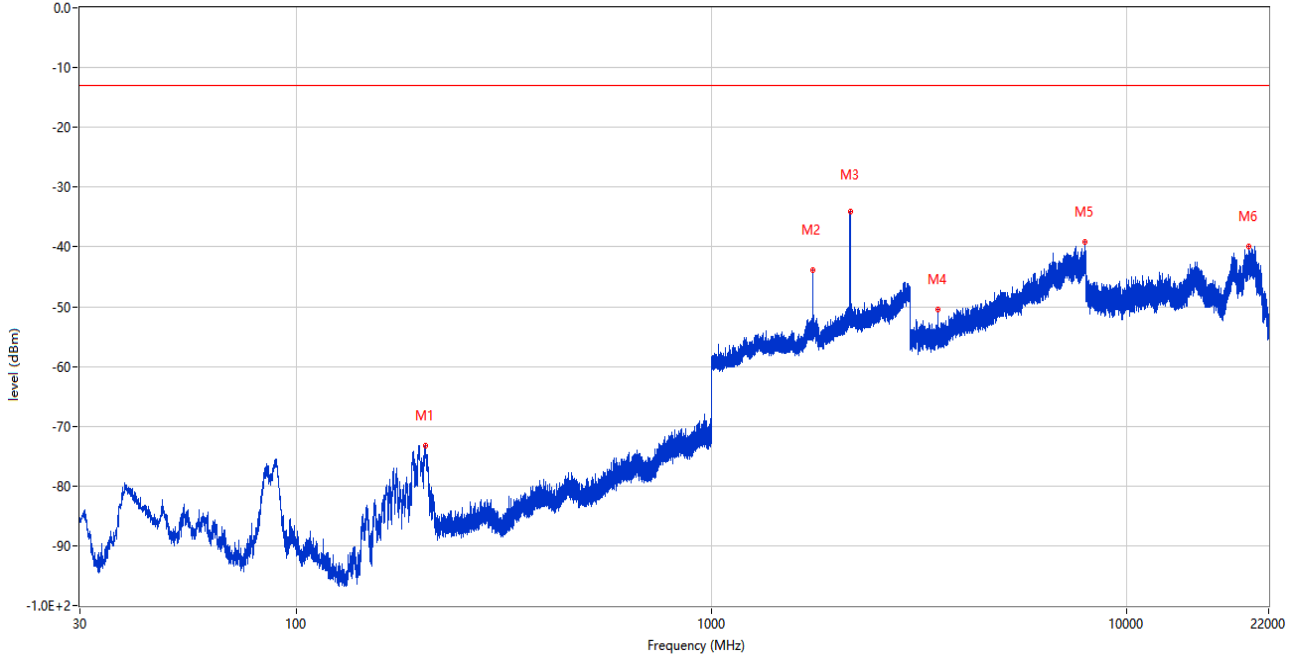
RSE (RF) \_FCC PART22&24&27\_WCDMA Band 4 & LTE Band 4 & 66\_1710-1785\_30MHz-20GHz



Frequency (MHz)	Result (dBm)	Factor (dB)	Limit (dBm)	Margin (dB)	Table (o)	ANT	EUT	Verdict
192.912	-72.07	-16.17	-13.0	59.07	2.00	Vertical	Vertical	Pass
1753.000	-46.87	1.01	-13.0	33.87	241.00	Vertical	Vertical	N/A
2154.500	-41.54	3.08	-13.0	28.54	54.00	Vertical	Vertical	N/A
4902.250	-46.47	8.33	-13.0	33.47	239.00	Vertical	Vertical	Pass
7205.500	-40.17	14.31	-13.0	27.17	90.00	Vertical	Vertical	Pass
19771.677	-40.18	15.67	-13.0	27.18	187.00	Vertical	Vertical	Pass

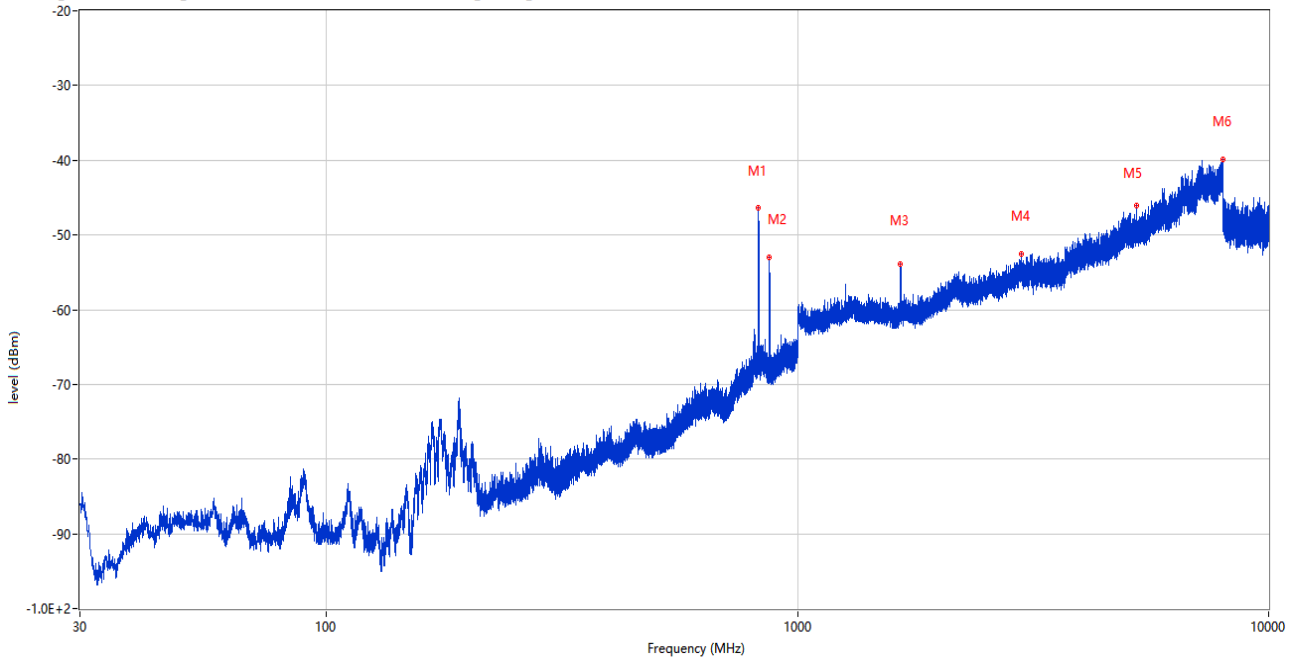


RSE (RF) \_FCC PART22&24&27\_WCDMA Band 4 & LTE Band 4 & 66 \_1710-1785\_30MHz-20GHz



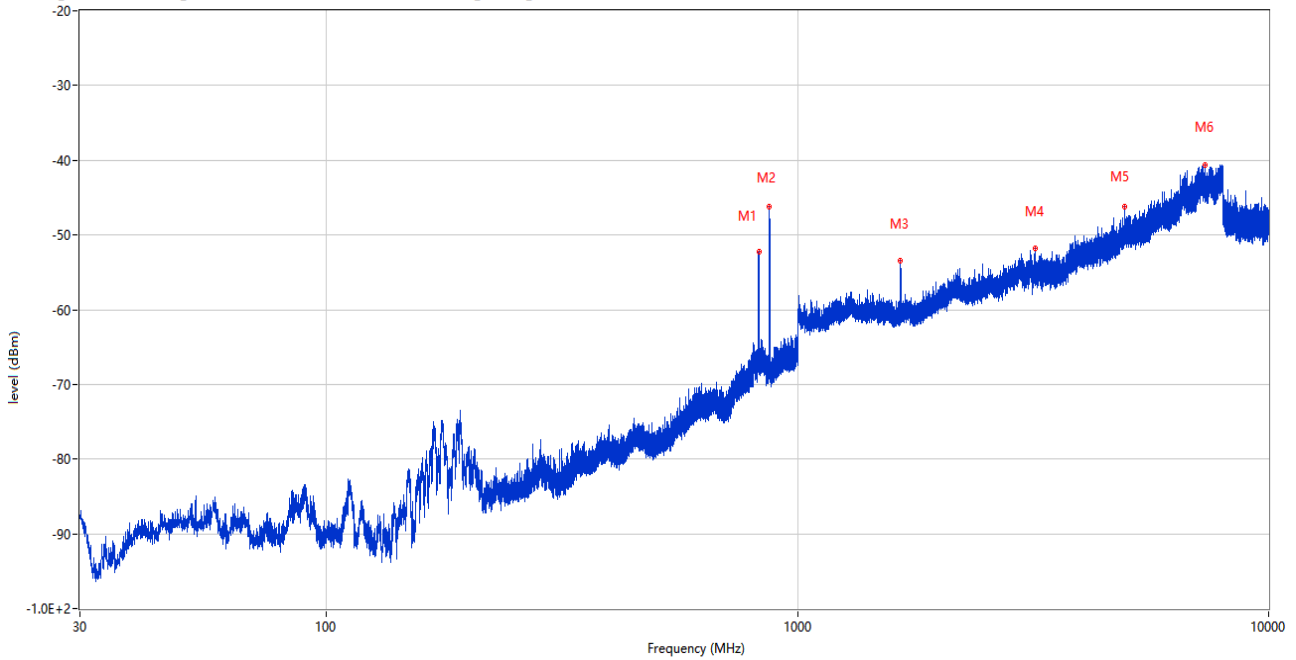
Frequency (MHz)	Result (dBm)	Factor (dB)	Limit (dBm)	Margin (dB)	Table (o)	ANT	EUT	Verdict
203.678	-73.24	-15.91	-13.0	60.24	94.00	Vertical	Horizontal	Pass
1753.000	-43.89	1.01	-13.0	30.89	331.00	Vertical	Horizontal	N/A
2155.100	-34.03	3.10	-13.0	21.03	235.00	Vertical	Horizontal	N/A
3508.500	-50.46	4.17	-13.0	37.46	325.00	Vertical	Horizontal	Pass
7946.750	-39.20	15.45	-13.0	26.20	135.00	Vertical	Horizontal	Pass
19695.825	-39.91	15.66	-13.0	26.91	139.00	Vertical	Horizontal	Pass

RSE (RF) \_FCC PART22&24&27\_CDMA BC0 & WCDMA Band5 & LTE Band 5 & 26\_814-849\_30MHz-10GHz



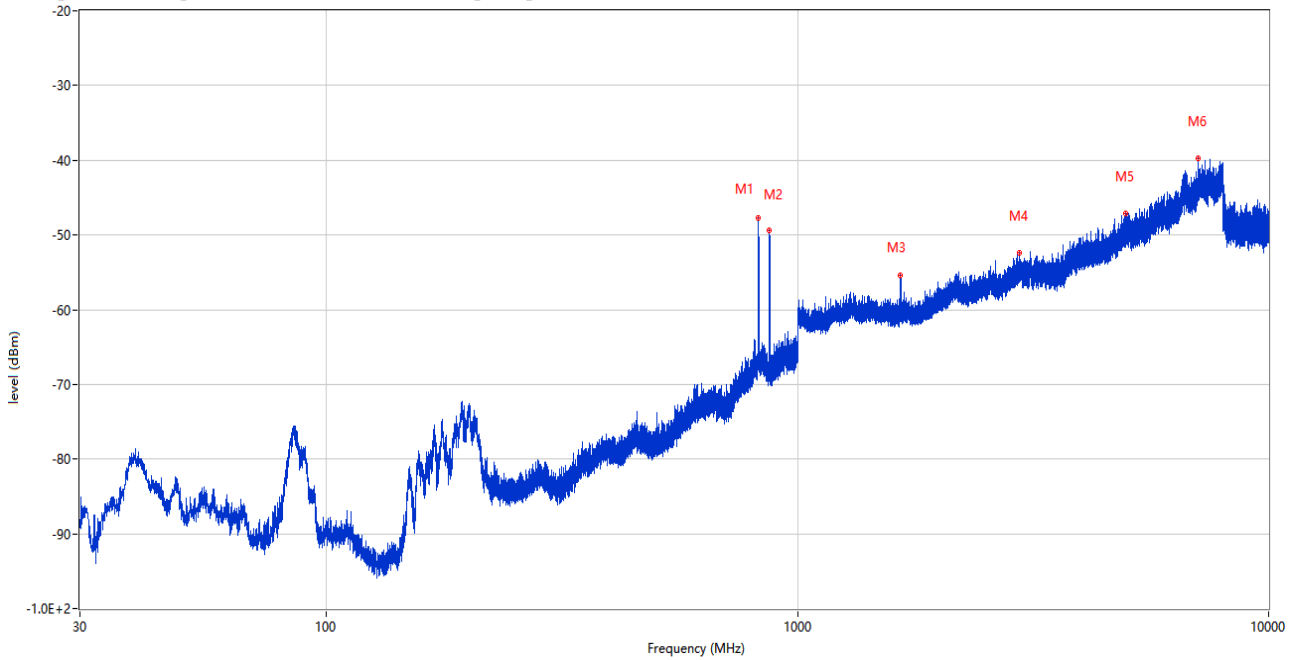
Frequency (MHz)	Result (dBm)	Factor (dB)	Limit (dBm)	Margin (dB)	Table (o)	ANT	EUT	Verdict
824.769	-46.34	5.56	-13.0	33.34	330.00	Horizontal	Horizontal	N/A
870.699	-53.04	4.01	-13.0	40.04	175.00	Horizontal	Horizontal	N/A
1655.200	-53.92	-5.54	-13.0	40.92	174.00	Horizontal	Horizontal	Pass
2980.500	-52.48	1.77	-13.0	39.48	127.00	Horizontal	Horizontal	Pass
5244.000	-46.06	8.57	-13.0	33.06	154.00	Horizontal	Horizontal	Pass
7997.000	-39.83	14.75	-13.0	26.83	339.00	Horizontal	Horizontal	Pass

RSE (RF) \_FCC PART22&24&27\_CDMA BC0 & WCDMA Band5 & LTE Band 5 & 26 \_814-849\_30MHz-10GHz



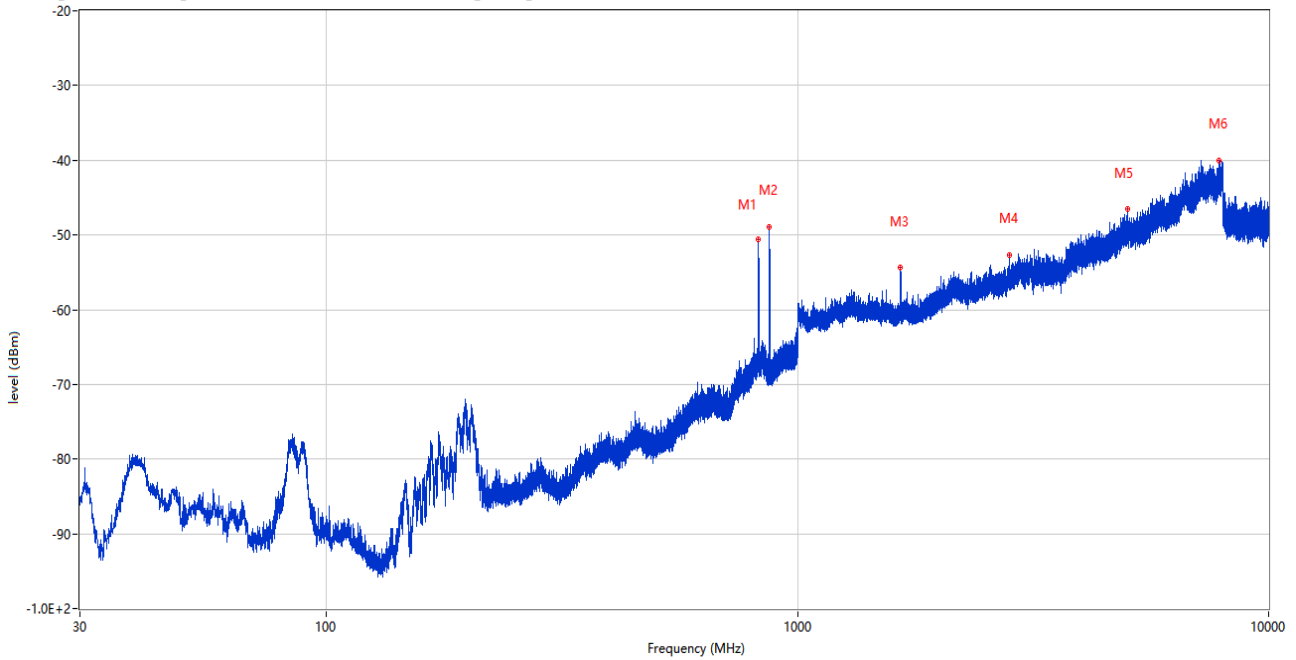
Frequency (MHz)	Result (dBm)	Factor (dB)	Limit (dBm)	Margin (dB)	Table (o)	ANT	EUT	Verdict
827.873	-52.17	5.68	-13.0	39.17	167.00	Horizontal	Vertical	N/A
871.184	-46.14	3.96	-13.0	33.14	320.00	Horizontal	Vertical	N/A
1654.900	-53.51	-5.55	-13.0	40.51	165.00	Horizontal	Vertical	Pass
3192.500	-51.79	3.68	-13.0	38.79	291.00	Horizontal	Vertical	Pass
4948.750	-46.25	8.76	-13.0	33.25	116.00	Horizontal	Vertical	Pass
7325.250	-40.57	14.36	-13.0	27.57	199.00	Horizontal	Vertical	Pass

RSE (RF) \_FCC PART22&24&27\_CDMA BC0 & WCDMA Band5 & LTE Band 5 & 26\_814-849\_30MHz-10GHz



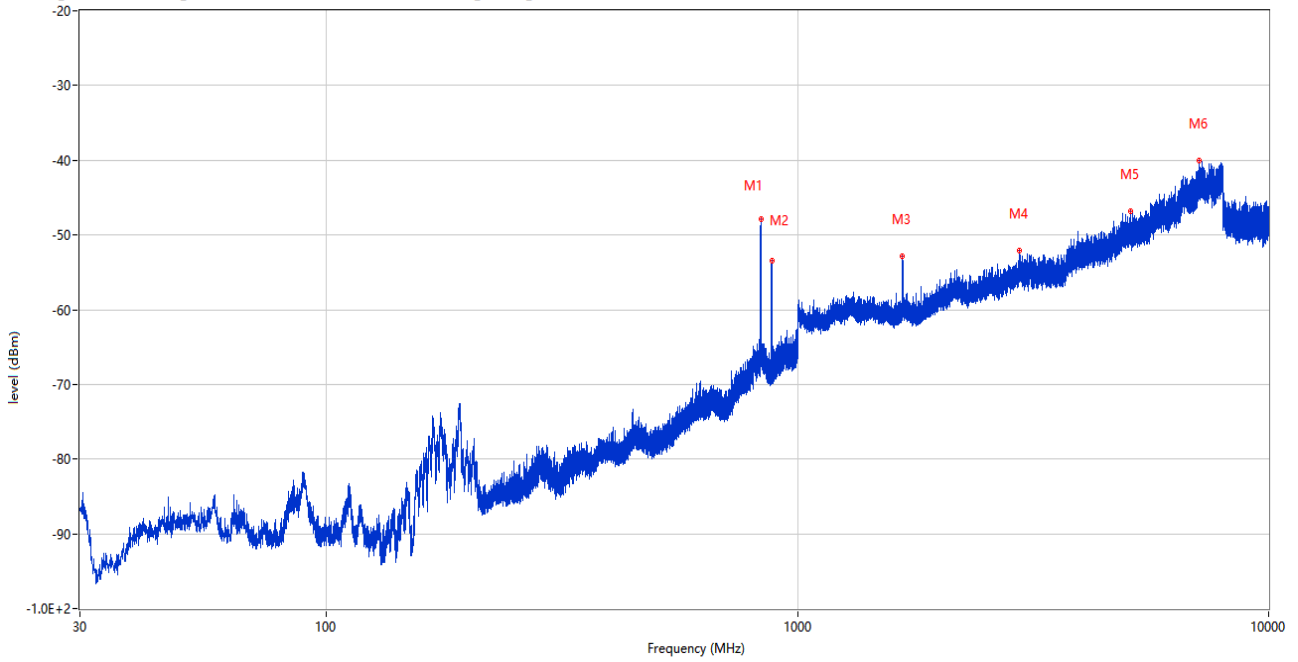
Frequency (MHz)	Result (dBm)	Factor (dB)	Limit (dBm)	Margin (dB)	Table (o)	ANT	EUT	Verdict
825.885	-47.79	5.60	-13.0	34.79	175.00	Vertical	Vertical	N/A
869.826	-49.41	4.10	-13.0	36.41	179.00	Vertical	Vertical	N/A
1656.100	-55.41	-5.68	-13.0	42.41	250.00	Vertical	Vertical	Pass
2960.900	-52.39	2.80	-13.0	39.39	286.00	Vertical	Vertical	Pass
4965.500	-47.14	8.75	-13.0	34.14	48.00	Vertical	Vertical	Pass
7080.250	-39.70	13.50	-13.0	26.70	326.00	Vertical	Vertical	Pass

RSE (RF) \_FCC PART22&24&27\_CDMA BC0 & WCDMA Band5 & LTE Band 5 & 26\_814-849\_30MHz-10GHz



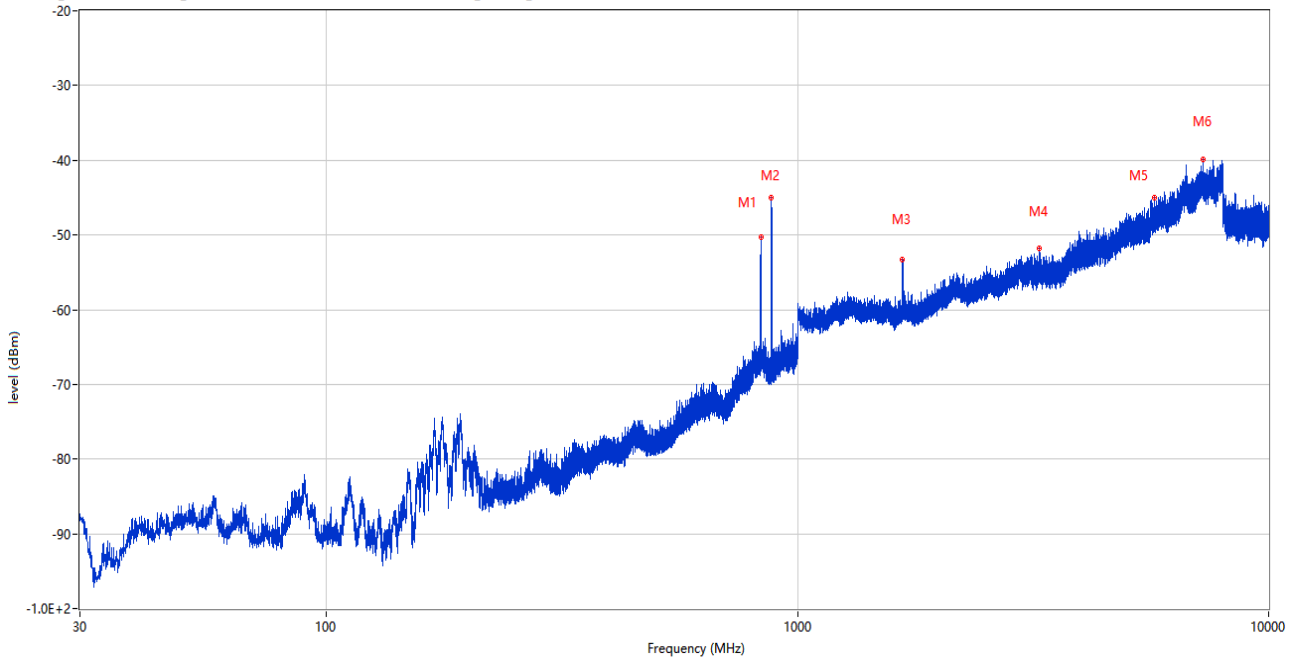
Frequency (MHz)	Result (dBm)	Factor (dB)	Limit (dBm)	Margin (dB)	Table (o)	ANT	EUT	Verdict
825.255	-50.64	5.58	-13.0	37.64	232.00	Vertical	Horizontal	N/A
870.505	-48.95	4.03	-13.0	35.95	56.00	Vertical	Horizontal	N/A
1655.900	-54.36	-5.71	-13.0	41.36	180.00	Vertical	Horizontal	Pass
2819.900	-52.69	0.72	-13.0	39.69	222.00	Vertical	Horizontal	Pass
5031.750	-46.55	8.77	-13.0	33.55	194.00	Vertical	Horizontal	Pass
7849.000	-40.00	14.73	-13.0	27.00	9.00	Vertical	Horizontal	Pass

RSE (RF) \_FCC PART22&24&27\_CDMA BC0 & WCDMA Band5 & LTE Band 5 & 26\_814-849\_30MHz-10GHz



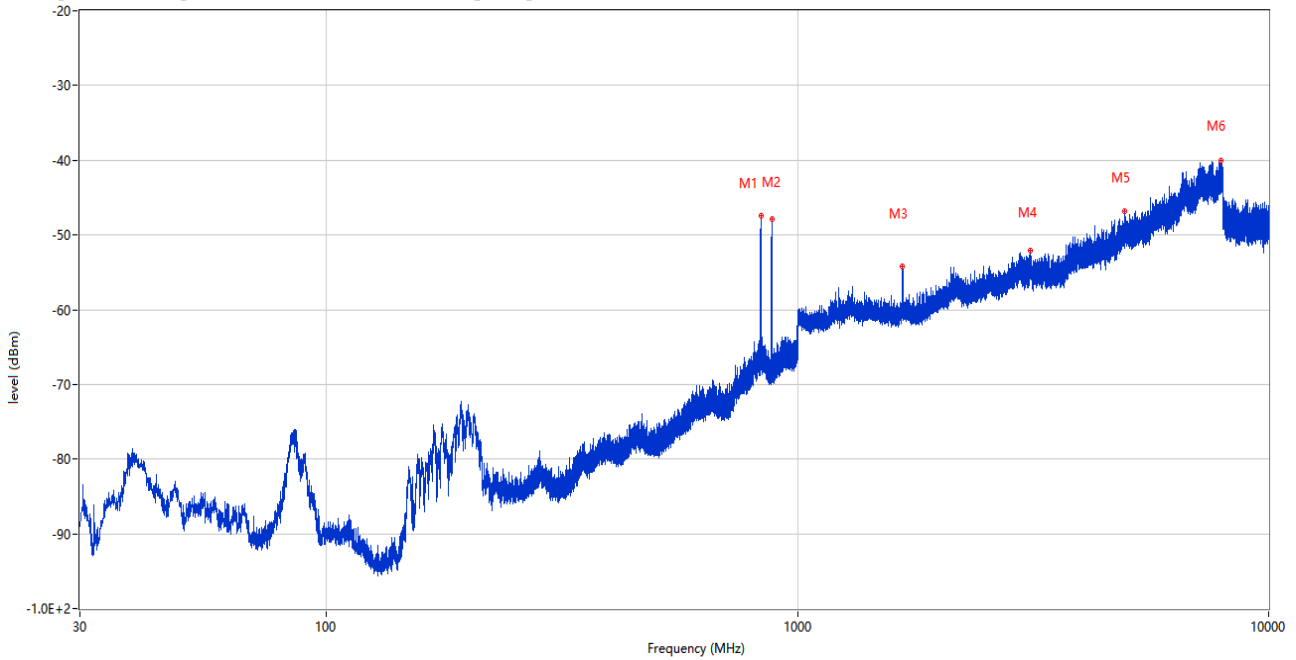
Frequency (MHz)	Result (dBm)	Factor (dB)	Limit (dBm)	Margin (dB)	Table (o)	ANT	EUT	Verdict
836.943	-47.84	6.03	-13.0	34.84	337.00	Horizontal	Horizontal	N/A
882.921	-53.52	4.03	-13.0	40.52	170.00	Horizontal	Horizontal	N/A
1672.100	-52.91	-5.45	-13.0	39.91	208.00	Horizontal	Horizontal	Pass
2964.800	-52.12	2.74	-13.0	39.12	147.00	Horizontal	Horizontal	Pass
5087.250	-46.82	9.35	-13.0	33.82	113.00	Horizontal	Horizontal	Pass
7104.500	-40.11	13.46	-13.0	27.11	81.00	Horizontal	Horizontal	Pass

RSE (RF) \_FCC PART22&24&27\_CDMA BC0 & WCDMA Band5 & LTE Band 5 & 26\_814-849\_30MHz-10GHz



Frequency (MHz)	Result (dBm)	Factor (dB)	Limit (dBm)	Margin (dB)	Table (o)	ANT	EUT	Verdict
837.089	-50.27	6.03	-13.0	37.27	174.00	Horizontal	Vertical	N/A
879.962	-45.08	4.06	-13.0	32.08	313.00	Horizontal	Vertical	N/A
1671.900	-53.27	-5.44	-13.0	40.27	175.00	Horizontal	Vertical	Pass
3267.250	-51.83	4.13	-13.0	38.83	102.00	Horizontal	Vertical	Pass
5726.250	-44.96	9.91	-13.0	31.96	253.00	Horizontal	Vertical	Pass
7245.250	-39.83	14.69	-13.0	26.83	139.00	Horizontal	Vertical	Pass

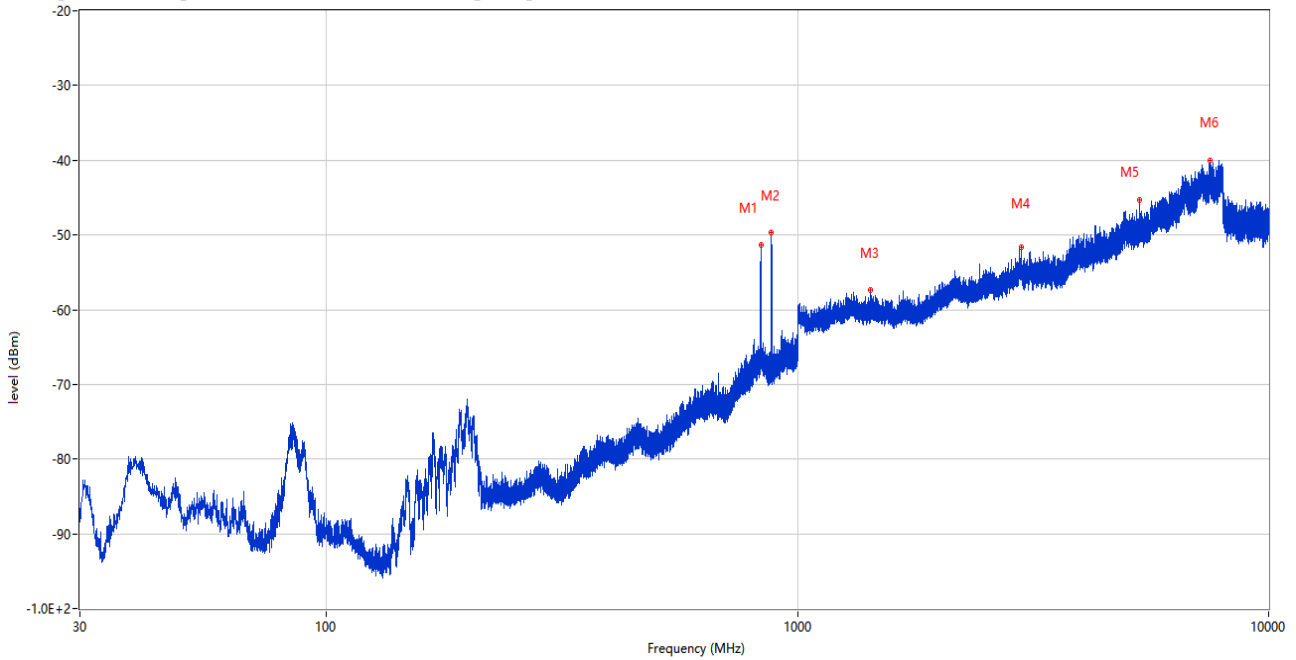
RSE (RF) \_FCC PART22&24&27\_CDMA BC0 & WCDMA Band5 & LTE Band 5 & 26\_814-849\_30MHz-10GHz



Frequency (MHz)	Result (dBm)	Factor (dB)	Limit (dBm)	Margin (dB)	Table (o)	ANT	EUT	Verdict
836.652	-47.42	6.02	-13.0	34.42	167.00	Vertical	Vertical	N/A
881.466	-47.89	4.05	-13.0	34.89	222.00	Vertical	Vertical	N/A
1671.300	-54.18	-5.41	-13.0	41.18	253.00	Vertical	Vertical	Pass
3118.250	-52.02	4.49	-13.0	39.02	315.00	Vertical	Vertical	Pass
4945.500	-46.88	8.59	-13.0	33.88	0.00	Vertical	Vertical	Pass
7923.500	-40.11	15.03	-13.0	27.11	112.00	Vertical	Vertical	Pass

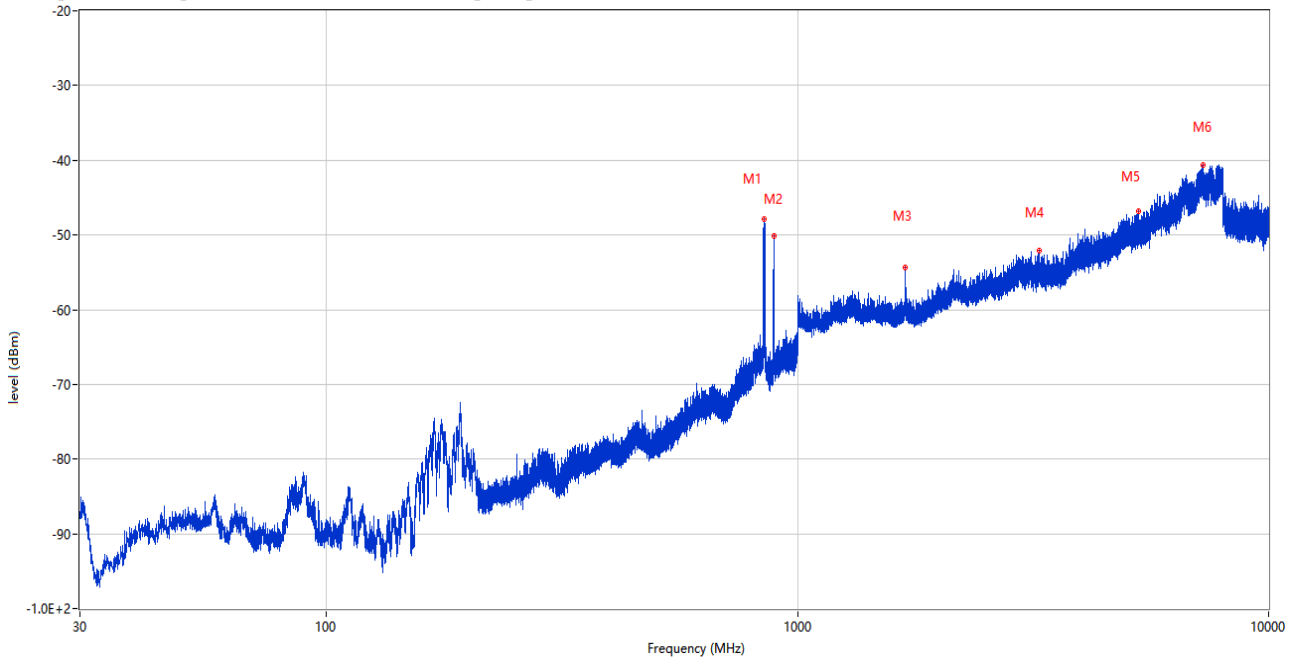


RSE (RF) \_FCC PART22&24&27\_CDMA BC0 & WCDMA Band5 & LTE Band 5 & 26\_814-849\_30MHz-10GHz



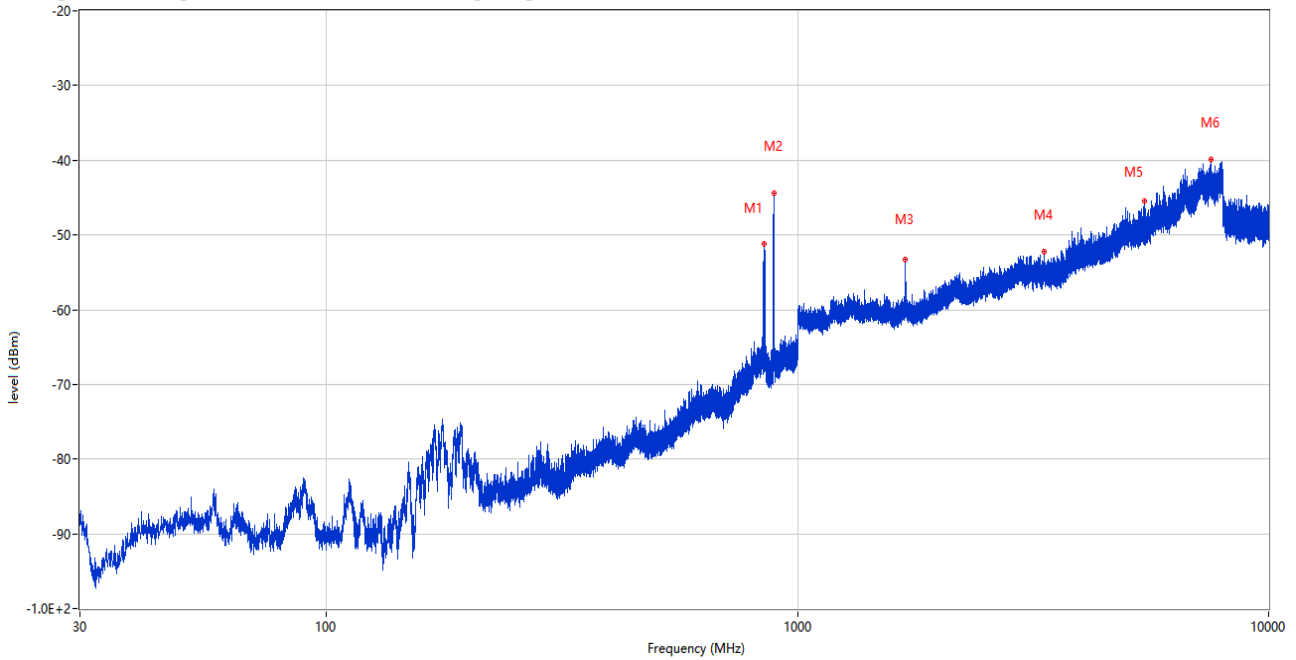
Frequency (MHz)	Result (dBm)	Factor (dB)	Limit (dBm)	Margin (dB)	Table (o)	ANT	EUT	Verdict
837.089	-51.35	6.03	-13.0	38.35	336.00	Vertical	Horizontal	N/A
880.205	-49.72	4.06	-13.0	36.72	45.00	Vertical	Horizontal	N/A
1428.700	-57.42	-5.29	-13.0	44.42	142.00	Vertical	Horizontal	Pass
2981.000	-51.69	1.78	-13.0	38.69	118.00	Vertical	Horizontal	Pass
5330.250	-45.34	7.99	-13.0	32.34	47.00	Vertical	Horizontal	Pass
7515.000	-39.98	14.53	-13.0	26.98	15.00	Vertical	Horizontal	Pass

RSE (RF) \_FCC PART22&24&27\_CDMA BC0 & WCDMA Band5 & LTE Band 5 & 26\_814-849\_30MHz-10GHz



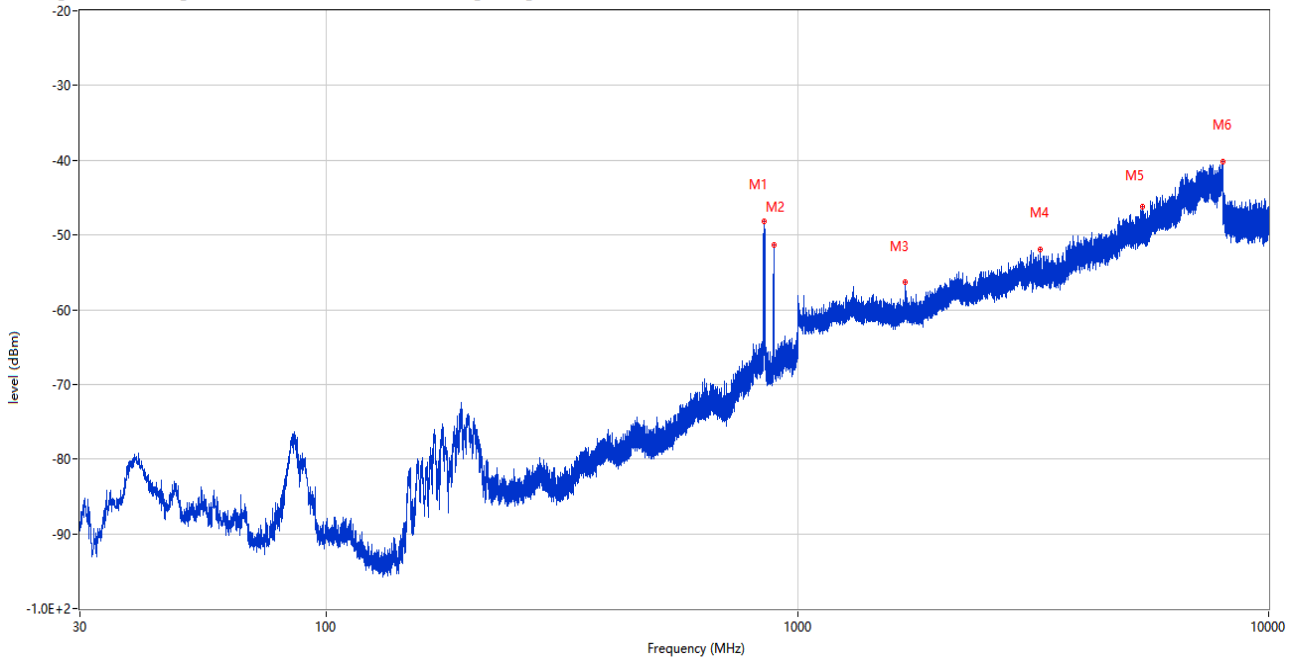
Frequency (MHz)	Result (dBm)	Factor (dB)	Limit (dBm)	Margin (dB)	Table (o)	ANT	EUT	Verdict
851.445	-47.91	5.71	-13.0	34.91	350.00	Horizontal	Horizontal	N/A
892.864	-50.07	4.90	-13.0	37.07	298.00	Horizontal	Horizontal	N/A
1691.800	-54.41	-5.05	-13.0	41.41	142.00	Horizontal	Horizontal	Pass
3266.250	-52.14	4.14	-13.0	39.14	257.00	Horizontal	Horizontal	Pass
5303.000	-46.81	8.07	-13.0	33.81	100.00	Horizontal	Horizontal	Pass
7267.250	-40.57	14.03	-13.0	27.57	361.00	Horizontal	Horizontal	Pass

RSE (RF) \_FCC PART22&24&27\_CDMA BC0 & WCDMA Band5 & LTE Band 5 & 26\_814-849\_30MHz-10GHz



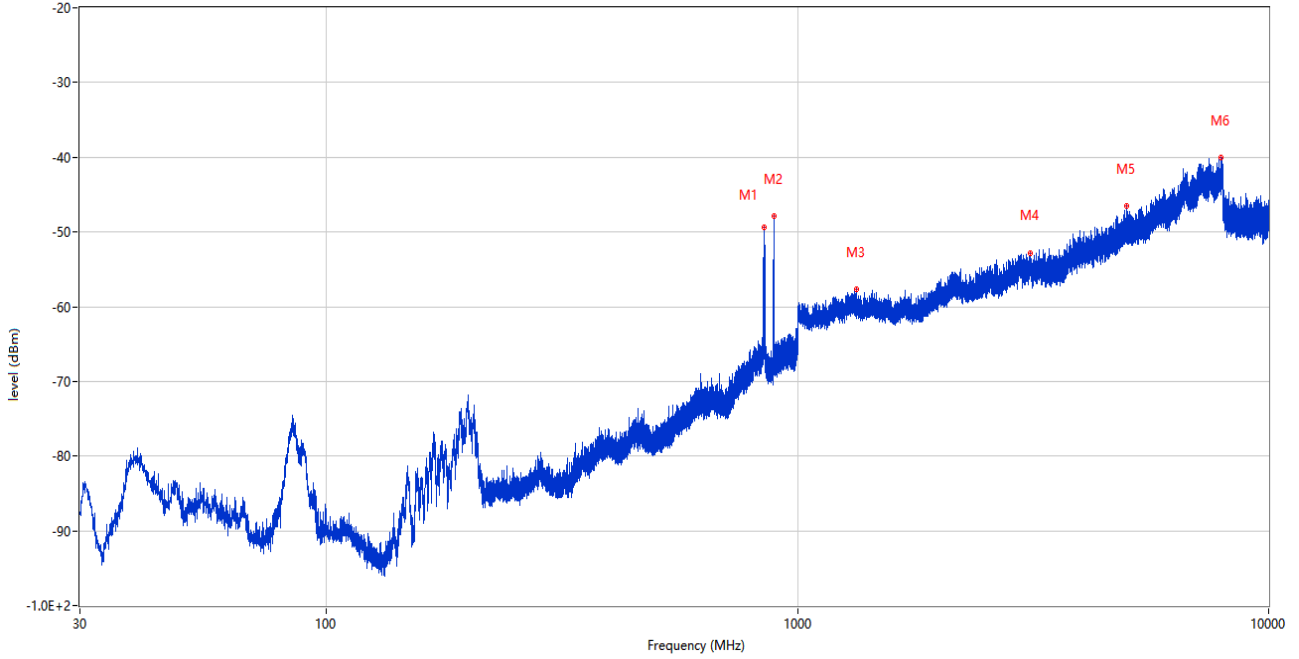
Frequency (MHz)	Result (dBm)	Factor (dB)	Limit (dBm)	Margin (dB)	Table (o)	ANT	EUT	Verdict
851.833	-51.15	5.69	-13.0	38.15	166.00	Horizontal	Vertical	N/A
892.621	-44.41	4.93	-13.0	31.41	318.00	Horizontal	Vertical	N/A
1692.200	-53.29	-5.00	-13.0	40.29	174.00	Horizontal	Vertical	Pass
3332.500	-52.31	4.84	-13.0	39.31	347.00	Horizontal	Vertical	Pass
5445.250	-45.49	8.85	-13.0	32.49	153.00	Horizontal	Vertical	Pass
7554.750	-39.87	13.61	-13.0	26.87	121.00	Horizontal	Vertical	Pass

RSE (RF) \_FCC PART22&24&27\_CDMA BC0 & WCDMA Band5 & LTE Band 5 & 26\_814-849\_30MHz-10GHz



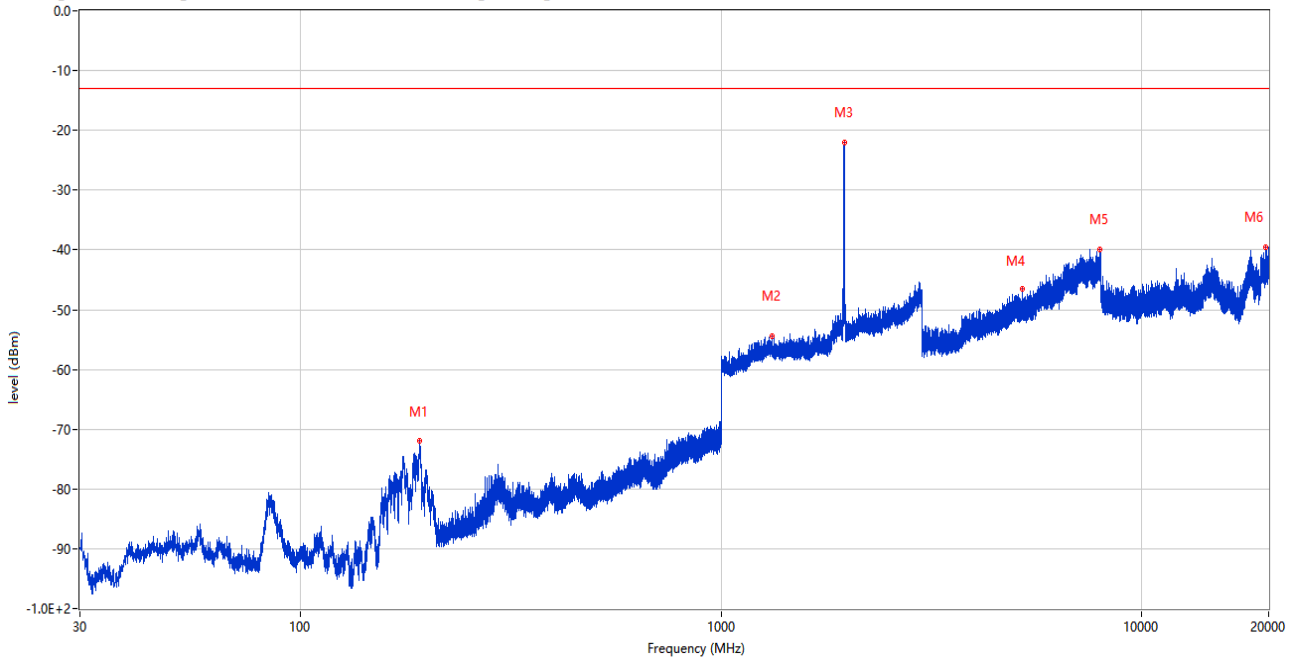
Frequency (MHz)	Result (dBm)	Factor (dB)	Limit (dBm)	Margin (dB)	Table (o)	ANT	EUT	Verdict
851.784	-48.11	5.69	-13.0	35.11	80.00	Vertical	Vertical	N/A
892.185	-51.38	4.84	-13.0	38.38	68.00	Vertical	Vertical	N/A
1693.400	-56.24	-5.04	-13.0	43.24	55.00	Vertical	Vertical	Pass
3276.000	-51.91	4.09	-13.0	38.91	63.00	Vertical	Vertical	Pass
5397.750	-46.17	8.50	-13.0	33.17	175.00	Vertical	Vertical	Pass
7984.250	-40.18	14.85	-13.0	27.18	194.00	Vertical	Vertical	Pass

RSE (RF) \_FCC PART22&24&27\_CDMA BC0 & WCDMA Band5 & LTE Band 5 & 26\_814-849\_30MHz-10GHz



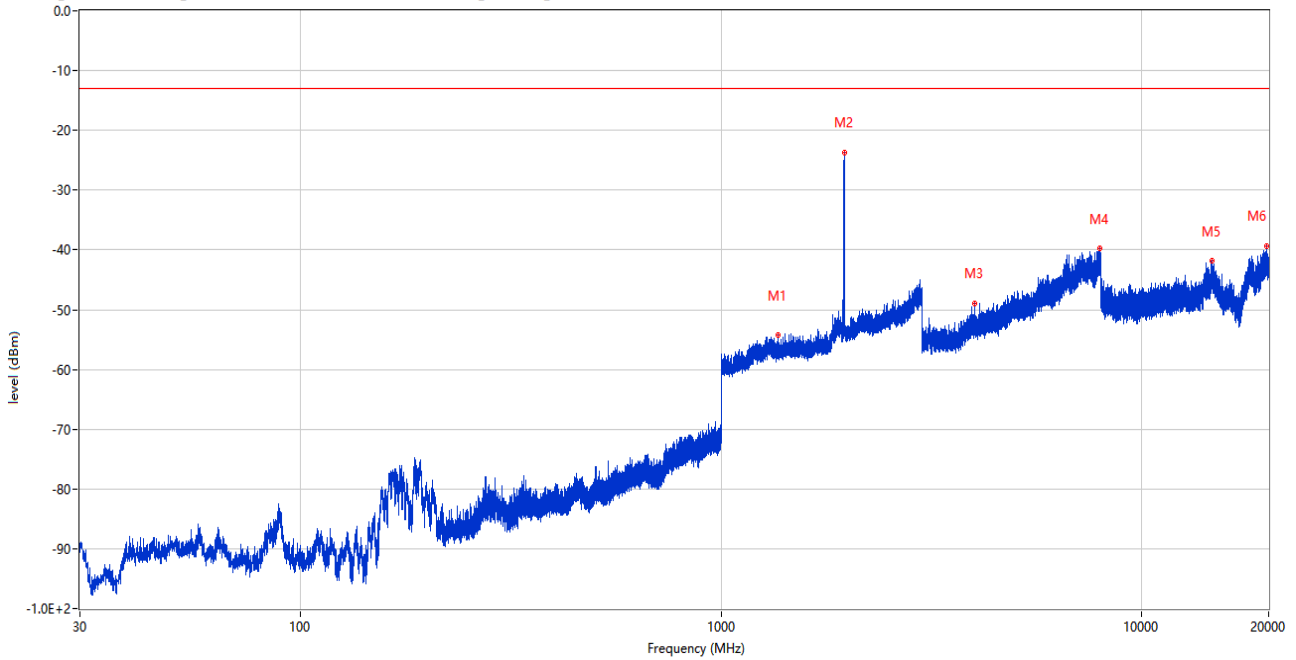
Frequency (MHz)	Result (dBm)	Factor (dB)	Limit (dBm)	Margin (dB)	Table (o)	ANT	EUT	Verdict
851.202	-49.40	5.72	-13.0	36.40	229.00	Vertical	Horizontal	N/A
892.815	-47.94	4.91	-13.0	34.94	41.00	Vertical	Horizontal	N/A
1335.600	-57.62	-5.31	-13.0	44.62	95.00	Vertical	Horizontal	Pass
3123.000	-52.79	4.43	-13.0	39.79	0.00	Vertical	Horizontal	Pass
5003.500	-46.47	8.56	-13.0	33.47	41.00	Vertical	Horizontal	Pass
7919.750	-40.00	14.93	-13.0	27.00	202.00	Vertical	Horizontal	Pass

RSE (RF) \_FCC PART22&24&27\_CDMA BC1 & WCDMA Band 2 & LTE Band 2 & 25 \_1830-1920\_30MHz-20GHz



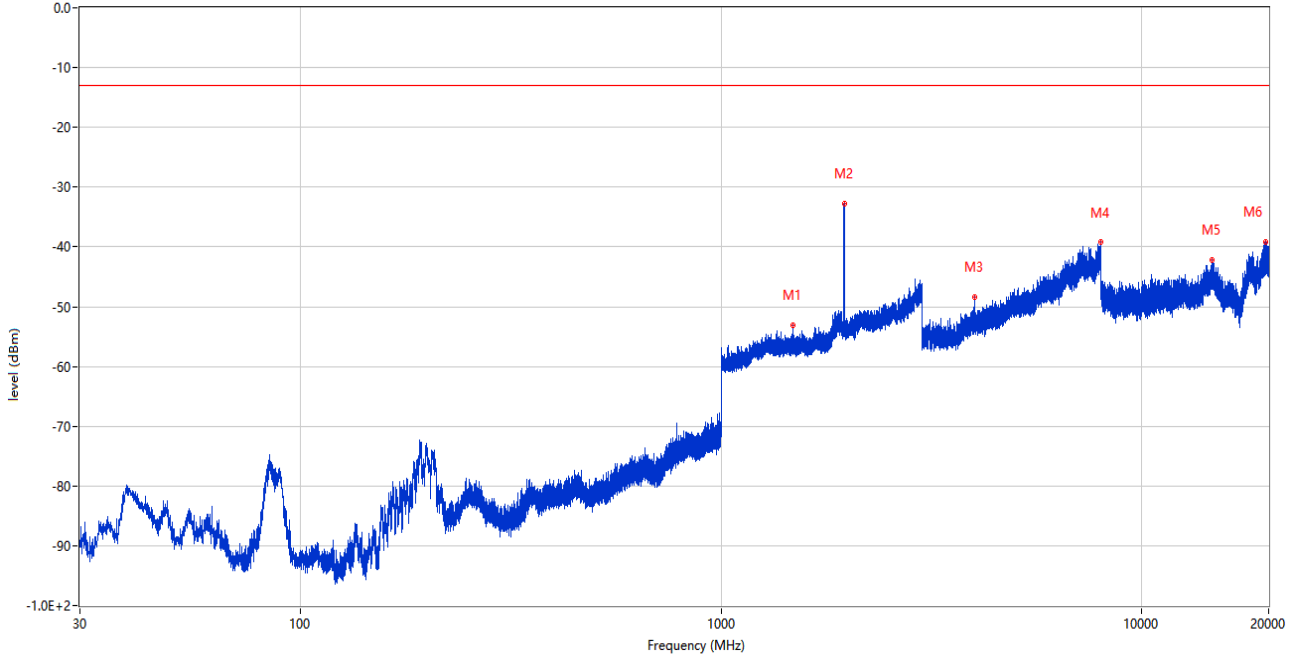
Frequency (MHz)	Result (dBm)	Factor (dB)	Limit (dBm)	Margin (dB)	Table (o)	ANT	EUT	Verdict
192.524	-72.01	-16.12	-13.0	59.01	282.00	Horizontal	Horizontal	Pass
1324.200	-54.49	-1.49	-13.0	41.49	38.00	Horizontal	Horizontal	Pass
1962.200	-21.95	1.14	-13.0	8.95	242.00	Horizontal	Horizontal	N/A
5205.000	-46.48	8.35	-13.0	33.48	259.00	Horizontal	Horizontal	Pass
7937.000	-39.93	15.28	-13.0	26.93	193.00	Horizontal	Horizontal	Pass
19728.126	-39.52	15.66	-13.0	26.52	33.00	Horizontal	Horizontal	Pass

RSE (RF) \_FCC PART22&24&27\_CDMA BC1 & WCDMA Band 2 & LTE Band 2 & 25 \_1830-1920\_30MHz-20GHz



Frequency (MHz)	Result (dBm)	Factor (dB)	Limit (dBm)	Margin (dB)	Table (o)	ANT	EUT	Verdict
1366.100	-54.29	-1.38	-13.0	41.29	146.00	Horizontal	Vertical	Pass
1964.400	-23.66	0.98	-13.0	10.66	251.00	Horizontal	Vertical	N/A
4005.750	-48.92	7.52	-13.0	35.92	360.00	Horizontal	Vertical	Pass
7926.250	-39.79	15.18	-13.0	26.79	344.00	Horizontal	Vertical	Pass
14646.600	-41.89	17.53	-13.0	28.89	297.00	Horizontal	Vertical	Pass
19752.411	-39.32	15.67	-13.0	26.32	225.00	Horizontal	Vertical	Pass

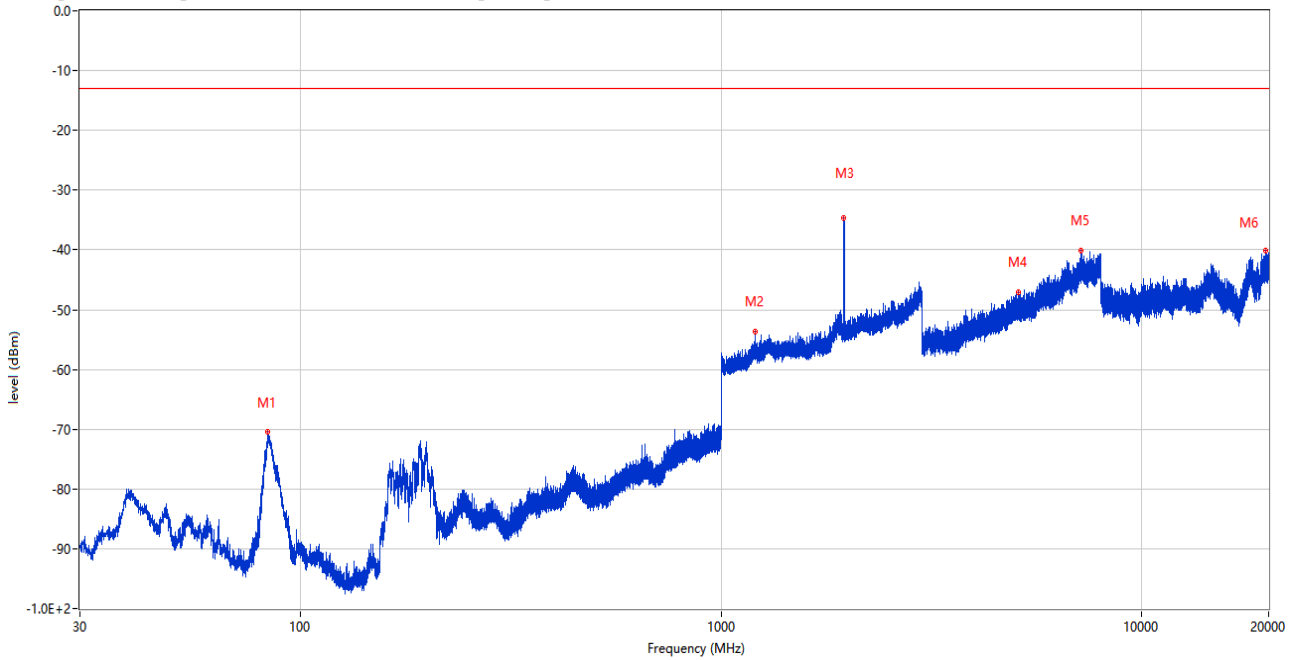
RSE (RF) \_FCC PART22&24&27\_CDMA BC1 & WCDMA Band 2 & LTE Band 2 & 25 \_1830-1920\_30MHz-20GHz



Frequency (MHz)	Result (dBm)	Factor (dB)	Limit (dBm)	Margin (dB)	Table (o)	ANT	EUT	Verdict
1479.100	-53.12	-1.55	-13.0	40.12	3.00	Vertical	Vertical	Pass
1963.900	-32.73	1.00	-13.0	19.73	359.00	Vertical	Vertical	N/A
4006.000	-48.38	7.52	-13.0	35.38	148.00	Vertical	Vertical	Pass
7987.250	-39.26	14.67	-13.0	26.26	192.00	Vertical	Vertical	Pass
14646.963	-42.11	17.54	-13.0	29.11	111.00	Vertical	Vertical	Pass
19693.687	-39.14	15.66	-13.0	26.14	1.00	Vertical	Vertical	Pass

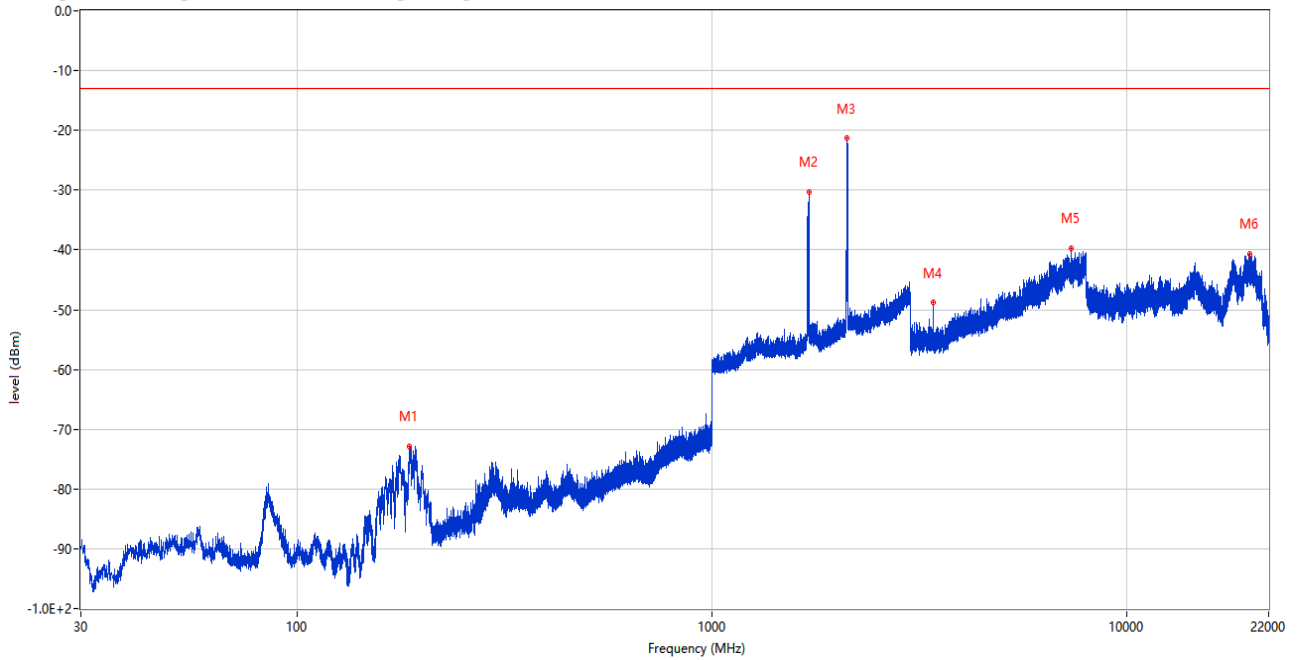


RSE (RF) \_FCC PART22&24&27\_CDMA BC1 & WCDMA Band 2 & LTE Band 2 & 25 \_1830-1920\_30MHz-20GHz



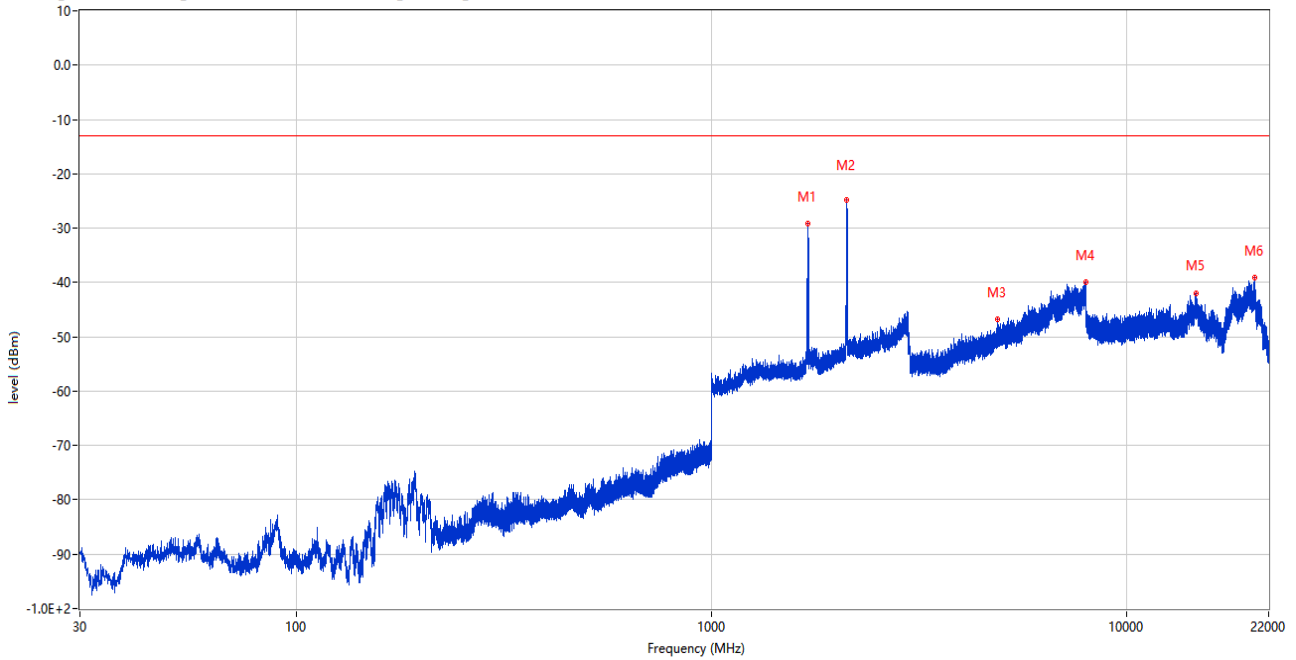
Frequency (MHz)	Result (dBm)	Factor (dB)	Limit (dBm)	Margin (dB)	Table (o)	ANT	EUT	Verdict
83.980	-70.48	-19.83	-13.0	57.48	89.00	Vertical	Horizontal	Pass
1203.900	-53.61	-1.83	-13.0	40.61	214.00	Vertical	Horizontal	Pass
1957.400	-34.61	1.15	-13.0	21.61	227.00	Vertical	Horizontal	N/A
5084.000	-47.07	9.36	-13.0	34.07	103.00	Vertical	Horizontal	Pass
7175.250	-40.11	14.13	-13.0	27.11	0.00	Vertical	Horizontal	Pass
19653.087	-40.14	15.66	-13.0	27.14	0.00	Vertical	Horizontal	Pass

RSE (RF) \_FCC PART22&24&27\_WCDMA Band 4 & LTE Band 4 & 66\_1710-1785\_30MHz-20GHz



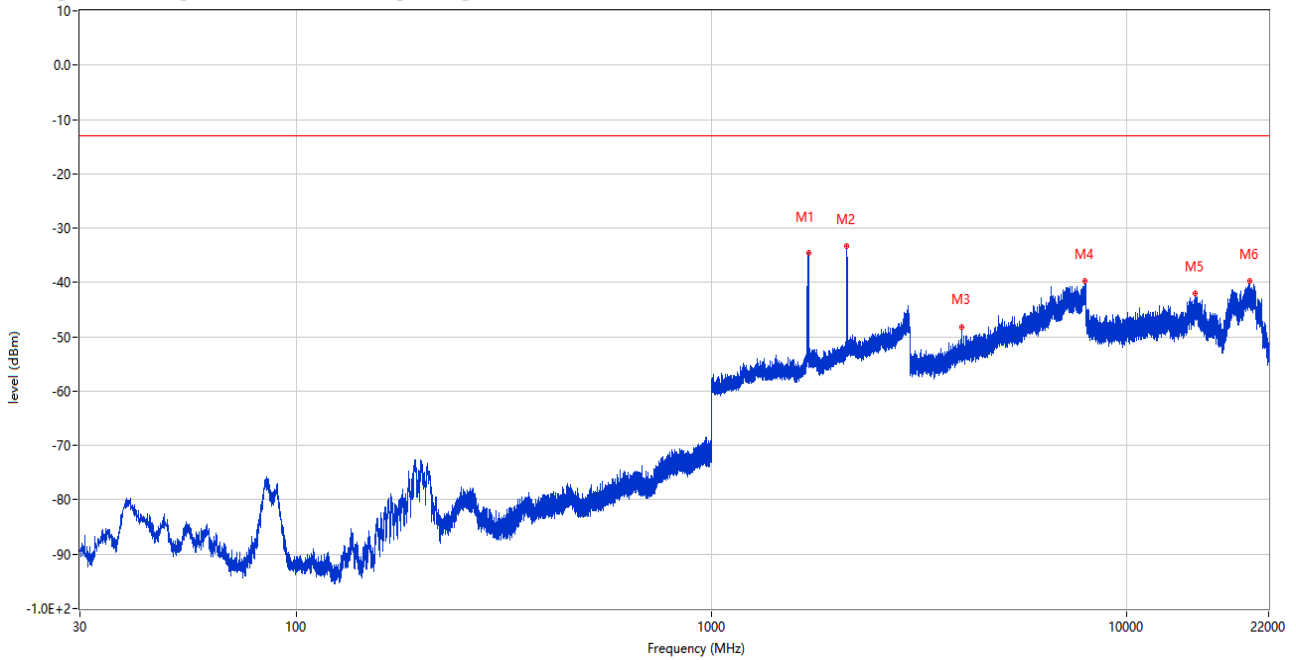
Frequency (MHz)	Result (dBm)	Factor (dB)	Limit (dBm)	Margin (dB)	Table (o)	ANT	EUT	Verdict
186.413	-72.80	-16.51	-13.0	59.80	264.00	Horizontal	Horizontal	Pass
1711.300	-30.40	0.96	-13.0	17.40	145.00	Horizontal	Horizontal	N/A
2119.600	-21.31	2.67	-13.0	8.31	230.00	Horizontal	Horizontal	N/A
3422.000	-48.79	4.08	-13.0	35.79	330.00	Horizontal	Horizontal	Pass
7334.000	-39.77	14.13	-13.0	26.77	228.00	Horizontal	Horizontal	Pass
19766.587	-40.65	15.67	-13.0	27.65	349.00	Horizontal	Horizontal	Pass

RSE (RF) \_FCC PART22&24&27\_WCDMA Band 4 & LTE Band 4 & 66 \_1710-1785\_30MHz-20GHz



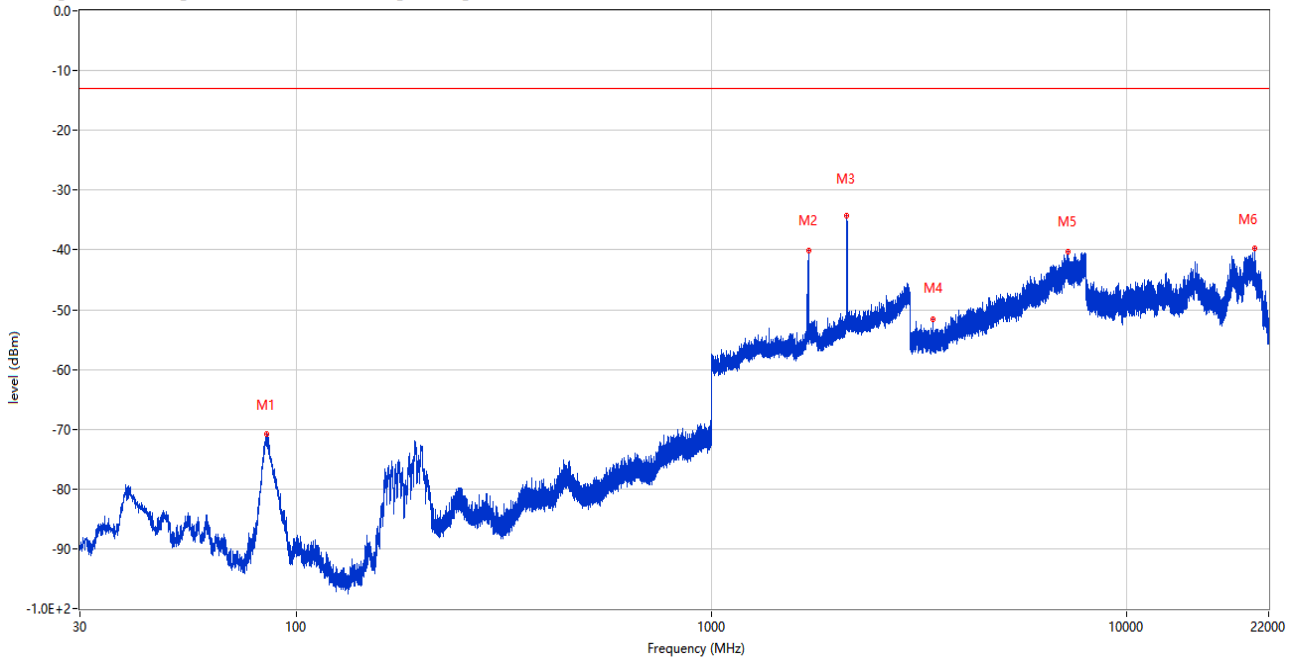
Frequency (MHz)	Result (dBm)	Factor (dB)	Limit (dBm)	Margin (dB)	Table (o)	ANT	EUT	Verdict
1702.700	-29.25	0.95	-13.0	16.25	170.00	Horizontal	Vertical	N/A
2113.900	-24.75	2.39	-13.0	11.75	228.00	Horizontal	Vertical	N/A
4889.750	-46.85	8.13	-13.0	33.85	359.00	Horizontal	Vertical	Pass
7962.000	-39.91	15.10	-13.0	26.91	29.00	Horizontal	Vertical	Pass
14690.650	-41.92	16.36	-13.0	28.92	9.00	Horizontal	Vertical	Pass
20344.713	-39.17	15.71	-13.0	26.17	127.00	Horizontal	Vertical	Pass

RSE (RF) \_FCC PART22&24&27\_WCDMA Band 4 & LTE Band 4 & 66 \_1710-1785\_30MHz-20GHz



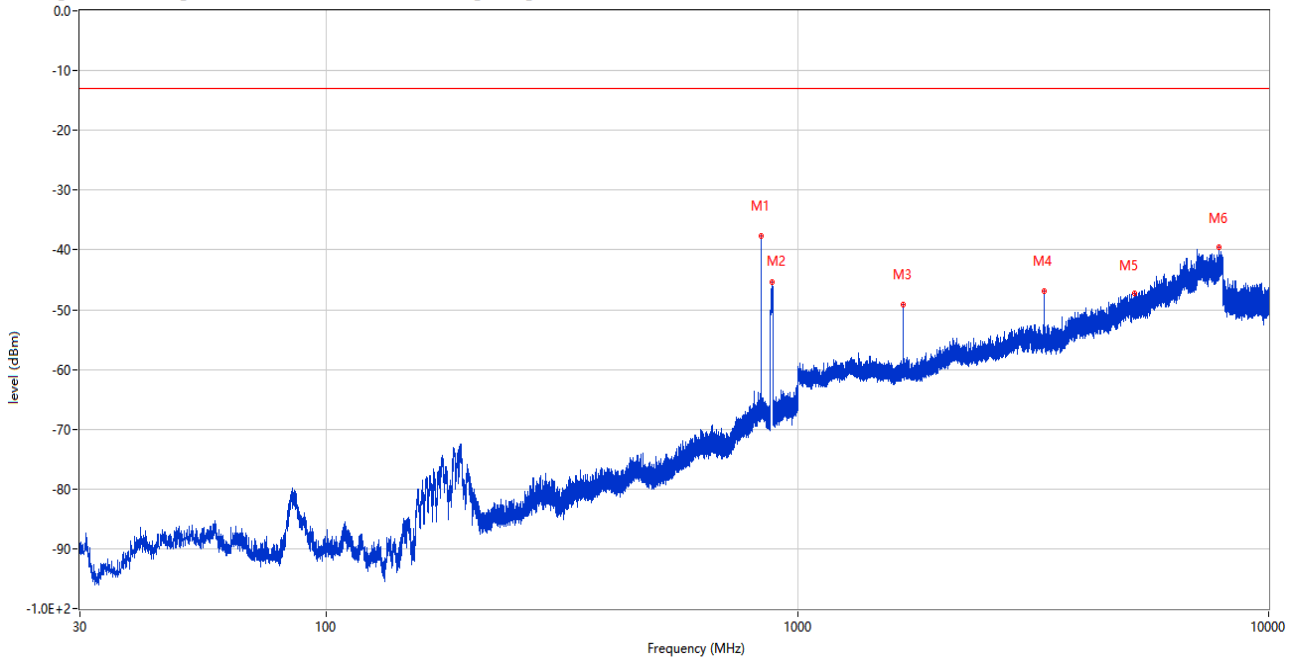
Frequency (MHz)	Result (dBm)	Factor (dB)	Limit (dBm)	Margin (dB)	Table (o)	ANT	EUT	Verdict
1711.400	-34.64	0.96	-13.0	21.64	269.00	Vertical	Vertical	N/A
2112.900	-33.30	2.40	-13.0	20.30	12.00	Vertical	Vertical	N/A
4006.500	-48.13	7.44	-13.0	35.13	145.00	Vertical	Vertical	Pass
7935.000	-39.65	15.17	-13.0	26.65	315.00	Vertical	Vertical	Pass
14668.450	-42.09	16.71	-13.0	29.09	185.00	Vertical	Vertical	Pass
19767.511	-39.70	15.67	-13.0	26.70	185.00	Vertical	Vertical	Pass

RSE (RF) \_FCC PART22&24&27\_WCDMA Band 4 & LTE Band 4 & 66\_1710-1785\_30MHz-20GHz



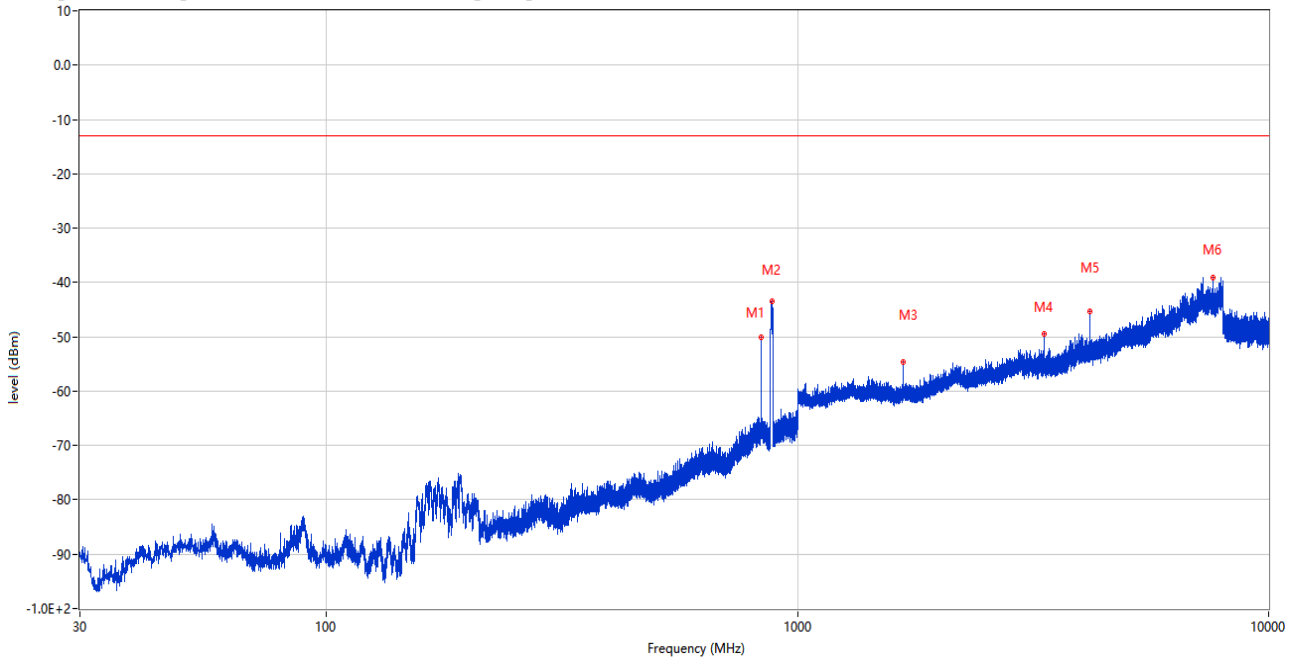
Frequency (MHz)	Result (dBm)	Factor (dB)	Limit (dBm)	Margin (dB)	Table (o)	ANT	EUT	Verdict
84.562	-70.78	-19.74	-13.0	57.78	97.00	Vertical	Horizontal	Pass
1711.200	-40.20	0.96	-13.0	27.20	206.00	Vertical	Horizontal	N/A
2119.000	-34.24	2.63	-13.0	21.24	206.00	Vertical	Horizontal	N/A
3421.500	-51.60	4.07	-13.0	38.60	211.00	Vertical	Horizontal	Pass
7239.750	-40.27	14.77	-13.0	27.27	125.00	Vertical	Horizontal	Pass
20365.988	-39.79	15.72	-13.0	26.79	164.00	Vertical	Horizontal	Pass

RSE (RF) \_FCC PART22&24&27\_CDMA BC0 & WCDMA Band5 & LTE Band 5 & 26\_814-849\_30MHz-10GHz



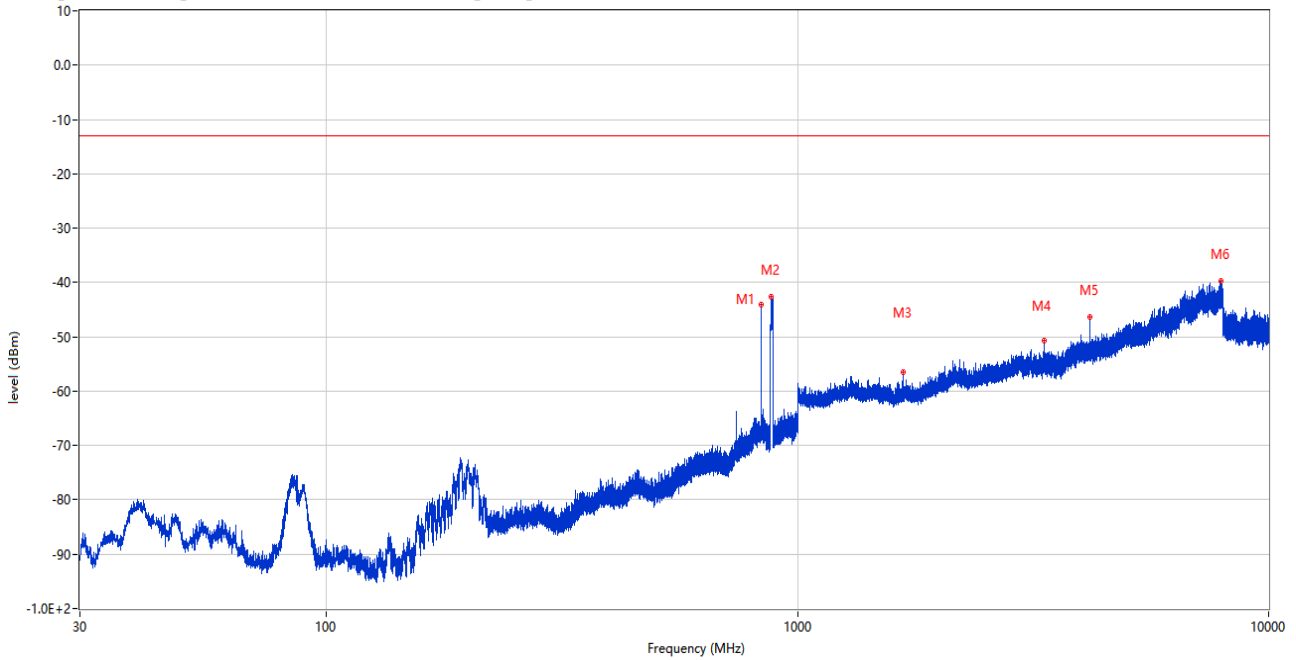
Frequency (MHz)	Result (dBm)	Factor (dB)	Limit (dBm)	Margin (dB)	Table (o)	ANT	EUT	Verdict
836.409	-37.64	6.01	-13.0	24.64	336.00	Horizontal	Horizontal	N/A
883.988	-45.42	4.18	-13.0	32.42	317.00	Horizontal	Horizontal	N/A
1673.500	-49.10	-5.45	-13.0	36.10	158.00	Horizontal	Horizontal	Pass
3346.250	-46.83	4.27	-13.0	33.83	123.00	Horizontal	Horizontal	Pass
5204.000	-47.18	8.34	-13.0	34.18	113.00	Horizontal	Horizontal	Pass
7835.000	-39.64	15.09	-13.0	26.64	298.00	Horizontal	Horizontal	Pass

RSE (RF) \_FCC PART22&24&27\_CDMA BC0 & WCDMA Band5 & LTE Band 5 & 26\_814-849\_30MHz-10GHz



Frequency (MHz)	Result (dBm)	Factor (dB)	Limit (dBm)	Margin (dB)	Table (o)	ANT	EUT	Verdict
836.409	-50.05	6.01	-13.0	37.05	47.00	Horizontal	Vertical	N/A
883.260	-43.40	4.06	-13.0	30.40	71.00	Horizontal	Vertical	N/A
1673.600	-54.54	-5.43	-13.0	41.54	168.00	Horizontal	Vertical	Pass
3346.250	-49.46	4.27	-13.0	36.46	143.00	Horizontal	Vertical	Pass
4183.000	-45.36	6.77	-13.0	32.36	154.00	Horizontal	Vertical	Pass
7609.750	-39.14	13.60	-13.0	26.14	230.00	Horizontal	Vertical	Pass

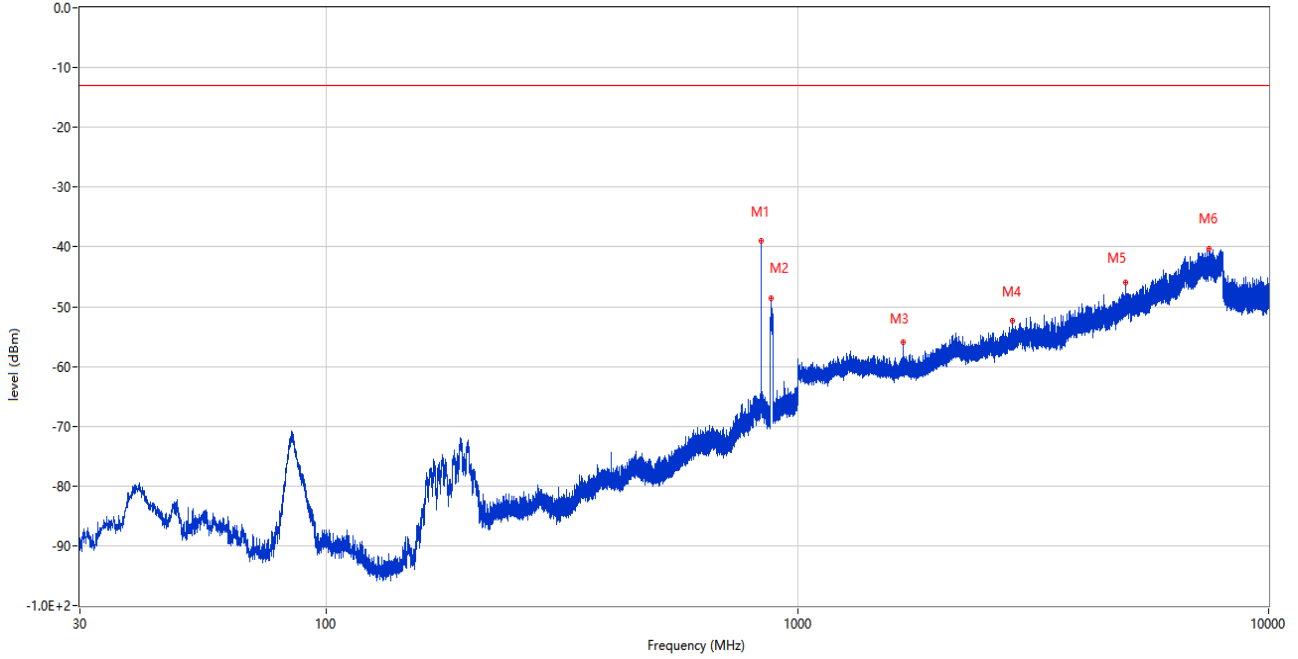
RSE (RF) \_FCC PART22&24&27\_CDMA BC0 & WCDMA Band5 & LTE Band 5 & 26\_814-849\_30MHz-10GHz



Frequency (MHz)	Result (dBm)	Factor (dB)	Limit (dBm)	Margin (dB)	Table (o)	ANT	EUT	Verdict
836.361	-44.04	6.01	-13.0	31.04	175.00	Vertical	Vertical	N/A
880.932	-42.66	4.06	-13.0	29.66	1.00	Vertical	Vertical	N/A
1673.700	-56.53	-5.41	-13.0	43.53	10.00	Vertical	Vertical	Pass
3346.500	-50.75	4.23	-13.0	37.75	216.00	Vertical	Vertical	Pass
4182.750	-46.37	6.77	-13.0	33.37	193.00	Vertical	Vertical	Pass
7927.000	-39.82	15.10	-13.0	26.82	127.00	Vertical	Vertical	Pass

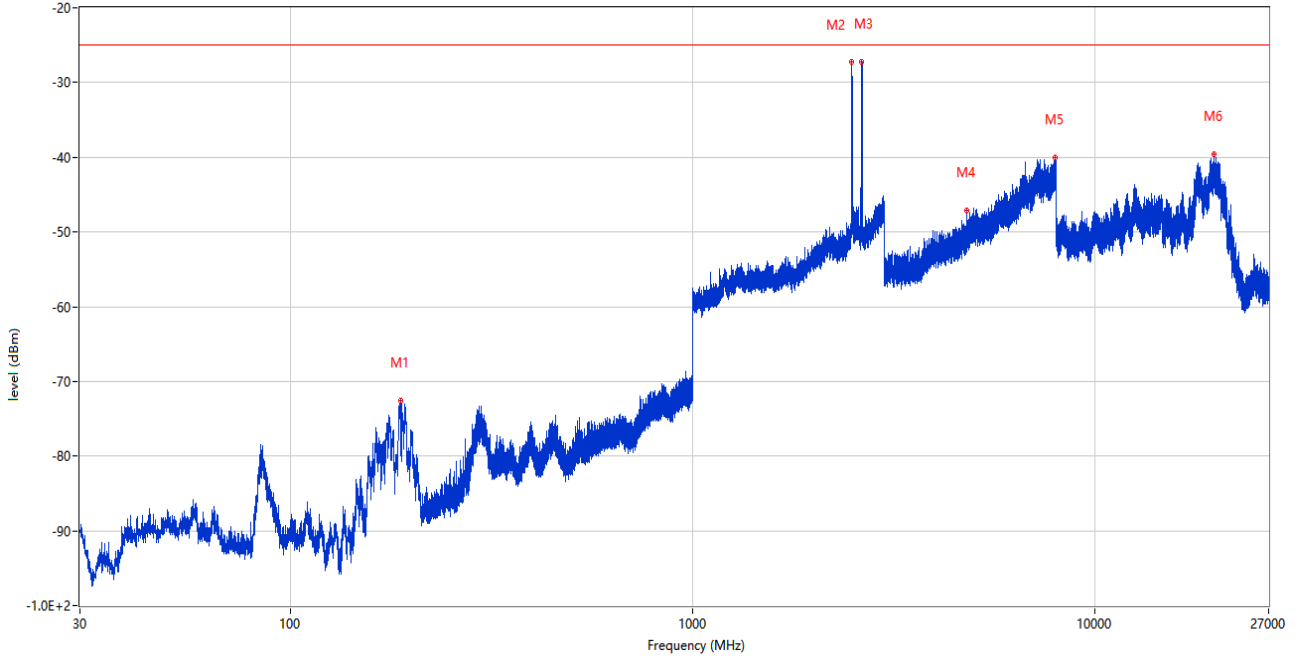


RSE (RF) \_FCC PART22&24&27\_CDMA BC0 & WCDMA Band5 & LTE Band 5 & 26\_814-849\_30MHz-10GHz



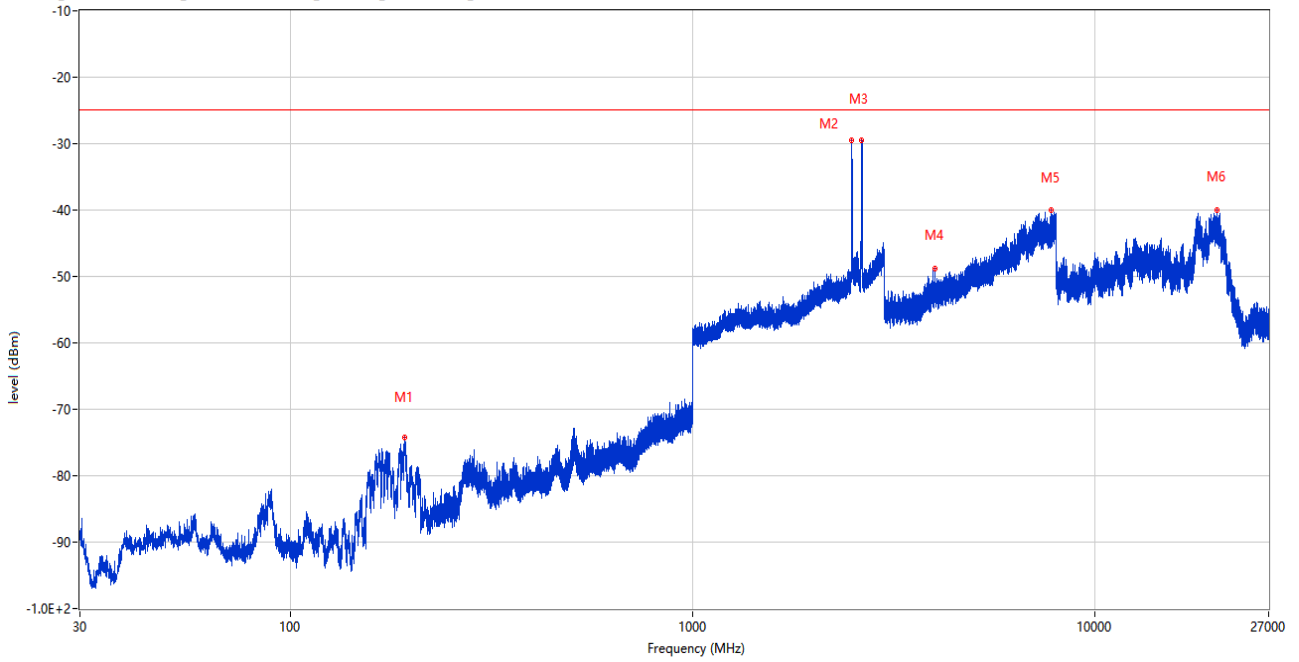
Frequency (MHz)	Result (dBm)	Factor (dB)	Limit (dBm)	Margin (dB)	Table (o)	ANT	EUT	Verdict
836.361	-39.02	6.01	-13.0	26.02	221.00	Vertical	Horizontal	N/A
880.011	-48.63	4.06	-13.0	35.63	48.00	Vertical	Horizontal	N/A
1673.500	-55.98	-5.45	-13.0	42.98	7.00	Vertical	Horizontal	Pass
2859.100	-52.40	0.78	-13.0	39.40	219.00	Vertical	Horizontal	Pass
4972.750	-45.96	8.99	-13.0	32.96	119.00	Vertical	Horizontal	Pass
7462.750	-40.21	13.81	-13.0	27.21	220.00	Vertical	Horizontal	Pass

RSE (RF) \_FCC PART22&24&27\_LTE Band 7 & 41(low) \_2496-2570\_30MHz-27GHz\_



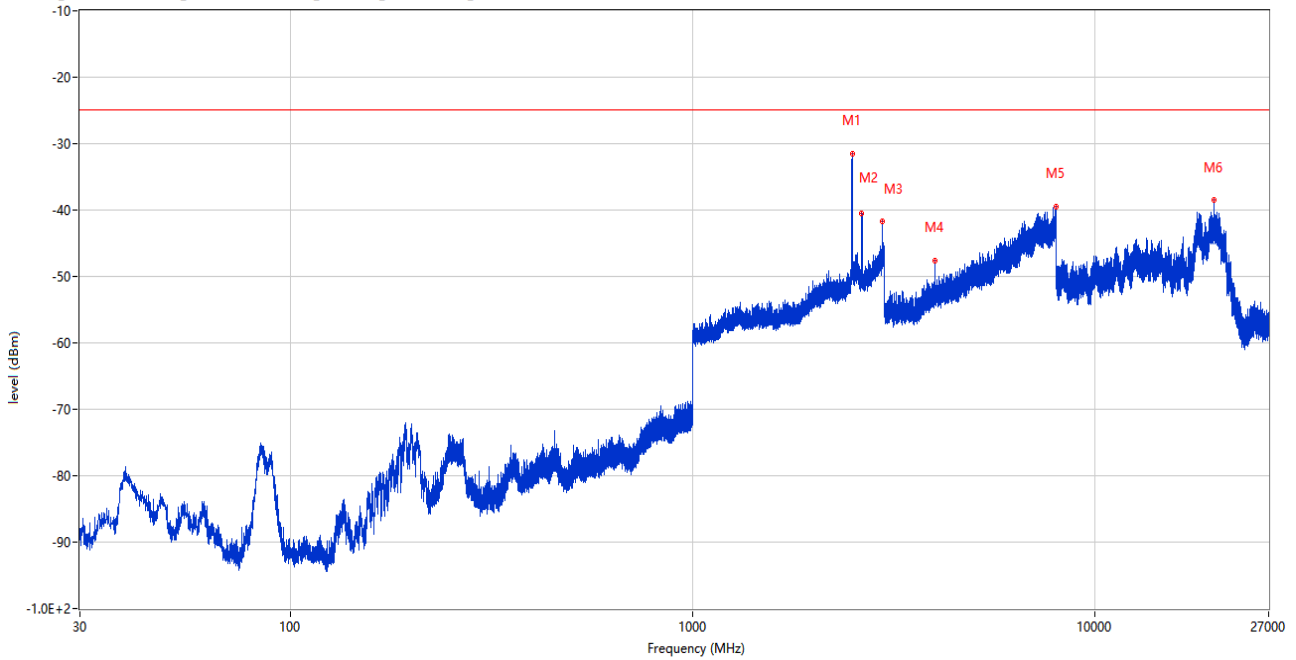
Frequency (MHz)	Result (dBm)	Factor (dB)	Limit (dBm)	Margin (dB)	Table (o)	ANT	EUT	Verdict
187.722	-72.53	-16.37	-25.0	47.53	282.00	Horizontal	Horizontal	Pass
2483.900	-27.30	6.15	-25.0	2.30	219.00	Horizontal	Horizontal	N/A
2623.400	-27.16	5.70	-25.0	2.16	208.00	Horizontal	Horizontal	N/A
4803.000	-47.05	7.86	-25.0	22.05	103.00	Horizontal	Horizontal	Pass
7948.000	-40.03	15.47	-25.0	15.03	64.00	Horizontal	Horizontal	Pass
19768.500	-39.63	15.94	-25.0	14.63	329.00	Horizontal	Horizontal	Pass

RSE (RF) \_FCC PART22&24&27\_LTE Band 7 & 41(low) \_2496-2570\_30MHz-27GHz\_



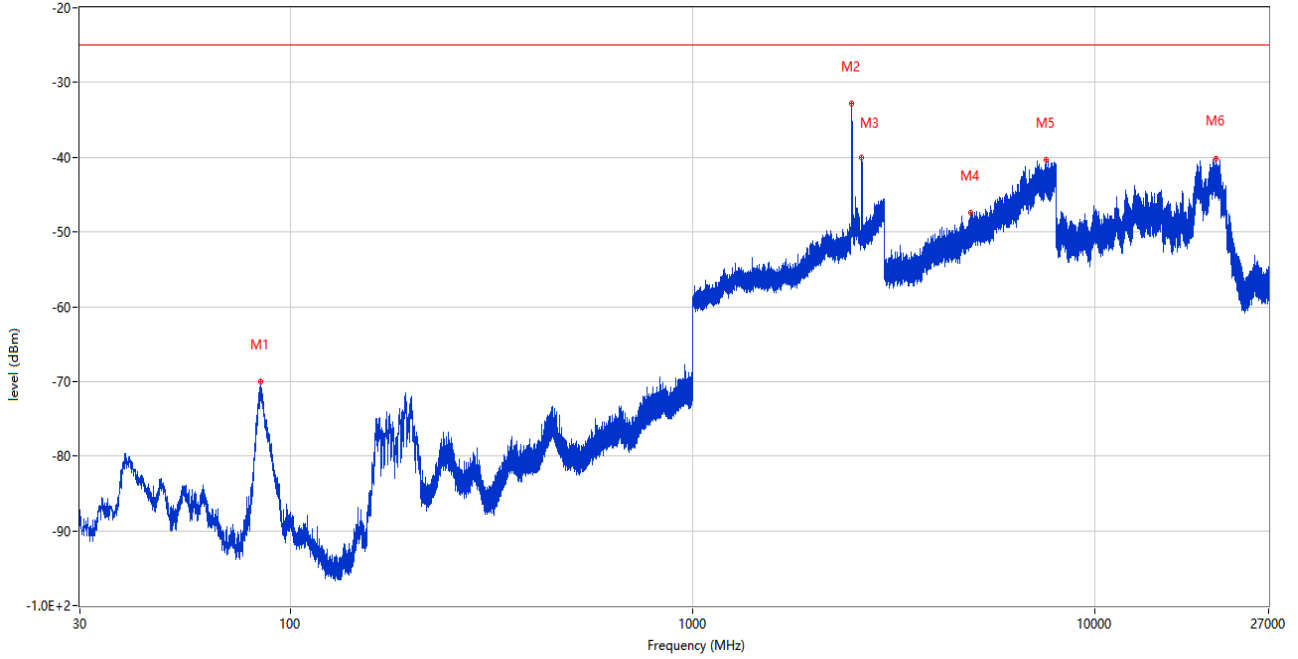
Frequency (MHz)	Result (dBm)	Factor (dB)	Limit (dBm)	Margin (dB)	Table (o)	ANT	EUT	Verdict
192.524	-74.29	-16.12	-25.0	49.29	273.00	Horizontal	Vertical	Pass
2484.100	-29.54	6.15	-25.0	4.54	169.00	Horizontal	Vertical	N/A
2624.100	-29.41	5.74	-25.0	4.41	219.00	Horizontal	Vertical	N/A
4006.000	-48.78	7.52	-25.0	23.78	360.00	Horizontal	Vertical	Pass
7786.500	-40.02	14.82	-25.0	15.02	111.00	Horizontal	Vertical	Pass
20056.052	-39.96	15.91	-25.0	14.96	70.00	Horizontal	Vertical	Pass

RSE (RF) \_FCC PART22&24&27\_LTE Band 7 & 41(low) \_2496-2570\_30MHz-27GHz\_



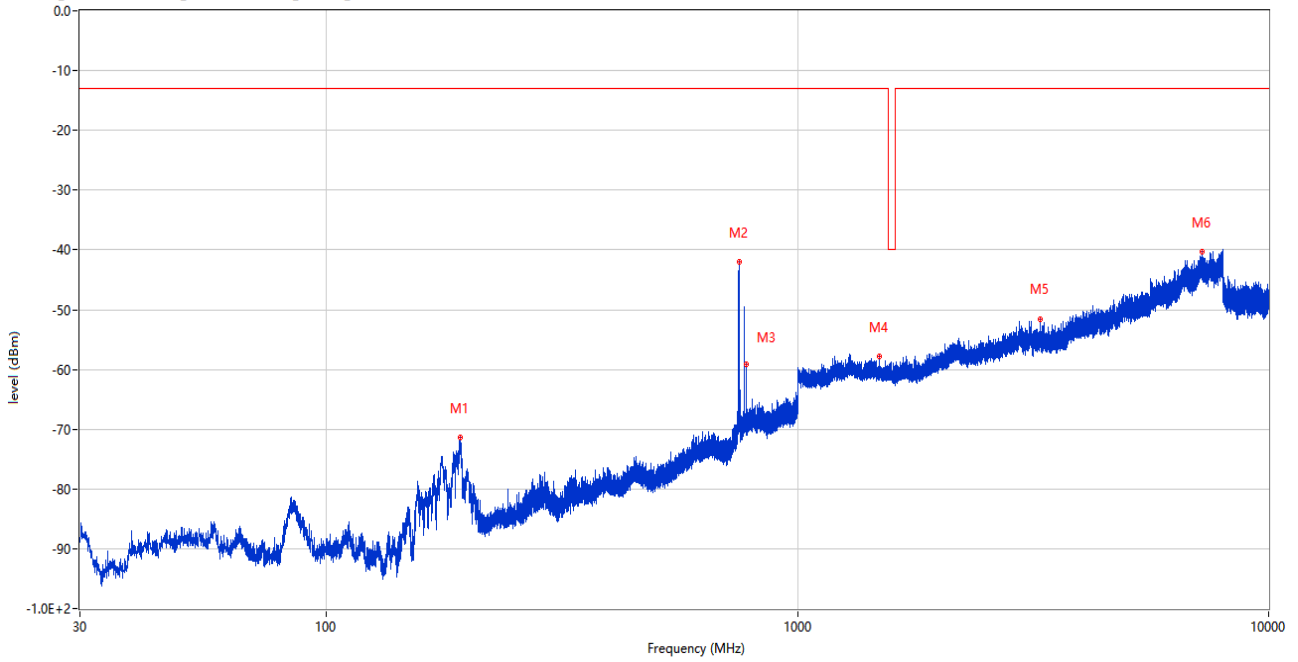
Frequency (MHz)	Result (dBm)	Factor (dB)	Limit (dBm)	Margin (dB)	Table (o)	ANT	EUT	Verdict
2489.700	-31.47	6.64	-25.0	6.47	224.00	Vertical	Vertical	N/A
2631.000	-40.53	6.22	-25.0	15.53	336.00	Vertical	Vertical	N/A
2967.700	-41.67	10.02	-25.0	16.67	275.00	Vertical	Vertical	Pass
4006.000	-47.55	7.52	-25.0	22.55	322.00	Vertical	Vertical	Pass
7995.000	-39.41	14.52	-25.0	14.41	72.00	Vertical	Vertical	Pass
19755.000	-38.56	15.94	-25.0	13.56	337.00	Vertical	Vertical	Pass

RSE (RF) \_FCC PART22&24&27\_LTE Band 7 & 41(low) \_2496-2570\_30MHz-27GHz\_



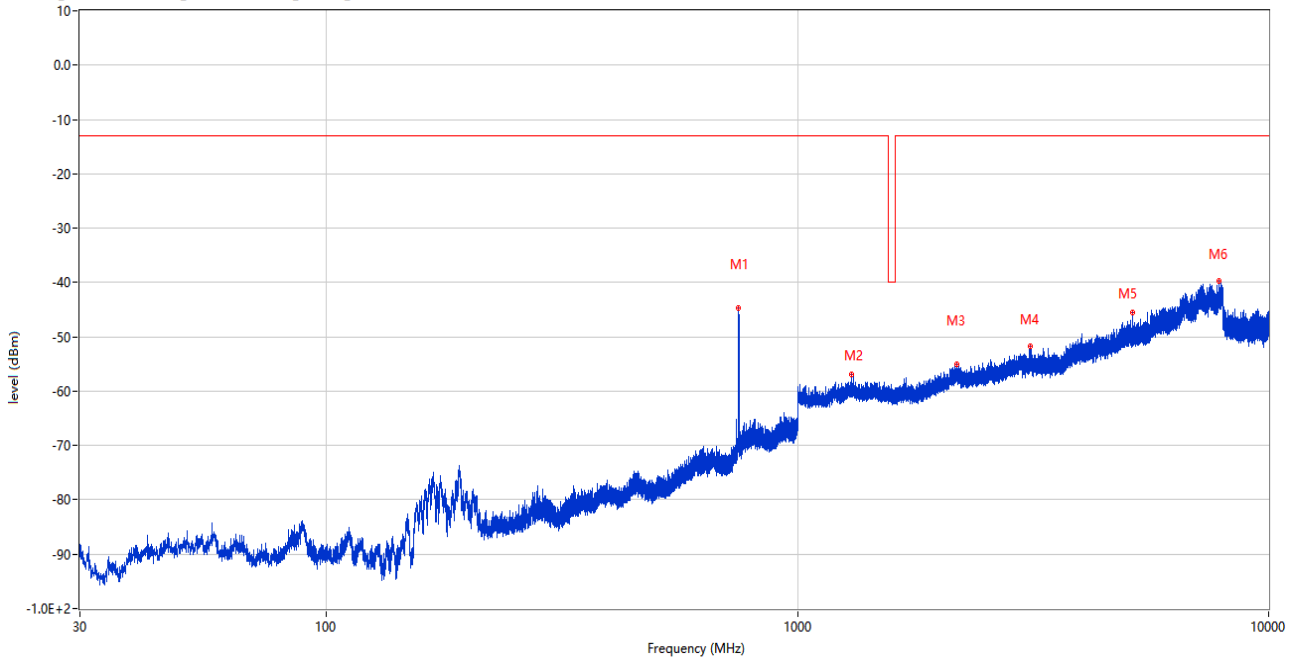
Frequency (MHz)	Result (dBm)	Factor (dB)	Limit (dBm)	Margin (dB)	Table (o)	ANT	EUT	Verdict
84.320	-70.08	-19.77	-25.0	45.08	159.00	Vertical	Horizontal	Pass
2484.100	-32.86	6.15	-25.0	7.86	298.00	Vertical	Horizontal	N/A
2623.500	-40.02	5.70	-25.0	15.02	38.00	Vertical	Horizontal	N/A
4912.750	-47.42	8.26	-25.0	22.42	207.00	Vertical	Horizontal	Pass
7581.000	-40.27	13.81	-25.0	15.27	326.00	Vertical	Horizontal	Pass
19955.700	-40.13	15.92	-25.0	15.13	26.00	Vertical	Horizontal	Pass

RSE (RF) \_FCC PART22&24&27\_LTE Band 13 & 14 \_777-803\_30MHz-10GHz



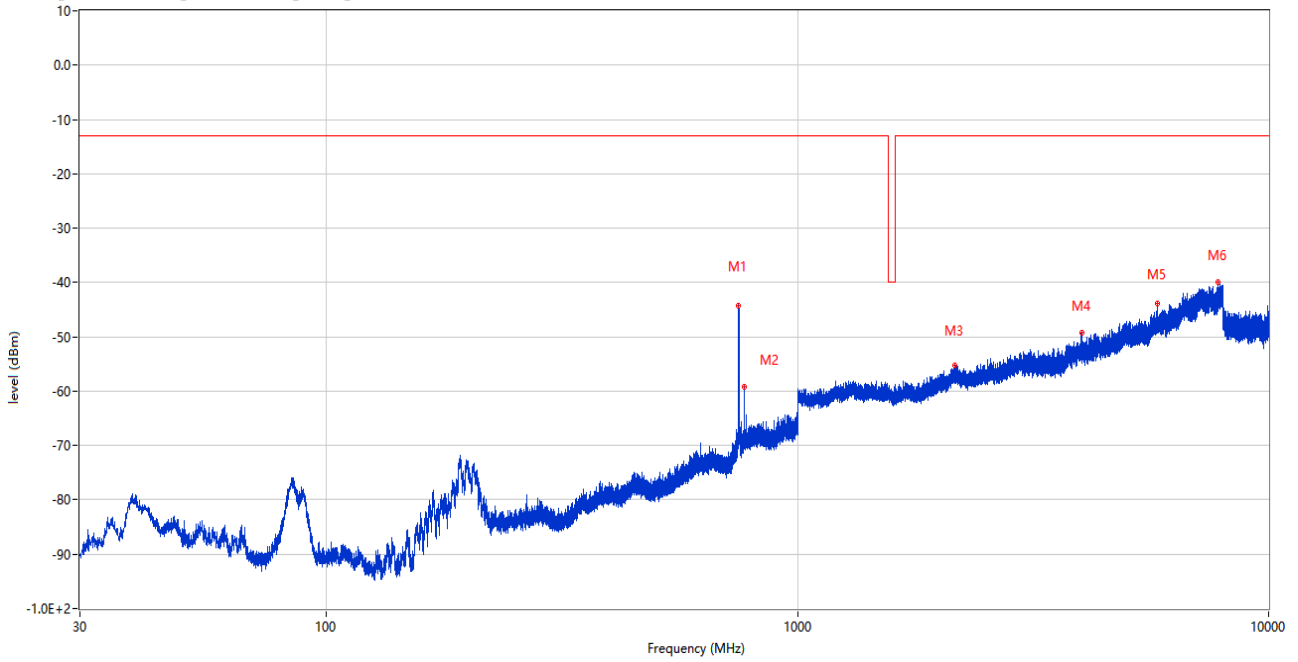
Frequency (MHz)	Result (dBm)	Factor (dB)	Limit (dBm)	Margin (dB)	Table (o)	ANT	EUT	Verdict
192.524	-71.46	-14.29	-13.0	58.46	281.00	Horizontal	Horizontal	Pass
752.893	-42.03	1.49	-13.0	29.03	25.00	Horizontal	Horizontal	N/A
779.810	-59.08	3.54	-13.0	46.08	332.00	Horizontal	Horizontal	N/A
1490.700	-57.84	-5.78	-13.0	44.84	86.00	Horizontal	Horizontal	Pass
3272.500	-51.58	4.17	-13.0	38.58	262.00	Horizontal	Horizontal	Pass
7232.500	-40.32	14.49	-13.0	27.32	0.00	Horizontal	Horizontal	Pass

RSE (RF) \_FCC PART22&24&27\_LTE Band 13 & 14\_777-803\_30MHz-10GHz



Frequency (MHz)	Result (dBm)	Factor (dB)	Limit (dBm)	Margin (dB)	Table (o)	ANT	EUT	Verdict
749.255	-44.68	1.24	-13.0	31.68	360.00	Horizontal	Vertical	N/A
1304.600	-56.97	-4.57	-13.0	43.97	237.00	Horizontal	Vertical	Pass
2178.100	-54.95	-2.31	-13.0	41.95	360.00	Horizontal	Vertical	Pass
3122.000	-51.72	4.56	-13.0	38.72	44.00	Horizontal	Vertical	Pass
5147.250	-45.62	8.76	-13.0	32.62	101.00	Horizontal	Vertical	Pass
7842.000	-39.69	14.87	-13.0	26.69	314.00	Horizontal	Vertical	Pass

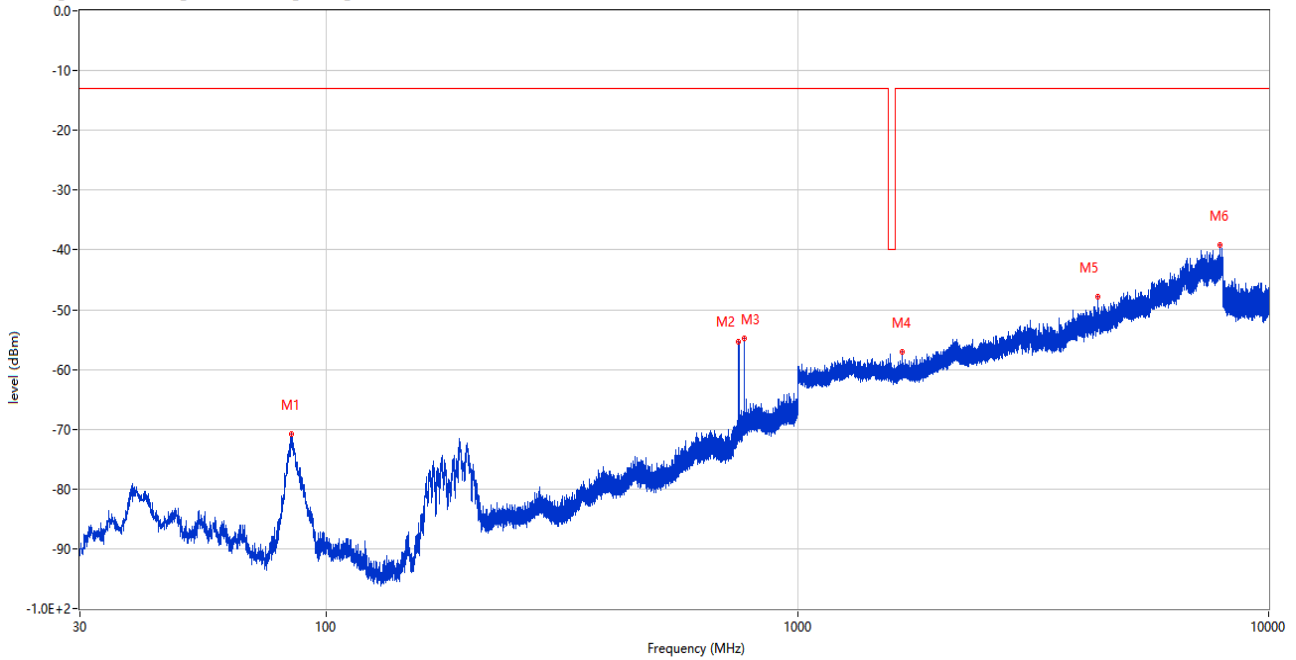
RSE (RF) \_FCC PART22&24&27\_LTE Band 13 & 14\_777-803\_30MHz-10GHz



Frequency (MHz)	Result (dBm)	Factor (dB)	Limit (dBm)	Margin (dB)	Table (o)	ANT	EUT	Verdict
749.982	-44.30	1.30	-13.0	31.30	233.00	Vertical	Vertical	N/A
771.322	-59.24	3.33	-13.0	46.24	154.00	Vertical	Vertical	N/A
2153.800	-55.17	-1.93	-13.0	42.17	34.00	Vertical	Vertical	Pass
4006.000	-49.31	7.52	-13.0	36.31	6.00	Vertical	Vertical	Pass
5801.250	-43.87	10.23	-13.0	30.87	47.00	Vertical	Vertical	Pass
7816.250	-40.01	14.85	-13.0	27.01	209.00	Vertical	Vertical	Pass

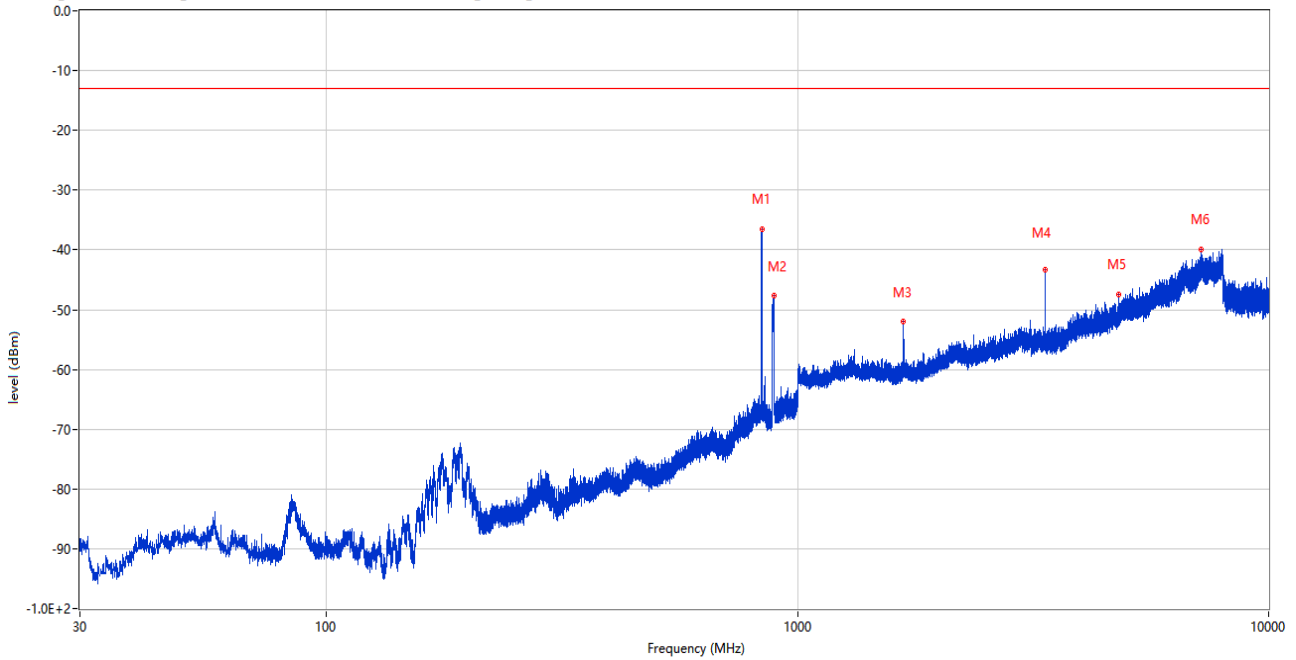


RSE (RF) \_FCC PART22&24&27\_LTE Band 13 & 14 \_777-803\_30MHz-10GHz



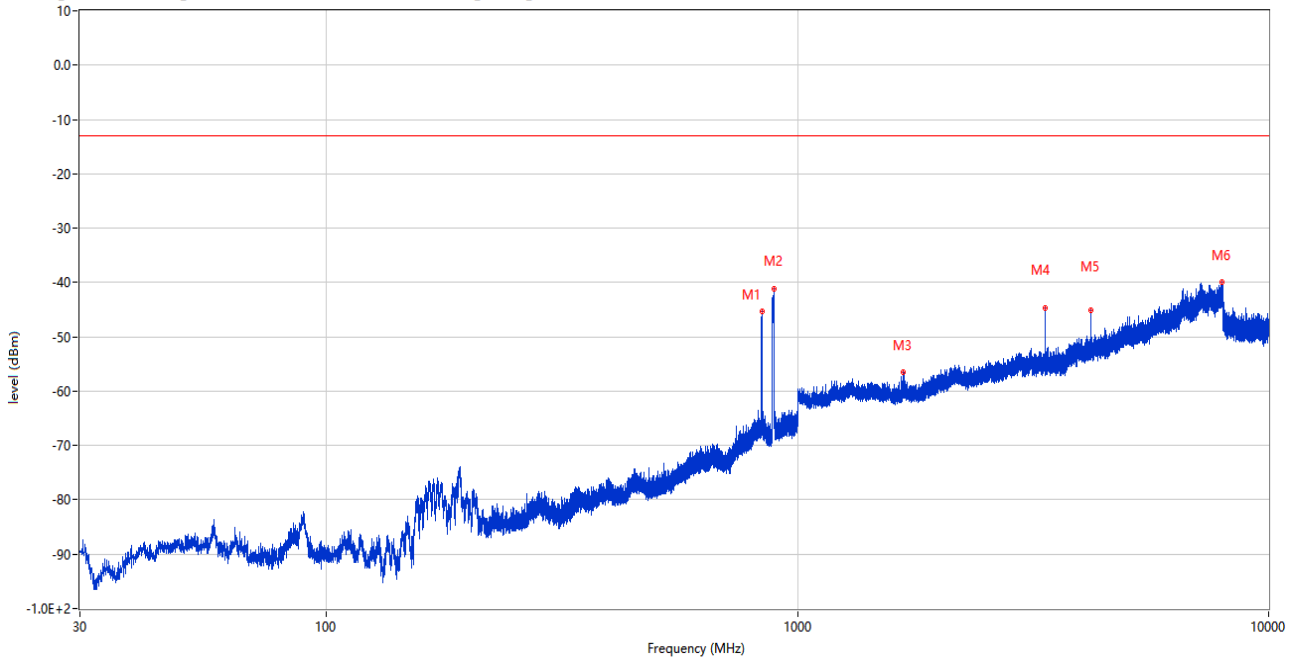
Frequency (MHz)	Result (dBm)	Factor (dB)	Limit (dBm)	Margin (dB)	Table (o)	ANT	EUT	Verdict
84.465	-70.87	-18.67	-13.0	57.87	88.00	Vertical	Horizontal	Pass
750.613	-55.39	1.26	-13.0	42.39	252.00	Vertical	Horizontal	N/A
771.226	-54.88	3.33	-13.0	41.88	235.00	Vertical	Horizontal	N/A
1664.700	-57.10	-5.55	-13.0	44.10	138.00	Vertical	Horizontal	Pass
4345.000	-47.93	7.23	-13.0	34.93	208.00	Vertical	Horizontal	Pass
7888.750	-39.23	15.10	-13.0	26.23	0.00	Vertical	Horizontal	Pass

RSE (RF) \_FCC PART22&24&27\_CDMA BC0 & WCDMA Band5 & LTE Band 5 & 26\_814-849\_30MHz-10GHz



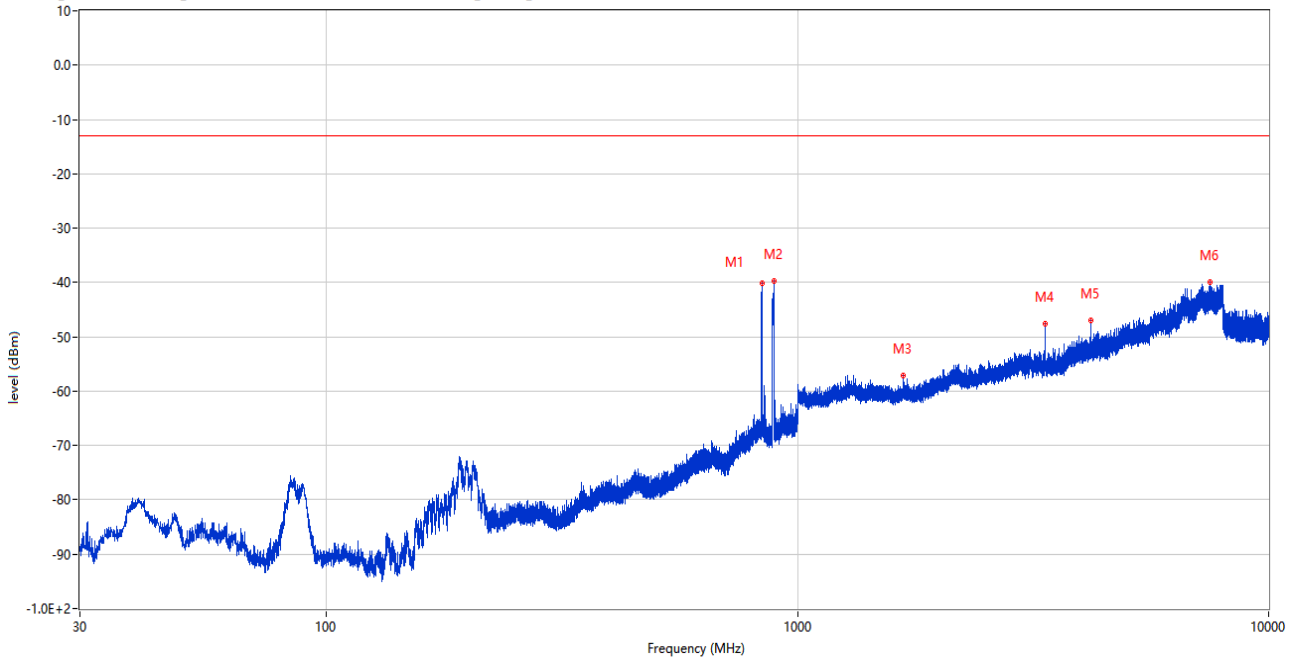
Frequency (MHz)	Result (dBm)	Factor (dB)	Limit (dBm)	Margin (dB)	Table (o)	ANT	EUT	Verdict
839.562	-36.44	6.13	-13.0	23.44	85.00	Horizontal	Horizontal	N/A
892.864	-47.71	4.90	-13.0	34.71	173.00	Horizontal	Horizontal	N/A
1680.000	-52.03	-5.21	-13.0	39.03	147.00	Horizontal	Horizontal	Pass
3359.000	-43.40	3.62	-13.0	30.40	360.00	Horizontal	Horizontal	Pass
4814.500	-47.40	7.77	-13.0	34.40	238.00	Horizontal	Horizontal	Pass
7181.750	-39.92	14.13	-13.0	26.92	137.00	Horizontal	Horizontal	Pass

RSE (RF) \_FCC PART22&24&27\_CDMA BC0 & WCDMA Band5 & LTE Band 5 & 26 \_814-849\_30MHz-10GHz



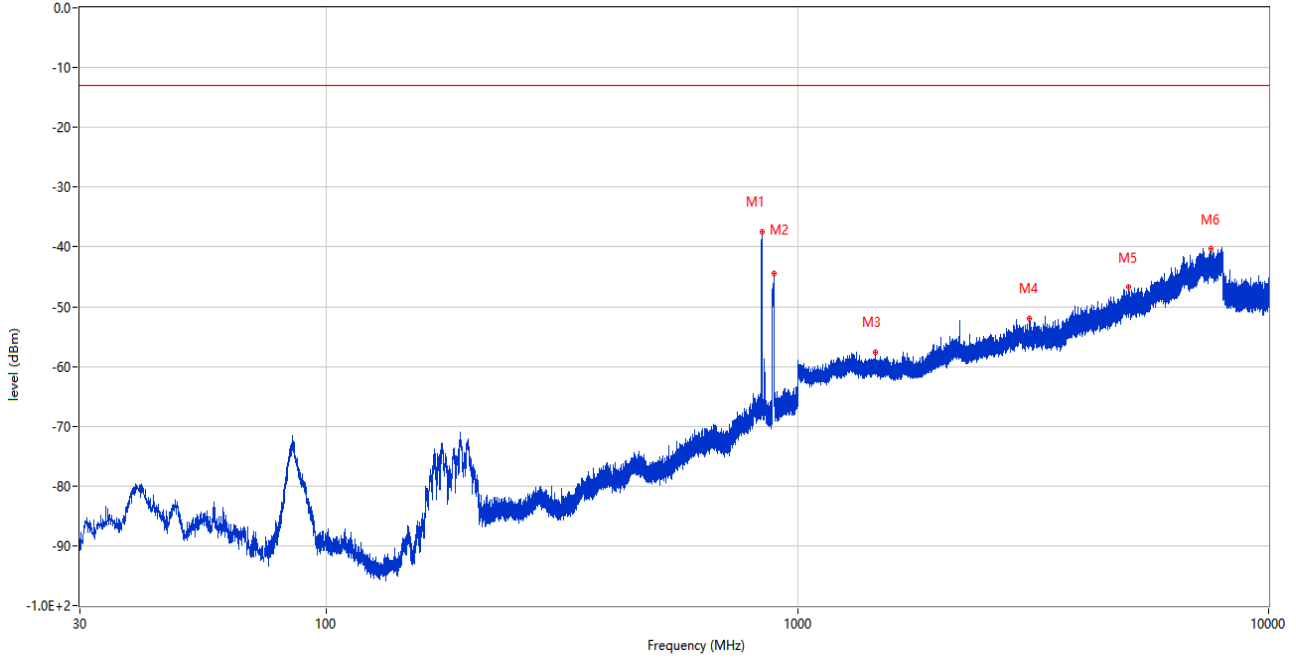
Frequency (MHz)	Result (dBm)	Factor (dB)	Limit (dBm)	Margin (dB)	Table (o)	ANT	EUT	Verdict
839.562	-45.36	6.13	-13.0	32.36	341.00	Horizontal	Vertical	N/A
891.214	-41.08	4.76	-13.0	28.08	72.00	Horizontal	Vertical	N/A
1680.400	-56.58	-5.29	-13.0	43.58	172.00	Horizontal	Vertical	Pass
3359.000	-44.60	3.62	-13.0	31.60	119.00	Horizontal	Vertical	Pass
4198.750	-45.01	6.51	-13.0	32.01	152.00	Horizontal	Vertical	Pass
7941.500	-39.96	15.39	-13.0	26.96	72.00	Horizontal	Vertical	Pass

RSE (RF) \_FCC PART22&24&27\_CDMA BC0 & WCDMA Band5 & LTE Band 5 & 26\_814-849\_30MHz-10GHz



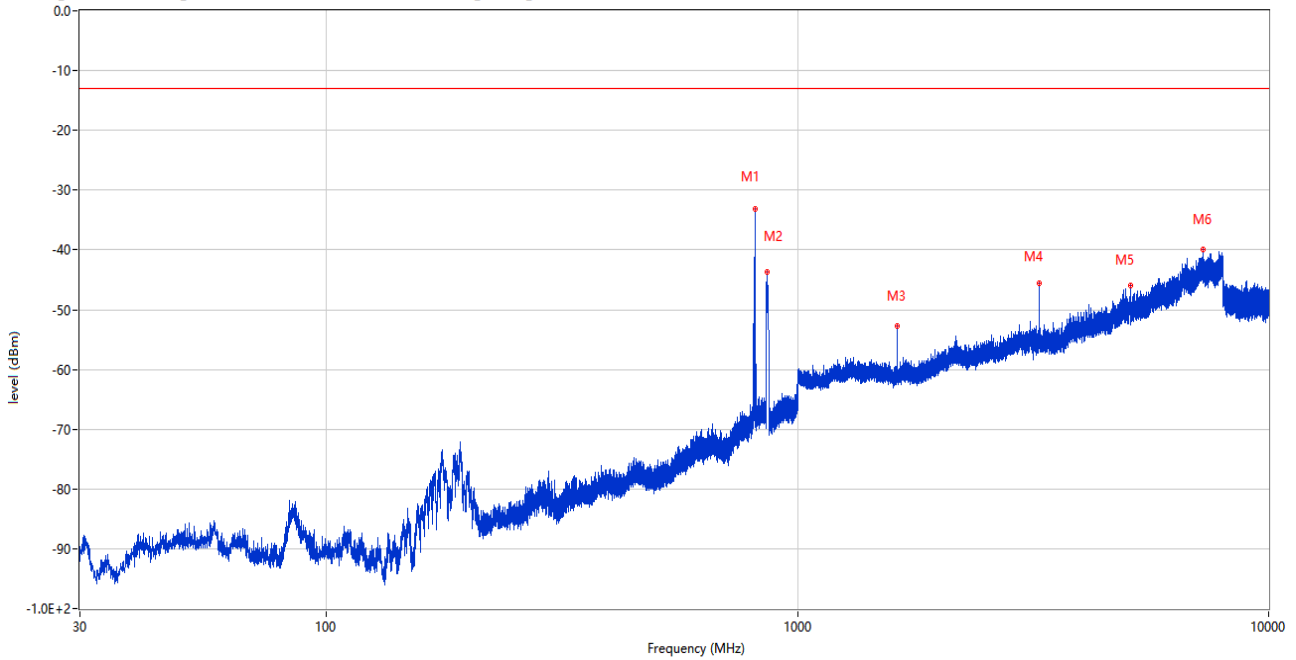
Frequency (MHz)	Result (dBm)	Factor (dB)	Limit (dBm)	Margin (dB)	Table (o)	ANT	EUT	Verdict
839.610	-40.09	6.13	-13.0	27.09	172.00	Vertical	Vertical	N/A
891.796	-39.71	4.75	-13.0	26.71	5.00	Vertical	Vertical	N/A
1680.000	-57.17	-5.21	-13.0	44.17	76.00	Vertical	Vertical	Pass
3359.250	-47.56	3.59	-13.0	34.56	236.00	Vertical	Vertical	Pass
4198.250	-46.91	6.59	-13.0	33.91	94.00	Vertical	Vertical	Pass
7514.750	-39.92	14.50	-13.0	26.92	79.00	Vertical	Vertical	Pass

RSE (RF) \_FCC PART22&24&27\_CDMA BC0 & WCDMA Band5 & LTE Band 5 & 26 \_814-849\_30MHz-10GHz



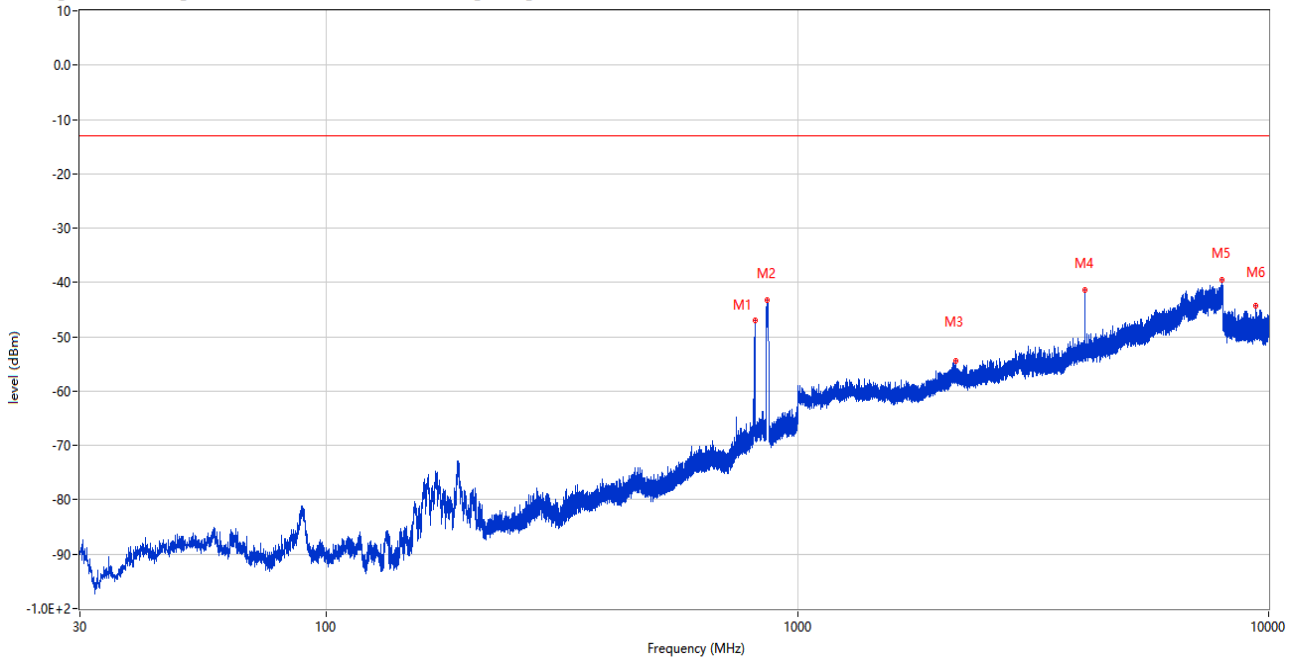
Frequency (MHz)	Result (dBm)	Factor (dB)	Limit (dBm)	Margin (dB)	Table (o)	ANT	EUT	Verdict
839.610	-37.46	6.13	-13.0	24.46	234.00	Vertical	Horizontal	N/A
892.912	-44.45	4.89	-13.0	31.45	276.00	Vertical	Horizontal	N/A
1463.700	-57.68	-5.37	-13.0	44.68	255.00	Vertical	Horizontal	Pass
3112.000	-51.96	4.17	-13.0	38.96	259.00	Vertical	Horizontal	Pass
5054.250	-46.78	9.06	-13.0	33.78	0.00	Vertical	Horizontal	Pass
7549.250	-40.35	13.62	-13.0	27.35	40.00	Vertical	Horizontal	Pass

RSE (RF) \_FCC PART22&24&27\_CDMA BC0 & WCDMA Band5 & LTE Band 5 & 26\_814-849\_30MHz-10GHz



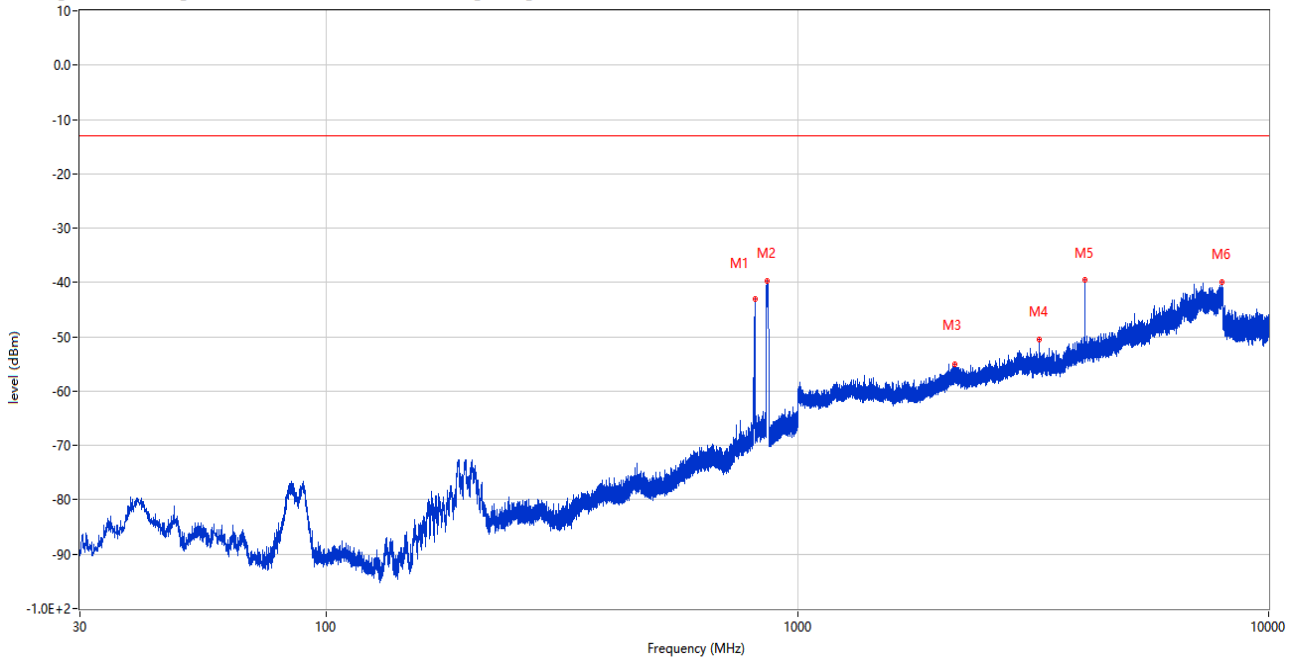
Frequency (MHz)	Result (dBm)	Factor (dB)	Limit (dBm)	Margin (dB)	Table (o)	ANT	EUT	Verdict
814.584	-33.22	5.37	-13.0	20.22	327.00	Horizontal	Horizontal	N/A
860.271	-43.64	4.40	-13.0	30.64	263.00	Horizontal	Horizontal	N/A
1630.000	-52.69	-6.10	-13.0	39.69	159.00	Horizontal	Horizontal	Pass
3259.000	-45.59	4.50	-13.0	32.59	316.00	Horizontal	Horizontal	Pass
5089.500	-45.91	9.29	-13.0	32.91	110.00	Horizontal	Horizontal	Pass
7248.500	-39.83	14.70	-13.0	26.83	42.00	Horizontal	Horizontal	Pass

RSE (RF) \_FCC PART22&24&27\_CDMA BC0 & WCDMA Band5 & LTE Band 5 & 26\_814-849\_30MHz-10GHz



Frequency (MHz)	Result (dBm)	Factor (dB)	Limit (dBm)	Margin (dB)	Table (o)	ANT	EUT	Verdict
814.633	-46.94	5.37	-13.0	33.94	218.00	Horizontal	Vertical	N/A
862.599	-43.31	4.30	-13.0	30.31	174.00	Horizontal	Vertical	N/A
2163.800	-54.37	-2.12	-13.0	41.37	99.00	Horizontal	Vertical	Pass
4073.500	-41.46	6.66	-13.0	28.46	96.00	Horizontal	Vertical	Pass
7941.750	-39.54	15.40	-13.0	26.54	360.00	Horizontal	Vertical	Pass
9403.099	-44.17	9.24	-13.0	31.17	276.00	Horizontal	Vertical	Pass

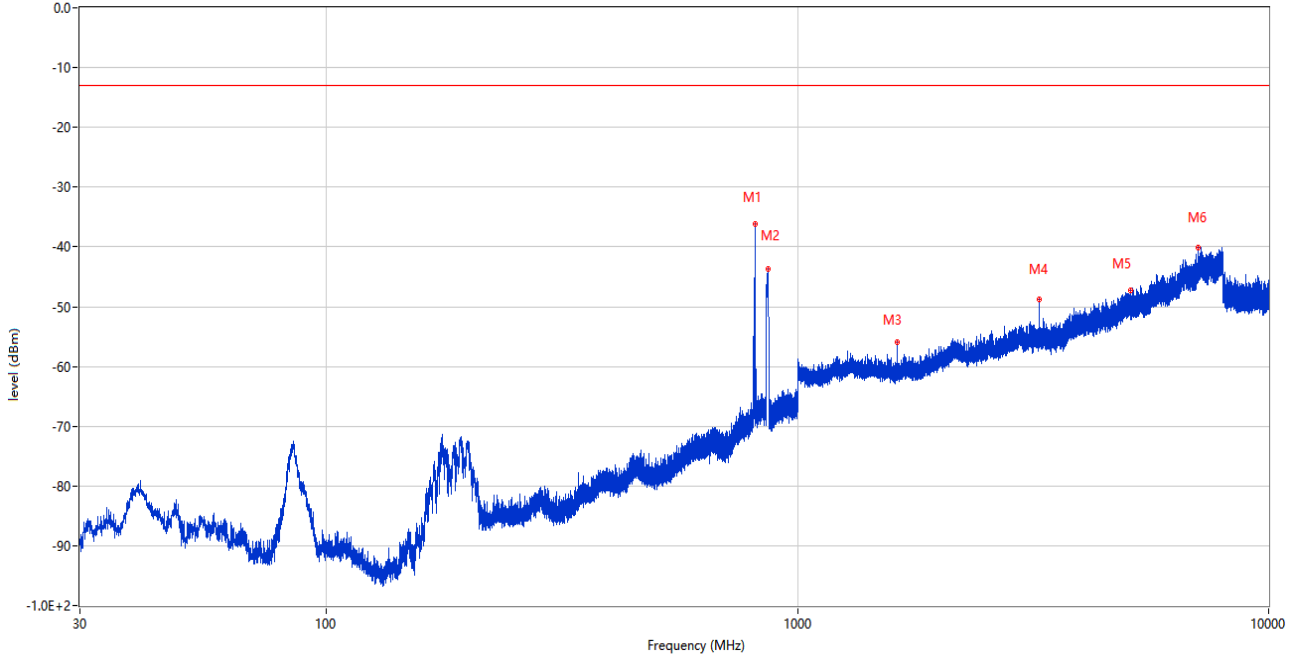
RSE (RF) \_FCC PART22&24&27\_CDMA BC0 & WCDMA Band5 & LTE Band 5 & 26\_814-849\_30MHz-10GHz



Frequency (MHz)	Result (dBm)	Factor (dB)	Limit (dBm)	Margin (dB)	Table (o)	ANT	EUT	Verdict
814.536	-43.04	5.37	-13.0	30.04	185.00	Vertical	Vertical	N/A
863.860	-39.62	4.25	-13.0	26.62	129.00	Vertical	Vertical	N/A
2153.300	-55.06	-1.93	-13.0	42.06	113.00	Vertical	Vertical	Pass
3259.250	-50.39	4.47	-13.0	37.39	98.00	Vertical	Vertical	Pass
4073.500	-39.58	6.66	-13.0	26.58	226.00	Vertical	Vertical	Pass
7978.000	-39.83	15.09	-13.0	26.83	10.00	Vertical	Vertical	Pass

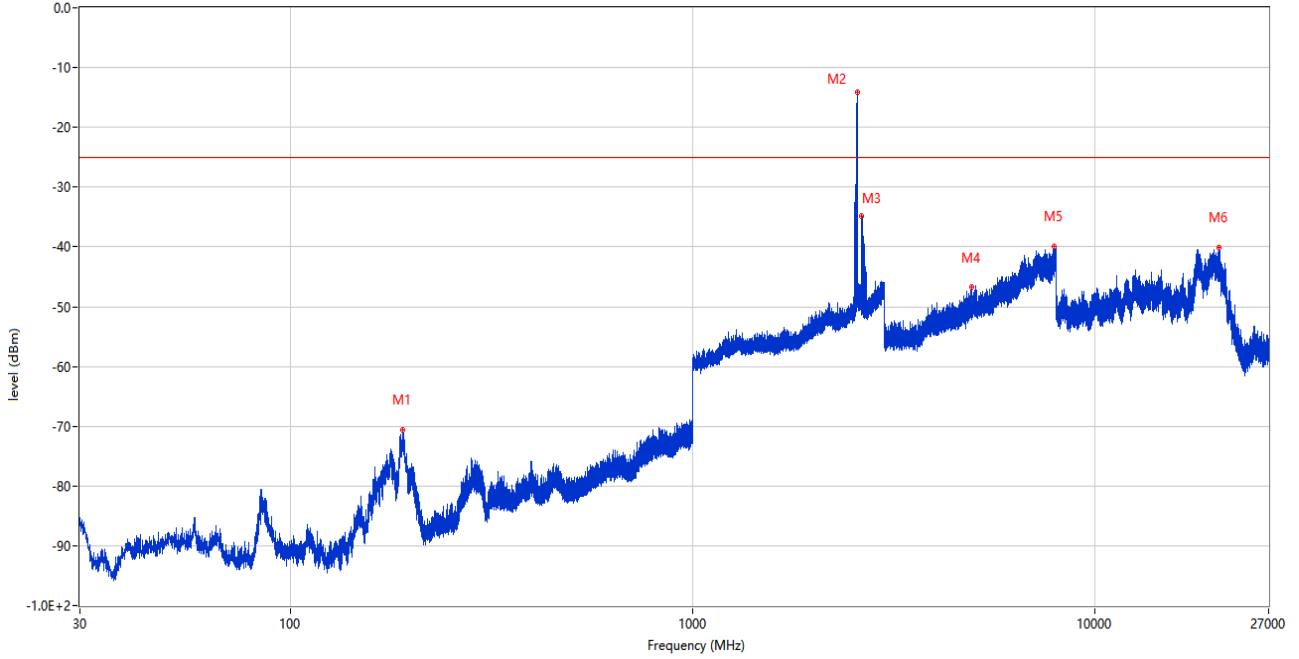


RSE (RF) \_FCC PART22&24&27\_CDMA BC0 & WCDMA Band5 & LTE Band 5 & 26\_814-849\_30MHz-10GHz



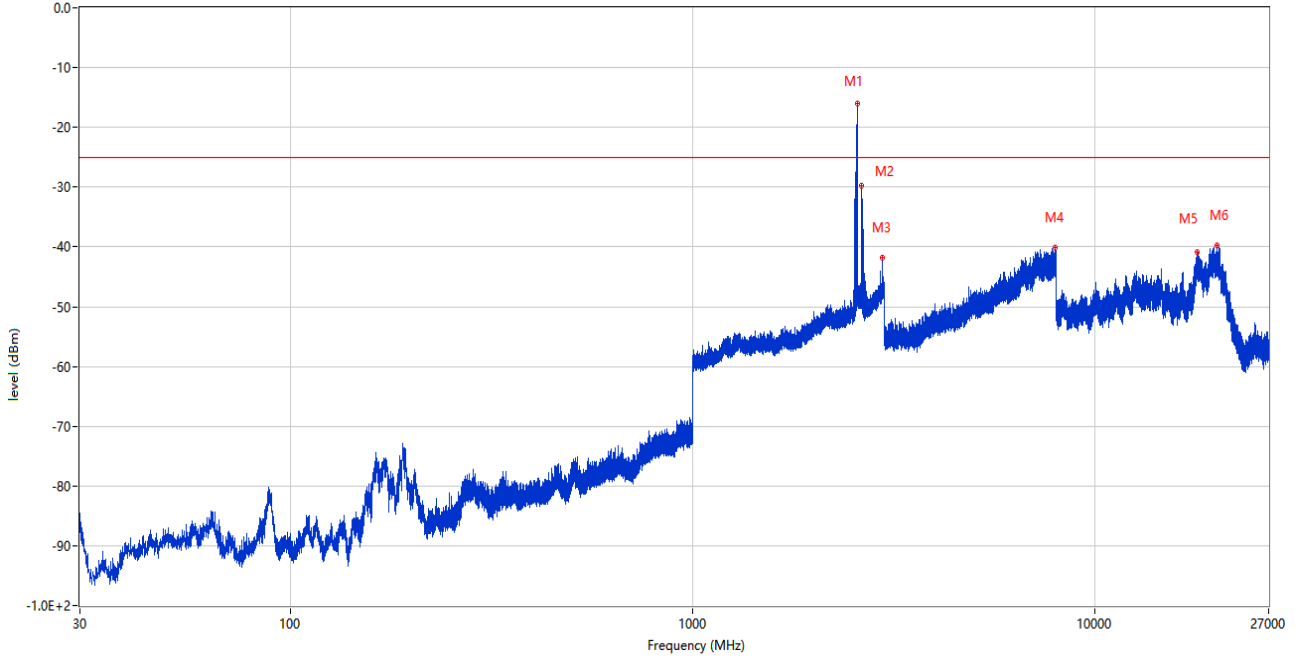
Frequency (MHz)	Result (dBm)	Factor (dB)	Limit (dBm)	Margin (dB)	Table (o)	ANT	EUT	Verdict
814.633	-36.14	5.37	-13.0	23.14	360.00	Vertical	Horizontal	N/A
864.879	-43.60	4.31	-13.0	30.60	277.00	Vertical	Horizontal	N/A
1629.900	-55.94	-6.10	-13.0	42.94	309.00	Vertical	Horizontal	Pass
3259.000	-48.72	4.50	-13.0	35.72	359.00	Vertical	Horizontal	Pass
5088.750	-47.31	9.21	-13.0	34.31	62.00	Vertical	Horizontal	Pass
7094.000	-40.06	13.30	-13.0	27.06	359.00	Vertical	Horizontal	Pass

RSE (RF) \_FCC PART22&24&27\_LTE Band 38 & 41(mid) \_2570-2620\_30MHz-27GHz



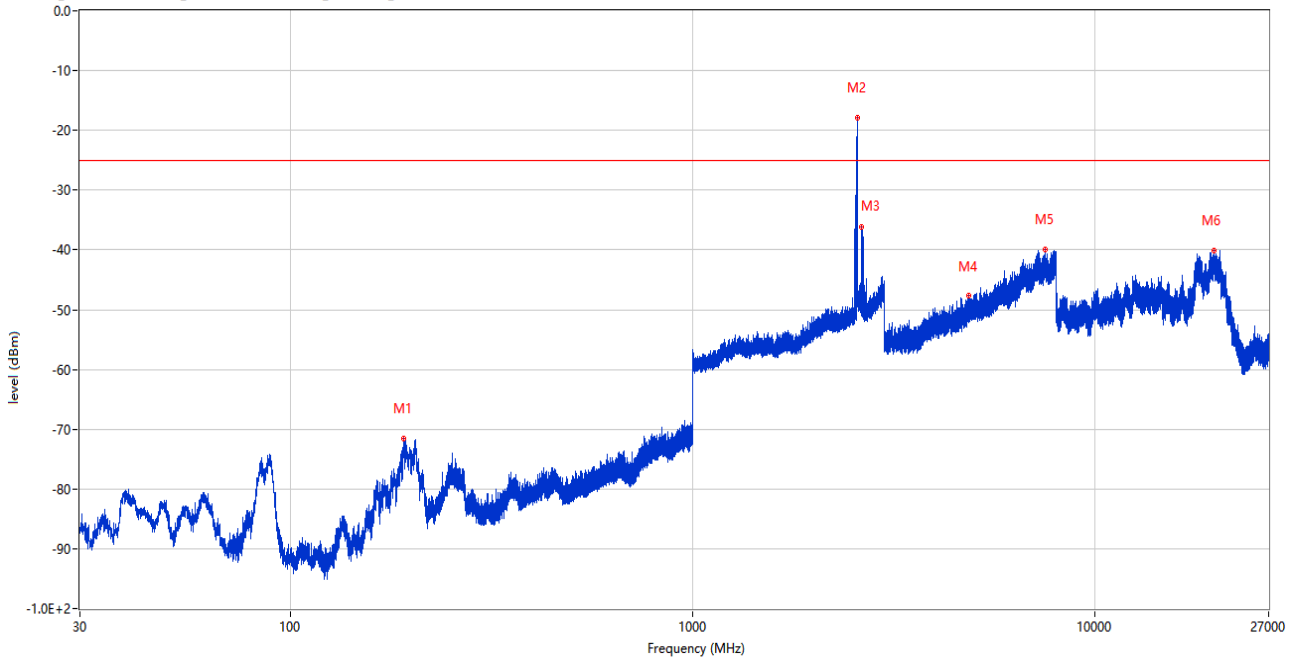
Frequency (MHz)	Result (dBm)	Factor (dB)	Limit (dBm)	Margin (dB)	Table (o)	ANT	EUT	Verdict
190.486	-70.61	-15.85	-25.0	45.61	282.00	Horizontal	Horizontal	Pass
2561.400	-14.20	8.58	-25.0	-10.80	156.00	Horizontal	Horizontal	N/A
2630.100	-34.82	7.28	-25.0	9.82	39.00	Horizontal	Horizontal	Pass
4945.500	-46.75	8.59	-25.0	21.75	360.00	Horizontal	Horizontal	Pass
7906.250	-39.95	14.49	-25.0	14.95	17.00	Horizontal	Horizontal	Pass
20378.700	-40.07	15.88	-25.0	15.07	56.00	Horizontal	Horizontal	Pass

RSE (RF) \_FCC PART22&24&27\_LTE Band 38 & 41(mid) \_2570-2620\_30MHz-27GHz



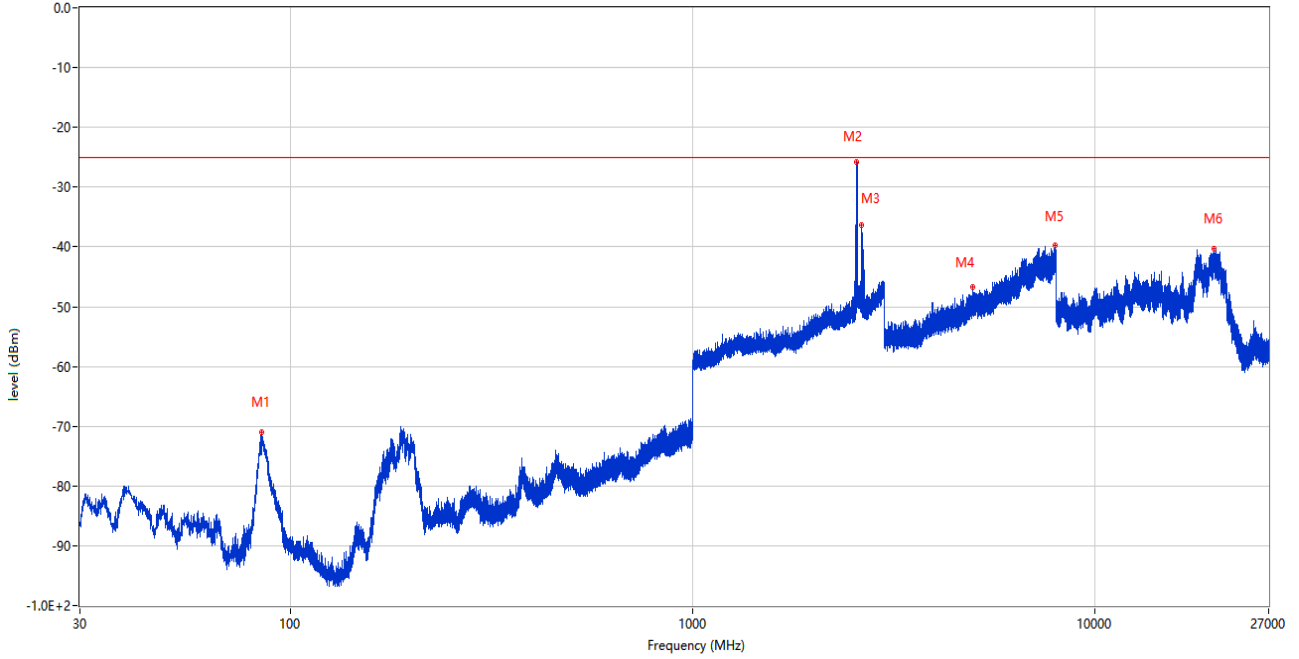
Frequency (MHz)	Result (dBm)	Factor (dB)	Limit (dBm)	Margin (dB)	Table (o)	ANT	EUT	Verdict
2561.000	-16.02	8.55	-25.0	-8.98	360.00	Horizontal	Vertical	N/A
2627.200	-29.68	7.84	-25.0	4.68	0.00	Horizontal	Vertical	Pass
2967.700	-41.83	9.87	-25.0	16.83	288.00	Horizontal	Vertical	Pass
7946.000	-40.06	15.52	-25.0	15.06	207.00	Horizontal	Vertical	Pass
17980.838	-40.81	16.14	-25.0	15.81	164.00	Horizontal	Vertical	Pass
20047.051	-39.75	15.91	-25.0	14.75	0.00	Horizontal	Vertical	Pass

RSE (RF) \_FCC PART22&24&27\_LTE Band 38 & 41(mid) \_2570-2620\_30MHz-27GHz



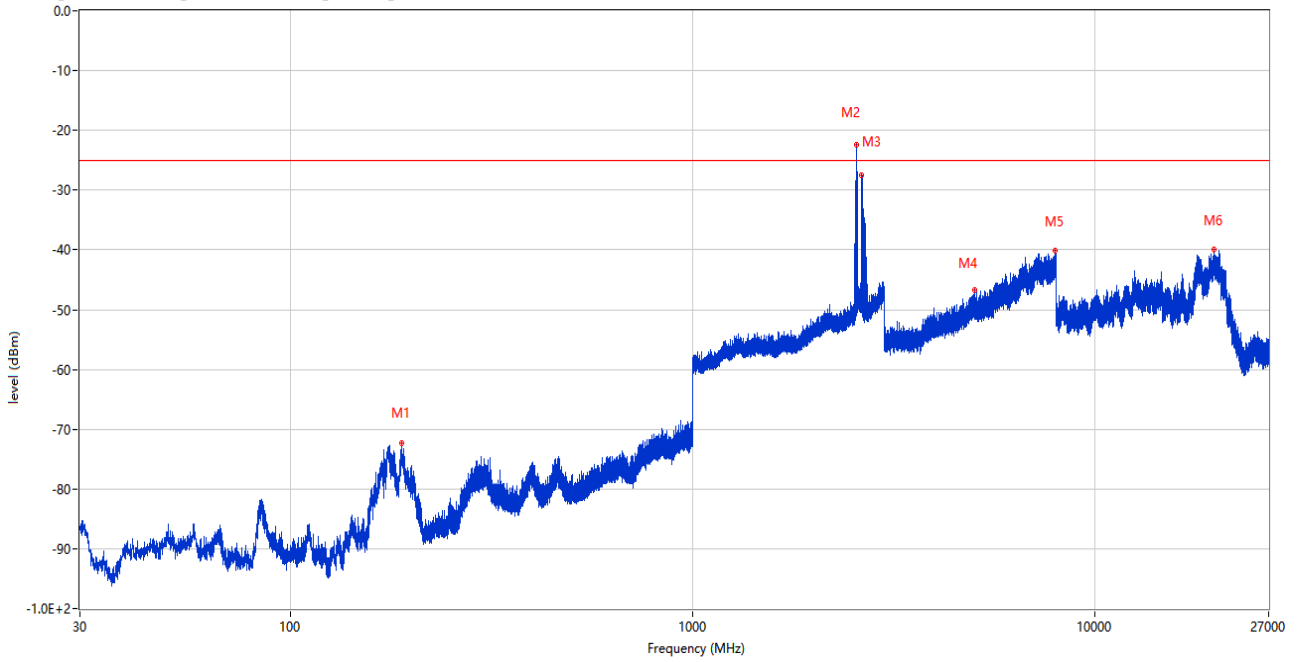
Frequency (MHz)	Result (dBm)	Factor (dB)	Limit (dBm)	Margin (dB)	Table (o)	ANT	EUT	Verdict
191.360	-71.48	-16.02	-25.0	46.48	360.00	Vertical	Vertical	Pass
2563.500	-17.84	8.56	-25.0	-7.16	189.00	Vertical	Vertical	N/A
2628.300	-36.18	7.50	-25.0	11.18	142.00	Vertical	Vertical	Pass
4861.500	-47.70	7.68	-25.0	22.70	0.00	Vertical	Vertical	Pass
7519.500	-39.84	14.60	-25.0	14.84	266.00	Vertical	Vertical	Pass
19775.699	-40.12	15.94	-25.0	15.12	57.00	Vertical	Vertical	Pass

RSE (RF) \_FCC PART22&24&27\_LTE Band 38 & 41(mid) \_2570-2620\_30MHz-27GHz



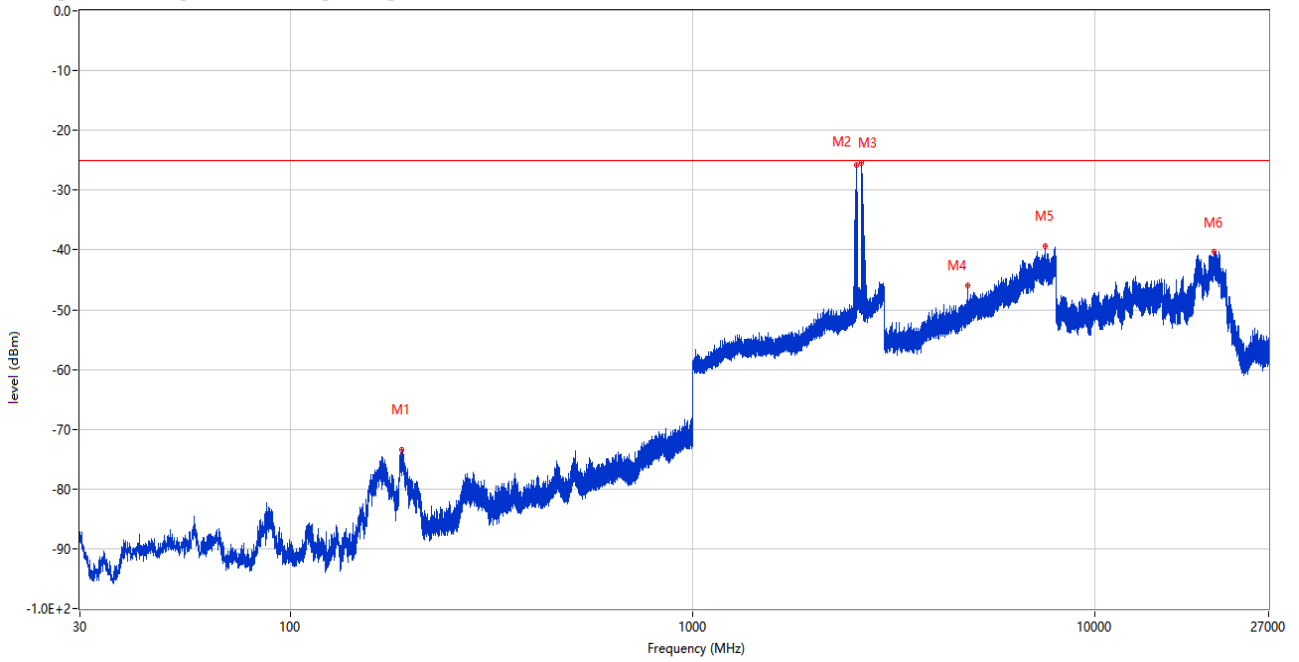
Frequency (MHz)	Result (dBm)	Factor (dB)	Limit (dBm)	Margin (dB)	Table (o)	ANT	EUT	Verdict
84.951	-71.07	-19.68	-25.0	46.07	174.00	Vertical	Horizontal	Pass
2560.300	-25.72	8.38	-25.0	0.72	6.00	Vertical	Horizontal	N/A
2631.000	-36.29	7.32	-25.0	11.29	245.00	Vertical	Horizontal	Pass
4963.250	-46.74	8.77	-25.0	21.74	134.00	Vertical	Horizontal	Pass
7972.000	-39.82	15.10	-25.0	14.82	290.00	Vertical	Horizontal	Pass
19703.251	-40.23	15.94	-25.0	15.23	58.00	Vertical	Horizontal	Pass

RSE (RF) \_FCC PART22&24&27\_LTE Band 38 & 41(mid) \_2570-2620\_30MHz-27GHz



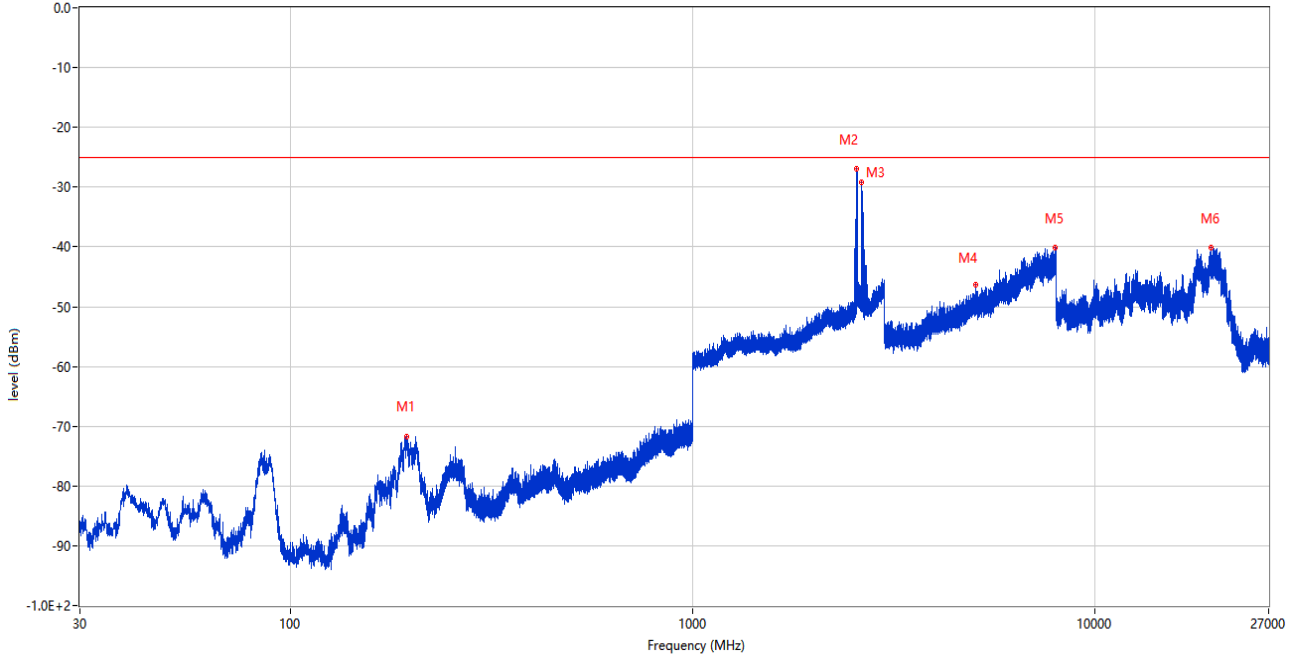
Frequency (MHz)	Result (dBm)	Factor (dB)	Limit (dBm)	Margin (dB)	Table (o)	ANT	EUT	Verdict
189.080	-72.32	-16.06	-25.0	47.32	288.00	Horizontal	Horizontal	Pass
2559.400	-22.45	8.03	-25.0	-2.55	167.00	Horizontal	Horizontal	N/A
2632.600	-27.49	7.06	-25.0	2.49	20.00	Horizontal	Horizontal	N/A
5030.250	-46.73	8.75	-25.0	21.73	209.00	Horizontal	Horizontal	Pass
7944.000	-40.20	15.41	-25.0	15.20	282.00	Horizontal	Horizontal	Pass
19745.100	-39.95	15.94	-25.0	14.95	58.00	Horizontal	Horizontal	Pass

RSE (RF) \_FCC PART22&24&27\_LTE Band 38 & 41(mid) \_2570-2620\_30MHz-27GHz



Frequency (MHz)	Result (dBm)	Factor (dB)	Limit (dBm)	Margin (dB)	Table (o)	ANT	EUT	Verdict
189.128	-73.36	-16.06	-25.0	48.36	278.00	Horizontal	Vertical	Pass
2554.900	-25.85	6.96	-25.0	0.85	178.00	Horizontal	Vertical	N/A
2627.600	-25.42	7.68	-25.0	0.42	155.00	Horizontal	Vertical	N/A
4817.500	-45.90	7.62	-25.0	20.90	323.00	Horizontal	Vertical	Pass
7515.750	-39.35	14.54	-25.0	14.35	56.00	Horizontal	Vertical	Pass
19741.950	-40.34	15.94	-25.0	15.34	32.00	Horizontal	Vertical	Pass

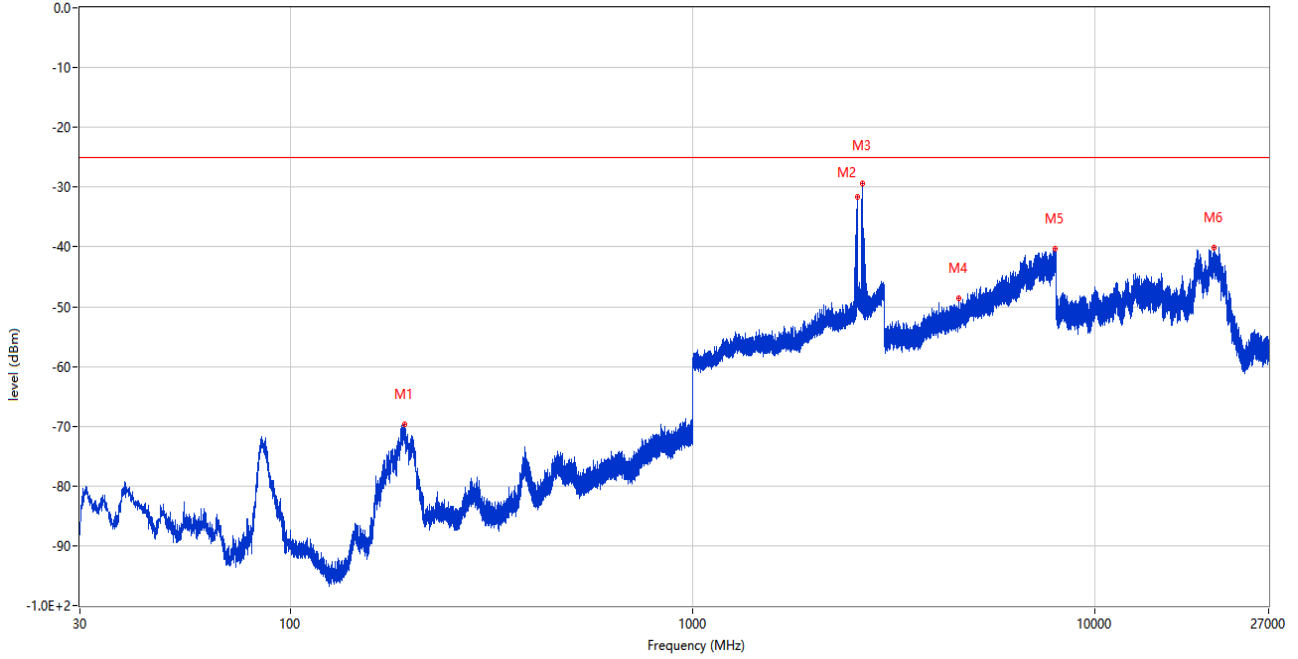
RSE (RF) \_FCC PART22&24&27\_LTE Band 38 & 41(mid) \_2570-2620\_30MHz-27GHz



Frequency (MHz)	Result (dBm)	Factor (dB)	Limit (dBm)	Margin (dB)	Table (o)	ANT	EUT	Verdict
194.900	-71.72	-16.10	-25.0	46.72	360.00	Vertical	Vertical	Pass
2560.700	-27.02	8.48	-25.0	2.02	199.00	Vertical	Vertical	N/A
2629.500	-29.26	7.32	-25.0	4.26	352.00	Vertical	Vertical	N/A
5061.250	-46.30	9.61	-25.0	21.30	274.00	Vertical	Vertical	Pass
7951.250	-40.12	15.32	-25.0	15.12	323.00	Vertical	Vertical	Pass
19416.601	-40.15	15.97	-25.0	15.15	189.00	Vertical	Vertical	Pass

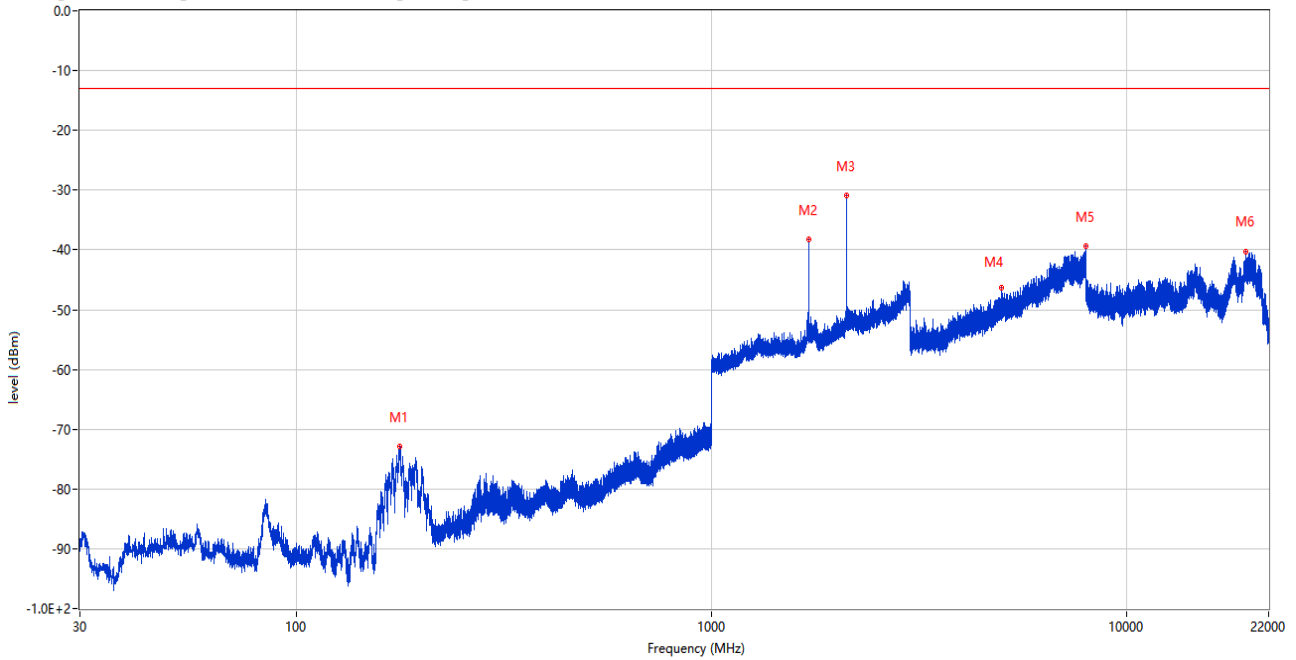


RSE (RF) \_FCC PART22&24&27\_LTE Band 38 & 41(mid) \_2570-2620\_30MHz-27GHz



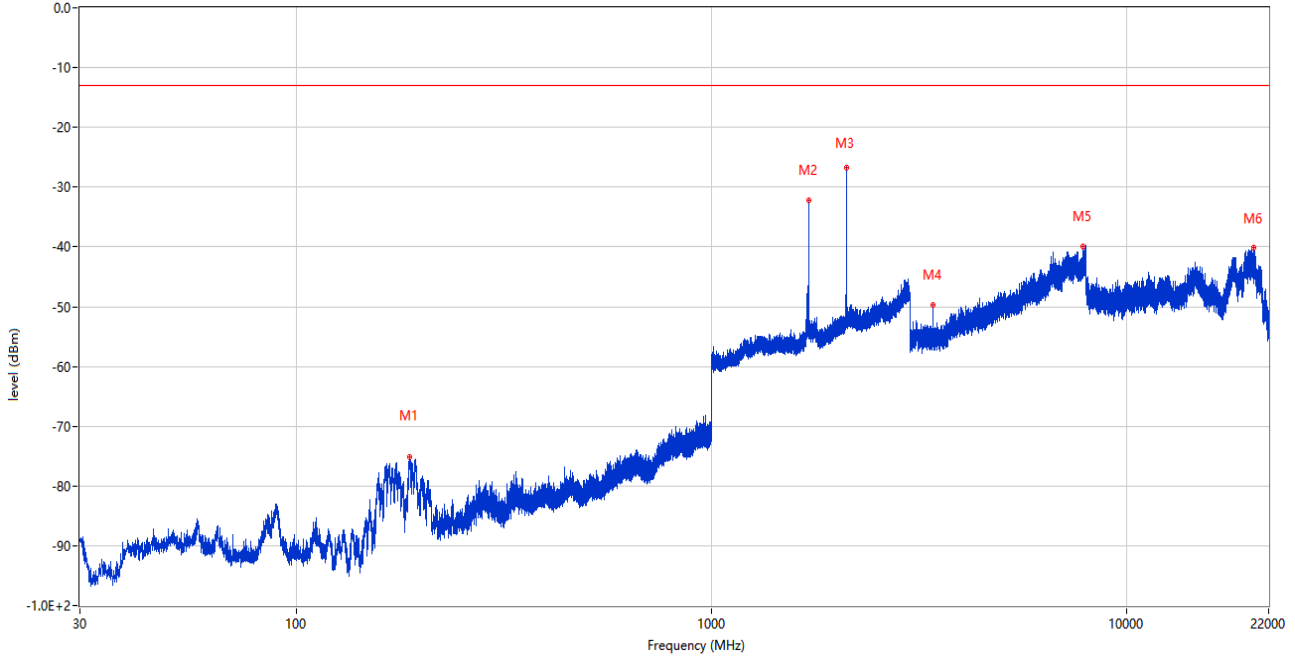
Frequency (MHz)	Result (dBm)	Factor (dB)	Limit (dBm)	Margin (dB)	Table (o)	ANT	EUT	Verdict
191.893	-69.65	-16.05	-25.0	44.65	1.00	Vertical	Horizontal	Pass
2561.300	-31.59	8.58	-25.0	6.59	99.00	Vertical	Horizontal	N/A
2642.700	-29.30	8.09	-25.0	4.30	62.00	Vertical	Horizontal	Pass
4579.750	-48.54	7.42	-25.0	23.54	86.00	Vertical	Horizontal	Pass
7967.750	-40.29	15.00	-25.0	15.29	102.00	Vertical	Horizontal	Pass
19743.750	-40.09	15.94	-25.0	15.09	300.00	Vertical	Horizontal	Pass

RSE (RF) \_FCC PART22&24&27\_WCDMA Band 4 & LTE Band 4 & 66 \_1710-1785\_30MHz-20GHz



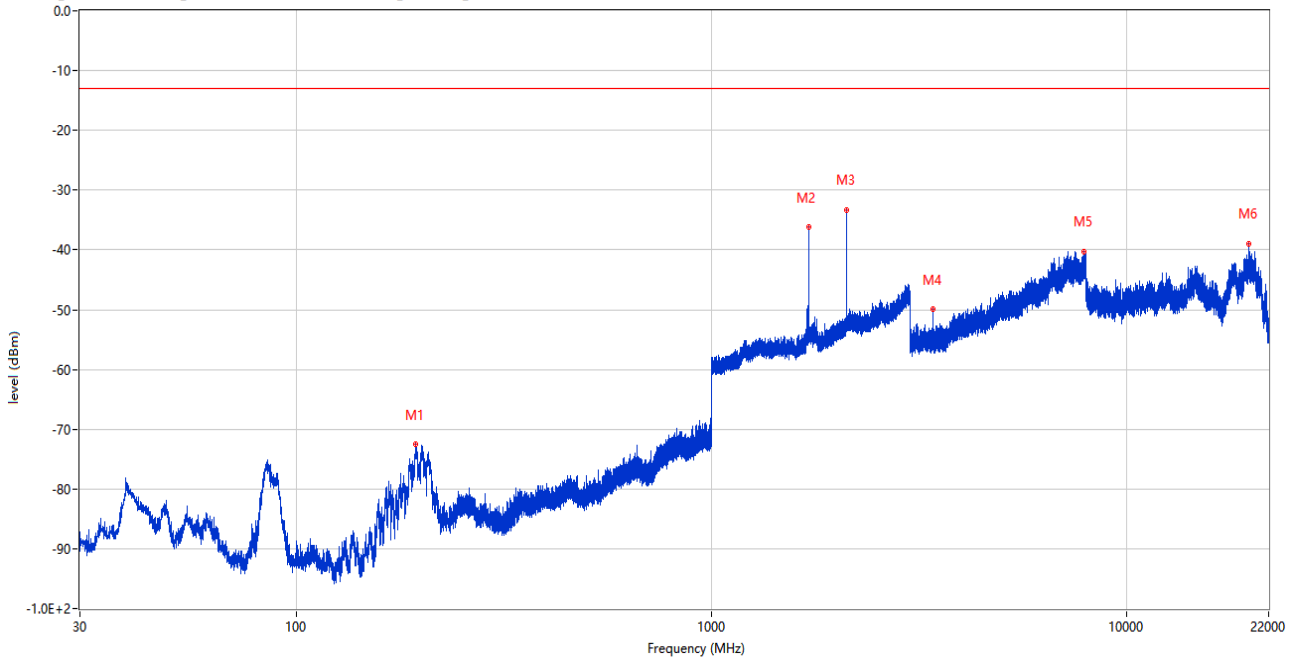
Frequency (MHz)	Result (dBm)	Factor (dB)	Limit (dBm)	Margin (dB)	Table (o)	ANT	EUT	Verdict
176.615	-72.92	-17.84	-13.0	59.92	257.00	Horizontal	Horizontal	Pass
1711.000	-38.28	0.96	-13.0	25.28	28.00	Horizontal	Horizontal	N/A
2113.000	-30.91	2.38	-13.0	17.91	169.00	Horizontal	Horizontal	N/A
4995.500	-46.24	8.70	-13.0	33.24	47.00	Horizontal	Horizontal	Pass
7971.250	-39.41	15.00	-13.0	26.41	56.00	Horizontal	Horizontal	Pass
19407.688	-40.29	15.64	-13.0	27.29	6.00	Horizontal	Horizontal	Pass

RSE (RF) \_FCC PART22&24&27\_WCDMA Band 4 & LTE Band 4 & 66 \_1710-1785\_30MHz-20GHz



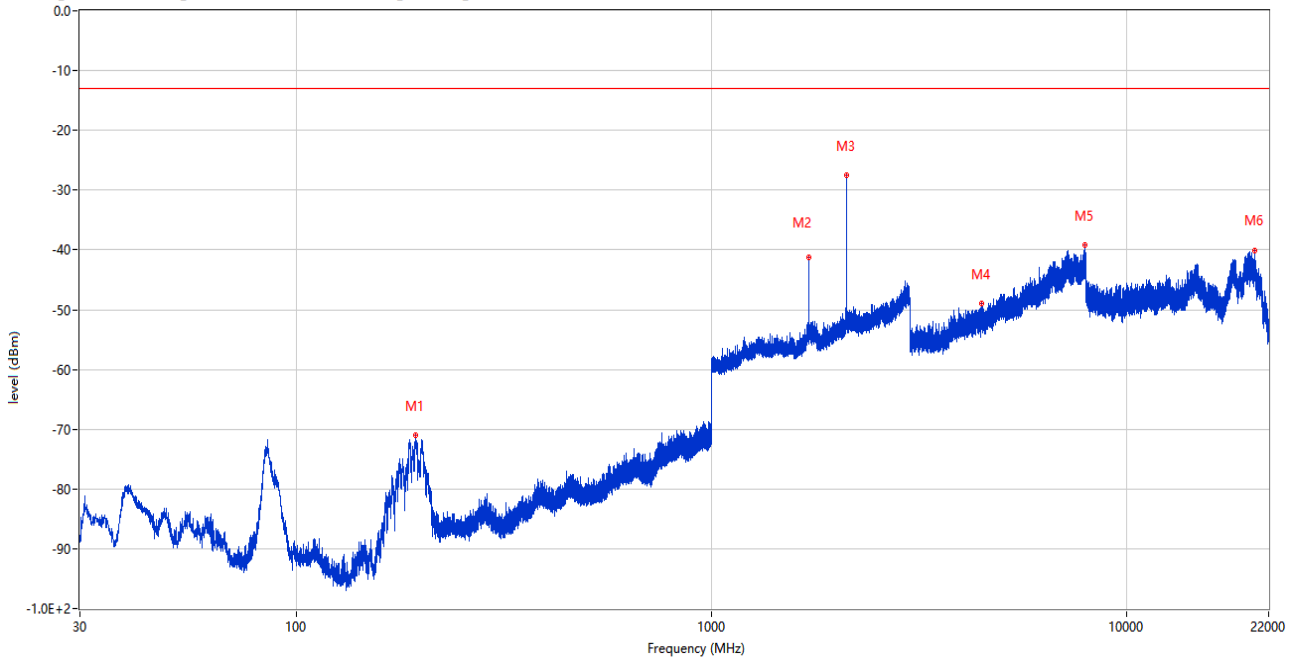
Frequency (MHz)	Result (dBm)	Factor (dB)	Limit (dBm)	Margin (dB)	Table (o)	ANT	EUT	Verdict
187.092	-75.19	-16.36	-13.0	62.19	282.00	Horizontal	Vertical	Pass
1711.000	-32.23	0.96	-13.0	19.23	182.00	Horizontal	Vertical	N/A
2112.200	-26.67	2.54	-13.0	13.67	225.00	Horizontal	Vertical	N/A
3421.250	-49.64	4.08	-13.0	36.64	102.00	Horizontal	Vertical	Pass
7845.500	-39.86	14.83	-13.0	26.86	167.00	Horizontal	Vertical	Pass
20225.849	-40.14	15.70	-13.0	27.14	56.00	Horizontal	Vertical	Pass

RSE (RF) \_FCC PART22&24&27\_WCDMA Band 4 & LTE Band 4 & 66 \_1710-1785\_30MHz-20GHz



Frequency (MHz)	Result (dBm)	Factor (dB)	Limit (dBm)	Margin (dB)	Table (o)	ANT	EUT	Verdict
193.202	-72.56	-16.18	-13.0	59.56	0.00	Vertical	Vertical	Pass
1711.100	-36.16	0.96	-13.0	23.16	243.00	Vertical	Vertical	N/A
2112.300	-33.28	2.55	-13.0	20.28	140.00	Vertical	Vertical	N/A
3421.250	-49.93	4.08	-13.0	36.93	161.00	Vertical	Vertical	Pass
7876.250	-40.30	14.91	-13.0	27.30	185.00	Vertical	Vertical	Pass
19749.474	-38.98	15.66	-13.0	25.98	245.00	Vertical	Vertical	Pass

RSE (RF) \_FCC PART22&24&27\_WCDMA Band 4 & LTE Band 4 & 66\_1710-1785\_30MHz-20GHz



Frequency (MHz)	Result (dBm)	Factor (dB)	Limit (dBm)	Margin (dB)	Table (o)	ANT	EUT	Verdict
193.445	-71.07	-16.16	-13.0	58.07	351.00	Vertical	Horizontal	Pass
1711.100	-41.18	0.96	-13.0	28.18	8.00	Vertical	Horizontal	N/A
2112.900	-27.51	2.40	-13.0	14.51	31.00	Vertical	Horizontal	N/A
4467.750	-48.98	7.68	-13.0	35.98	54.00	Vertical	Horizontal	Pass
7952.750	-39.22	15.21	-13.0	26.22	168.00	Vertical	Horizontal	Pass
20411.775	-40.05	15.72	-13.0	27.05	353.00	Vertical	Horizontal	Pass

--BLANK BELOW--