



Owner's Manual For TL897 Powerplay True Wireless Sportbuds (English)


Bluetooth Pairing/Connection



Turn on earbuds by pressing the  button. Bluetooth pairing will activate automatically. Enable Bluetooth function on your device and find TL897 Bluetooth device from the list of pairable devices. Click or tap connect/or tap on the item name to pair the two devices. After a successful connection, the earbuds will announce that it has been paired. Now you can listen to your music using the wireless earbuds.


Key Functions


On/Off: Press and hold the exterior button  for 5 seconds to turn on/off.

Music Pause: Press the  to pause music.

Press  again to resume playback. This can also be used to answer/end calls.

Volume Increase: Press and hold the  button to increase the volume. Press and hold the  button to reduce the volume.

Next Song: Press the  button to skip to the next song.

Previous Song: Press the  button to go back to the previous song.

Accessories Included in Box

1 x TL897 Bluetooth Sportbuds

1 x Micro USB Charging Cable

1 x Owners Manual

Micro USB Cable

To charge Device:



Plug the

small (micro) end of the USB cable into charging dock and the other end to a power source. Place the sportbuds on the pins to charge each piece. The sportbuds will light up when charging.

Important Battery Information

Warning: Your product contains a battery and charging system which is designated to work in temperatures that do not exceed 50°C (122°F). Leaving this product in a closed automobile or the trunk of an automobile where temperatures may exceed 50°C may result in permanent battery damage, fire, or explosion. Please remove your product from the automobile when you exit, do not place your product in the trunk of your automobile, and do not leave your product in any location where temperatures may exceed 50°C.

This product contains a non-removeable Lithium-Ion rechargeable battery.

Precautions of the Unit

- Do not use the unit immediately after transportation from a cold place to a warm place; condensation problems within the unit may occur affecting performance.
- Do not store the unit near fire, places with high temperature, and/or in direct sunlight. Exposure to direct sunlight or extreme heat (such as inside a parked car) may cause damage or malfunction.
- Clean the unit with a soft cloth or a damp chamois leather. Never use solvents.

Ecology

Your product must be disposed of properly according to local laws and regulations. Because this product contains a battery, the product must be disposed of separately from household waste.

Headset Safety

To use a headset safely, please keep the following in mind:

- Do not play your headset at a high volume. Hearing experts advise against continuous extended play.
- If you experience ringing in your ears, turn down the volume or stop using the headset.
- Do not use the headset while driving a motorized vehicle or riding a bike. It may cause a traffic hazard and is illegal in many areas.
- Even if your headset is an open-air type designed to let you hear outside sounds, don't turn up the volume so you can't hear your surroundings.
- Never operate heavy machinery while listening to or wearing your headphones.

Listen Responsibly

To avoid hearing damage, make sure that the volume on your music player is turned down before playing music through your earbuds. After placing earbuds in your ears, gradually turn up the volume until you reach a comfortable

listening level. Noise levels are measured in decibels (dB), exposure to any noise at or above 85 dB can cause gradual hearing loss. Monitor your use; hearing loss is a function of loudness over time. The louder it is, the less time you can be exposed to it. The softer it is, the more time you can listen to it.

The *Bluetooth*® work mark and logos are registered trademarks owned by Bluetooth SIG, Inc. and any use of such marks by Edge Imports Inc. is under license. Other trademarks and trade names belong to their respective owners.

FCC Information

This device complies with Part 15 of the FCC Rules and Industry Canada License-exempt RSS-247. Operation is subject to the following two conditions: (1) this device may not cause harmful interference, and (2) this device must accept any interference received, including interference that may cause undesired operation.

§ 15.21 Changes or modification warning.
Any Changes or modifications not expressly approved by the party responsible for compliance could void the user's authority to operate the equipment.

§ 15.105 Information to the user.
Note: This equipment has been tested and found to comply with the limits for a Class B digital device, pursuant to part 15 of the FCC Rules. These limits are designed to provide reasonable protection against harmful interference in a residential installation. This equipment generates uses and can radiate radio frequency energy and, if not installed and used in accordance with the instructions, may cause harmful interference to radio communications. However, there is no guarantee that interference will not occur in a particular installation. If this equipment does cause harmful interference to radio or television reception, which can be determined by turning the equipment off and on, the user is encouraged to try to correct the interference by one or more of the following measures:
-Reorient or relocate the receiving antenna.
-Increase the separation between the equipment and receiver.
-Connect the equipment into an outlet on a circuit different from that to which the receiver is connected.

-Consult the dealer or an experienced radio/TV technician for help.

IC Radiation Exposure Statement

This equipment complies with Canada radiation exposure limits set forth for uncontrolled environments. This transmitter must not be co-located or operating in conjunction with any other antenna or transmitter.