

Software Downloading

Opening the website:
<http://www.humzor.com>

Home page>Support page

Then find the right software to download and install.



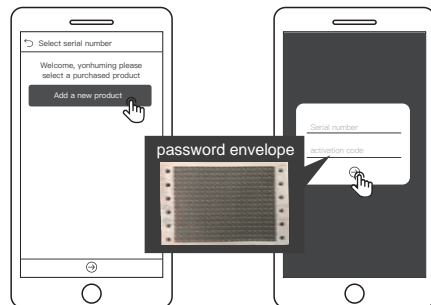
APP Guide

1. Software Activation

At first, please keep network working, run NEXZDAS series APP. If you are a new customer, please register at first. Input your E-mail and set your password to complete binding.

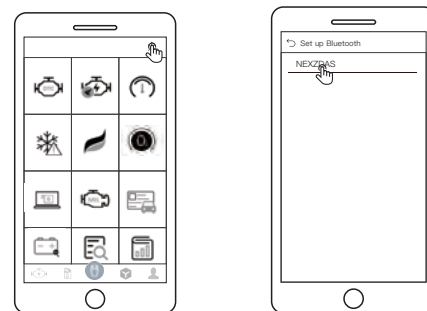


Click 'Add a new product' to input the serial number (S/N) and activation code [can be obtained from the envelope in the box].



2. Set up Bluetooth

After enter the HOME page , click the Bluetooth icon in the top right corner to connect Bluetooth .



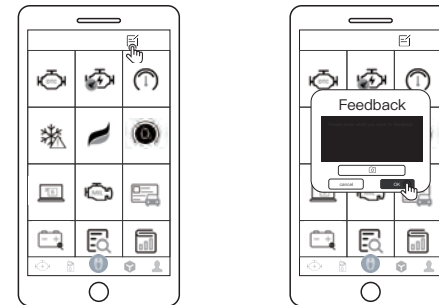
3. Software Downloads

After activation completes, click 'TOOL' module and enter App store to download the function you need.



4. Feedback

Click the feedback button in the upper right corner of the software interface for quick feedback with text or image form. And we will respond to it as soon as possible.

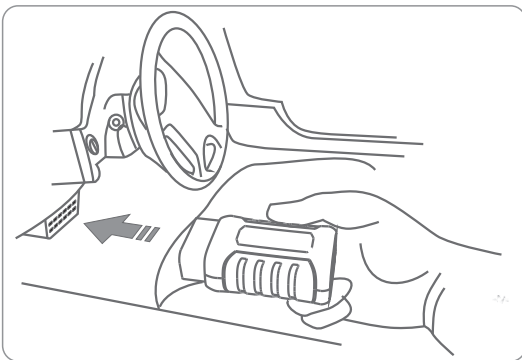
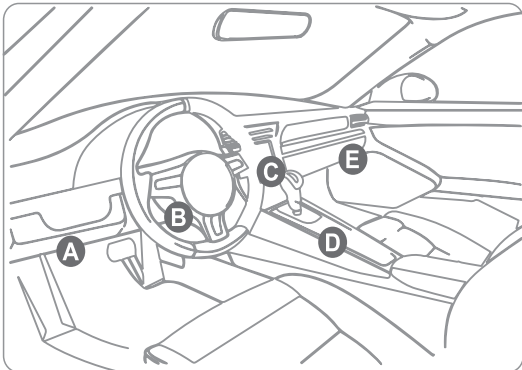


5. Product management

Click the "Switch / Add Product" button in the "Me" module to enter the product selection interface. You can switch, add and delete product. (Delete product can be done by making a left slide)



Vehicle OBD connector locates in different parts,see the picture as below:



Specifications

Operating System	Android
Processor	ARM 32-bit Cortex processor
Communications	Bluetooth
Input Voltage	DC 9 ~ 18V
Operating Temperature	-20 to 70°C (14-158°F) ,Relative Humidity:<90%
Storage Temperature	-40 to 85°C (-40 to 185°F) ,Relative Humidity:<90%
Dimension	150mm(5.91") * 94mm(3.70") * 40mm(1.57")
Unit Weight	NW:0.07kg(0.154lb) GW:0.166kg(0.336lb)

Warranty

Warranty Ordinance: Limited one year warranty for NEXZDAS .

No Warranty Provided in Following Conditions:

1. Warranty service is not provided beyond the warranty period.
2. Product damage caused by incorrect installation or improper operation.
3. Self-modification, replacement of internal parts, and other man-made damage, etc.
4. Product damaged by natural disasters, accidents, infiltration of liquids, etc.

NEXZDAS Series

Quick Start Guide

FCC ID: 2AU5R-ND306



www.humzor.com



HUMZOR
Auto Master.Master Auto

FCC Statement

Changes or modifications not expressly approved by the party responsible for compliance could void the user's authority to operate the equipment.

This equipment has been tested and found to comply with the limits for a Class B digital device, pursuant to Part 15 of the FCC Rules. These limits are designed to provide reasonable protection against harmful interference in a residential installation. This equipment generates uses and can radiate radio frequency energy and, if not installed and used in accordance with the

instructions, may cause harmful interference to radio communications. However, there is no guarantee that interference will not occur in a particular installation. If this equipment does cause harmful interference to radio or television reception, which can be determined by turning the equipment off and on, the user is encouraged to try to correct the

instructions, may cause harmful interference to radio communications. However, there is no guarantee that interference will not occur in a particular installation. If this equipment does cause harmful interference to radio or television reception, which can be determined by turning the equipment off and on, the user is encouraged to try to correct the interference by one or more of the following measures:

- Reorient or relocate the receiving antenna.
- Increase the separation between the equipment and receiver.
- Connect the equipment into an outlet on a circuit different from that to which the receiver is connected.
- Consult the dealer or an experienced radio/TV technician for help

This device complies with part 15 of the FCC rules. Operation is subject to the following two conditions (1) this device may not cause harmful interference, and (2) this device must accept any interference received, including interference that may cause undesired operation.