


RF Test Setup Photo

Description: Front View of Conducted Emission Test Setup for Power Port (Wi-Fi Operation)



Description: Back View of Conducted Emission Test Setup for Power Port (Wi-Fi Operation)



Description: Radiated Spurious Emission Test Setup for Below 1GHz (Wi-Fi Operation)




Description: Radiated Spurious Emission Test Setup for Above 1GHz (Wi-Fi Operation)




Description: Radiated Restricted Band Edge Test Setup (Wi-Fi Operation)




Description: Conducted Test Setup (Wi-Fi Operation)



Description: Radiated Spurious Emission Test Setup for Below 30MHz (NFC Operation)




Description: Radiated Spurious Emission Test Setup for Above 30MHz (NFC Operation)




SAR Test Setup Photograph


Description: Body Front position with 0mm gap




Description: Body Back position with 0mm gap




Description: Body Left position with 0mm gap



Description: Body Right position with 0mm gap



Description: Body Top position with 0mm gap



Description: Body Bottom position with 0mm gap

