

Test Setup Photographs for the Model No. / PMN: 03-xxxx (colour coding)

1.Radiated Emissions:




Photo 1 Radiated Test Setup-9 kHz – 30 MHz




Photo 2 Radiated Test Setup-9 kHz – 30 MHz




Photo 3 Radiated Test Setup-30 MHz – 1 GHz




Photo 4 Radiated Test Setup-30 MHz – 1 GHz

2. Conducted Test Setup:




Photo 5 Conducted Test Setup




Photo 6 Conducted Test Setup




Photo 7 Conducted Test Setup-Frequency Stability



Photo 8 Conducted Test Setup-Frequency Stability

3.AC Conducted Emissions:




Photo 9 AC Conducted Test Setup




Photo 10 AC Conducted Test Setup