



RADIATED EMISSION TEST SET-UP

Front View (Below 1GHz)




Back View (Below 1GHz)




(The EUT placed at the center of the turntable)

Front View (Above 1GHz)



Back View (Above 1GHz)



(The EUT placed at the center of the turntable)