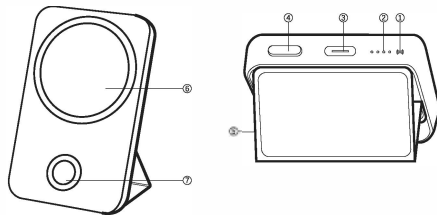


## User Manual

### Wireless Charging Power Bank

#### Overview



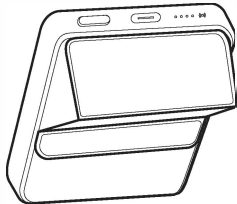
(*)	Green LED, Phone Wireless On
(*)	Blue LED, Watch Wireless On
(*)	LED Off, Wireless Off
● ● ● ●	1%-25%
● ● ● ●	26%-50%
● ● ● ●	51%-75%
● ● ● ●	76%-100%

1. Wireless Charging Indicator
2. Battery Level Indicator
3. USB-C Port for Charging and Discharging.
4. Power Button
5. Foldable Stand
6. Wireless Charger for Phone
7. Wireless Charger for Watch

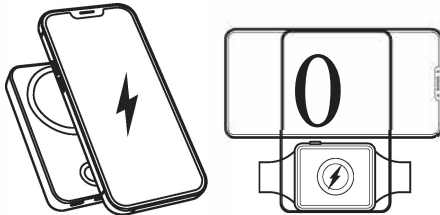
#### Charge Your Devices Wirelessly.

NOTE: The Magnetic function only work with MagSafe charging phones (iPhone 12 / 13 / 14 series or later) or phones with a MagSafe case.

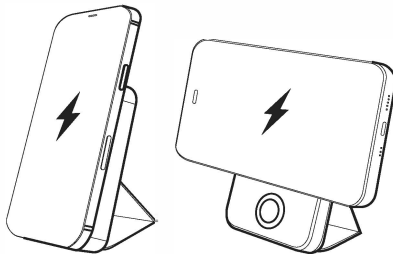
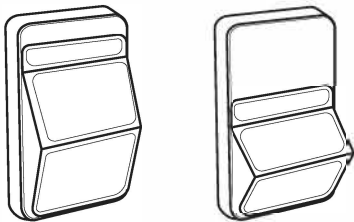
1. Press the power button to activate wireless charging.



2. Place the power bank on your device as illustrated below and it will be held in place magnetically.

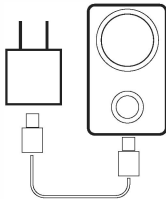


3. The foldable stand can be unfolded and used as a stand during wireless charging.

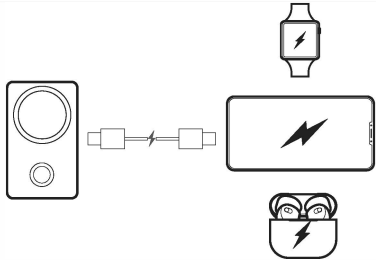


#### Recharge the Power Bank

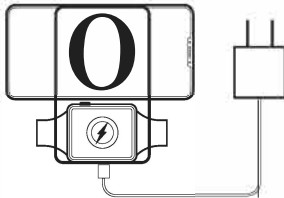
1. This power bank can be recharged by a USB-C cable and Charger.
2. 5V=2A(10W) charger is required at least, PD3.0 or QC3.0 charger is better.



#### Charge Your Devices Via a Cable



#### Recharge the Power Bank and Your Device Together



1. Recharge the power bank by a cable and charger.
2. Place your wireless charging device on the wireless charging area.
3. Make sure your device is recharging.

#### Important Notes

This wireless charger is not compatible with non-MagSafe phone cases, such as Otterbox Defender cases.

1. Do not use an adapter with an output less than 5V/2A (10W).
2. Wireless chargers make charging more convenient than wired chargers, but confined by current wireless technology, their charging speed is slower than that of wired chargers.
3. High temperatures will reduce charging speed and restrict power, which is something that happens to all wireless chargers. It is recommended that you charge your device in environments with temperatures below 25°C/77°F.
4. Both the protective phone case and the position of your device on the

wireless charger will affect the charging speed. The farther it is placed from the center of the wireless charger, the slower the charging speed will be.

#### Safety Instructions

When using this product, basic precautions should always be followed, including the following:

1. Store the product in a cool, dry place.
2. Do not store the product in a hot or humid environment.
3. Use of a power supply or charger not recommended or sold by the product manufacturer may result in a risk of fire or injury to persons.
4. Operating temperature should be between 0°C to 40°C / 32°F to 104°F.
5. Do not disassemble the product. Take it to a qualified service person when service or repair is required. Incorrect reassembly may result in a risk of fire or injury to persons.
6. If the product is not used for long periods of time, you should charge and discharge it once every three months.
7. When charging a device, the product may feel warm. This is a normal operating condition and should not be a cause for concern.
8. In normal conditions, the battery performance will decline over several years.
9. Do not dispose of the product in heat or fire.
10. Do not clean the product with harmful chemicals or detergents.
11. Misuse, dropping, or excessive force may cause product damage.
12. When disposing of secondary cells or batteries, keep cells or batteries of different electrochemical systems separate from each other.
13. Be aware that a discharged battery may cause fire or smoke. Tape the terminals to insulate them.

This device complies with part 15 of the FCC Rules. Operation is subject to the following two conditions: (1) This device may not cause harmful interference, and (2) this device must accept any interference received, including interference that may cause undesired operation.

Any changes or modifications not expressly approved by the party responsible for compliance could void the user's authority to operate the equipment.

NOTE: This equipment has been tested and found to comply with the limits for a Class B digital device, pursuant to Part 15 of the FCC Rules. These limits are designed to provide reasonable protection against harmful interference in a residential installation. This equipment generates, uses and can radiate radio frequency energy and, if not installed and used in accordance with the instructions, may cause harmful interference to radio communications. However, there is no guarantee that interference will not occur in a particular installation.

If this equipment does cause harmful interference to radio or television reception,

which can be determined by turning the equipment off and on, the user is encouraged to try to correct the interference by one or more of the following measures:

- Reorient or relocate the receiving antenna.
- Increase the separation between the equipment and receiver.
- Connect the equipment into an outlet on a circuit different from that to which the receiver is connected.
- Consult the dealer or an experienced radio/TV technician for help.

FCC Radiation Exposure Statement

The device has been evaluated to meet general RF exposure requirement. FCC ID: 2ATZH-M1

## User Manual

### Wireless Charging Power Bank