Plot 1#: GSM 850_Head Left Cheek_Mid

DUT: Power 7S; Type: Smart Phone; Serial: SZNS220401-11969E-SA-S1

Communication System: UID 0, Generic GSM (0); Frequency: 836.6 MHz;Duty Cycle: 1:8
Medium parameters used (interpolated): f = 836.6 MHz; σ = 0.909 S/m; ε_r = 42.408; ρ = 1000 kg/m^3
Phantom section: Left Section

DASY5 Configuration:

- Probe: EX3DV4 - SN3619; ConvF(8.5, 8.5, 8.5); Calibrated: 2021/08/25
- Sensor-Surface: 4mm (Mechanical Surface Detection)
- Electronics: DAE4 Sn1211; Calibrated: 2022/03/01
- Phantom: Twin SAM; Type: QD000P40CD; Serial: TP:1744
- Measurement SW: DASY52, Version 52.10 (4); SEMCAD X Version 14.6.14 (7501)

Head Left Cheek/GSM 850 Mid/Area Scan (71x91x1): Interpolated grid: dx=1.500 mm, dy=1.500 mm
Maximum value of SAR (interpolated) = 0.169 W/kg

Head Left Cheek/GSM 850 Mid/Zoom Scan (5x5x7)/Cube 0: Measurement grid: dx=8mm, dy=8mm, dz=5mm
Reference Value = 3.883 V/m; Power Drift = 0.12 dB
Peak SAR (extrapolated) = 0.207 W/kg
SAR(1 g) = 0.170 W/kg; SAR(10 g) = 0.129 W/kg
Maximum value of SAR (measured) = 0.177 W/kg

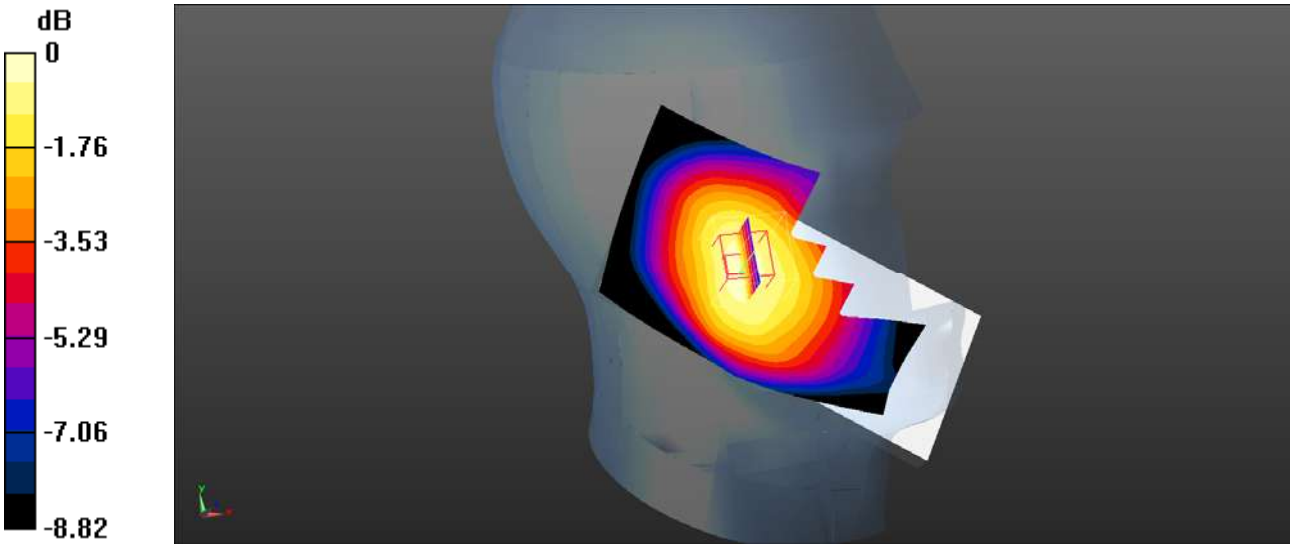

0 dB = 0.177 W/kg = -7.52 dBW/kg

Plot 2#: GSM 850_Head Left Tilt_Mid

DUT: Power 7S; Type: Smart Phone; Serial: SZNS220401-11969E-SA-S1

Communication System: UID 0, Generic GSM (0); Frequency: 836.6 MHz;Duty Cycle: 1:8
Medium parameters used (interpolated): f = 836.6 MHz; σ = 0.909 S/m; ε_r = 42.408; ρ = 1000 kg/m^3
Phantom section: Left Section

DASY5 Configuration:

- Probe: EX3DV4 - SN3619; ConvF(8.5, 8.5, 8.5); Calibrated: 2021/08/25
- Sensor-Surface: 4mm (Mechanical Surface Detection)
- Electronics: DAE4 Sn1211; Calibrated: 2022/03/01
- Phantom: Twin SAM; Type: QD000P40CD; Serial: TP:1744
- Measurement SW: DASY52, Version 52.10 (4); SEMCAD X Version 14.6.14 (7501)

Head Left Tilt/GSM 850 Mid/Area Scan (71x91x1): Interpolated grid: dx=1.500 mm, dy=1.500 mm
Maximum value of SAR (interpolated) = 0.115 W/kg

Head Left Tilt/GSM 850 Mid/Zoom Scan (5x5x7)/Cube 0: Measurement grid: dx=8mm, dy=8mm, dz=5mm
Reference Value = 8.231 V/m; Power Drift = 0.02 dB
Peak SAR (extrapolated) = 0.136 W/kg
SAR(1 g) = 0.108 W/kg; SAR(10 g) = 0.082 W/kg
Maximum value of SAR (measured) = 0.112 W/kg



0 dB = 0.112 W/kg = -9.51 dBW/kg

Plot 3#: GSM 850_Head Right Cheek_Low

DUT: Power 7S; Type: Smart Phone; Serial: SZNS220401-11969E-SA-S1

Communication System: UID 0, Generic GSM (0); Frequency: 824.2 MHz;Duty Cycle: 1:8
Medium parameters used (interpolated): f = 824.2 MHz; σ = 0.902 S/m; ε_r = 42.417; ρ = 1000 kg/m^3
Phantom section: Right Section

DASY5 Configuration:

- Probe: EX3DV4 - SN3619; ConvF(8.5, 8.5, 8.5); Calibrated: 2021/08/25
- Sensor-Surface: 4mm (Mechanical Surface Detection)
- Electronics: DAE4 Sn1211; Calibrated: 2022/03/01
- Phantom: Twin SAM; Type: QD000P40CD; Serial: TP:1744
- Measurement SW: DASY52, Version 52.10 (4); SEMCAD X Version 14.6.14 (7501)

Head Right Cheek/GSM 850 Low/Area Scan (71x91x1): Interpolated grid: dx=1.500 mm, dy=1.500 mm
Maximum value of SAR (interpolated) = 0.213 W/kg

Head Right Cheek/GSM 850 Low/Zoom Scan (5x5x7)/Cube 0: Measurement grid: dx=8mm, dy=8mm, dz=5mm
Reference Value = 4.159 V/m; Power Drift = 0.20 dB
Peak SAR (extrapolated) = 0.252 W/kg
SAR(1 g) = 0.202 W/kg; SAR(10 g) = 0.153 W/kg
Maximum value of SAR (measured) = 0.208 W/kg

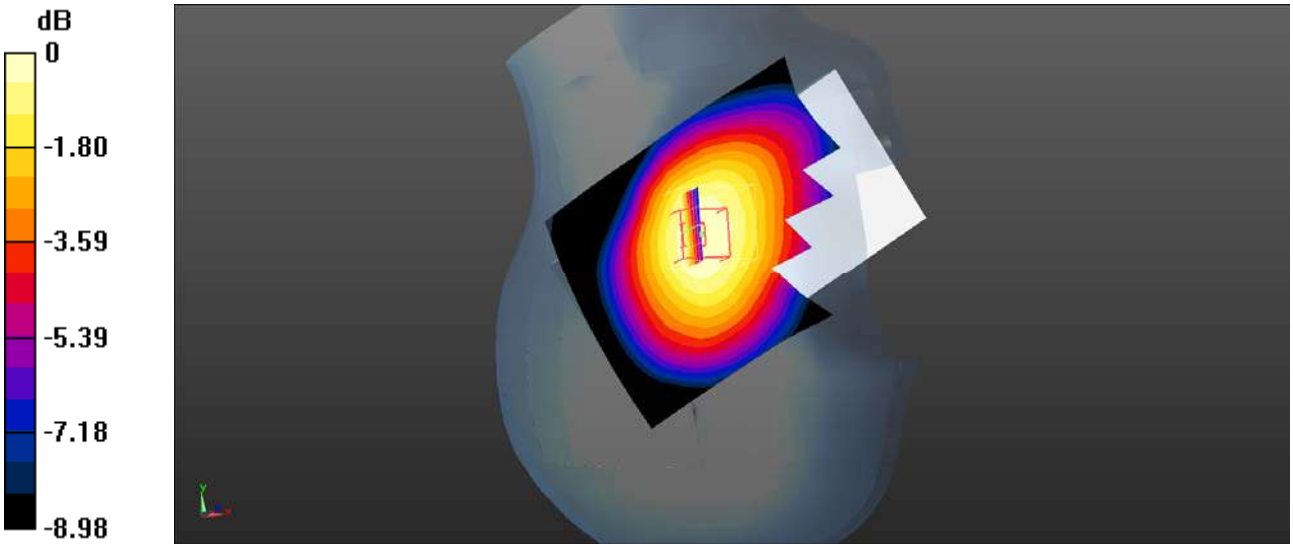

0 dB = 0.208 W/kg = -6.82 dBW/kg

Plot 4#: GSM 850_Head Right Cheek_Mid

DUT: Power 7S; Type: Smart Phone; Serial: SZNS220401-11969E-SA-S1

Communication System: UID 0, Generic GSM (0); Frequency: 836.6 MHz;Duty Cycle: 1:8
Medium parameters used (interpolated): f = 836.6 MHz; σ = 0.909 S/m; ε_r = 42.408; ρ = 1000 kg/m^3
Phantom section: Right Section

DASY5 Configuration:

- Probe: EX3DV4 - SN3619; ConvF(8.5, 8.5, 8.5); Calibrated: 2021/08/25
- Sensor-Surface: 4mm (Mechanical Surface Detection)
- Electronics: DAE4 Sn1211; Calibrated: 2022/03/01
- Phantom: Twin SAM; Type: QD000P40CD; Serial: TP:1744
- Measurement SW: DASY52, Version 52.10 (4); SEMCAD X Version 14.6.14 (7501)

Head Right Cheek/GSM 850 Mid/Area Scan (71x91x1): Interpolated grid: dx=1.500 mm, dy=1.500 mm
Maximum value of SAR (interpolated) = 0.215 W/kg

Head Right Cheek/GSM 850 Mid/Zoom Scan (5x5x7)/Cube 0: Measurement grid: dx=8mm, dy=8mm, dz=5mm
Reference Value = 3.550 V/m; Power Drift = 0.12 dB
Peak SAR (extrapolated) = 0.256 W/kg
SAR(1 g) = 0.207 W/kg; SAR(10 g) = 0.157 W/kg
Maximum value of SAR (measured) = 0.213 W/kg

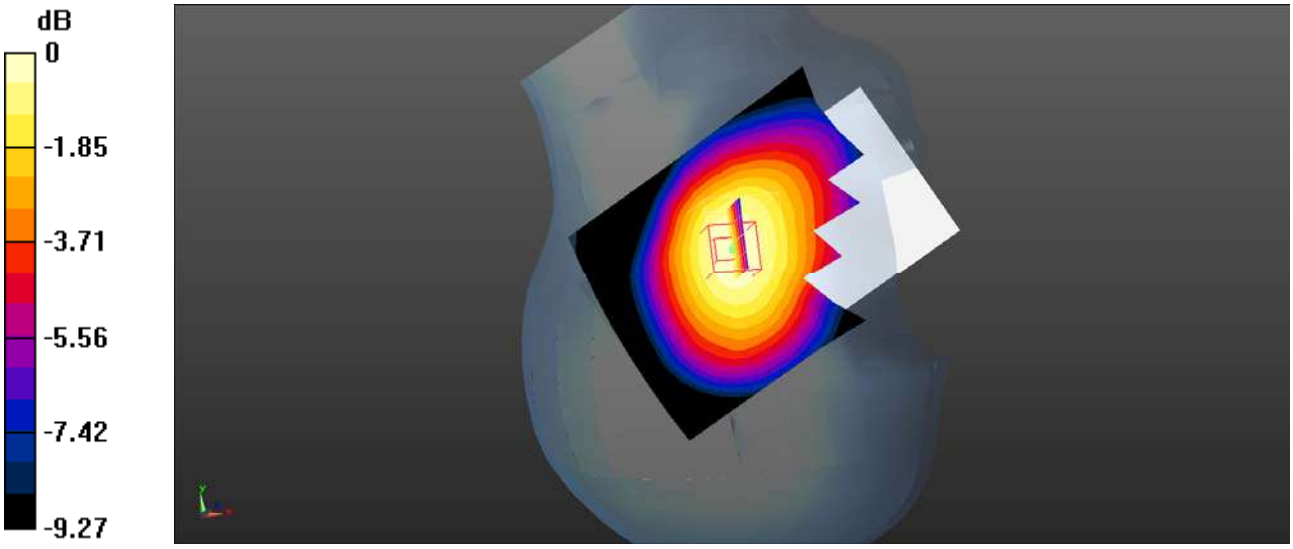

0 dB = 0.213 W/kg = -6.72 dBW/kg

Plot 5#: GSM 850_Head Right Cheek_High

DUT: Power 7S; Type: Smart Phone; Serial: SZNS220401-11969E-SA-S1

Communication System: UID 0, Generic GSM (0); Frequency: 848.8 MHz;Duty Cycle: 1:8
Medium parameters used (interpolated): f = 848.8 MHz; σ = 0.921 S/m; ε_r = 42.358; ρ = 1000 kg/m^3
Phantom section: Right Section

DASY5 Configuration:

- Probe: EX3DV4 - SN3619; ConvF(8.5, 8.5, 8.5); Calibrated: 2021/08/25
- Sensor-Surface: 4mm (Mechanical Surface Detection)
- Electronics: DAE4 Sn1211; Calibrated: 2022/03/01
- Phantom: Twin SAM; Type: QD000P40CD; Serial: TP:1744
- Measurement SW: DASY52, Version 52.10 (4); SEMCAD X Version 14.6.14 (7501)

Head Right Cheek/GSM 850 High/Area Scan (71x91x1): Interpolated grid: dx=1.500 mm, dy=1.500 mm
Maximum value of SAR (interpolated) = 0.212 W/kg

Head Right Cheek/GSM 850 High/Zoom Scan (5x5x7)/Cube 0: Measurement grid: dx=8mm, dy=8mm, dz=5mm
Reference Value = 5.156 V/m; Power Drift = 0.04 dB
Peak SAR (extrapolated) = 0.252 W/kg
SAR(1 g) = 0.206 W/kg; SAR(10 g) = 0.156 W/kg
Maximum value of SAR (measured) = 0.210 W/kg

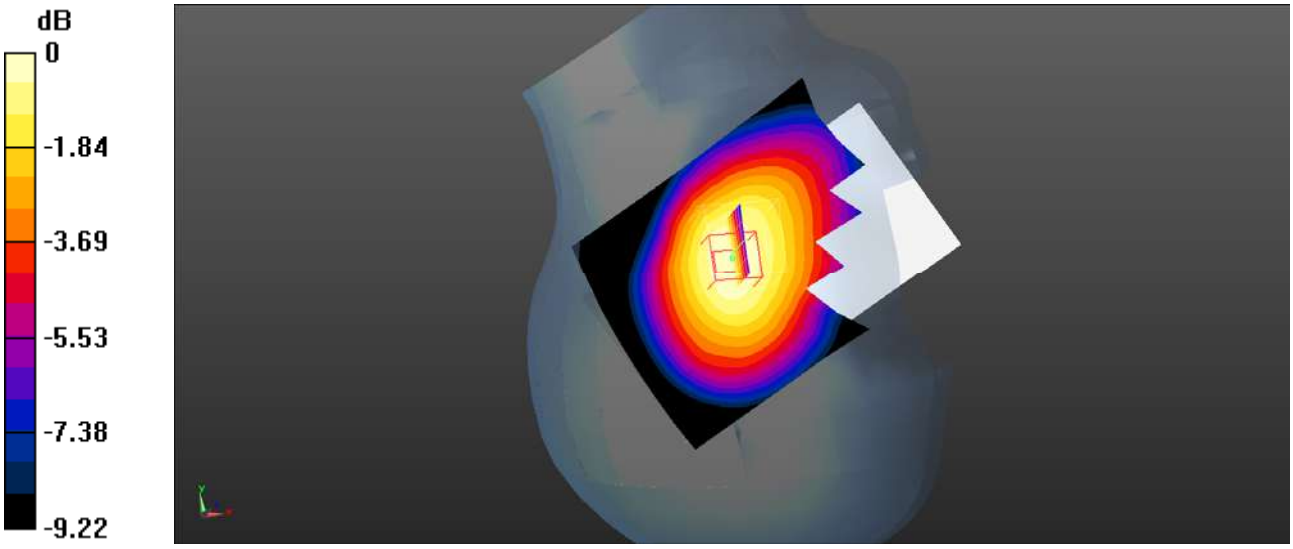

0 dB = 0.210 W/kg = -6.78 dBW/kg

Plot 6#: GSM 850_Head Right Tilt_Mid

DUT: Power 7S; Type: Smart Phone; Serial: SZNS220401-11969E-SA-S1

Communication System: UID 0, Generic GSM (0); Frequency: 836.6 MHz;Duty Cycle: 1:8
Medium parameters used (interpolated): f = 836.6 MHz; σ = 0.909 S/m; ε_r = 42.408; ρ = 1000 kg/m^3
Phantom section: Right Section

DASY5 Configuration:

- Probe: EX3DV4 - SN3619; ConvF(8.5, 8.5, 8.5); Calibrated: 2021/08/25
- Sensor-Surface: 4mm (Mechanical Surface Detection)
- Electronics: DAE4 Sn1211; Calibrated: 2022/03/01
- Phantom: Twin SAM; Type: QD000P40CD; Serial: TP:1744
- Measurement SW: DASY52, Version 52.10 (4); SEMCAD X Version 14.6.14 (7501)

Head Right Tilt/GSM 850 Mid/Area Scan (71x91x1): Interpolated grid: dx=1.500 mm, dy=1.500 mm
Maximum value of SAR (interpolated) = 0.109 W/kg

Head Right Tilt/GSM 850 Mid/Zoom Scan (5x5x7)/Cube 0: Measurement grid: dx=8mm, dy=8mm, dz=5mm
Reference Value = 8.928 V/m; Power Drift = -0.07 dB
Peak SAR (extrapolated) = 0.130 W/kg
SAR(1 g) = 0.103 W/kg; SAR(10 g) = 0.078 W/kg
Maximum value of SAR (measured) = 0.107 W/kg

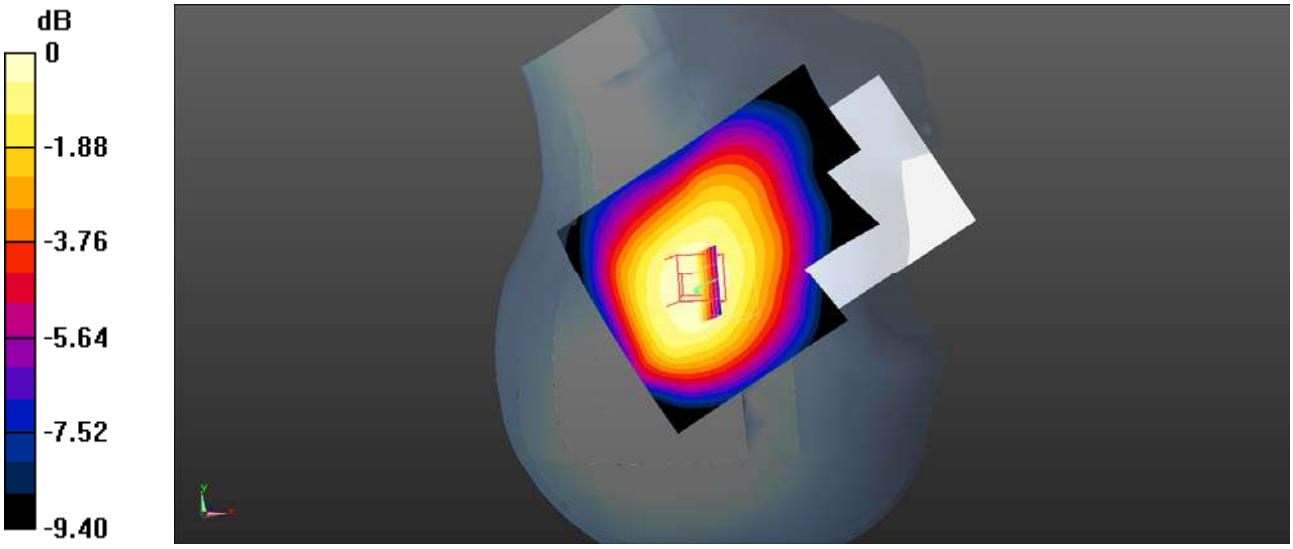

0 dB = 0.107 W/kg = -9.71 dBW/kg

Plot 7#: GSM 850_ Body Worn Back _Mid

DUT: Power 7S; Type: Smart Phone; Serial: SZNS220401-11969E-SA-S1

Communication System: UID 0, Generic GSM (0); Frequency: 824.2 MHz;Duty Cycle: 1:8
Medium parameters used (interpolated): f = 824.2 MHz; σ = 0.902 S/m; ε_r = 42.417; ρ = 1000 kg/m^3
Phantom section: Flat Section

DASY5 Configuration:

- Probe: EX3DV4 - SN3619; ConvF(8.5, 8.5, 8.5); Calibrated: 2021/08/25
- Sensor-Surface: 4mm (Mechanical Surface Detection)
- Electronics: DAE4 Sn1211; Calibrated: 2022/03/01
- Phantom: Twin SAM; Type: QD000P40CD; Serial: TP:1744
- Measurement SW: DASY52, Version 52.10 (4); SEMCAD X Version 14.6.14 (7501)

Body Worn Back/GSM 850 Low/Area Scan (71x91x1): Interpolated grid: dx=1.500 mm, dy=1.500 mm
Maximum value of SAR (interpolated) = 0.253 W/kg

Body Worn Back/GSM 850 Low/Zoom Scan (5x5x7)/Cube 0: Measurement grid: dx=8mm, dy=8mm, dz=5mm
Reference Value = 12.96 V/m; Power Drift = 0.02 dB
Peak SAR (extrapolated) = 0.408 W/kg
SAR(1 g) = 0.239 W/kg; SAR(10 g) = 0.138 W/kg
Maximum value of SAR (measured) = 0.253 W/kg

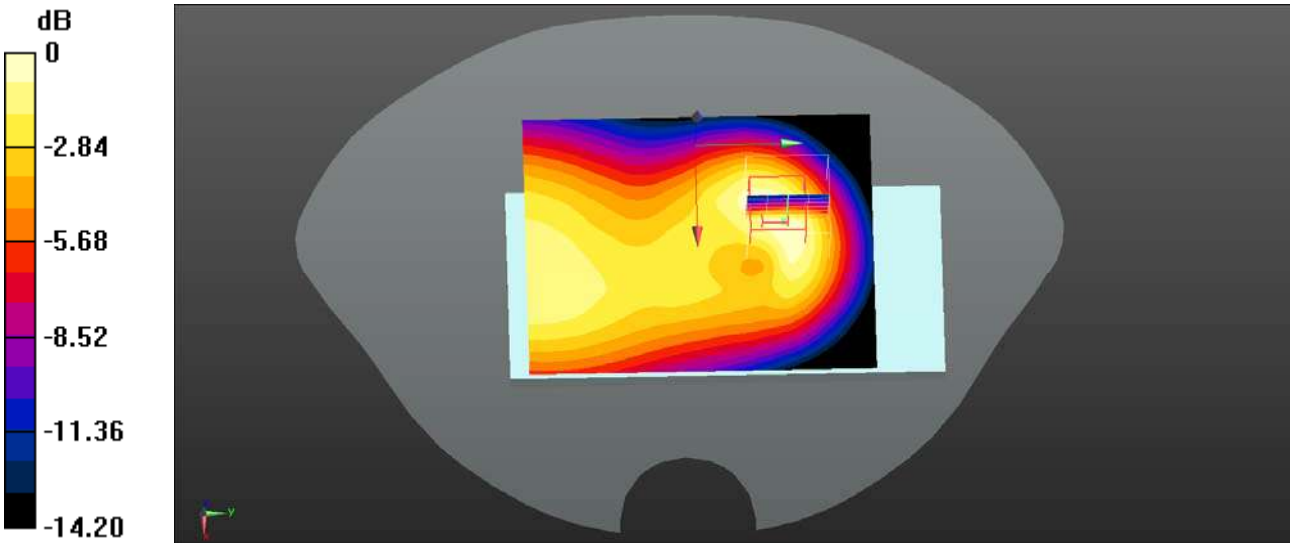

0 dB = 0.253 W/kg = -5.97 dBW/kg

Plot 8#: GSM 850_ Body Worn Back _Mid

DUT: Power 7S; Type: Smart Phone; Serial: SZNS220401-11969E-SA-S1

Communication System: UID 0, Generic GSM (0); Frequency: 836.6 MHz;Duty Cycle: 1:8
Medium parameters used (interpolated): f = 836.6 MHz; σ = 0.909 S/m; ε_r = 42.408; ρ = 1000 kg/m^3
Phantom section: Flat Section

DASY5 Configuration:

- Probe: EX3DV4 - SN3619; ConvF(8.5, 8.5, 8.5); Calibrated: 2021/08/25
- Sensor-Surface: 4mm (Mechanical Surface Detection)
- Electronics: DAE4 Sn1211; Calibrated: 2022/03/01
- Phantom: Twin SAM; Type: QD000P40CD; Serial: TP:1744
- Measurement SW: DASY52, Version 52.10 (4); SEMCAD X Version 14.6.14 (7501)

Body Worn Back/GSM 850 Mid/Area Scan (71x91x1): Interpolated grid: dx=1.500 mm, dy=1.500 mm
Maximum value of SAR (interpolated) = 0.236 W/kg

Body Worn Back/GSM 850 Mid/Zoom Scan (5x5x7)/Cube 0: Measurement grid: dx=8mm, dy=8mm, dz=5mm
Reference Value = 12.03 V/m; Power Drift = 0.08 dB
Peak SAR (extrapolated) = 0.387 W/kg
SAR(1 g) = 0.229 W/kg; SAR(10 g) = 0.132 W/kg
Maximum value of SAR (measured) = 0.245 W/kg

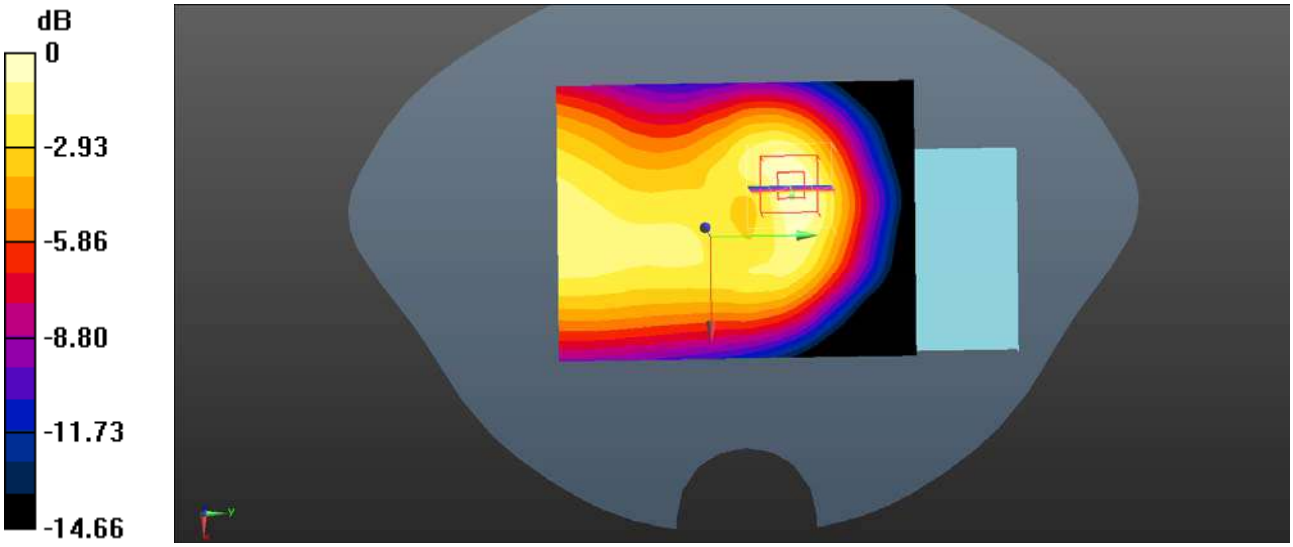

0 dB = 0.245 W/kg = -6.11 dBW/kg

Plot 9#: GSM 850_ Body Worn Back _High

DUT: Power 7S; Type: Smart Phone; Serial: SZNS220401-11969E-SA-S1

Communication System: UID 0, Generic GSM (0); Frequency: 848.8 MHz;Duty Cycle: 1:8
Medium parameters used (interpolated): f = 848.8 MHz; σ = 0.921 S/m; ε_r = 42.358; ρ = 1000 kg/m^3
Phantom section: Flat Section

DASY5 Configuration:

- Probe: EX3DV4 - SN3619; ConvF(8.5, 8.5, 8.5); Calibrated: 2021/08/25
- Sensor-Surface: 4mm (Mechanical Surface Detection)
- Electronics: DAE4 Sn1211; Calibrated: 2022/03/01
- Phantom: Twin SAM; Type: QD000P40CD; Serial: TP:1744
- Measurement SW: DASY52, Version 52.10 (4); SEMCAD X Version 14.6.14 (7501)

Body Worn Back/GSM 850 High/Area Scan (71x91x1): Interpolated grid: dx=1.500 mm, dy=1.500 mm
Maximum value of SAR (interpolated) = 0.259 W/kg

Body Worn Back/GSM 850 High/Zoom Scan (5x5x7)/Cube 0: Measurement grid: dx=8mm, dy=8mm, dz=5mm
Reference Value = 13.11 V/m; Power Drift = 0.02 dB
Peak SAR (extrapolated) = 0.413 W/kg
SAR(1 g) = 0.243 W/kg; SAR(10 g) = 0.141 W/kg
Maximum value of SAR (measured) = 0.258 W/kg

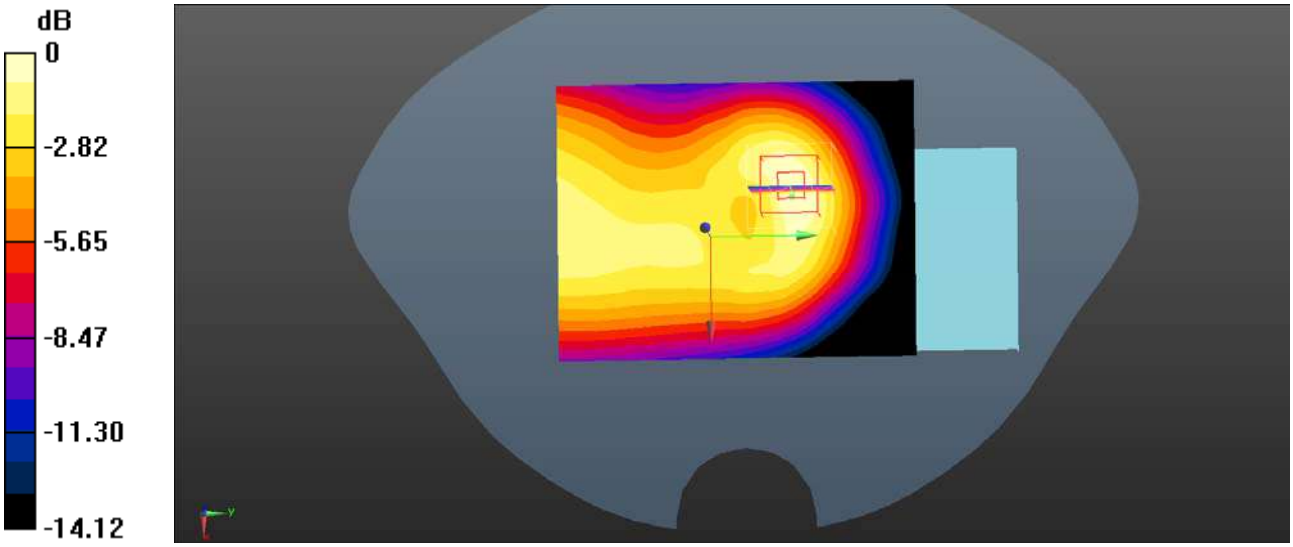

0 dB = 0.258 W/kg = -5.88 dBW/kg

Plot 10#: GSM 850_ Body Front _Mid

DUT: Power 7S; Type: Smart Phone; Serial: SZNS220401-11969E-SA-S1

Communication System: UID 0, Generic GPRS-2 slots (0); Frequency: 836.6 MHz;Duty Cycle: 1:4
Medium parameters used (interpolated): f = 836.6 MHz; σ = 0.909 S/m; ε_r = 42.408; ρ = 1000 kg/m^3
Phantom section: Flat Section

DASY5 Configuration:

- Probe: EX3DV4 - SN3619; ConvF(8.5, 8.5, 8.5); Calibrated: 2021/08/25
- Sensor-Surface: 4mm (Mechanical Surface Detection)
- Electronics: DAE4 Sn1211; Calibrated: 2022/03/01
- Phantom: Twin SAM; Type: QD000P40CD; Serial: TP:1744
- Measurement SW: DASY52, Version 52.10 (4); SEMCAD X Version 14.6.14 (7501)

Body Front/GSM 850 Mid/Area Scan (71x91x1): Interpolated grid: dx=1.500 mm, dy=1.500 mm
Maximum value of SAR (interpolated) = 0.135 W/kg

Body Front/GSM 850 Mid/Zoom Scan (5x5x7)/Cube 0: Measurement grid: dx=8mm, dy=8mm, dz=5mm
Reference Value = 9.438 V/m; Power Drift = 0.14 dB
Peak SAR (extrapolated) = 0.169 W/kg
SAR(1 g) = 0.132 W/kg; SAR(10 g) = 0.095 W/kg
Maximum value of SAR (measured) = 0.137 W/kg

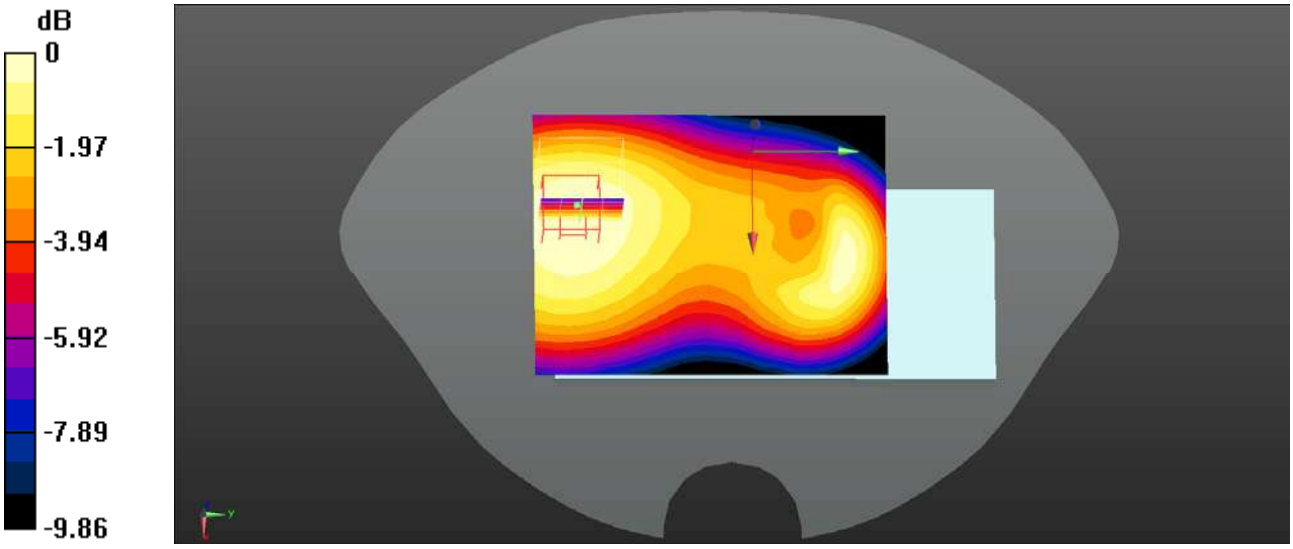

0 dB = 0.137 W/kg = -8.63 dBW/kg

Plot 11#: GSM 850_ Body Back _Mid

DUT: Power 7S; Type: Smart Phone; Serial: SZNS220401-11969E-SA-S1

Communication System: UID 0, Generic GPRS-2 slots (0); Frequency: 836.6 MHz;Duty Cycle: 1:4
Medium parameters used (interpolated): f = 836.6 MHz; σ = 0.909 S/m; ε_r = 42.408; ρ = 1000 kg/m^3
Phantom section: Flat Section

DASY5 Configuration:

- Probe: EX3DV4 - SN3619; ConvF(8.5, 8.5, 8.5); Calibrated: 2021/08/25
- Sensor-Surface: 4mm (Mechanical Surface Detection)
- Electronics: DAE4 Sn1211; Calibrated: 2022/03/01
- Phantom: Twin SAM; Type: QD000P40CD; Serial: TP:1744
- Measurement SW: DASY52, Version 52.10 (4); SEMCAD X Version 14.6.14 (7501)

Body Back/GSM 850 Mid/Area Scan (71x91x1): Interpolated grid: dx=1.500 mm, dy=1.500 mm
Maximum value of SAR (interpolated) = 0.208 W/kg

Body Back/GSM 850 Mid/Zoom Scan (5x5x7)/Cube 0: Measurement grid: dx=8mm, dy=8mm, dz=5mm
Reference Value = 10.64 V/m; Power Drift = -0.18 dB
Peak SAR (extrapolated) = 0.326 W/kg
SAR(1 g) = 0.191 W/kg; SAR(10 g) = 0.113 W/kg
Maximum value of SAR (measured) = 0.208 W/kg

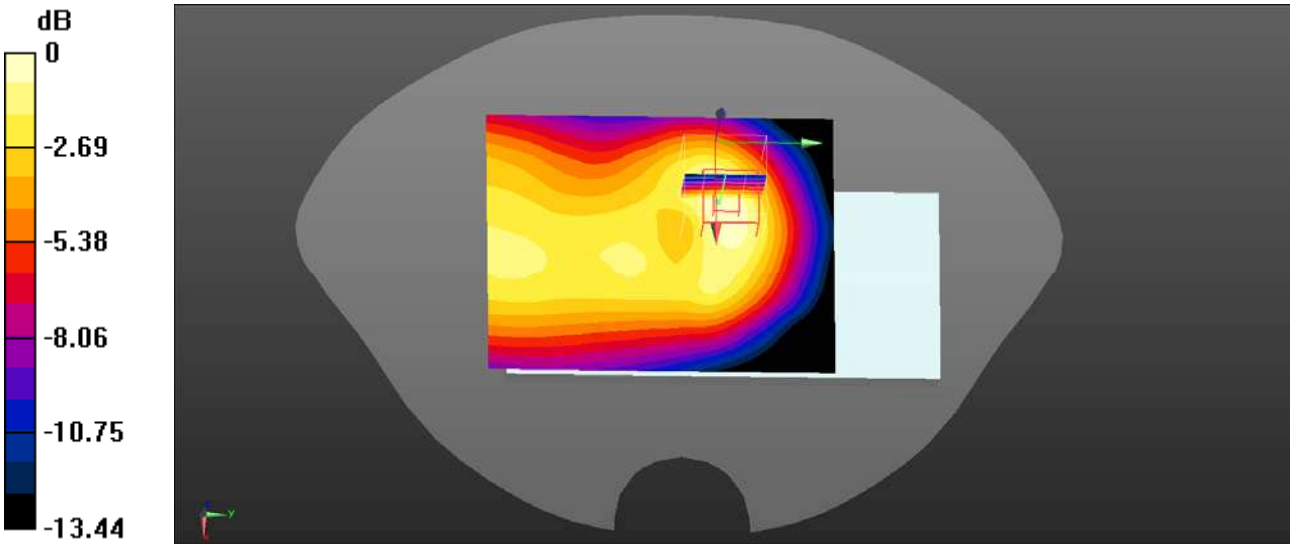

0 dB = 0.208 W/kg = -6.82 dBW/kg

Plot 12#: GSM 850_ Body Left _Mid

DUT: Power 7S; Type: Smart Phone; Serial: SZNS220401-11969E-SA-S1

Communication System: UID 0, Generic GPRS-2 slots (0); Frequency: 836.6 MHz;Duty Cycle: 1:4
Medium parameters used (interpolated): f = 836.6 MHz; σ = 0.909 S/m; ε_r = 42.408; ρ = 1000 kg/m^3
Phantom section: Flat Section

DASY5 Configuration:

- Probe: EX3DV4 - SN3619; ConvF(8.5, 8.5, 8.5); Calibrated: 2021/08/25
- Sensor-Surface: 4mm (Mechanical Surface Detection)
- Electronics: DAE4 Sn1211; Calibrated: 2022/03/01
- Phantom: Twin SAM; Type: QD000P40CD; Serial: TP:1744
- Measurement SW: DASY52, Version 52.10 (4); SEMCAD X Version 14.6.14 (7501)

Body Left/GSM 850 Mid/Area Scan (71x91x1): Interpolated grid: dx=1.500 mm, dy=1.500 mm
Maximum value of SAR (interpolated) = 0.0873 W/kg

Body Left/GSM 850 Mid/Zoom Scan (5x5x7)/Cube 0: Measurement grid: dx=8mm, dy=8mm, dz=5mm
Reference Value = 6.159 V/m; Power Drift = -0.01 dB
Peak SAR (extrapolated) = 0.114 W/kg
SAR(1 g) = 0.082 W/kg; SAR(10 g) = 0.056 W/kg
Maximum value of SAR (measured) = 0.0863 W/kg

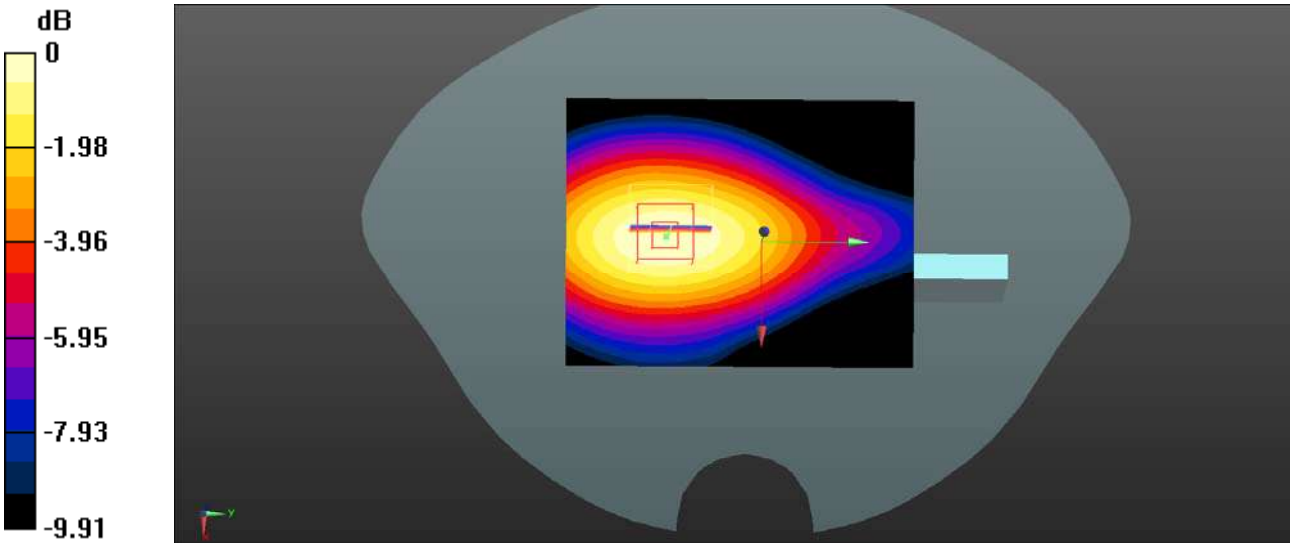

0 dB = 0.0863 W/kg = -10.64 dBW/kg

Plot 13#: GSM 850_ Body Right _Mid

DUT: Power 7S; Type: Smart Phone; Serial: SZNS220401-11969E-SA-S1

Communication System: UID 0, Generic GPRS-2 slots (0); Frequency: 836.6 MHz;Duty Cycle: 1:4
Medium parameters used (interpolated): f = 836.6 MHz; σ = 0.909 S/m; ε_r = 42.408; ρ = 1000 kg/m^3
Phantom section: Flat Section

DASY5 Configuration:

- Probe: EX3DV4 - SN3619; ConvF(8.5, 8.5, 8.5); Calibrated: 2021/08/25
- Sensor-Surface: 4mm (Mechanical Surface Detection)
- Electronics: DAE4 Sn1211; Calibrated: 2022/03/01
- Phantom: Twin SAM; Type: QD000P40CD; Serial: TP:1744
- Measurement SW: DASY52, Version 52.10 (4); SEMCAD X Version 14.6.14 (7501)

Body Right/GSM 850 Mid/Area Scan (71x91x1): Interpolated grid: dx=1.500 mm, dy=1.500 mm
Maximum value of SAR (interpolated) = 0.123 W/kg

Body Right/GSM 850 Mid/Zoom Scan (5x5x7)/Cube 0: Measurement grid: dx=8mm, dy=8mm, dz=5mm
Reference Value = 7.056 V/m; Power Drift = -0.08 dB
Peak SAR (extrapolated) = 0.156 W/kg
SAR(1 g) = 0.115 W/kg; SAR(10 g) = 0.080 W/kg
Maximum value of SAR (measured) = 0.121 W/kg

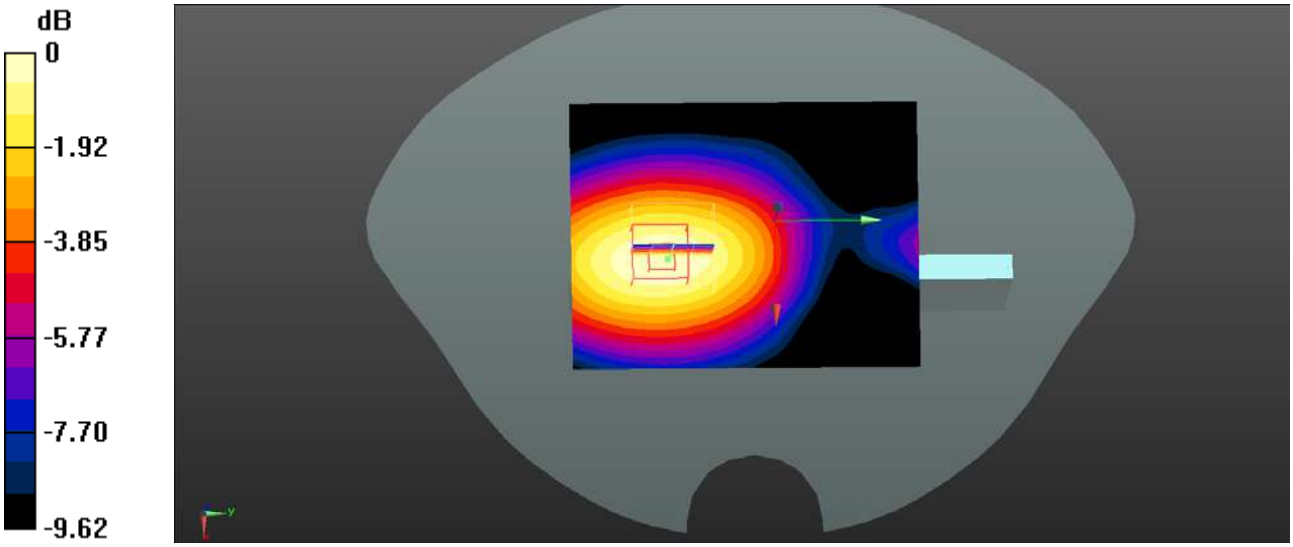

0 dB = 0.121 W/kg = -9.17 dBW/kg

Plot 14#: GSM 850_ Body Bottom _Mid

DUT: Power 7S; Type: Smart Phone; Serial: SZNS220401-11969E-SA-S1

Communication System: UID 0, Generic GPRS-2 slots (0); Frequency: 836.6 MHz;Duty Cycle: 1:4
Medium parameters used (interpolated): f = 836.6 MHz; σ = 0.909 S/m; ε_r = 42.408; ρ = 1000 kg/m^3
Phantom section: Flat Section

DASY5 Configuration:

- Probe: EX3DV4 - SN3619; ConvF(8.5, 8.5, 8.5); Calibrated: 2021/08/25
- Sensor-Surface: 4mm (Mechanical Surface Detection)
- Electronics: DAE4 Sn1211; Calibrated: 2022/03/01
- Phantom: Twin SAM; Type: QD000P40CD; Serial: TP:1744
- Measurement SW: DASY52, Version 52.10 (4); SEMCAD X Version 14.6.14 (7501)

Body Bottom/GSM 850 Mid/Area Scan (71x91x1): Interpolated grid: dx=1.500 mm, dy=1.500 mm
Maximum value of SAR (interpolated) = 0.170 W/kg

Body Bottom/GSM 850 Mid/Zoom Scan (5x5x7)/Cube 0: Measurement grid: dx=8mm, dy=8mm, dz=5mm
Reference Value = 13.96 V/m; Power Drift = -0.17 dB
Peak SAR (extrapolated) = 0.304 W/kg
SAR(1 g) = 0.161 W/kg; SAR(10 g) = 0.084 W/kg
Maximum value of SAR (measured) = 0.179 W/kg

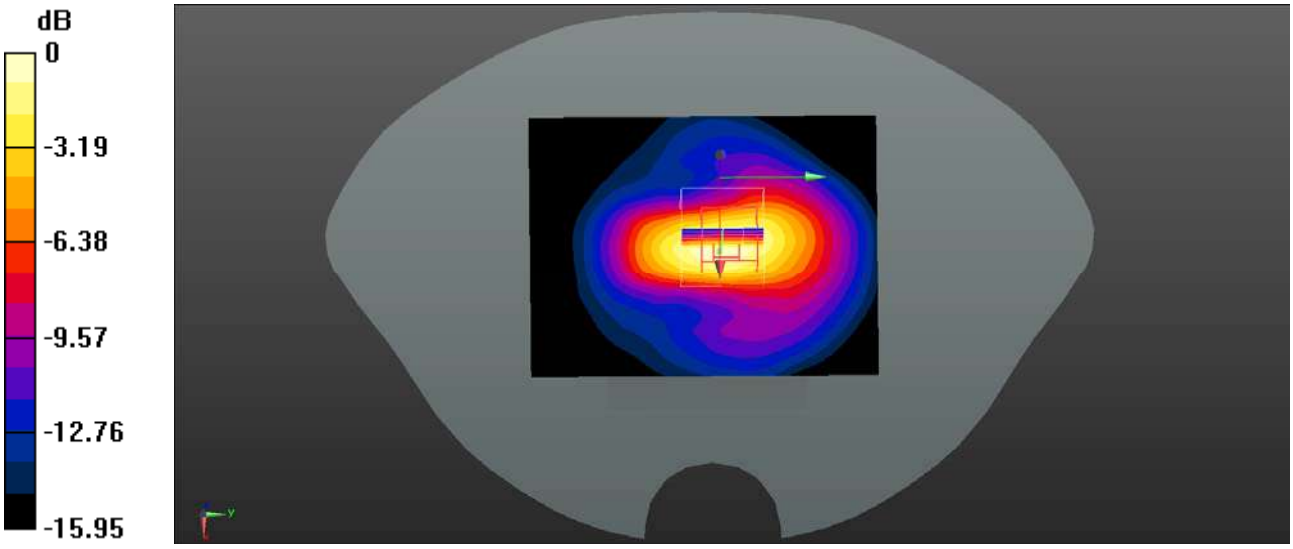

0 dB = 0.179 W/kg = -7.47 dBW/kg

Plot 15#: GSM 1900_Head Left Cheek_Mid

DUT: Power 7S; Type: Smart Phone; Serial: SZNS220401-11969E-SA-S1

Communication System: UID 0, Generic GSM (0); Frequency: 1880 MHz;Duty Cycle: 1:8
Medium parameters used (interpolated): f = 1880 MHz; σ = 1.419 S/m; εr = 40.444; ρ = 1000 kg/m3
Phantom section: Left Section

DASY5 Configuration:

- Probe: EX3DV4 - SN3619; ConvF(7.07, 7.07, 7.07); Calibrated: 2021/08/25
- Sensor-Surface: 4mm (Mechanical Surface Detection)
- Electronics: DAE4 Sn1211; Calibrated: 2022/03/01
- Phantom: Twin SAM; Type: QD000P40CD; Serial: TP:1744
- Measurement SW: DASY52, Version 52.10 (4); SEMCAD X Version 14.6.14 (7501)

Head Left Cheek/GSM 1900 Mid/Area Scan (71x91x1): Interpolated grid: dx=1.500 mm, dy=1.500 mm
Maximum value of SAR (interpolated) = 0.405 W/kg

Head Left Cheek/GSM 1900 Mid/Zoom Scan (5x5x7)/Cube 0: Measurement grid: dx=8mm, dy=8mm, dz=5mm
Reference Value = 16.30 V/m; Power Drift = 0.05 dB
Peak SAR (extrapolated) = 0.582 W/kg
SAR(1 g) = 0.369 W/kg; SAR(10 g) = 0.229 W/kg
Maximum value of SAR (measured) = 0.399 W/kg

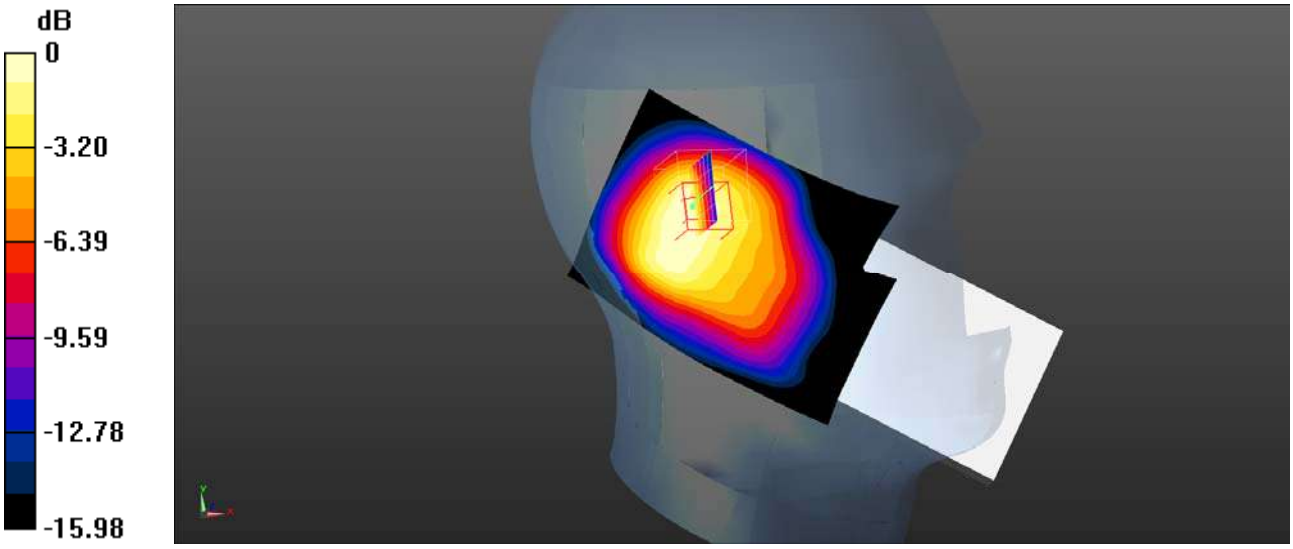

0 dB = 0.399 W/kg = -3.99 dBW/kg

Plot 16#: GSM 1900_Head Left Tilt_Mid

DUT: Power 7S; Type: Smart Phone; Serial: SZNS220401-11969E-SA-S1

Communication System: UID 0, Generic GSM (0); Frequency: 1880 MHz;Duty Cycle: 1:8
Medium parameters used (interpolated): f = 1880 MHz; σ = 1.419 S/m; εr = 40.444; ρ = 1000 kg/m3
Phantom section: Left Section

DASY5 Configuration:

- Probe: EX3DV4 - SN3619; ConvF(7.07, 7.07, 7.07); Calibrated: 2021/08/25
- Sensor-Surface: 4mm (Mechanical Surface Detection)
- Electronics: DAE4 Sn1211; Calibrated: 2022/03/01
- Phantom: Twin SAM; Type: QD000P40CD; Serial: TP:1744
- Measurement SW: DASY52, Version 52.10 (4); SEMCAD X Version 14.6.14 (7501)

Head Left Tilt/GSM 1900 Mid/Area Scan (71x91x1): Interpolated grid: dx=1.500 mm, dy=1.500 mm
Maximum value of SAR (interpolated) = 0.522 W/kg

Head Left Tilt/GSM 1900 Mid/Zoom Scan (5x5x7)/Cube 0: Measurement grid: dx=8mm, dy=8mm, dz=5mm
Reference Value = 16.03 V/m; Power Drift = -0.02 dB
Peak SAR (extrapolated) = 0.763 W/kg
SAR(1 g) = 0.456 W/kg; SAR(10 g) = 0.262 W/kg
Maximum value of SAR (measured) = 0.511 W/kg

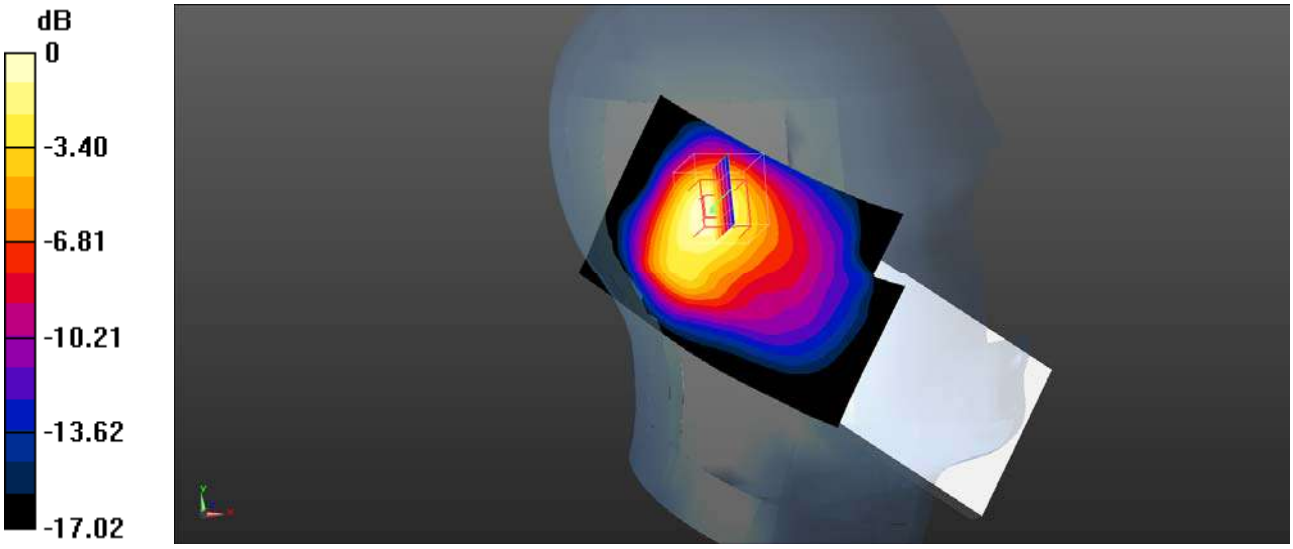

0 dB = 0.511 W/kg = -2.92 dBW/kg

Plot 17#: GSM 1900_Head Right Cheek_Low

DUT: Power 7S; Type: Smart Phone; Serial: SZNS220401-11969E-SA-S1

Communication System: UID 0, Generic GSM (0); Frequency: 1850.2 MHz;Duty Cycle: 1:8
Medium parameters used (interpolated): f = 1850.2 MHz; σ = 1.389 S/m; ε_r = 40.474; ρ = 1000 kg/m^3
Phantom section: Right Section

DASY5 Configuration:

- Probe: EX3DV4 - SN3619; ConvF(7.07, 7.07, 7.07); Calibrated: 2021/08/25
- Sensor-Surface: 4mm (Mechanical Surface Detection)
- Electronics: DAE4 Sn1211; Calibrated: 2022/03/01
- Phantom: Twin SAM; Type: QD000P40CD; Serial: TP:1744
- Measurement SW: DASY52, Version 52.10 (4); SEMCAD X Version 14.6.14 (7501)

Head Right Cheek/GSM 1900 Low/Area Scan (71x91x1): Interpolated grid: dx=1.500 mm, dy=1.500 mm
Maximum value of SAR (interpolated) = 0.787 W/kg

Head Right Cheek/GSM 1900 Low/Zoom Scan (5x5x7)/Cube 0: Measurement grid: dx=8mm, dy=8mm, dz=5mm
Reference Value = 16.46 V/m; Power Drift = 0.06 dB
Peak SAR (extrapolated) = 1.32 W/kg
SAR(1 g) = 0.704 W/kg; SAR(10 g) = 0.381 W/kg
Maximum value of SAR (measured) = 0.767 W/kg

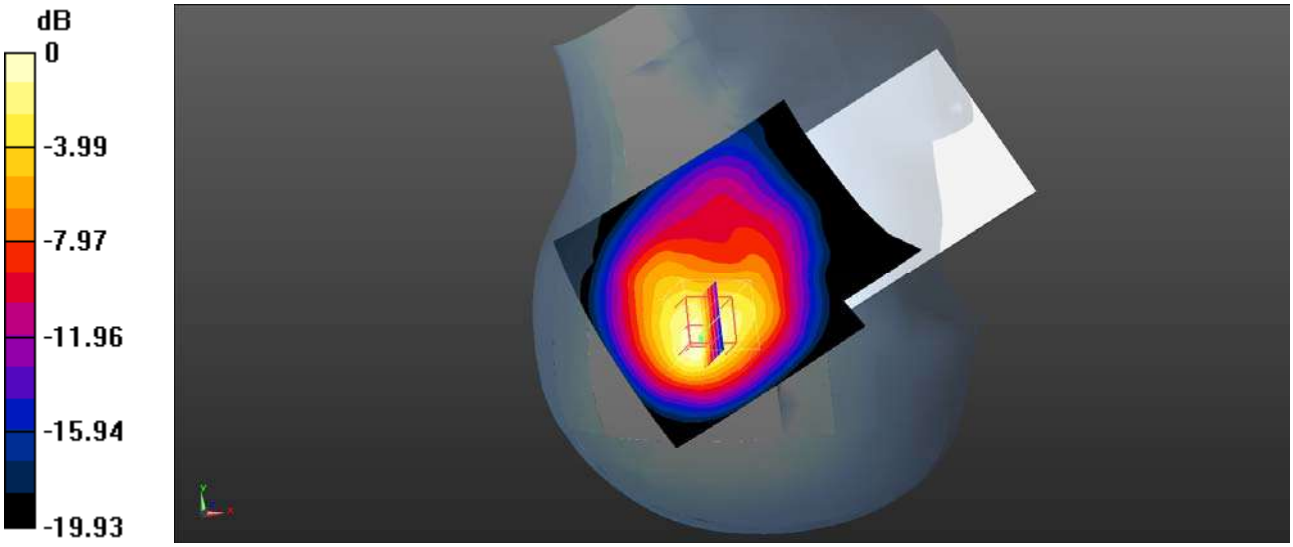

0 dB = 0.767 W/kg = -1.15 dBW/kg

Plot 18#: GSM 1900_Head Right Cheek_Mid

DUT: Power 7S; Type: Smart Phone; Serial: SZNS220401-11969E-SA-S1

Communication System: UID 0, Generic GSM (0); Frequency: 1880 MHz;Duty Cycle: 1:8
Medium parameters used (interpolated): f = 1880 MHz; σ = 1.419 S/m; εr = 40.444; ρ = 1000 kg/m3
Phantom section: Right Section

DASY5 Configuration:

- Probe: EX3DV4 - SN3619; ConvF(7.07, 7.07, 7.07); Calibrated: 2021/08/25
- Sensor-Surface: 4mm (Mechanical Surface Detection)
- Electronics: DAE4 Sn1211; Calibrated: 2022/03/01
- Phantom: Twin SAM; Type: QD000P40CD; Serial: TP:1744
- Measurement SW: DASY52, Version 52.10 (4); SEMCAD X Version 14.6.14 (7501)

Head Right Cheek/GSM 1900 Mid/Area Scan (71x91x1): Interpolated grid: dx=1.500 mm, dy=1.500 mm
Maximum value of SAR (interpolated) = 0.682 W/kg

Head Right Cheek/GSM 1900 Mid/Zoom Scan (5x5x7)/Cube 0: Measurement grid: dx=8mm, dy=8mm, dz=5mm
Reference Value = 15.56 V/m; Power Drift = -0.10 dB
Peak SAR (extrapolated) = 1.20 W/kg
SAR(1 g) = 0.620 W/kg; SAR(10 g) = 0.333 W/kg
Maximum value of SAR (measured) = 0.680 W/kg



0 dB = 0.680 W/kg = -1.67 dBW/kg

Plot 19#: GSM 1900_Head Right Cheek_High

DUT: Power 7S; Type: Smart Phone; Serial: SZNS220401-11969E-SA-S1

Communication System: UID 0, Generic GSM (0); Frequency: 1909.8 MHz;Duty Cycle: 1:8
Medium parameters used (interpolated): f = 1909.8 MHz; σ = 1.421 S/m; ε_r = 40.551; ρ = 1000 kg/m^3
Phantom section: Right Section

DASY5 Configuration:

- Probe: EX3DV4 - SN3619; ConvF(7.07, 7.07, 7.07); Calibrated: 2021/08/25
- Sensor-Surface: 4mm (Mechanical Surface Detection)
- Electronics: DAE4 Sn1211; Calibrated: 2022/03/01
- Phantom: Twin SAM; Type: QD000P40CD; Serial: TP:1744
- Measurement SW: DASY52, Version 52.10 (4); SEMCAD X Version 14.6.14 (7501)

Head Right Cheek/GSM 1900 High/Area Scan (71x91x1): Interpolated grid: dx=1.500 mm, dy=1.500 mm
Maximum value of SAR (interpolated) = 0.599 W/kg

Head Right Cheek/GSM 1900 High/Zoom Scan (5x5x7)/Cube 0: Measurement grid: dx=8mm, dy=8mm, dz=5mm
Reference Value = 13.86 V/m; Power Drift = 0.07 dB
Peak SAR (extrapolated) = 1.03 W/kg
SAR(1 g) = 0.533 W/kg; SAR(10 g) = 0.283 W/kg
Maximum value of SAR (measured) = 0.609 W/kg

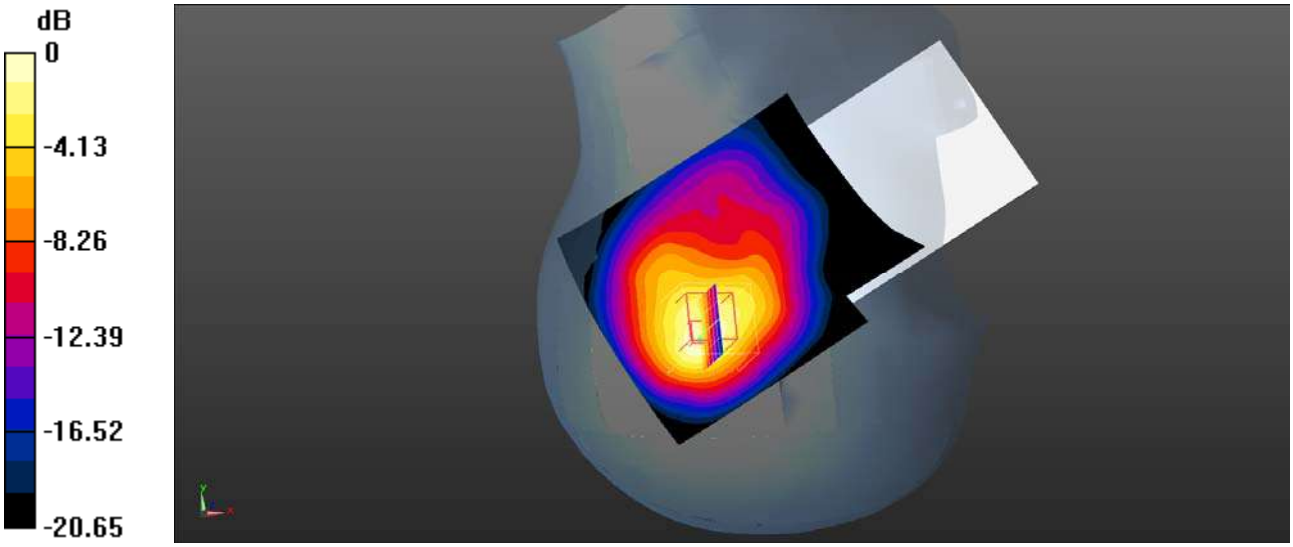

0 dB = 0.609 W/kg = -2.15 dBW/kg

Plot 20#: GSM 1900_Head Right Tilt_Mid

DUT: Power 7S; Type: Smart Phone; Serial: SZNS220401-11969E-SA-S1

Communication System: UID 0, Generic GSM (0); Frequency: 1880 MHz;Duty Cycle: 1:8
Medium parameters used (interpolated): f = 1880 MHz; σ = 1.419 S/m; εr = 40.444; ρ = 1000 kg/m3
Phantom section: Right Section

DASY5 Configuration:

- Probe: EX3DV4 - SN3619; ConvF(7.07, 7.07, 7.07); Calibrated: 2021/08/25
- Sensor-Surface: 4mm (Mechanical Surface Detection)
- Electronics: DAE4 Sn1211; Calibrated: 2022/03/01
- Phantom: Twin SAM; Type: QD000P40CD; Serial: TP:1744
- Measurement SW: DASY52, Version 52.10 (4); SEMCAD X Version 14.6.14 (7501)

Head Right Tilt/GSM 1900 Mid/Area Scan (71x91x1): Interpolated grid: dx=1.500 mm, dy=1.500 mm
Maximum value of SAR (interpolated) = 0.586 W/kg

Head Right Tilt/GSM 1900 Mid/Zoom Scan (5x5x7)/Cube 0: Measurement grid: dx=8mm, dy=8mm, dz=5mm
Reference Value = 16.43 V/m; Power Drift = 0.01 dB
Peak SAR (extrapolated) = 0.983 W/kg
SAR(1 g) = 0.489 W/kg; SAR(10 g) = 0.259 W/kg
Maximum value of SAR (measured) = 0.550 W/kg

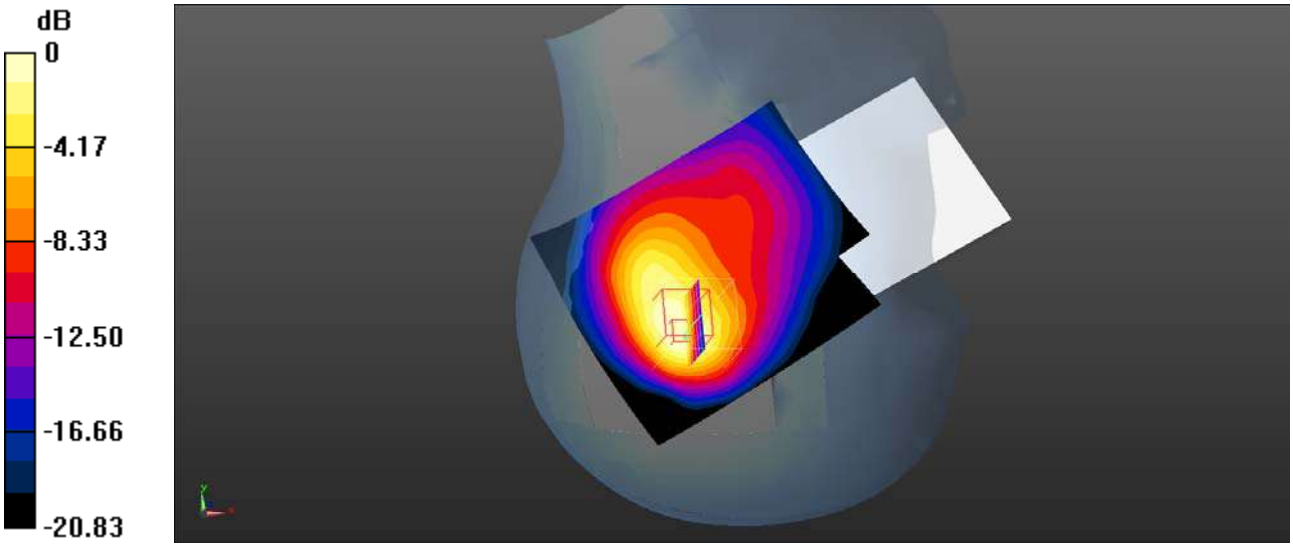

0 dB = 0.550 W/kg = -2.60 dBW/kg

Plot 21#: GSM 1900_ Body Worn Back _Low

DUT: Power 7S; Type: Smart Phone; Serial: SZNS220401-11969E-SA-S1

Communication System: UID 0, Generic GSM (0); Frequency: 1850.2 MHz;Duty Cycle: 1:8
Medium parameters used (interpolated): f = 1850.2 MHz; σ = 1.389 S/m; ε_r = 40.474; ρ = 1000 kg/m^3
Phantom section: Flat Section

DASY5 Configuration:

- Probe: EX3DV4 - SN3619; ConvF(7.07, 7.07, 7.07); Calibrated: 2021/08/25
- Sensor-Surface: 4mm (Mechanical Surface Detection)
- Electronics: DAE4 Sn1211; Calibrated: 2022/03/01
- Phantom: Twin SAM; Type: QD000P40CD; Serial: TP:1744
- Measurement SW: DASY52, Version 52.10 (4); SEMCAD X Version 14.6.14 (7501)

Body Worn Back/GSM 1900 Low/Area Scan (71x91x1): Interpolated grid: dx=1.500 mm, dy=1.500 mm
Maximum value of SAR (interpolated) = 0.244 W/kg

Body Worn Back/GSM 1900 Low/Zoom Scan (5x5x7)/Cube 0: Measurement grid: dx=8mm, dy=8mm, dz=5mm
Reference Value = 9.407 V/m; Power Drift = 0.06 dB
Peak SAR (extrapolated) = 0.423 W/kg
SAR(1 g) = 0.233 W/kg; SAR(10 g) = 0.125 W/kg
Maximum value of SAR (measured) = 0.253 W/kg

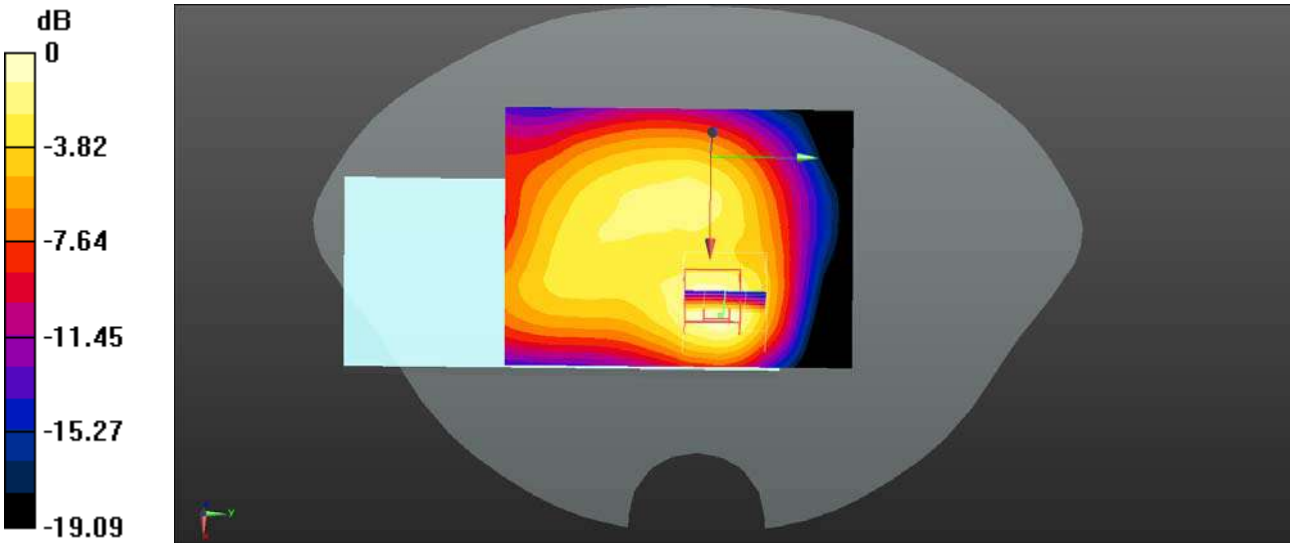

0 dB = 0.253 W/kg = -5.97 dBW/kg

Plot 22#: GSM 1900_ Body Worn Back _Mid

DUT: Power 7S; Type: Smart Phone; Serial: SZNS220401-11969E-SA-S1

Communication System: UID 0, Generic GSM (0); Frequency: 1880 MHz;Duty Cycle: 1:8
Medium parameters used (interpolated): f = 1880 MHz; σ = 1.419 S/m; εr = 40.444; ρ = 1000 kg/m3
Phantom section: Flat Section

DASY5 Configuration:

- Probe: EX3DV4 - SN3619; ConvF(7.07, 7.07, 7.07); Calibrated: 2021/08/25
- Sensor-Surface: 4mm (Mechanical Surface Detection)
- Electronics: DAE4 Sn1211; Calibrated: 2022/03/01
- Phantom: Twin SAM; Type: QD000P40CD; Serial: TP:1744
- Measurement SW: DASY52, Version 52.10 (4); SEMCAD X Version 14.6.14 (7501)

Body Worn Back/GSM 1900 Mid/Area Scan (71x91x1): Interpolated grid: dx=1.500 mm, dy=1.500 mm
Maximum value of SAR (interpolated) = 0.250 W/kg

Body Worn Back/GSM 1900 Mid/Zoom Scan (5x5x7)/Cube 0: Measurement grid: dx=8mm, dy=8mm, dz=5mm
Reference Value = 8.638 V/m; Power Drift = 0.15 dB
Peak SAR (extrapolated) = 0.426 W/kg
SAR(1 g) = 0.235 W/kg; SAR(10 g) = 0.125 W/kg
Maximum value of SAR (measured) = 0.260 W/kg

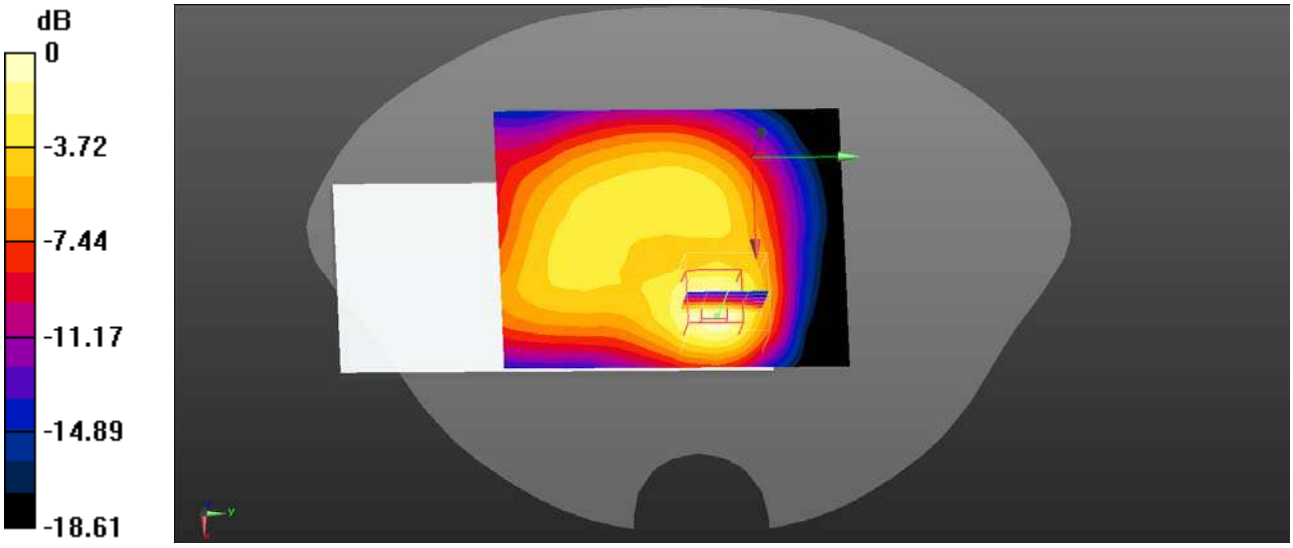

0 dB = 0.260 W/kg = -5.85 dBW/kg

Plot 23#: GSM 1900_ Body Worn Back _High

DUT: Power 7S; Type: Smart Phone; Serial: SZNS220401-11969E-SA-S1

Communication System: UID 0, Generic GSM (0); Frequency: 1909.8 MHz;Duty Cycle: 1:8
Medium parameters used (interpolated): f = 1909.8 MHz; σ = 1.421 S/m; ε_r = 40.551; ρ = 1000 kg/m^3
Phantom section: Flat Section

DASY5 Configuration:

- Probe: EX3DV4 - SN3619; ConvF(7.07, 7.07, 7.07); Calibrated: 2021/08/25
- Sensor-Surface: 4mm (Mechanical Surface Detection)
- Electronics: DAE4 Sn1211; Calibrated: 2022/03/01
- Phantom: Twin SAM; Type: QD000P40CD; Serial: TP:1744
- Measurement SW: DASY52, Version 52.10 (4); SEMCAD X Version 14.6.14 (7501)

Body Worn Back/GSM 1900 High/Area Scan (71x91x1): Interpolated grid: dx=1.500 mm, dy=1.500 mm
Maximum value of SAR (interpolated) = 0.233 W/kg

Body Worn Back/GSM 1900 High/Zoom Scan (5x5x7)/Cube 0: Measurement grid: dx=8mm, dy=8mm, dz=5mm
Reference Value = 7.999 V/m; Power Drift = 0.05 dB
Peak SAR (extrapolated) = 0.399 W/kg
SAR(1 g) = 0.219 W/kg; SAR(10 g) = 0.116 W/kg
Maximum value of SAR (measured) = 0.245 W/kg

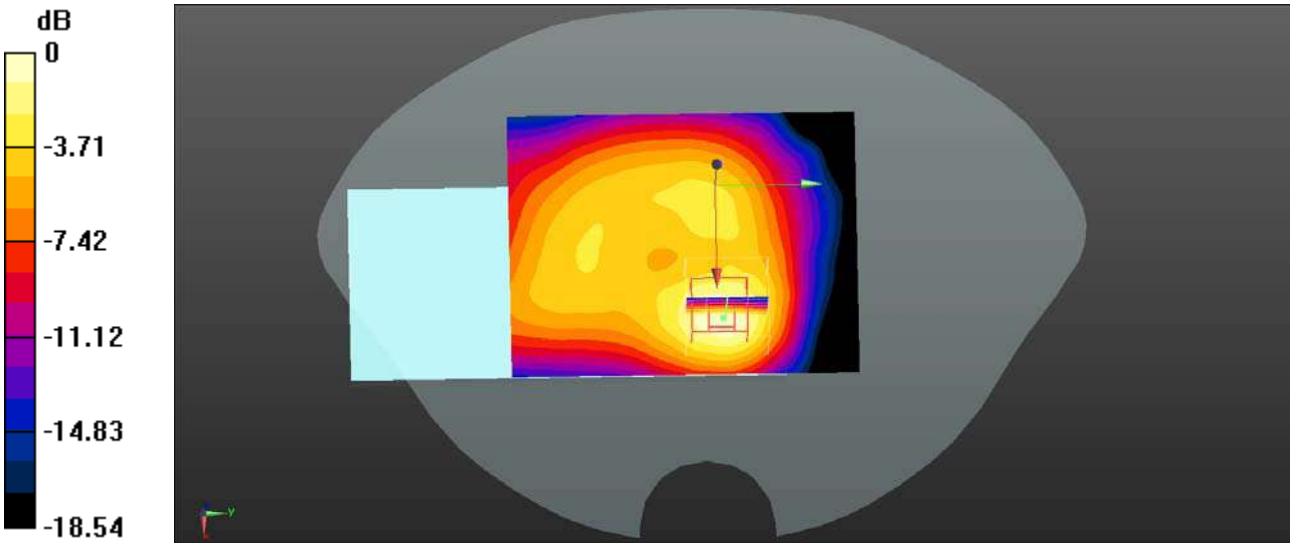

0 dB = 0.245 W/kg = -6.11 dBW/kg

Plot 24#: GSM 1900_ Body Front _Mid

DUT: Power 7S; Type: Smart Phone; Serial: SZNS220401-11969E-SA-S1

Communication System: UID 0, Generic GPRS-3 slots (0); Frequency: 1880 MHz;Duty Cycle: 1:2.66
Medium parameters used (interpolated): f = 1880 MHz; σ = 1.419 S/m; εr = 40.444; ρ = 1000 kg/m3
Phantom section: Flat Section

DASY5 Configuration:

- Probe: EX3DV4 - SN3619; ConvF(7.07, 7.07, 7.07); Calibrated: 2021/08/25
- Sensor-Surface: 4mm (Mechanical Surface Detection)
- Electronics: DAE4 Sn1211; Calibrated: 2022/03/01
- Phantom: Twin SAM; Type: QD000P40CD; Serial: TP:1744
- Measurement SW: DASY52, Version 52.10 (4); SEMCAD X Version 14.6.14 (7501)

Body Front/GSM 1900 Mid/Area Scan (71x91x1): Interpolated grid: dx=1.500 mm, dy=1.500 mm
Maximum value of SAR (interpolated) = 0.151 W/kg

Body Front/GSM 1900 Mid/Zoom Scan (5x5x7)/Cube 0: Measurement grid: dx=8mm, dy=8mm, dz=5mm
Reference Value = 9.330 V/m; Power Drift = 0.19 dB
Peak SAR (extrapolated) = 0.232 W/kg
SAR(1 g) = 0.136 W/kg; SAR(10 g) = 0.080 W/kg
Maximum value of SAR (measured) = 0.145 W/kg

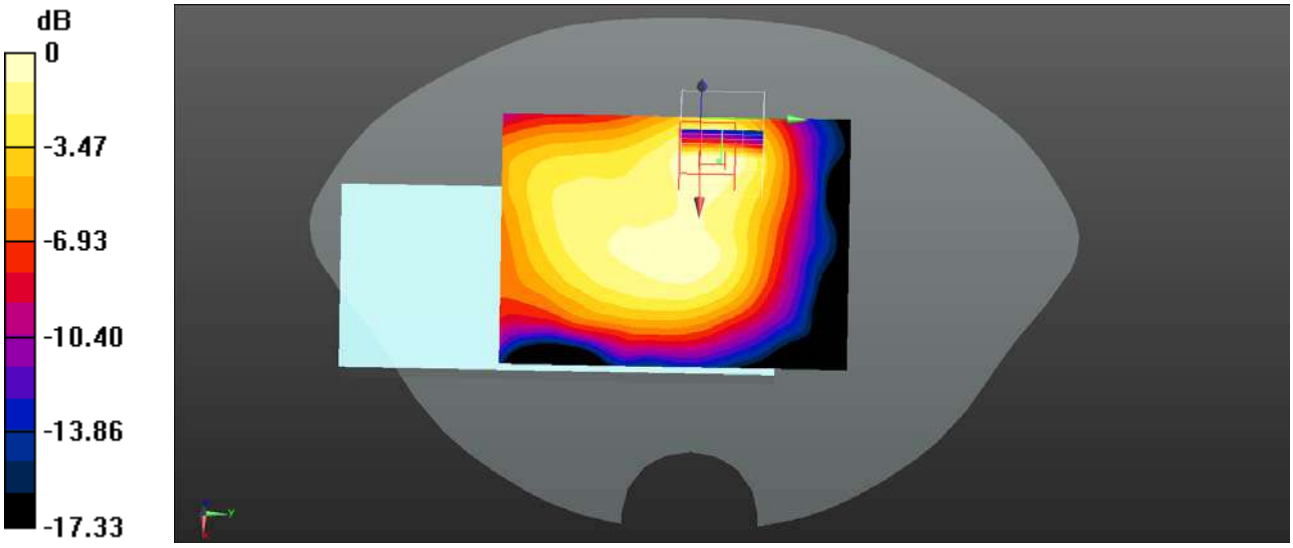

0 dB = 0.145 W/kg = -8.39 dBW/kg

Plot 25#: GSM 1900_ Body Back _Mid

DUT: Power 7S; Type: Smart Phone; Serial: SZNS220401-11969E-SA-S1

Communication System: UID 0, Generic GPRS-3 slots (0); Frequency: 1880 MHz;Duty Cycle: 1:2.66
Medium parameters used (interpolated): f = 1880 MHz; σ = 1.419 S/m; εr = 40.444; ρ = 1000 kg/m3
Phantom section: Flat Section

DASY5 Configuration:

- Probe: EX3DV4 - SN3619; ConvF(7.07, 7.07, 7.07); Calibrated: 2021/08/25
- Sensor-Surface: 4mm (Mechanical Surface Detection)
- Electronics: DAE4 Sn1211; Calibrated: 2022/03/01
- Phantom: Twin SAM; Type: QD000P40CD; Serial: TP:1744
- Measurement SW: DASY52, Version 52.10 (4); SEMCAD X Version 14.6.14 (7501)

Body Back/GSM 1900 Mid/Area Scan (71x91x1): Interpolated grid: dx=1.500 mm, dy=1.500 mm
Maximum value of SAR (interpolated) = 0.246 W/kg

Body Back/GSM 1900 Mid/Zoom Scan (5x5x7)/Cube 0: Measurement grid: dx=8mm, dy=8mm, dz=5mm
Reference Value = 8.736 V/m; Power Drift = 0.08 dB
Peak SAR (extrapolated) = 0.426 W/kg
SAR(1 g) = 0.233 W/kg; SAR(10 g) = 0.123 W/kg
Maximum value of SAR (measured) = 0.254 W/kg

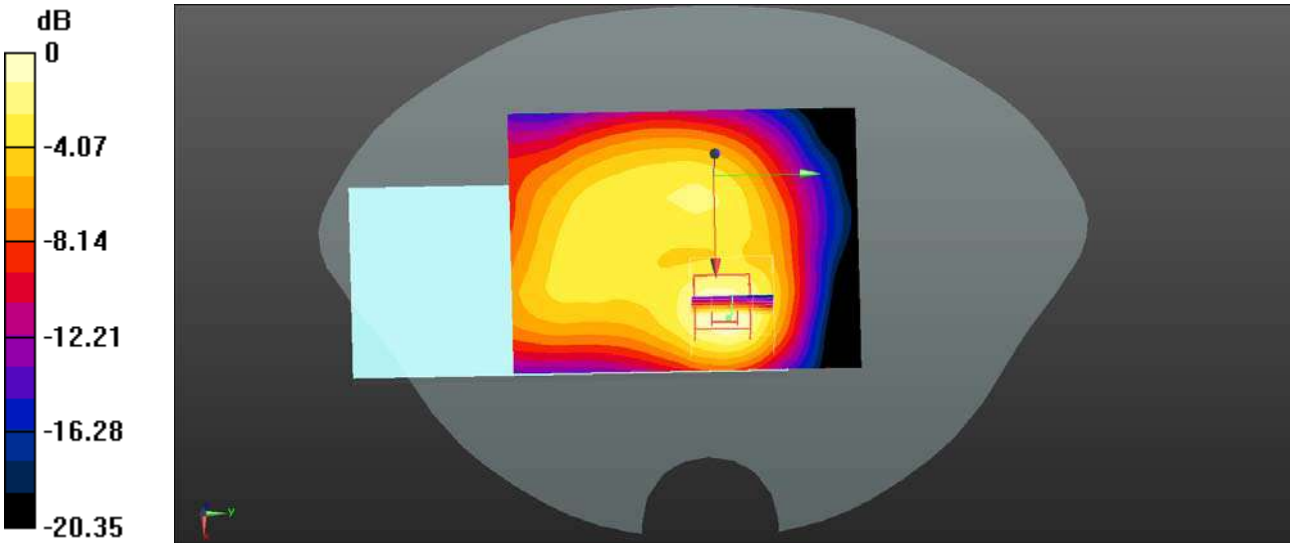

0 dB = 0.254 W/kg = -5.95 dBW/kg

Plot 26#: GSM 1900_ Body Left _Mid

DUT: Power 7S; Type: Smart Phone; Serial: SZNS220401-11969E-SA-S1

Communication System: UID 0, Generic GPRS-3 slots (0); Frequency: 1880 MHz;Duty Cycle: 1:2.66
Medium parameters used (interpolated): f = 1880 MHz; σ = 1.419 S/m; εr = 40.444; ρ = 1000 kg/m3
Phantom section: Flat Section

DASY5 Configuration:

- Probe: EX3DV4 - SN3619; ConvF(7.07, 7.07, 7.07); Calibrated: 2021/08/25
- Sensor-Surface: 4mm (Mechanical Surface Detection)
- Electronics: DAE4 Sn1211; Calibrated: 2022/03/01
- Phantom: Twin SAM; Type: QD000P40CD; Serial: TP:1744
- Measurement SW: DASY52, Version 52.10 (4); SEMCAD X Version 14.6.14 (7501)

Body Left/GSM 1900 Mid/Area Scan (71x91x1): Interpolated grid: dx=1.500 mm, dy=1.500 mm
Maximum value of SAR (interpolated) = 0.127 W/kg

Body Left/GSM 1900 Mid/Zoom Scan (5x5x7)/Cube 0: Measurement grid: dx=8mm, dy=8mm, dz=5mm
Reference Value = 8.725 V/m; Power Drift = -0.20 dB
Peak SAR (extrapolated) = 0.186 W/kg
SAR(1 g) = 0.106 W/kg; SAR(10 g) = 0.059 W/kg
Maximum value of SAR (measured) = 0.115 W/kg

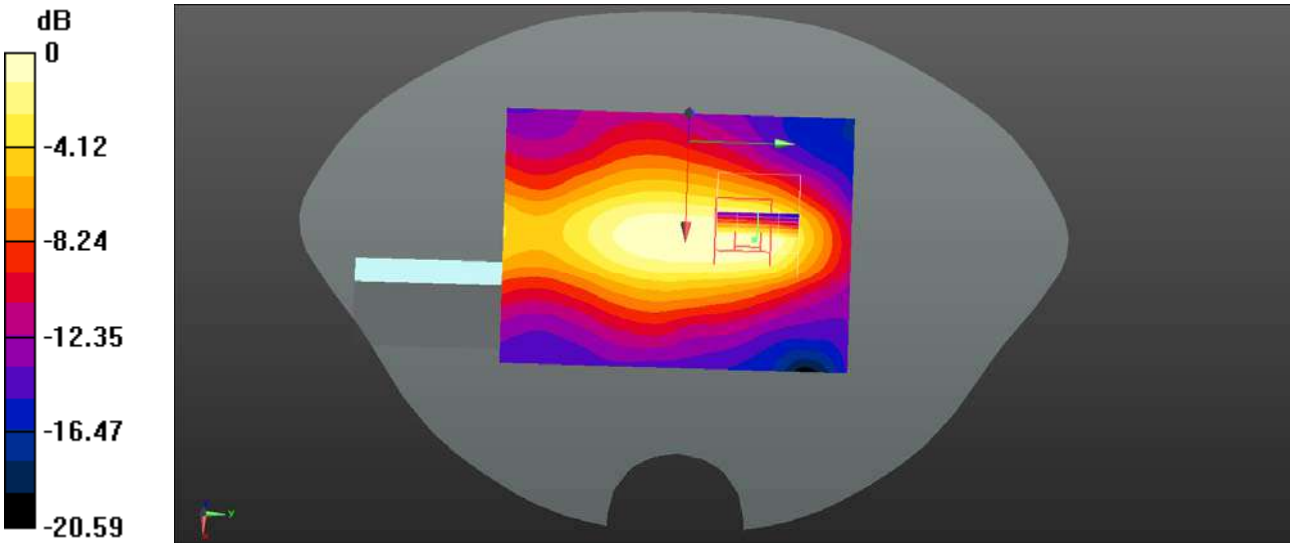

0 dB = 0.115 W/kg = -9.39 dBW/kg

Plot 27#: GSM 1900_ Body Top _Mid

DUT: Power 7S; Type: Smart Phone; Serial: SZNS220401-11969E-SA-S1

Communication System: UID 0, Generic GPRS-3 slots (0); Frequency: 1880 MHz;Duty Cycle: 1:2.66
Medium parameters used (interpolated): f = 1880 MHz; σ = 1.419 S/m; εr = 40.444; ρ = 1000 kg/m3
Phantom section: Flat Section

DASY5 Configuration:

- Probe: EX3DV4 - SN3619; ConvF(7.07, 7.07, 7.07); Calibrated: 2021/08/25
- Sensor-Surface: 4mm (Mechanical Surface Detection)
- Electronics: DAE4 Sn1211; Calibrated: 2022/03/01
- Phantom: Twin SAM; Type: QD000P40CD; Serial: TP:1744
- Measurement SW: DASY52, Version 52.10 (4); SEMCAD X Version 14.6.14 (7501)

Body Top/GSM 1900 Mid/Area Scan (71x91x1): Interpolated grid: dx=1.500 mm, dy=1.500 mm
Maximum value of SAR (interpolated) = 0.160 W/kg

Body Top/GSM 1900 Mid/Zoom Scan (5x5x7)/Cube 0: Measurement grid: dx=8mm, dy=8mm, dz=5mm
Reference Value = 9.971 V/m; Power Drift = -0.12 dB
Peak SAR (extrapolated) = 0.227 W/kg
SAR(1 g) = 0.144 W/kg; SAR(10 g) = 0.087 W/kg
Maximum value of SAR (measured) = 0.156 W/kg

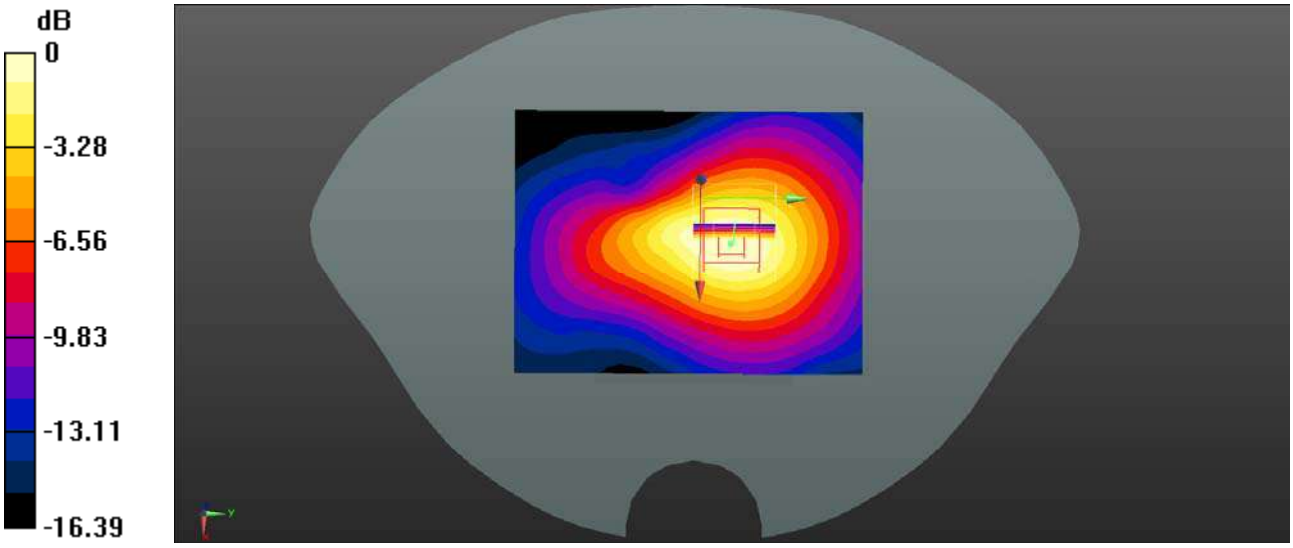

0 dB = 0.156 W/kg = -8.07 dBW/kg

Plot 28#: WCDMA Band 2_ Head Left Cheek _Mid

DUT: Power 7S; Type: Smart Phone; Serial: SZNS220401-11969E-SA-S1

Communication System: UID 0, WCDMA (0); Frequency: 1880 MHz;Duty Cycle: 1:1
Medium parameters used (interpolated): f = 1880 MHz; σ = 1.419 S/m; εr = 40.444; ρ = 1000 kg/m3
Phantom section: Left Section

DASY5 Configuration:

- Probe: EX3DV4 - SN3619; ConvF(7.07, 7.07, 7.07); Calibrated: 2021/08/25
- Sensor-Surface: 4mm (Mechanical Surface Detection)
- Electronics: DAE4 Sn1211; Calibrated: 2022/03/01
- Phantom: Twin SAM; Type: QD000P40CD; Serial: TP:1744
- Measurement SW: DASY52, Version 52.10 (4); SEMCAD X Version 14.6.14 (7501)

Head Left Cheek/WCDMA Band 2 Mid/Area Scan (71x91x1): Interpolated grid: dx=1.500 mm, dy=1.500 mm
Maximum value of SAR (interpolated) = 0.634 W/kg

Head Left Cheek/WCDMA Band 2 Mid/Zoom Scan (5x5x7)/Cube 0: Measurement grid: dx=8mm, dy=8mm, dz=5mm
Reference Value = 18.51 V/m; Power Drift = -0.02 dB
Peak SAR (extrapolated) = 0.887 W/kg
SAR(1 g) = 0.568 W/kg; SAR(10 g) = 0.352 W/kg
Maximum value of SAR (measured) = 0.609 W/kg

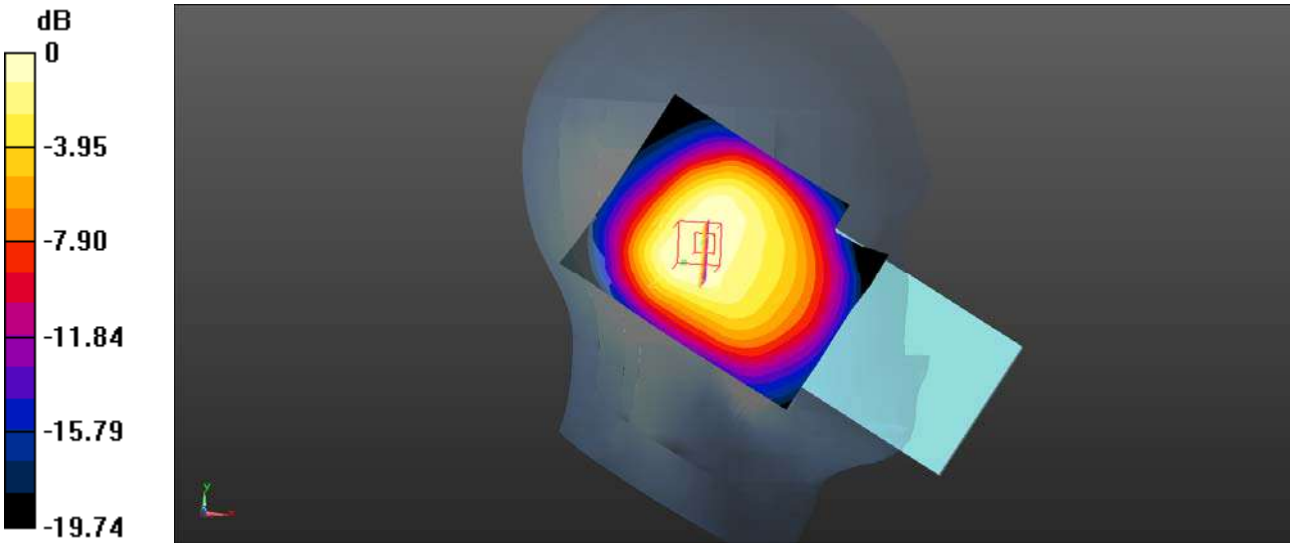

0 dB = 0.609 W/kg = -2.15 dBW/kg

Plot 29#: WCDMA Band 2_ Head Left Tilt _Mid

DUT: Power 7S; Type: Smart Phone; Serial: SZNS220401-11969E-SA-S1

Communication System: UID 0, WCDMA (0); Frequency: 1880 MHz;Duty Cycle: 1:1
Medium parameters used (interpolated): f = 1880 MHz; σ = 1.419 S/m; εr = 40.444; ρ = 1000 kg/m3
Phantom section: Left Section

DASY5 Configuration:

- Probe: EX3DV4 - SN3619; ConvF(7.07, 7.07, 7.07); Calibrated: 2021/08/25
- Sensor-Surface: 4mm (Mechanical Surface Detection)
- Electronics: DAE4 Sn1211; Calibrated: 2022/03/01
- Phantom: Twin SAM; Type: QD000P40CD; Serial: TP:1744
- Measurement SW: DASY52, Version 52.10 (4); SEMCAD X Version 14.6.14 (7501)

Head Left Tilt/WCDMA Band 2 Mid/Area Scan (71x91x1): Interpolated grid: dx=1.500 mm, dy=1.500 mm
Maximum value of SAR (interpolated) = 0.772 W/kg

Head Left Tilt/WCDMA Band 2 Mid/Zoom Scan (5x5x7)/Cube 0: Measurement grid: dx=8mm, dy=8mm, dz=5mm
Reference Value = 19.68 V/m; Power Drift = 0.03 dB
Peak SAR (extrapolated) = 1.11 W/kg
SAR(1 g) = 0.682 W/kg; SAR(10 g) = 0.403 W/kg
Maximum value of SAR (measured) = 0.743 W/kg

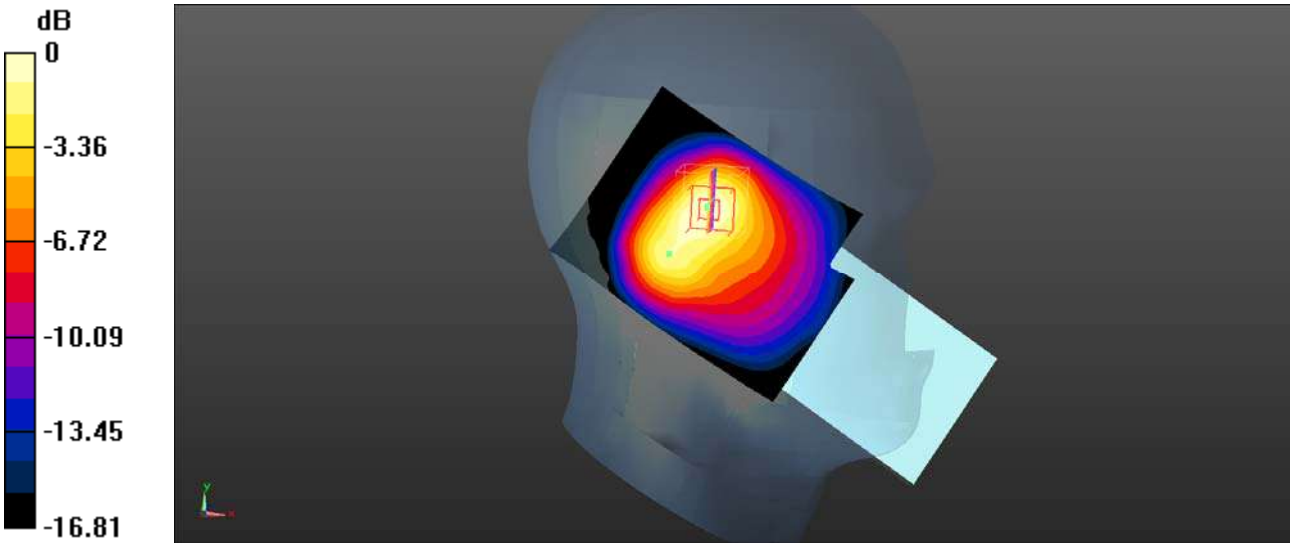

0 dB = 0.743 W/kg = -1.29 dBW/kg

Plot 30#: WCDMA Band 2_ Head Right Cheek _Low

DUT: Power 7S; Type: Smart Phone; Serial: SZNS220401-11969E-SA-S1

Communication System: UID 0, WCDMA (0); Frequency: 1852.4 MHz;Duty Cycle: 1:1
Medium parameters used (interpolated): f = 1852.4 MHz; σ = 1.398 S/m; ε_r = 40.49; ρ = 1000 kg/m^3
Phantom section: Right Section

DASY5 Configuration:

- Probe: EX3DV4 - SN3619; ConvF(7.07, 7.07, 7.07); Calibrated: 2021/08/25
- Sensor-Surface: 4mm (Mechanical Surface Detection)
- Electronics: DAE4 Sn1211; Calibrated: 2022/03/01
- Phantom: Twin SAM; Type: QD000P40CD; Serial: TP:1744
- Measurement SW: DASY52, Version 52.10 (4); SEMCAD X Version 14.6.14 (7501)

Head Right Cheek/WCDMA Band 2 Low/Area Scan (71x91x1): Interpolated grid: dx=1.500 mm, dy=1.500 mm
Maximum value of SAR (interpolated) = 0.928 W/kg

Head Right Cheek/WCDMA Band 2 Low/Zoom Scan (5x5x7)/Cube 0: Measurement grid: dx=8mm, dy=8mm, dz=5mm
Reference Value = 14.86 V/m; Power Drift = 0.11 dB
Peak SAR (extrapolated) = 1.43 W/kg
SAR(1 g) = 0.838 W/kg; SAR(10 g) = 0.475 W/kg
Maximum value of SAR (measured) = 0.909 W/kg

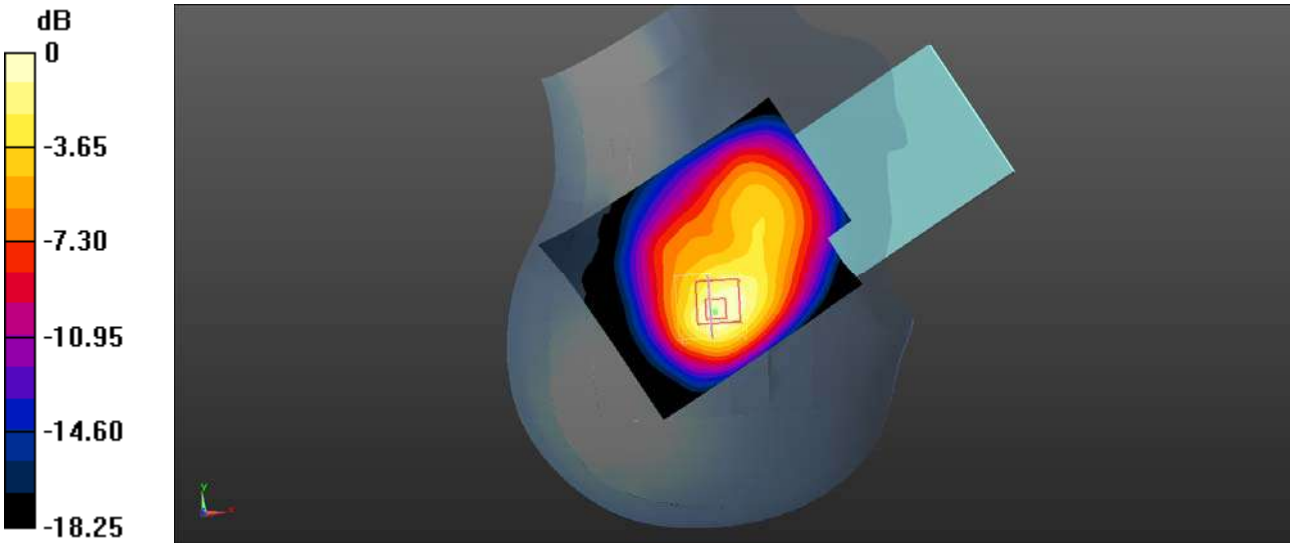

0 dB = 0.909 W/kg = -0.41 dBW/kg

Plot 31#: WCDMA Band 2_ Head Right Cheek _Mid

DUT: Power 7S; Type: Smart Phone; Serial: SZNS220401-11969E-SA-S1

Communication System: UID 0, WCDMA (0); Frequency: 1880 MHz;Duty Cycle: 1:1
Medium parameters used (interpolated): f = 1880 MHz; σ = 1.419 S/m; εr = 40.444; ρ = 1000 kg/m3
Phantom section: Right Section

DASY5 Configuration:

- Probe: EX3DV4 - SN3619; ConvF(7.07, 7.07, 7.07); Calibrated: 2021/08/25
- Sensor-Surface: 4mm (Mechanical Surface Detection)
- Electronics: DAE4 Sn1211; Calibrated: 2022/03/01
- Phantom: Twin SAM; Type: QD000P40CD; Serial: TP:1744
- Measurement SW: DASY52, Version 52.10 (4); SEMCAD X Version 14.6.14 (7501)

Head Right Cheek/WCDMA Band 2 Mid/Area Scan (71x91x1): Interpolated grid: dx=1.500 mm, dy=1.500 mm
Maximum value of SAR (interpolated) = 0.890 W/kg

Head Right Cheek/WCDMA Band 2 Mid/Zoom Scan (5x5x7)/Cube 0: Measurement grid: dx=8mm, dy=8mm, dz=5mm
Reference Value = 13.45 V/m; Power Drift = 0.17 dB
Peak SAR (extrapolated) = 1.37 W/kg
SAR(1 g) = 0.800 W/kg; SAR(10 g) = 0.454 W/kg
Maximum value of SAR (measured) = 0.875 W/kg

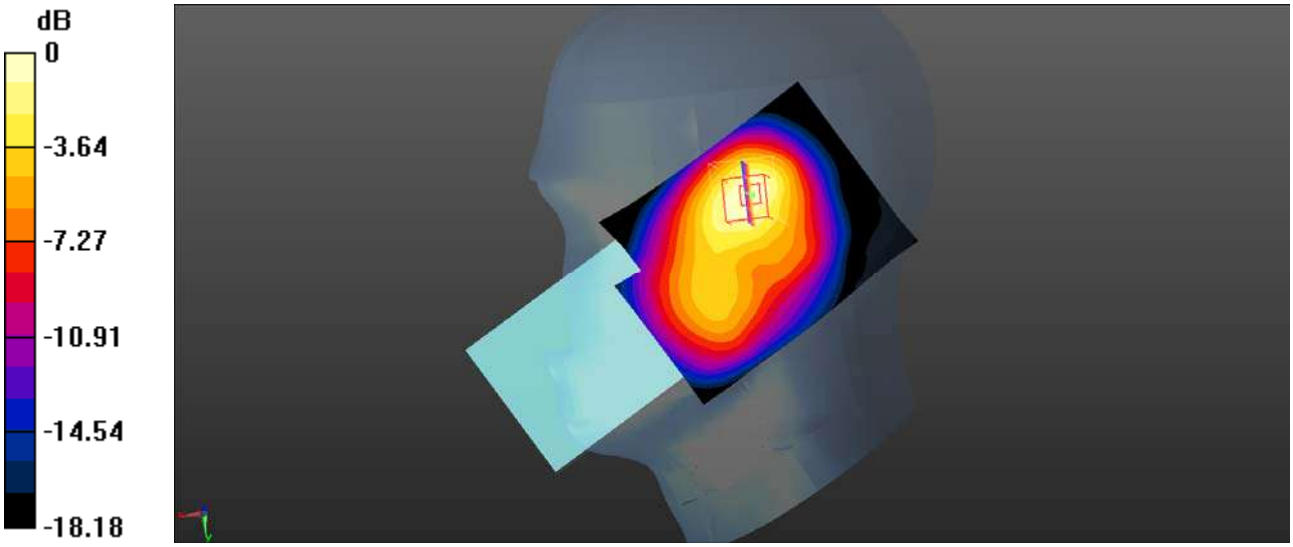

0 dB = 0.875 W/kg = -0.58 dBW/kg

Plot 32#: WCDMA Band 2_ Head Right Cheek _High

DUT: Power 7S; Type: Smart Phone; Serial: SZNS220401-11969E-SA-S1

Communication System: UID 0, WCDMA (0); Frequency: 1907.6 MHz;Duty Cycle: 1:1
Medium parameters used (interpolated): f = 1907.6 MHz; σ = 1.423 S/m; ε_r = 40.512; ρ = 1000 kg/m^3
Phantom section: Right Section

DASY5 Configuration:

- Probe: EX3DV4 - SN3619; ConvF(7.07, 7.07, 7.07); Calibrated: 2021/08/25
- Sensor-Surface: 4mm (Mechanical Surface Detection)
- Electronics: DAE4 Sn1211; Calibrated: 2022/03/01
- Phantom: Twin SAM; Type: QD000P40CD; Serial: TP:1744
- Measurement SW: DASY52, Version 52.10 (4); SEMCAD X Version 14.6.14 (7501)

Head Right Cheek/WCDMA Band 2 High/Area Scan (71x91x1): Interpolated grid: dx=1.500 mm, dy=1.500 mm
Maximum value of SAR (interpolated) = 0.839 W/kg

Head Right Cheek/WCDMA Band 2 High/Zoom Scan (5x5x7)/Cube 0: Measurement grid: dx=8mm, dy=8mm, dz=5mm
Reference Value = 13.78 V/m; Power Drift = 0.10 dB
Peak SAR (extrapolated) = 1.30 W/kg
SAR(1 g) = 0.757 W/kg; SAR(10 g) = 0.429 W/kg
Maximum value of SAR (measured) = 0.831 W/kg

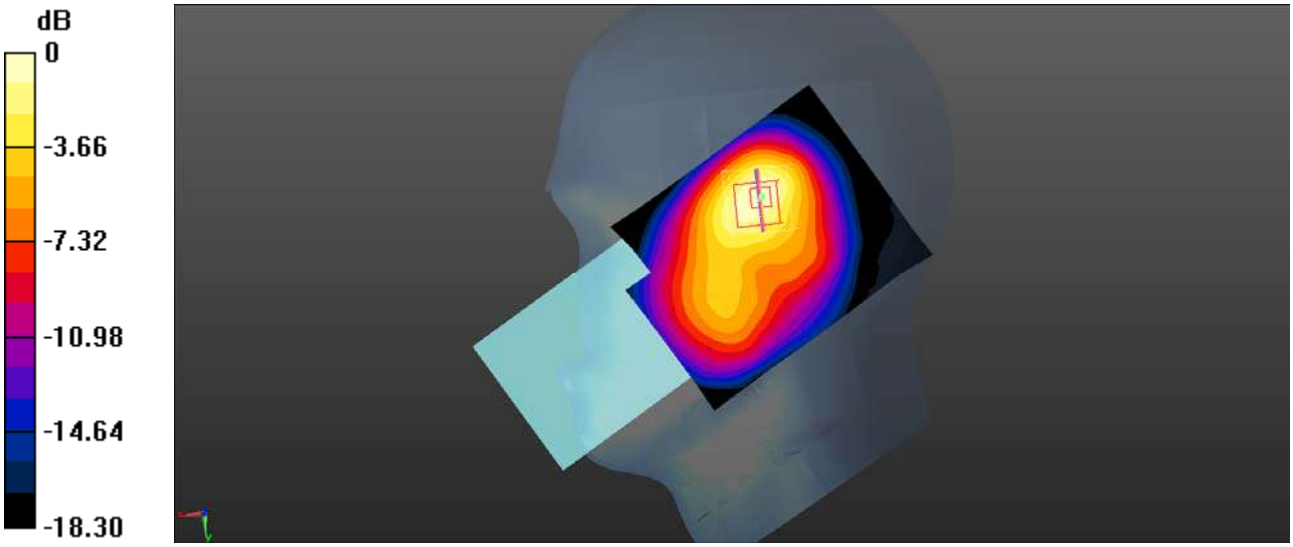

0 dB = 0.831 W/kg = -0.80 dBW/kg

Plot 33#: WCDMA Band 2_ Head Right Tilt _Mid

DUT: Power 7S; Type: Smart Phone; Serial: SZNS220401-11969E-SA-S1

Communication System: UID 0, WCDMA (0); Frequency: 1880 MHz;Duty Cycle: 1:1
Medium parameters used (interpolated): f = 1880 MHz; σ = 1.419 S/m; εr = 40.444; ρ = 1000 kg/m3
Phantom section: Right Section

DASY5 Configuration:

- Probe: EX3DV4 - SN3619; ConvF(7.07, 7.07, 7.07); Calibrated: 2021/08/25
- Sensor-Surface: 4mm (Mechanical Surface Detection)
- Electronics: DAE4 Sn1211; Calibrated: 2022/03/01
- Phantom: Twin SAM; Type: QD000P40CD; Serial: TP:1744
- Measurement SW: DASY52, Version 52.10 (4); SEMCAD X Version 14.6.14 (7501)

Head Right Tilt/WCDMA Band 2 Mid/Area Scan (71x91x1): Interpolated grid: dx=1.500 mm, dy=1.500 mm
Maximum value of SAR (interpolated) = 0.925 W/kg

Head Right Tilt/WCDMA Band 2 Mid/Zoom Scan (5x5x7)/Cube 0: Measurement grid: dx=8mm, dy=8mm, dz=5mm
Reference Value = 16.86 V/m; Power Drift = 0.14 dB
Peak SAR (extrapolated) = 1.42 W/kg
SAR(1 g) = 0.751 W/kg; SAR(10 g) = 0.402 W/kg
Maximum value of SAR (measured) = 0.806 W/kg

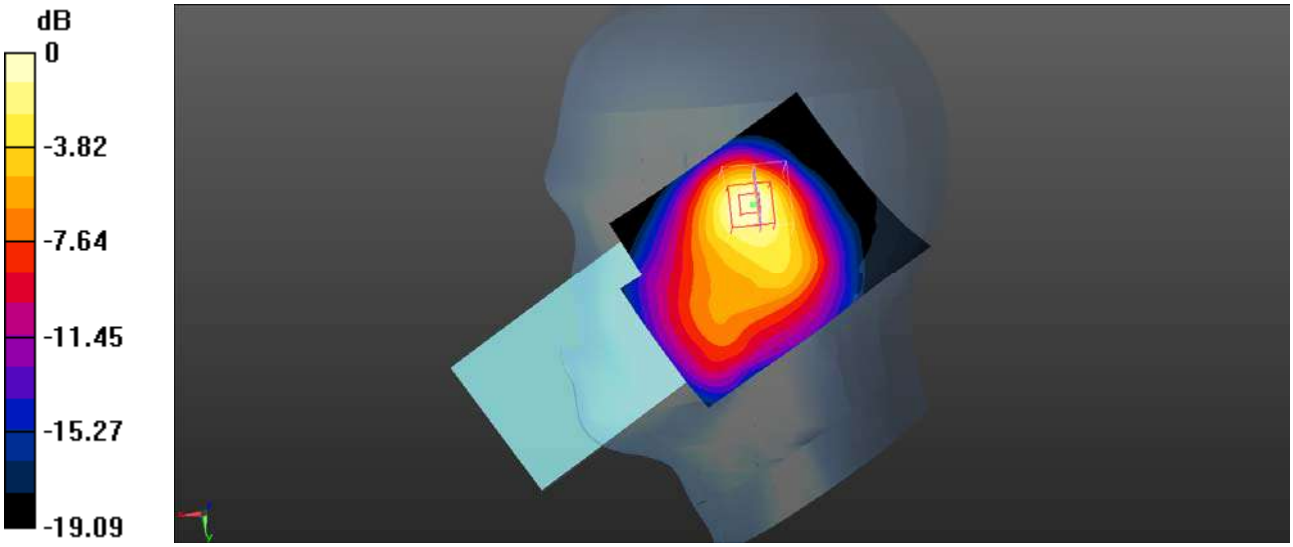

0 dB = 0.806 W/kg = -0.94 dBW/kg

Plot 34#: WCDMA Band 2_ Body Front _Mid

DUT: Power 7S; Type: Smart Phone; Serial: SZNS220401-11969E-SA-S1

Communication System: UID 0, WCDMA (0); Frequency: 1880 MHz;Duty Cycle: 1:1
Medium parameters used (interpolated): f = 1880 MHz; σ = 1.419 S/m; εr = 40.444; ρ = 1000 kg/m3
Phantom section: Flat Section

DASY5 Configuration:

- Probe: EX3DV4 - SN3619; ConvF(7.07, 7.07, 7.07); Calibrated: 2021/08/25
- Sensor-Surface: 4mm (Mechanical Surface Detection)
- Electronics: DAE4 Sn1211; Calibrated: 2022/03/01
- Phantom: Twin SAM; Type: QD000P40CD; Serial: TP:1744
- Measurement SW: DASY52, Version 52.10 (4); SEMCAD X Version 14.6.14 (7501)

Body Front/WCDMA Band 2 Mid/Area Scan (71x91x1): Interpolated grid: dx=1.500 mm, dy=1.500 mm
Maximum value of SAR (interpolated) = 0.300 W/kg

Body Front/WCDMA Band 2 Mid/Zoom Scan (5x5x7)/Cube 0: Measurement grid: dx=8mm, dy=8mm, dz=5mm
Reference Value = 11.95 V/m; Power Drift = 0.04 dB
Peak SAR (extrapolated) = 0.460 W/kg
SAR(1 g) = 0.271 W/kg; SAR(10 g) = 0.159 W/kg
Maximum value of SAR (measured) = 0.295 W/kg

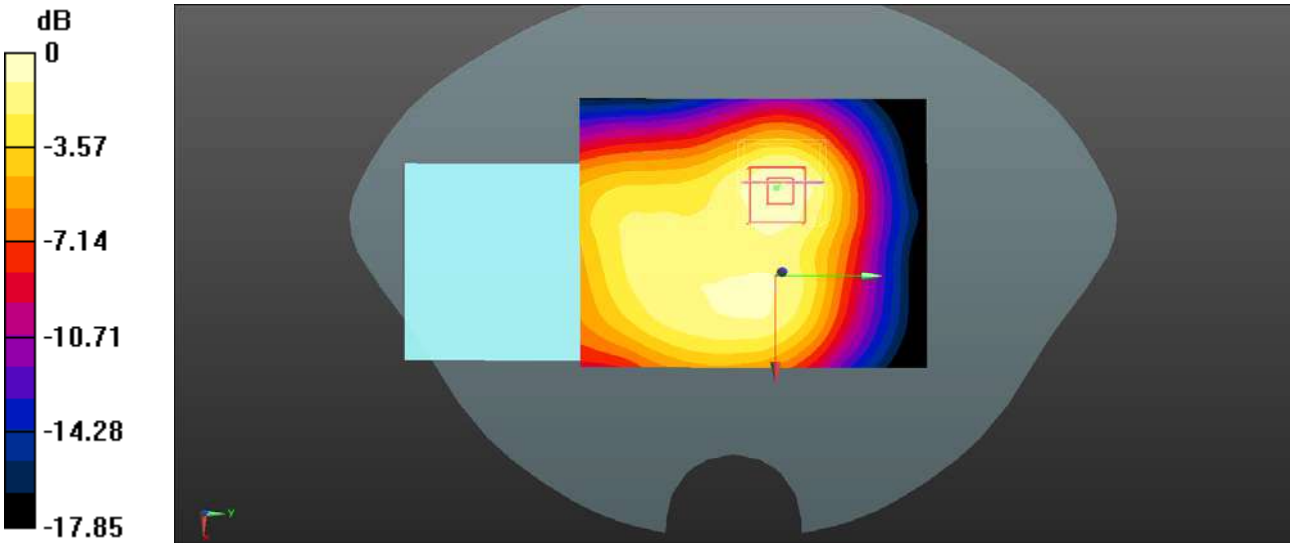

0 dB = 0.295 W/kg = -5.30 dBW/kg

Plot 35#: WCDMA Band 2_ Body Back _Low

DUT: Power 7S; Type: Smart Phone; Serial: SZNS220401-11969E-SA-S1

Communication System: UID 0, WCDMA (0); Frequency: 1852.4 MHz;Duty Cycle: 1:1
Medium parameters used (interpolated): f = 1852.4 MHz; σ = 1.389 S/m; ε_r = 40.49; ρ = 1000 kg/m^3
Phantom section: Flat Section

DASY5 Configuration:

- Probe: EX3DV4 - SN3619; ConvF(7.07, 7.07, 7.07); Calibrated: 2021/08/25
- Sensor-Surface: 4mm (Mechanical Surface Detection)
- Electronics: DAE4 Sn1211; Calibrated: 2022/03/01
- Phantom: Twin SAM; Type: QD000P40CD; Serial: TP:1744
- Measurement SW: DASY52, Version 52.10 (4); SEMCAD X Version 14.6.14 (7501)

Body Back/WCDMA Band 2 Low/Area Scan (71x91x1): Interpolated grid: dx=1.500 mm, dy=1.500 mm
Maximum value of SAR (interpolated) = 0.470 W/kg

Body Back/WCDMA Band 2 Low/Zoom Scan (5x5x7)/Cube 0: Measurement grid: dx=8mm, dy=8mm, dz=5mm
Reference Value = 13.31 V/m; Power Drift = 0.13 dB
Peak SAR (extrapolated) = 0.819 W/kg
SAR(1 g) = 0.456 W/kg; SAR(10 g) = 0.243 W/kg
Maximum value of SAR (measured) = 0.494 W/kg

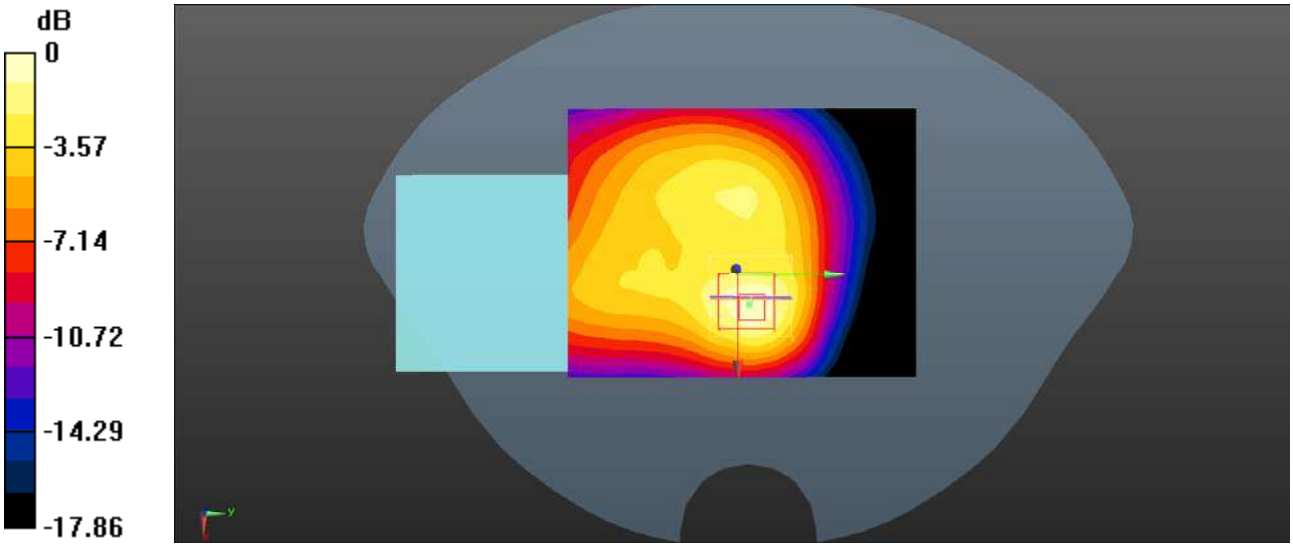

0 dB = 0.494 W/kg = -3.06 dBW/kg

Plot 36#: WCDMA Band 2_ Body Back _Mid

DUT: Power 7S; Type: Smart Phone; Serial: SZNS220401-11969E-SA-S1

Communication System: UID 0, WCDMA (0); Frequency: 1880 MHz;Duty Cycle: 1:1
Medium parameters used (interpolated): f = 1880 MHz; σ = 1.419 S/m; εr = 40.444; ρ = 1000 kg/m3
Phantom section: Flat Section

DASY5 Configuration:

- Probe: EX3DV4 - SN3619; ConvF(7.07, 7.07, 7.07); Calibrated: 2021/08/25
- Sensor-Surface: 4mm (Mechanical Surface Detection)
- Electronics: DAE4 Sn1211; Calibrated: 2022/03/01
- Phantom: Twin SAM; Type: QD000P40CD; Serial: TP:1744
- Measurement SW: DASY52, Version 52.10 (4); SEMCAD X Version 14.6.14 (7501)

Body Back/WCDMA Band 2 Mid/Area Scan (71x91x1): Interpolated grid: dx=1.500 mm, dy=1.500 mm
Maximum value of SAR (interpolated) = 0.503 W/kg

Body Back/WCDMA Band 2 Mid/Zoom Scan (5x5x7)/Cube 0: Measurement grid: dx=8mm, dy=8mm, dz=5mm
Reference Value = 12.28 V/m; Power Drift = 0.04 dB
Peak SAR (extrapolated) = 0.845 W/kg
SAR(1 g) = 0.467 W/kg; SAR(10 g) = 0.250 W/kg
Maximum value of SAR (measured) = 0.521 W/kg

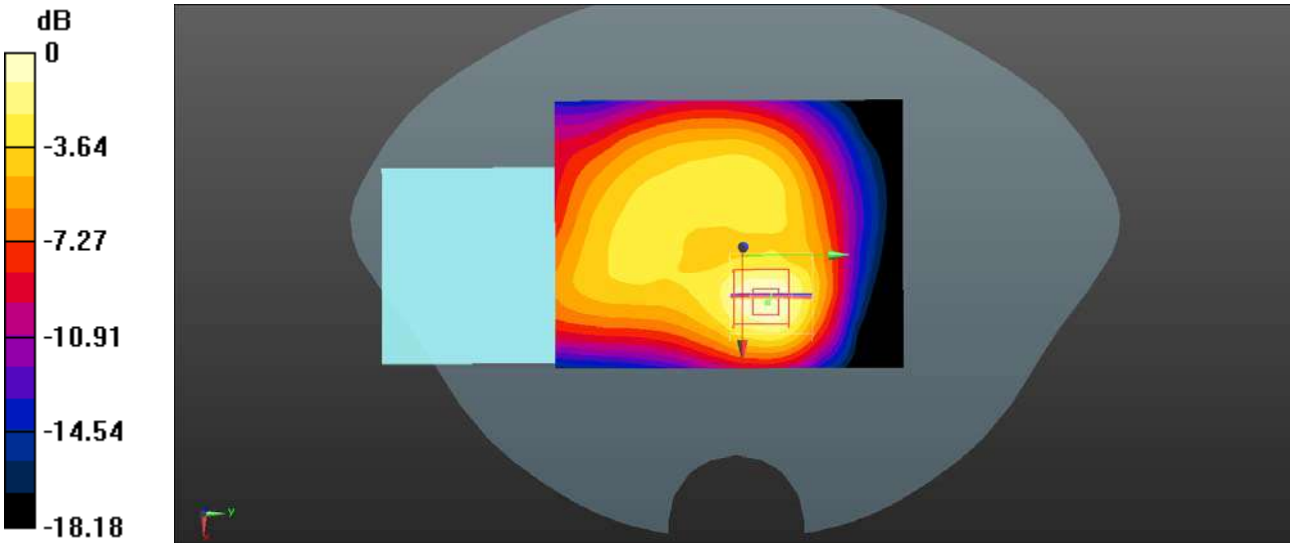

0 dB = 0.521 W/kg = -2.83 dBW/kg

Plot 37#: WCDMA Band 2_ Body Back _High

DUT: Power 7S; Type: Smart Phone; Serial: SZNS220401-11969E-SA-S1

Communication System: UID 0, WCDMA (0); Frequency: 1907.6 MHz;Duty Cycle: 1:1
Medium parameters used (interpolated): f = 1907.6 MHz; σ = 1.423 S/m; ε_r = 40.512; ρ = 1000 kg/m^3
Phantom section: Flat Section

DASY5 Configuration:

- Probe: EX3DV4 - SN3619; ConvF(7.07, 7.07, 7.07); Calibrated: 2021/08/25
- Sensor-Surface: 4mm (Mechanical Surface Detection)
- Electronics: DAE4 Sn1211; Calibrated: 2022/03/01
- Phantom: Twin SAM; Type: QD000P40CD; Serial: TP:1744
- Measurement SW: DASY52, Version 52.10 (4); SEMCAD X Version 14.6.14 (7501)

Body Back/WCDMA Band 2 High/Area Scan (71x91x1): Interpolated grid: dx=1.500 mm, dy=1.500 mm
Maximum value of SAR (interpolated) = 0.457 W/kg

Body Back/WCDMA Band 2 High/Zoom Scan (5x5x7)/Cube 0: Measurement grid: dx=8mm, dy=8mm, dz=5mm
Reference Value = 13.00 V/m; Power Drift = 0.09 dB
Peak SAR (extrapolated) = 0.785 W/kg
SAR(1 g) = 0.429 W/kg; SAR(10 g) = 0.229 W/kg
Maximum value of SAR (measured) = 0.463 W/kg

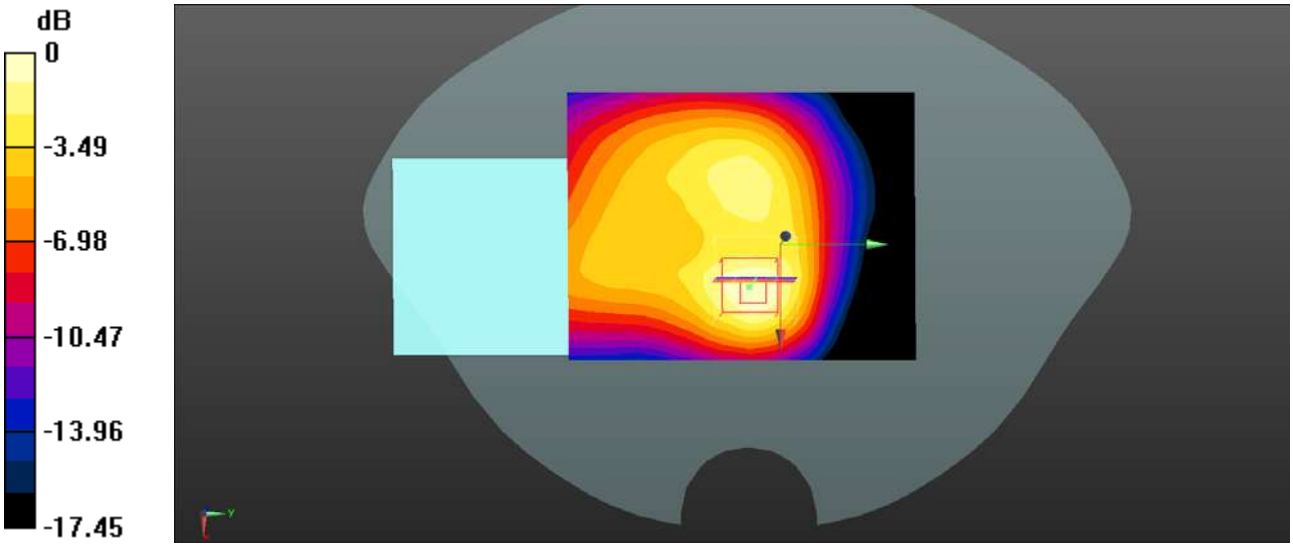

0 dB = 0.463 W/kg = -3.34 dBW/kg

Plot 38#: WCDMA Band 2_ Body Left _Mid

DUT: Power 7S; Type: Smart Phone; Serial: SZNS220401-11969E-SA-S1

Communication System: UID 0, WCDMA (0); Frequency: 1880 MHz;Duty Cycle: 1:1
Medium parameters used (interpolated): f = 1880 MHz; σ = 1.419 S/m; εr = 40.444; ρ = 1000 kg/m3
Phantom section: Flat Section

DASY5 Configuration:

- Probe: EX3DV4 - SN3619; ConvF(7.07, 7.07, 7.07); Calibrated: 2021/08/25
- Sensor-Surface: 4mm (Mechanical Surface Detection)
- Electronics: DAE4 Sn1211; Calibrated: 2022/03/01
- Phantom: Twin SAM; Type: QD000P40CD; Serial: TP:1744
- Measurement SW: DASY52, Version 52.10 (4); SEMCAD X Version 14.6.14 (7501)

Body Left/WCDMA Band 2 Mid/Area Scan (71x91x1): Interpolated grid: dx=1.500 mm, dy=1.500 mm
Maximum value of SAR (interpolated) = 0.285 W/kg

Body Left/WCDMA Band 2 Mid/Zoom Scan (5x5x7)/Cube 0: Measurement grid: dx=8mm, dy=8mm, dz=5mm
Reference Value = 13.20 V/m; Power Drift = 0.10 dB
Peak SAR (extrapolated) = 0.438 W/kg
SAR(1 g) = 0.245 W/kg; SAR(10 g) = 0.137 W/kg
Maximum value of SAR (measured) = 0.268 W/kg

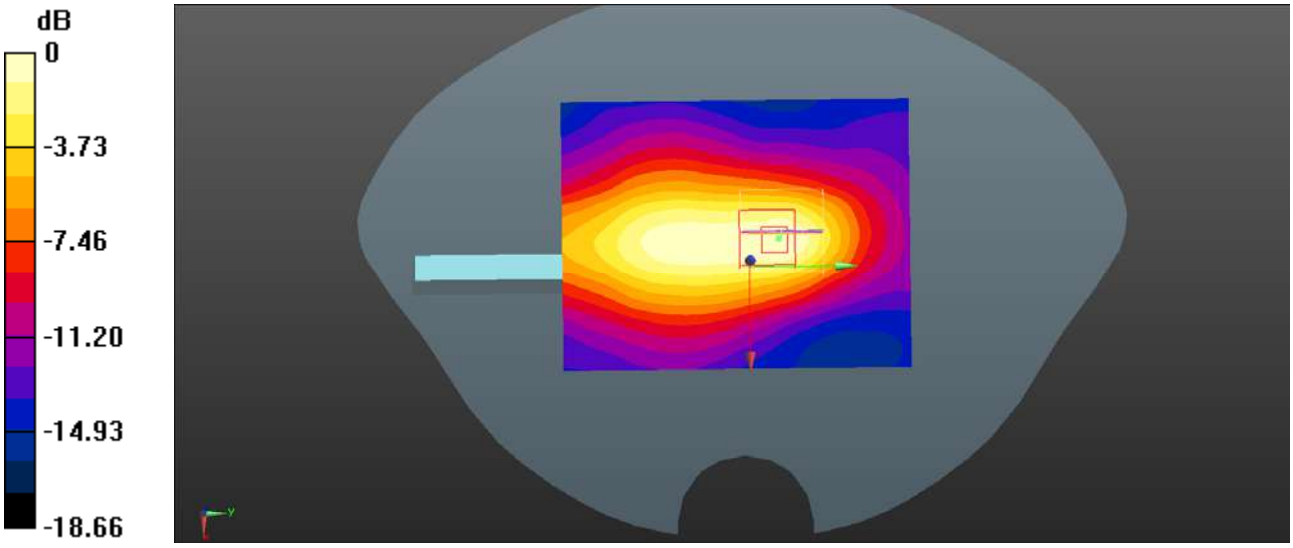

0 dB = 0.268 W/kg = -5.72 dBW/kg

Plot 39#: WCDMA Band 2_ Body Top _Mid

DUT: Power 7S; Type: Smart Phone; Serial: SZNS220401-11969E-SA-S1

Communication System: UID 0, WCDMA (0); Frequency: 1880 MHz;Duty Cycle: 1:1
Medium parameters used (interpolated): f = 1880 MHz; σ = 1.419 S/m; εr = 40.444; ρ = 1000 kg/m3
Phantom section: Flat Section

DASY5 Configuration:

- Probe: EX3DV4 - SN3619; ConvF(7.07, 7.07, 7.07); Calibrated: 2021/08/25
- Sensor-Surface: 4mm (Mechanical Surface Detection)
- Electronics: DAE4 Sn1211; Calibrated: 2022/03/01
- Phantom: Twin SAM; Type: QD000P40CD; Serial: TP:1744
- Measurement SW: DASY52, Version 52.10 (4); SEMCAD X Version 14.6.14 (7501)

Body Top/WCDMA Band 2 Mid/Area Scan (71x91x1): Interpolated grid: dx=1.500 mm, dy=1.500 mm
Maximum value of SAR (interpolated) = 0.295 W/kg

Body Top/WCDMA Band 2 Mid/Zoom Scan (5x5x7)/Cube 0: Measurement grid: dx=8mm, dy=8mm, dz=5mm
Reference Value = 13.47 V/m; Power Drift = -0.04 dB
Peak SAR (extrapolated) = 0.421 W/kg
SAR(1 g) = 0.267 W/kg; SAR(10 g) = 0.163 W/kg
Maximum value of SAR (measured) = 0.289 W/kg

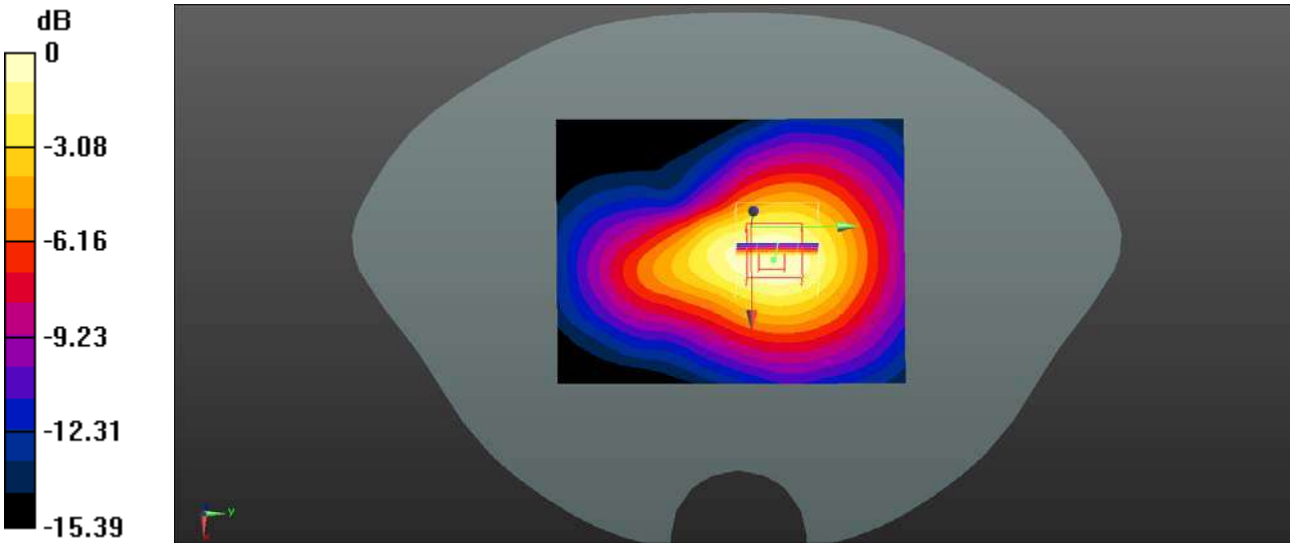

0 dB = 0.289 W/kg = -5.39 dBW/kg

Plot 40#: WCDMA Band 5_ Head Left Cheek_Mid

DUT: Power 7S; Type: Smart Phone; Serial: SZNS220401-11969E-SA-S1

Communication System: UID 0, WCDMA (0); Frequency: 836.6 MHz;Duty Cycle: 1:1
Medium parameters used (interpolated): f = 836.6 MHz; σ = 0.909 S/m; ε_r = 42.408; ρ = 1000 kg/m^3
Phantom section: Left Section

DASY5 Configuration:

- Probe: EX3DV4 - SN3619; ConvF(8.5, 8.5, 8.5); Calibrated: 2021/08/25
- Sensor-Surface: 4mm (Mechanical Surface Detection)
- Electronics: DAE4 Sn1211; Calibrated: 2022/03/01
- Phantom: Twin SAM; Type: QD000P40CD; Serial: TP:1744
- Measurement SW: DASY52, Version 52.10 (4); SEMCAD X Version 14.6.14 (7501)

Head Left Cheek/WCDMA Band 5 Mid/Area Scan (71x91x1): Interpolated grid: dx=1.500 mm, dy=1.500 mm
Maximum value of SAR (interpolated) = 0.154 W/kg

Head Left Cheek/WCDMA Band 5 Mid/Zoom Scan (5x5x7)/Cube 0: Measurement grid: dx=8mm, dy=8mm, dz=5mm
Reference Value = 3.919 V/m; Power Drift = 0.16 dB
Peak SAR (extrapolated) = 0.182 W/kg
SAR(1 g) = 0.152 W/kg; SAR(10 g) = 0.116 W/kg
Maximum value of SAR (measured) = 0.158 W/kg

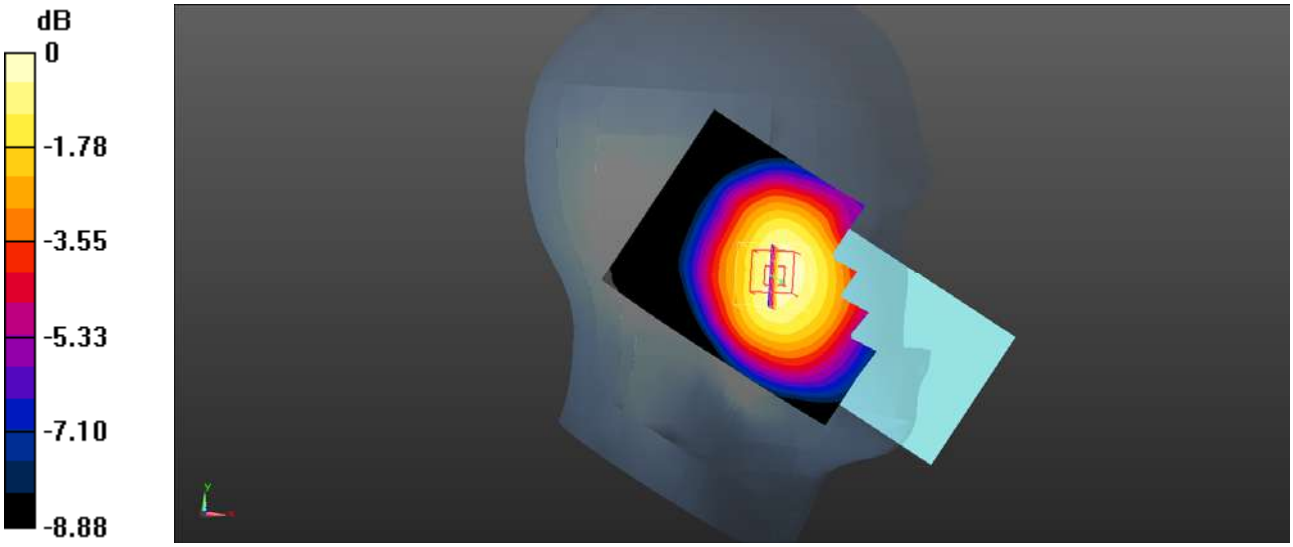

0 dB = 0.158 W/kg = -8.01 dBW/kg

Plot 41#: WCDMA Band 5_ Head Left Tilt_Mid

DUT: Power 7S; Type: Smart Phone; Serial: SZNS220401-11969E-SA-S1

Communication System: UID 0, WCDMA (0); Frequency: 836.6 MHz;Duty Cycle: 1:1
Medium parameters used (interpolated): f = 836.6 MHz; σ = 0.909 S/m; ε_r = 42.408; ρ = 1000 kg/m^3
Phantom section: Left Section

DASY5 Configuration:

- Probe: EX3DV4 - SN3619; ConvF(8.5, 8.5, 8.5); Calibrated: 2021/08/25
- Sensor-Surface: 4mm (Mechanical Surface Detection)
- Electronics: DAE4 Sn1211; Calibrated: 2022/03/01
- Phantom: Twin SAM; Type: QD000P40CD; Serial: TP:1744
- Measurement SW: DASY52, Version 52.10 (4); SEMCAD X Version 14.6.14 (7501)

Head Left Tilt/WCDMA Band 5 Mid/Area Scan (71x91x1): Interpolated grid: dx=1.500 mm, dy=1.500 mm
Maximum value of SAR (interpolated) = 0.0759 W/kg

Head Left Tilt/WCDMA Band 5 Mid/Zoom Scan (5x5x7)/Cube 0: Measurement grid: dx=8mm, dy=8mm, dz=5mm
Reference Value = 4.998 V/m; Power Drift = 0.12 dB
Peak SAR (extrapolated) = 0.0860 W/kg
SAR(1 g) = 0.072 W/kg; SAR(10 g) = 0.056 W/kg
Maximum value of SAR (measured) = 0.0737 W/kg

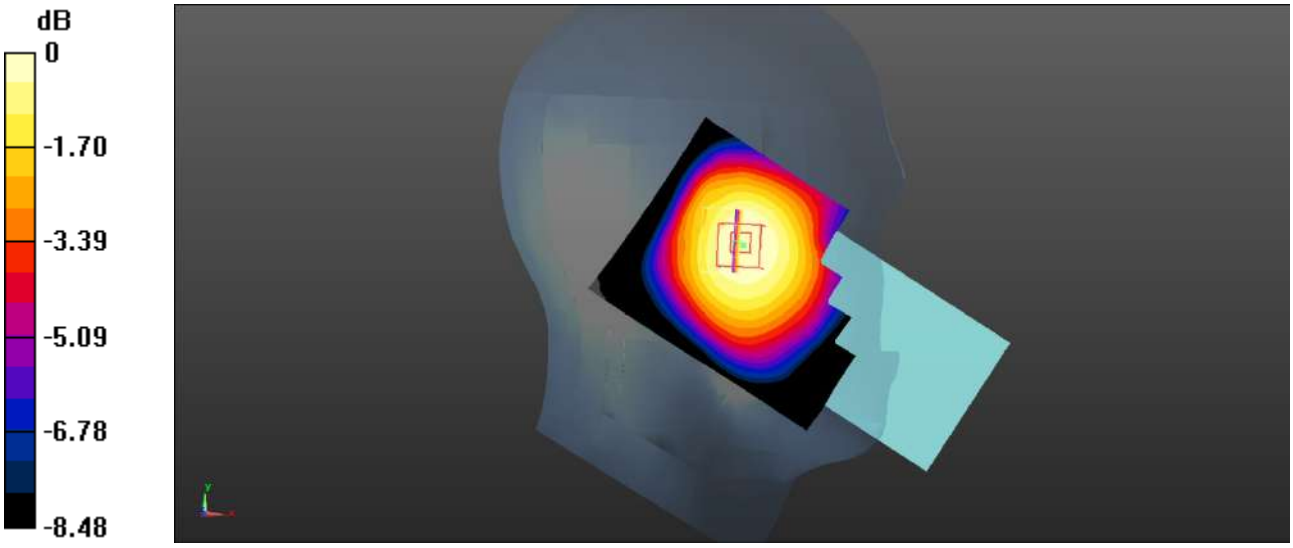

0 dB = 0.0737 W/kg = -11.33 dBW/kg

Plot 42#: WCDMA Band 5_ Head Right Cheek_Low

DUT: Power 7S; Type: Smart Phone; Serial: SZNS220401-11969E-SA-S1

Communication System: UID 0, WCDMA (0); Frequency: 826.4 MHz;Duty Cycle: 1:1
Medium parameters used (interpolated): f = 826.4 MHz; σ = 0.907 S/m; ε_r = 42.396; ρ = 1000 kg/m^3
Phantom section: Right Section

DASY5 Configuration:

- Probe: EX3DV4 - SN3619; ConvF(8.5, 8.5, 8.5); Calibrated: 2021/08/25
- Sensor-Surface: 4mm (Mechanical Surface Detection)
- Electronics: DAE4 Sn1211; Calibrated: 2022/03/01
- Phantom: Twin SAM; Type: QD000P40CD; Serial: TP:1744
- Measurement SW: DASY52, Version 52.10 (4); SEMCAD X Version 14.6.14 (7501)

Head Right Cheek/WCDMA Band 5 Low/Area Scan (71x91x1): Interpolated grid: dx=1.500 mm, dy=1.500 mm
Maximum value of SAR (interpolated) = 0.169 W/kg

Head Right Cheek/WCDMA Band 5 Low/Zoom Scan (5x5x7)/Cube 0: Measurement grid: dx=8mm, dy=8mm, dz=5mm
Reference Value = 4.972 V/m; Power Drift = 0.17 dB
Peak SAR (extrapolated) = 0.198 W/kg
SAR(1 g) = 0.166 W/kg; SAR(10 g) = 0.128 W/kg
Maximum value of SAR (measured) = 0.171 W/kg

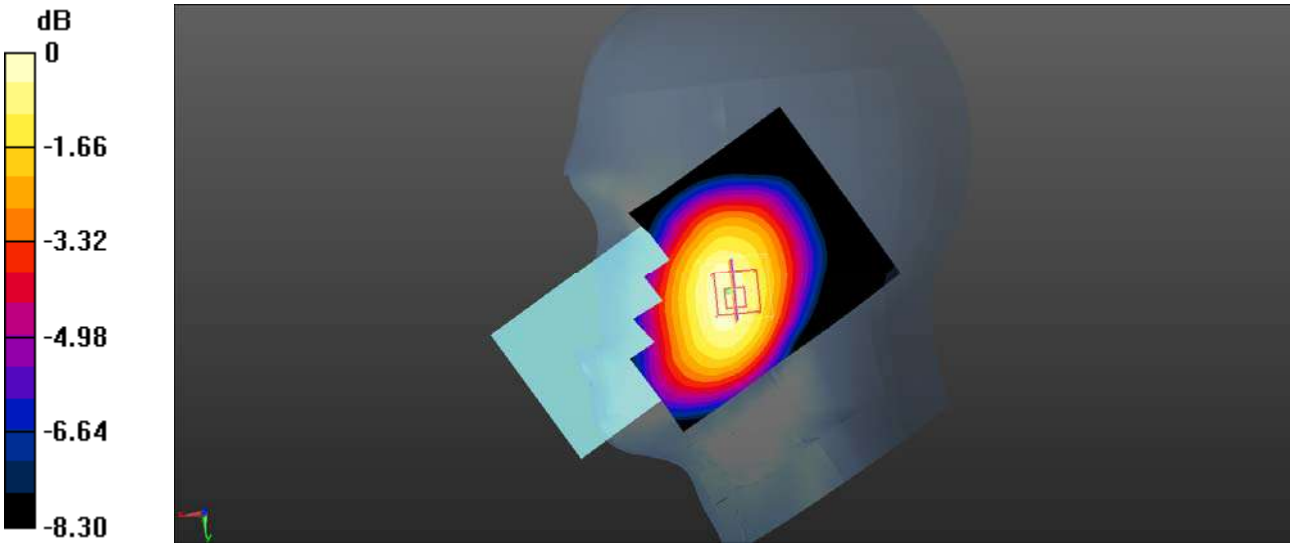

0 dB = 0.171 W/kg = -7.67 dBW/kg

Plot 43#: WCDMA Band 5_ Head Right Cheek_Mid

DUT: Power 7S; Type: Smart Phone; Serial: SZNS220401-11969E-SA-S1

Communication System: UID 0, WCDMA (0); Frequency: 836.6 MHz;Duty Cycle: 1:1
Medium parameters used (interpolated): f = 836.6 MHz; σ = 0.909 S/m; ε_r = 42.408; ρ = 1000 kg/m^3
Phantom section: Right Section

DASY5 Configuration:

- Probe: EX3DV4 - SN3619; ConvF(8.5, 8.5, 8.5); Calibrated: 2021/08/25
- Sensor-Surface: 4mm (Mechanical Surface Detection)
- Electronics: DAE4 Sn1211; Calibrated: 2022/03/01
- Phantom: Twin SAM; Type: QD000P40CD; Serial: TP:1744
- Measurement SW: DASY52, Version 52.10 (4); SEMCAD X Version 14.6.14 (7501)

Head Right Cheek/WCDMA Band 5 Mid/Area Scan (71x91x1): Interpolated grid: dx=1.500 mm, dy=1.500 mm
Maximum value of SAR (interpolated) = 0.217 W/kg

Head Right Cheek/WCDMA Band 5 Mid/Zoom Scan (5x5x7)/Cube 0: Measurement grid: dx=8mm, dy=8mm, dz=5mm
Reference Value = 6.033 V/m; Power Drift = 0.11 dB
Peak SAR (extrapolated) = 0.285 W/kg
SAR(1 g) = 0.215 W/kg; SAR(10 g) = 0.172 W/kg
Maximum value of SAR (measured) = 0.216 W/kg



0 dB = 0.216 W/kg = -6.66 dBW/kg

Plot 44#: WCDMA Band 5_ Head Right Cheek_High

DUT: Power 7S; Type: Smart Phone; Serial: SZNS220401-11969E-SA-S1

Communication System: UID 0, WCDMA (0); Frequency: 846.6 MHz;Duty Cycle: 1:1
Medium parameters used (interpolated): f = 846.6 MHz; σ = 0.915 S/m; ε_r = 42.362; ρ = 1000 kg/m^3
Phantom section: Right Section

DASY5 Configuration:

- Probe: EX3DV4 - SN3619; ConvF(8.5, 8.5, 8.5); Calibrated: 2021/08/25
- Sensor-Surface: 4mm (Mechanical Surface Detection)
- Electronics: DAE4 Sn1211; Calibrated: 2022/03/01
- Phantom: Twin SAM; Type: QD000P40CD; Serial: TP:1744
- Measurement SW: DASY52, Version 52.10 (4); SEMCAD X Version 14.6.14 (7501)

Head Right Cheek/WCDMA Band 5 High/Area Scan (71x91x1): Interpolated grid: dx=1.500 mm, dy=1.500 mm
Maximum value of SAR (interpolated) = 0.197 W/kg

Head Right Cheek/WCDMA Band 5 High/Zoom Scan (5x5x7)/Cube 0: Measurement grid: dx=8mm, dy=8mm, dz=5mm
Reference Value = 5.256 V/m; Power Drift = 0.15 dB
Peak SAR (extrapolated) = 0.229 W/kg
SAR(1 g) = 0.192 W/kg; SAR(10 g) = 0.148 W/kg
Maximum value of SAR (measured) = 0.198 W/kg

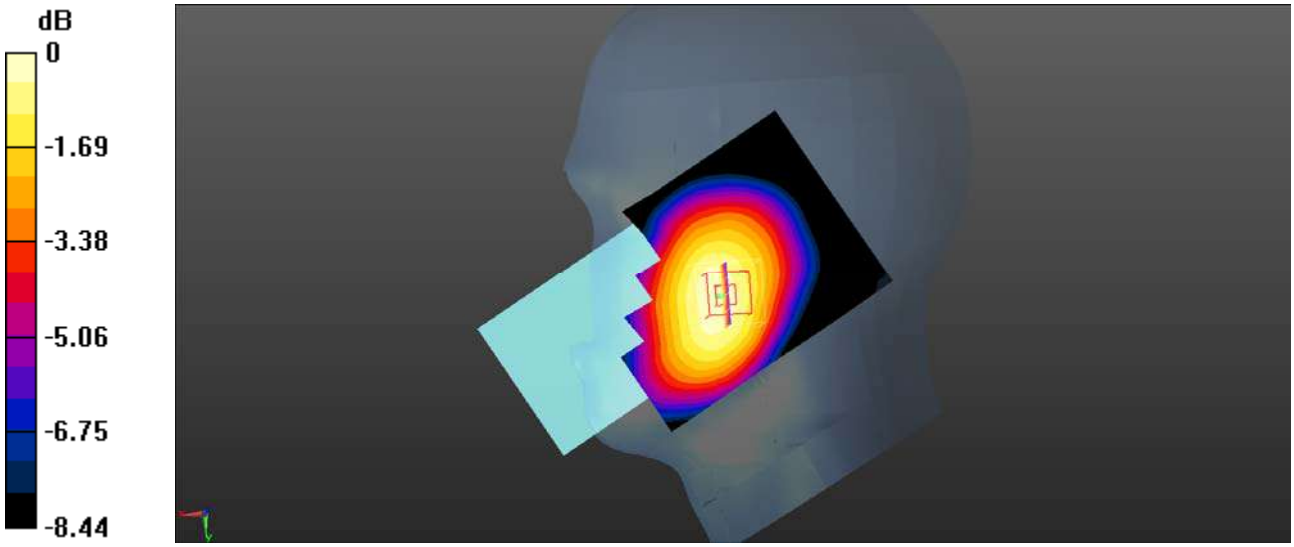

0 dB = 0.198 W/kg = -7.03 dBW/kg

Plot 45#: WCDMA Band 5_ Head Right Tilt_Mid

DUT: Power 7S; Type: Smart Phone; Serial: SZNS220401-11969E-SA-S1

Communication System: UID 0, WCDMA (0); Frequency: 836.6 MHz;Duty Cycle: 1:1
Medium parameters used (interpolated): f = 836.6 MHz; σ = 0.909 S/m; ε_r = 42.408; ρ = 1000 kg/m^3
Phantom section: Right Section

DASY5 Configuration:

- Probe: EX3DV4 - SN3619; ConvF(8.5, 8.5, 8.5); Calibrated: 2021/08/25
- Sensor-Surface: 4mm (Mechanical Surface Detection)
- Electronics: DAE4 Sn1211; Calibrated: 2022/03/01
- Phantom: Twin SAM; Type: QD000P40CD; Serial: TP:1744
- Measurement SW: DASY52, Version 52.10 (4); SEMCAD X Version 14.6.14 (7501)

Head Right Tilt/WCDMA Band 5 Mid/Area Scan (71x91x1): Interpolated grid: dx=1.500 mm, dy=1.500 mm
Maximum value of SAR (interpolated) = 0.0862 W/kg

Head Right Tilt/WCDMA Band 5 Mid/Zoom Scan (5x5x7)/Cube 0: Measurement grid: dx=8mm, dy=8mm, dz=5mm
Reference Value = 6.623 V/m; Power Drift = 0.09 dB
Peak SAR (extrapolated) = 0.102 W/kg
SAR(1 g) = 0.081 W/kg; SAR(10 g) = 0.062 W/kg
Maximum value of SAR (measured) = 0.0843 W/kg

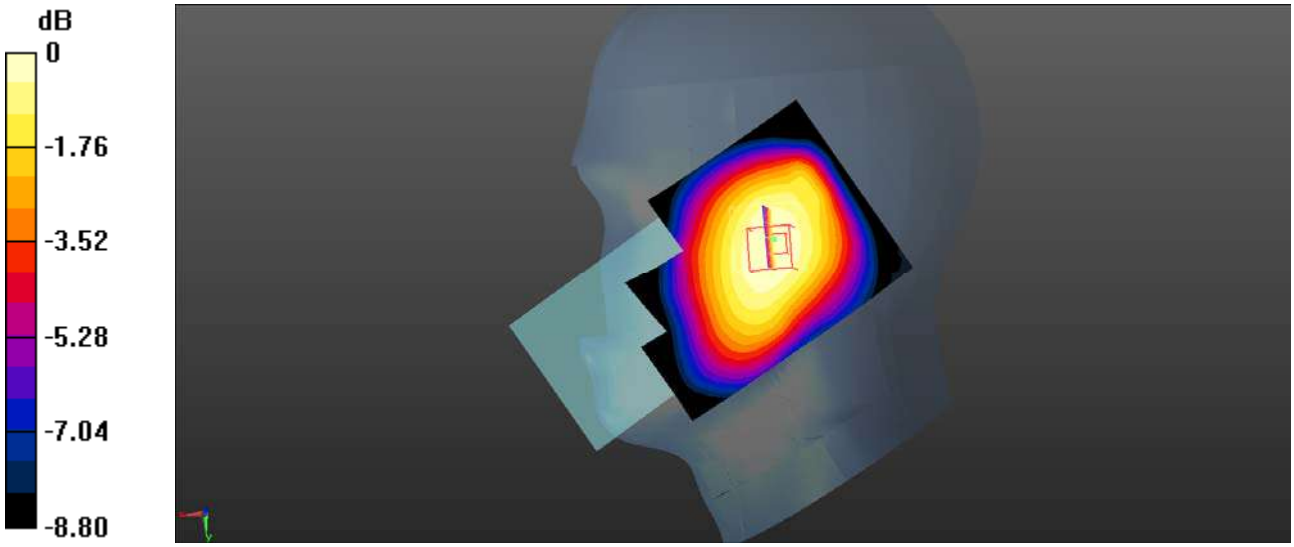

0 dB = 0.0843 W/kg = -10.74 dBW/kg

Plot 46#: WCDMA Band 5_ Body Front_Mid

DUT: Power 7S; Type: Smart Phone; Serial: SZNS220401-11969E-SA-S1

Communication System: UID 0, WCDMA (0); Frequency: 836.6 MHz;Duty Cycle: 1:1
Medium parameters used (interpolated): f = 836.6 MHz; σ = 0.909 S/m; ε_r = 42.408; ρ = 1000 kg/m^3
Phantom section: Flat Section

DASY5 Configuration:

- Probe: EX3DV4 - SN3619; ConvF(8.5, 8.5, 8.5); Calibrated: 2021/08/25
- Sensor-Surface: 4mm (Mechanical Surface Detection)
- Electronics: DAE4 Sn1211; Calibrated: 2022/03/01
- Phantom: Twin SAM; Type: QD000P40CD; Serial: TP:1744
- Measurement SW: DASY52, Version 52.10 (4); SEMCAD X Version 14.6.14 (7501)

Body Front/WCDMA Band 5 Mid/Area Scan (71x91x1): Interpolated grid: dx=1.500 mm, dy=1.500 mm
Maximum value of SAR (interpolated) = 0.201 W/kg

Body Front/WCDMA Band 5 Mid/Zoom Scan (5x5x7)/Cube 0: Measurement grid: dx=8mm, dy=8mm, dz=5mm
Reference Value = 10.61 V/m; Power Drift = 0.12 dB
Peak SAR (extrapolated) = 0.299 W/kg
SAR(1 g) = 0.187 W/kg; SAR(10 g) = 0.116 W/kg
Maximum value of SAR (measured) = 0.203 W/kg

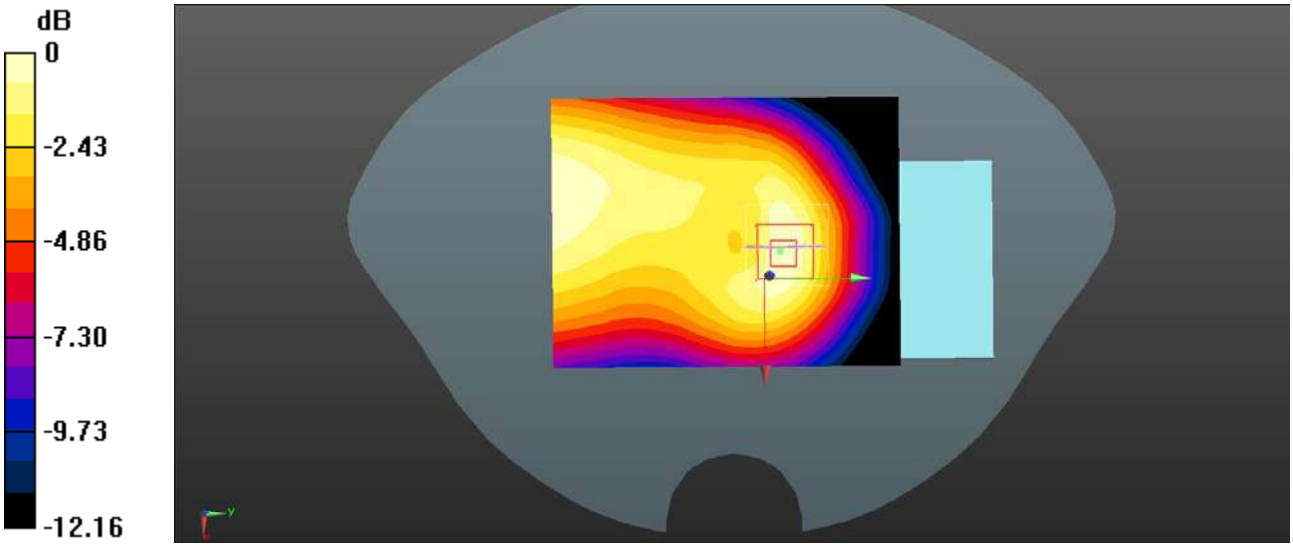

0 dB = 0.203 W/kg = -6.93 dBW/kg

Plot 47#: WCDMA Band 5_ Body Back_Low

DUT: Power 7S; Type: Smart Phone; Serial: SZNS220401-11969E-SA-S1

Communication System: UID 0, WCDMA (0); Frequency: 826.4 MHz;Duty Cycle: 1:1
Medium parameters used (interpolated): f = 826.4 MHz; σ = 0.907 S/m; ε_r = 42.396; ρ = 1000 kg/m^3
Phantom section: Flat Section

DASY5 Configuration:

- Probe: EX3DV4 - SN3619; ConvF(8.5, 8.5, 8.5); Calibrated: 2021/08/25
- Sensor-Surface: 4mm (Mechanical Surface Detection)
- Electronics: DAE4 Sn1211; Calibrated: 2022/03/01
- Phantom: Twin SAM; Type: QD000P40CD; Serial: TP:1744
- Measurement SW: DASY52, Version 52.10 (4); SEMCAD X Version 14.6.14 (7501)

Body Back/WCDMA Band 5 Low/Area Scan (71x91x1): Interpolated grid: dx=1.500 mm, dy=1.500 mm
Maximum value of SAR (interpolated) = 0.216 W/kg

Body Back/WCDMA Band 5 Low/Zoom Scan (5x5x7)/Cube 0: Measurement grid: dx=8mm, dy=8mm, dz=5mm
Reference Value = 13.57 V/m; Power Drift = -0.09 dB
Peak SAR (extrapolated) = 0.262 W/kg
SAR(1 g) = 0.204 W/kg; SAR(10 g) = 0.153 W/kg
Maximum value of SAR (measured) = 0.214 W/kg

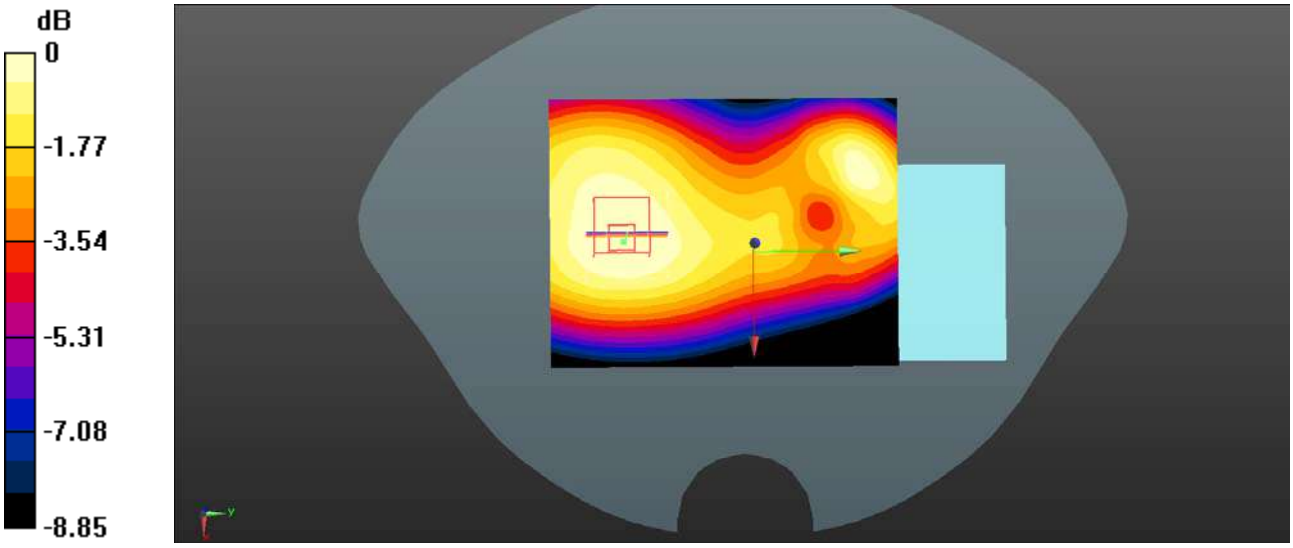

0 dB = 0.214 W/kg = -6.70 dBW/kg

Plot 48#: WCDMA Band 5_ Body Back_Mid

DUT: Power 7S; Type: Smart Phone; Serial: SZNS220401-11969E-SA-S1

Communication System: UID 0, WCDMA (0); Frequency: 836.6 MHz;Duty Cycle: 1:1
Medium parameters used (interpolated): f = 836.6 MHz; σ = 0.909 S/m; ε_r = 42.408; ρ = 1000 kg/m^3
Phantom section: Flat Section

DASY5 Configuration:

- Probe: EX3DV4 - SN3619; ConvF(8.5, 8.5, 8.5); Calibrated: 2021/08/25
- Sensor-Surface: 4mm (Mechanical Surface Detection)
- Electronics: DAE4 Sn1211; Calibrated: 2022/03/01
- Phantom: Twin SAM; Type: QD000P40CD; Serial: TP:1744
- Measurement SW: DASY52, Version 52.10 (4); SEMCAD X Version 14.6.14 (7501)

Body Back/WCDMA Band 5 Mid/Area Scan (71x91x1): Interpolated grid: dx=1.500 mm, dy=1.500 mm
Maximum value of SAR (interpolated) = 0.306 W/kg

Body Back/WCDMA Band 5 Mid/Zoom Scan (5x5x7)/Cube 0: Measurement grid: dx=8mm, dy=8mm, dz=5mm
Reference Value = 12.49 V/m; Power Drift = -0.05 dB
Peak SAR (extrapolated) = 0.475 W/kg
SAR(1 g) = 0.284 W/kg; SAR(10 g) = 0.169 W/kg
Maximum value of SAR (measured) = 0.307 W/kg

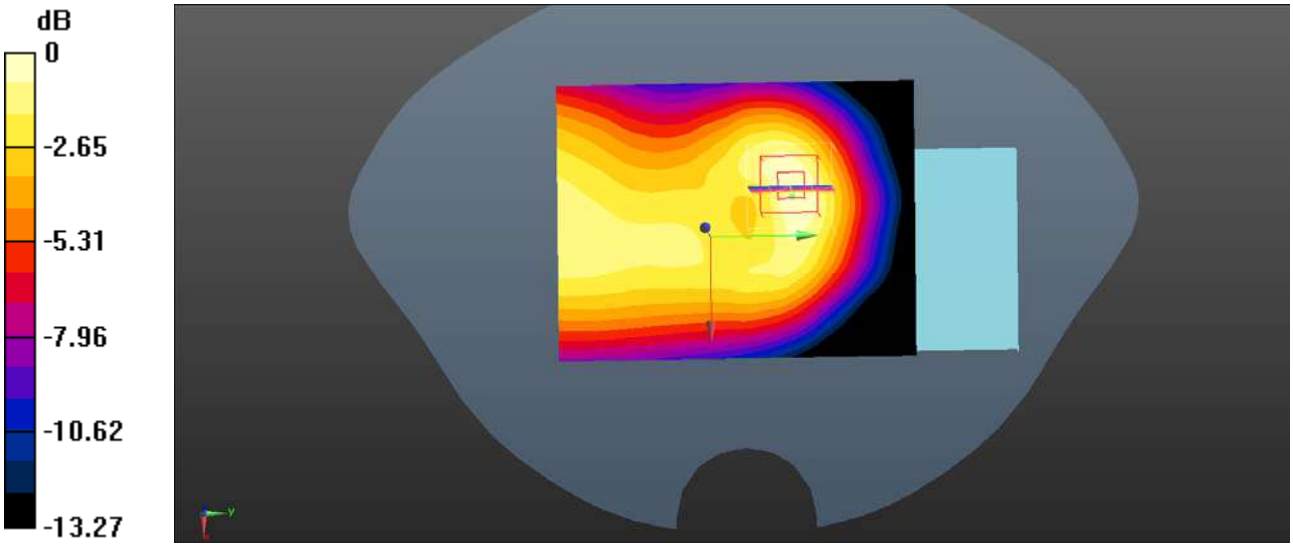

0 dB = 0.307 W/kg = -5.13 dBW/kg

Plot 49#: WCDMA Band 5_ Body Back_High

DUT: Power 7S; Type: Smart Phone; Serial: SZNS220401-11969E-SA-S1

Communication System: UID 0, WCDMA (0); Frequency: 846.6 MHz;Duty Cycle: 1:1
Medium parameters used (interpolated): f = 846.6 MHz; σ = 0.915 S/m; ε_r = 42.362; ρ = 1000 kg/m^3
Phantom section: Flat Section

DASY5 Configuration:

- Probe: EX3DV4 - SN3619; ConvF(8.5, 8.5, 8.5); Calibrated: 2021/08/25
- Sensor-Surface: 4mm (Mechanical Surface Detection)
- Electronics: DAE4 Sn1211; Calibrated: 2022/03/01
- Phantom: Twin SAM; Type: QD000P40CD; Serial: TP:1744
- Measurement SW: DASY52, Version 52.10 (4); SEMCAD X Version 14.6.14 (7501)

Body Back/WCDMA Band 5 High/Area Scan (71x91x1): Interpolated grid: dx=1.500 mm, dy=1.500 mm
Maximum value of SAR (interpolated) = 0.257 W/kg

Body Back/WCDMA Band 5 High/Zoom Scan (5x5x7)/Cube 0: Measurement grid: dx=8mm, dy=8mm, dz=5mm
Reference Value = 12.86 V/m; Power Drift = 0.01 dB
Peak SAR (extrapolated) = 0.420 W/kg
SAR(1 g) = 0.249 W/kg; SAR(10 g) = 0.145 W/kg
Maximum value of SAR (measured) = 0.269 W/kg

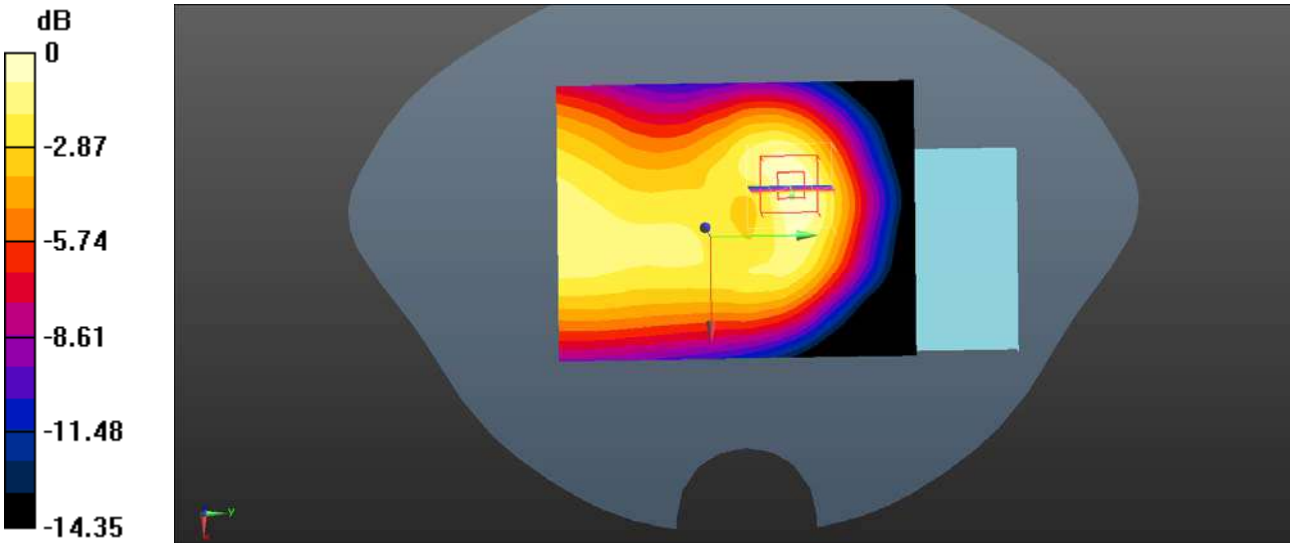

0 dB = 0.269 W/kg = -5.70 dBW/kg

Plot 50#: WCDMA Band 5_ Body Left_Mid

DUT: Power 7S; Type: Smart Phone; Serial: SZNS220401-11969E-SA-S1

Communication System: UID 0, WCDMA (0); Frequency: 836.6 MHz;Duty Cycle: 1:1
Medium parameters used (interpolated): f = 836.6 MHz; σ = 0.909 S/m; ε_r = 42.408; ρ = 1000 kg/m^3
Phantom section: Flat Section

DASY5 Configuration:

- Probe: EX3DV4 - SN3619; ConvF(8.5, 8.5, 8.5); Calibrated: 2021/08/25
- Sensor-Surface: 4mm (Mechanical Surface Detection)
- Electronics: DAE4 Sn1211; Calibrated: 2022/03/01
- Phantom: Twin SAM; Type: QD000P40CD; Serial: TP:1744
- Measurement SW: DASY52, Version 52.10 (4); SEMCAD X Version 14.6.14 (7501)

Body Left/WCDMA Band 5 Mid/Area Scan (71x91x1): Interpolated grid: dx=1.500 mm, dy=1.500 mm
Maximum value of SAR (interpolated) = 0.107 W/kg

Body Left/WCDMA Band 5 Mid/Zoom Scan (5x5x7)/Cube 0: Measurement grid: dx=8mm, dy=8mm, dz=5mm
Reference Value = 8.261 V/m; Power Drift = -0.11 dB
Peak SAR (extrapolated) = 0.138 W/kg
SAR(1 g) = 0.101 W/kg; SAR(10 g) = 0.071 W/kg
Maximum value of SAR (measured) = 0.107 W/kg

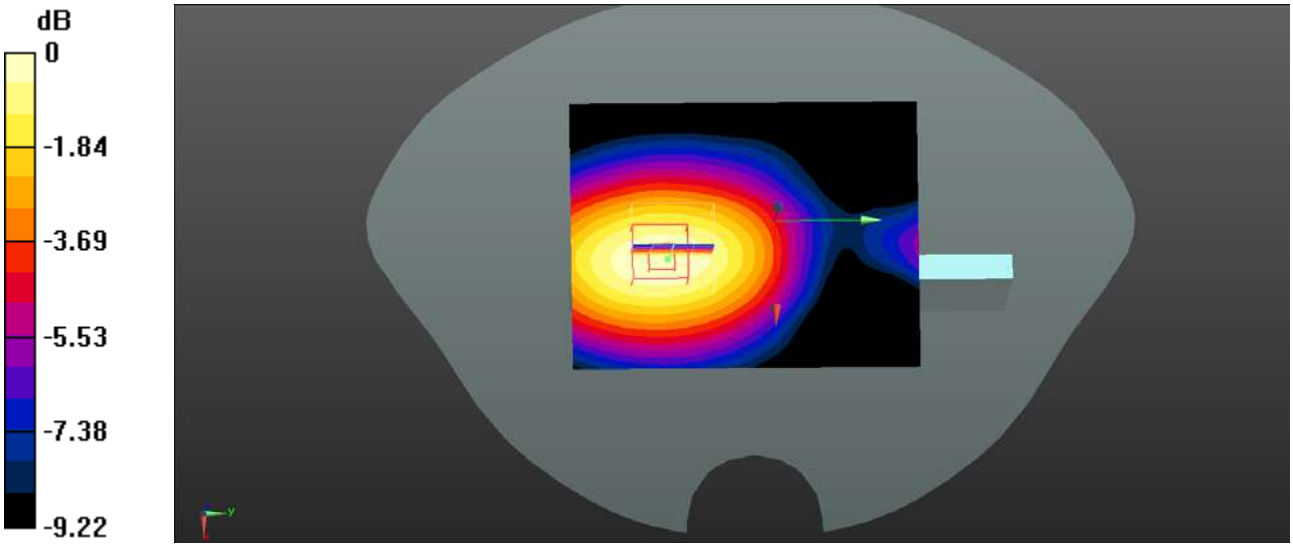

0 dB = 0.107 W/kg = -9.71 dBW/kg

Plot 51#: WCDMA Band 5_ Body Right_Mid

DUT: Power 7S; Type: Smart Phone; Serial: SZNS220401-11969E-SA-S1

Communication System: UID 0, WCDMA (0); Frequency: 836.6 MHz;Duty Cycle: 1:1
Medium parameters used (interpolated): f = 836.6 MHz; σ = 0.909 S/m; ε_r = 42.408; ρ = 1000 kg/m^3
Phantom section: Flat Section

DASY5 Configuration:

- Probe: EX3DV4 - SN3619; ConvF(8.5, 8.5, 8.5); Calibrated: 2021/08/25
- Sensor-Surface: 4mm (Mechanical Surface Detection)
- Electronics: DAE4 Sn1211; Calibrated: 2022/03/01
- Phantom: Twin SAM; Type: QD000P40CD; Serial: TP:1744
- Measurement SW: DASY52, Version 52.10 (4); SEMCAD X Version 14.6.14 (7501)

Body Right/WCDMA Band 5 Mid/Area Scan (71x91x1): Interpolated grid: dx=1.500 mm, dy=1.500 mm
Maximum value of SAR (interpolated) = 0.209 W/kg

Body Right/WCDMA Band 5 Mid/Zoom Scan (5x5x7)/Cube 0: Measurement grid: dx=8mm, dy=8mm, dz=5mm
Reference Value = 13.38 V/m; Power Drift = -0.15 dB
Peak SAR (extrapolated) = 0.269 W/kg
SAR(1 g) = 0.200 W/kg; SAR(10 g) = 0.145 W/kg
Maximum value of SAR (measured) = 0.210 W/kg

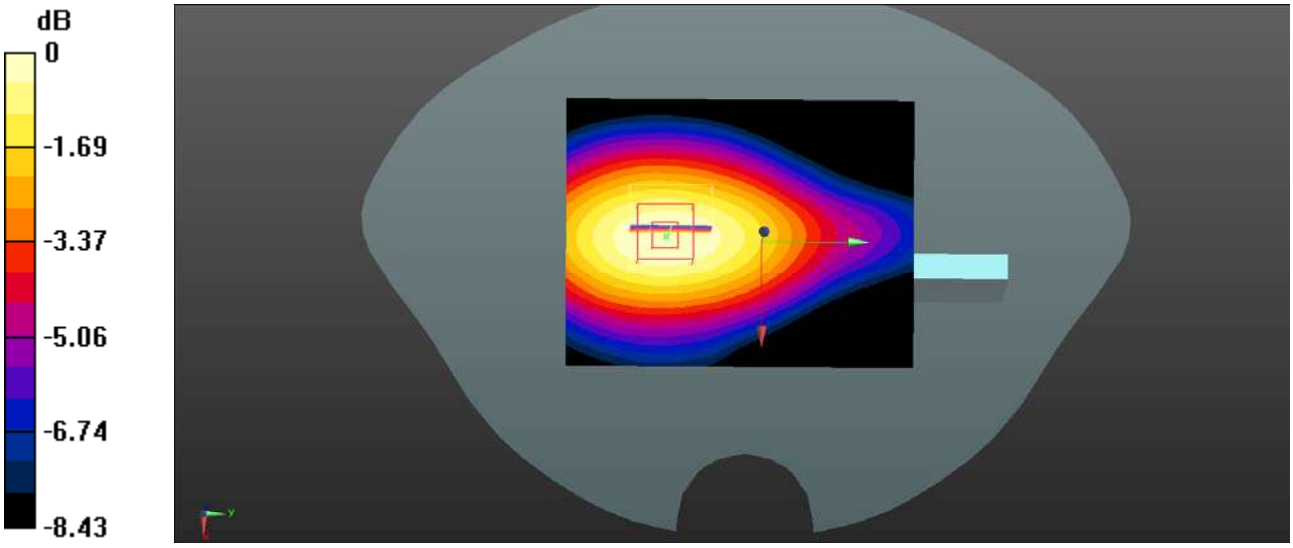

0 dB = 0.210 W/kg = -6.78 dBW/kg

Plot 52#: WCDMA Band 5_ Body Bottom_Mid

DUT: Power 7S; Type: Smart Phone; Serial: SZNS220401-11969E-SA-S1

Communication System: UID 0, WCDMA (0); Frequency: 836.6 MHz;Duty Cycle: 1:1
Medium parameters used (interpolated): f = 836.6 MHz; σ = 0.909 S/m; ε_r = 42.408; ρ = 1000 kg/m^3
Phantom section: Flat Section

DASY5 Configuration:

- Probe: EX3DV4 - SN3619; ConvF(8.5, 8.5, 8.5); Calibrated: 2021/08/25
- Sensor-Surface: 4mm (Mechanical Surface Detection)
- Electronics: DAE4 Sn1211; Calibrated: 2022/03/01
- Phantom: Twin SAM; Type: QD000P40CD; Serial: TP:1744
- Measurement SW: DASY52, Version 52.10 (4); SEMCAD X Version 14.6.14 (7501)

Body Bottom/WCDMA Band 5 Mid/Area Scan (71x91x1): Interpolated grid: dx=1.500 mm, dy=1.500 mm
Maximum value of SAR (interpolated) = 0.272 W/kg

Body Bottom/WCDMA Band 5 Mid/Zoom Scan (5x5x7)/Cube 0: Measurement grid: dx=8mm, dy=8mm, dz=5mm
Reference Value = 16.85 V/m; Power Drift = 0.04 dB
Peak SAR (extrapolated) = 0.428 W/kg
SAR(1 g) = 0.240 W/kg; SAR(10 g) = 0.132 W/kg
Maximum value of SAR (measured) = 0.263 W/kg

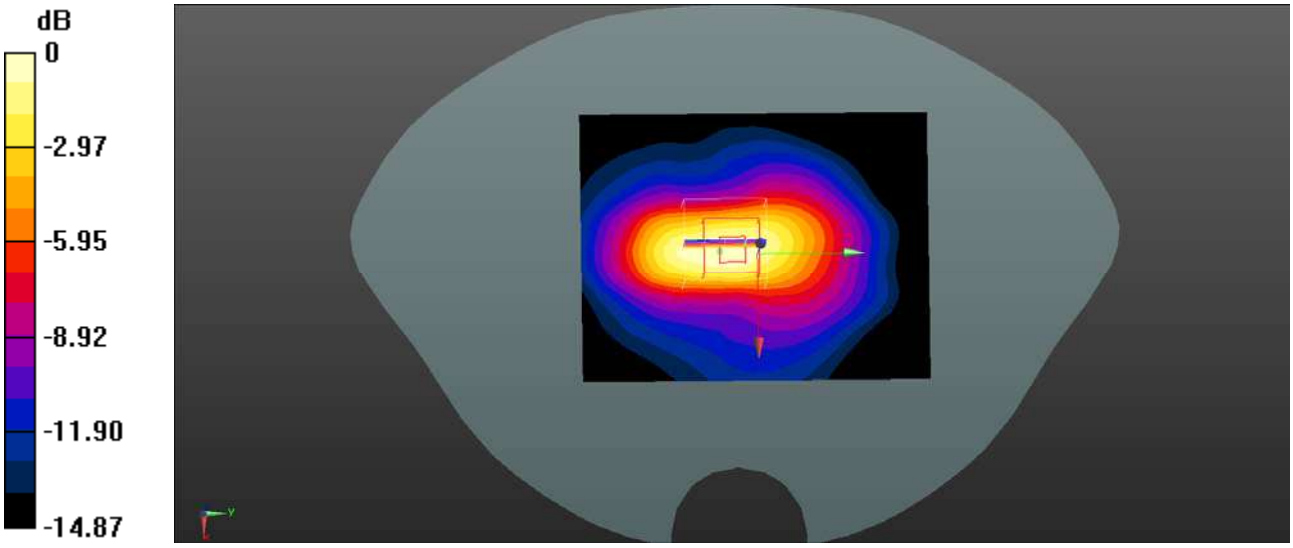

0 dB = 0.263 W/kg = -5.80 dBW/kg

Plot 53#: LTE Band 2 1RB_ Head Left Cheek_Low

DUT: Power 7S; Type: Smart Phone; Serial: SZNS220401-11969E-SA-S1

Communication System: UID 0, Generic FDD-LTE (0); Frequency: 1860 MHz;Duty Cycle: 1:1
Medium parameters used (interpolated): f = 1860 MHz; σ = 1.407 S/m; ε_r = 40.502; ρ = 1000 kg/m^3
Phantom section: Left Section

DASY5 Configuration:

- Probe: EX3DV4 - SN3619; ConvF(7.07, 7.07, 7.07); Calibrated: 2021/08/25
- Sensor-Surface: 4mm (Mechanical Surface Detection)
- Electronics: DAE4 Sn1211; Calibrated: 2022/03/01
- Phantom: Twin SAM; Type: QD000P40CD; Serial: TP:1744
- Measurement SW: DASY52, Version 52.10 (4); SEMCAD X Version 14.6.14 (7501)

Head Left Cheek/LTE Band 2 1RB Low/Area Scan (71x91x1): Interpolated grid: dx=1.500 mm, dy=1.500 mm
Maximum value of SAR (interpolated) = 0.969 W/kg

Head Left Cheek/LTE Band 2 1RB Low/Zoom Scan (5x5x7)/Cube 0: Measurement grid: dx=8mm, dy=8mm, dz=5mm
Reference Value = 23.66 V/m; Power Drift = 0.01 dB
Peak SAR (extrapolated) = 1.27 W/kg
SAR(1 g) = 0.839 W/kg; SAR(10 g) = 0.545 W/kg
Maximum value of SAR (measured) = 0.889 W/kg

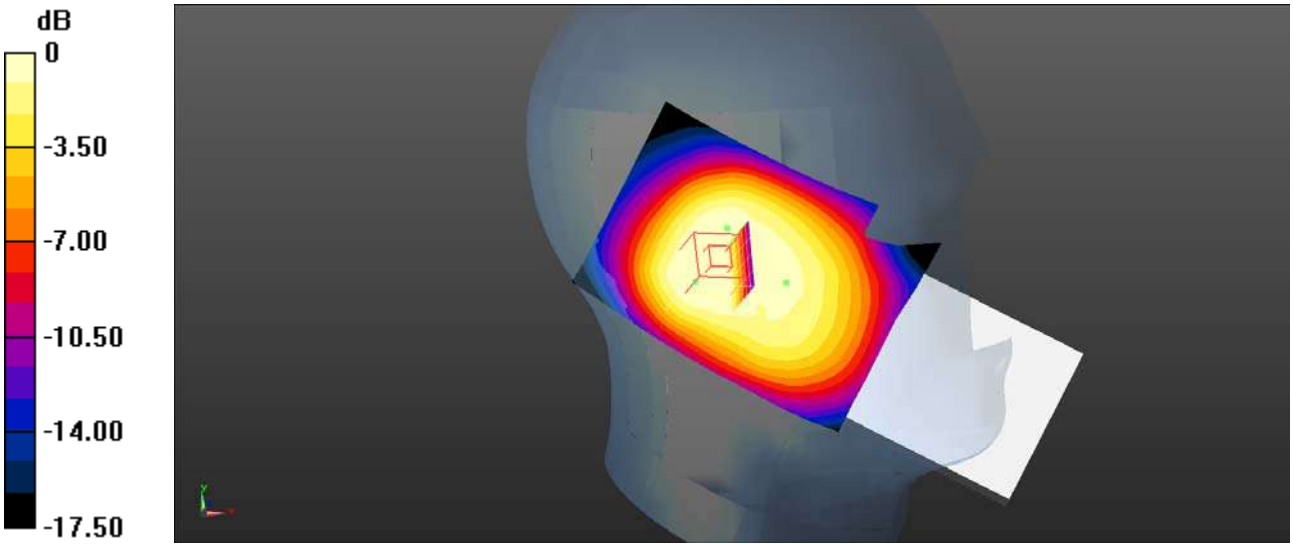

0 dB = 0.889 W/kg = -0.51 dBW/kg

Plot 54#: LTE Band 2 1RB_ Head Left Cheek_Mid

DUT: Power 7S; Type: Smart Phone; Serial: SZNS220401-11969E-SA-S1

Communication System: UID 0, Generic FDD-LTE (0); Frequency: 1880 MHz;Duty Cycle: 1:1
Medium parameters used (interpolated): f = 1880 MHz; σ = 1.419 S/m; ε_r = 40.444; ρ = 1000 kg/m^3
Phantom section: Left Section

DASY5 Configuration:

- Probe: EX3DV4 - SN3619; ConvF(7.07, 7.07, 7.07); Calibrated: 2021/08/25
- Sensor-Surface: 4mm (Mechanical Surface Detection)
- Electronics: DAE4 Sn1211; Calibrated: 2022/03/01
- Phantom: Twin SAM; Type: QD000P40CD; Serial: TP:1744
- Measurement SW: DASY52, Version 52.10 (4); SEMCAD X Version 14.6.14 (7501)

Head Left Cheek/LTE Band 2 1RB Mid/Area Scan (71x91x1): Interpolated grid: dx=1.500 mm, dy=1.500 mm
Maximum value of SAR (interpolated) = 1.04 W/kg

Head Left Cheek/LTE Band 2 1RB Mid/Zoom Scan (5x5x7)/Cube 0: Measurement grid: dx=8mm, dy=8mm, dz=5mm
Reference Value = 24.85 V/m; Power Drift = -0.12 dB
Peak SAR (extrapolated) = 1.30 W/kg
SAR(1 g) = 0.848 W/kg; SAR(10 g) = 0.548 W/kg
Maximum value of SAR (measured) = 0.902 W/kg

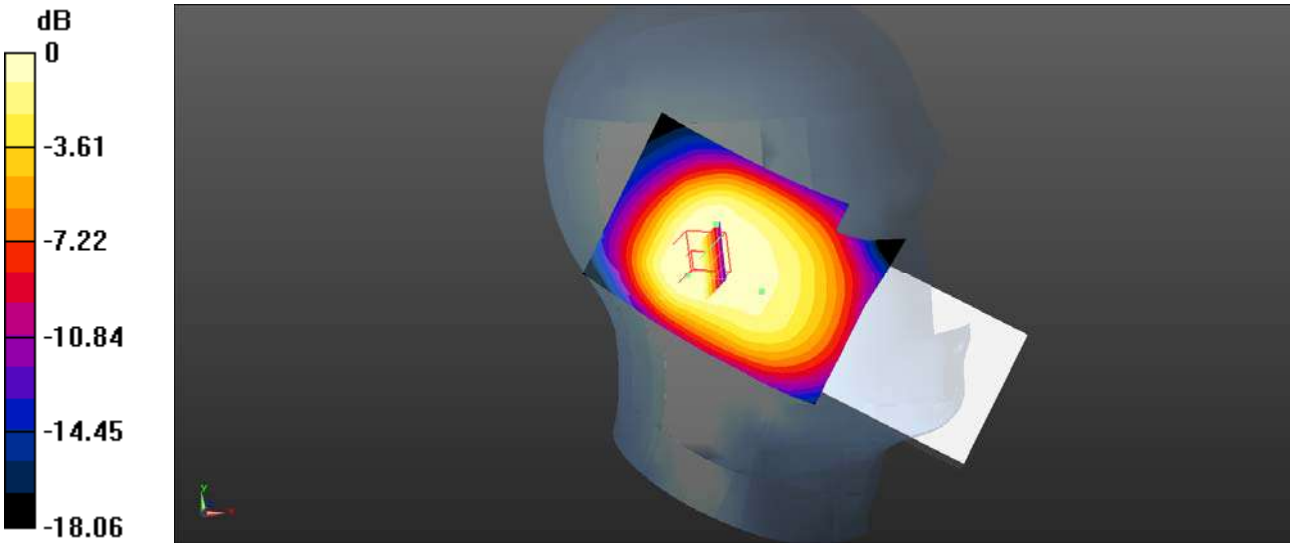

0 dB = 0.902 W/kg = -0.45 dBW/kg

Plot 55#: LTE Band 2 1RB_ Head Left Cheek_High

DUT: Power 7S; Type: Smart Phone; Serial: SZNS220401-11969E-SA-S1

Communication System: UID 0, Generic FDD-LTE (0); Frequency: 1900 MHz;Duty Cycle: 1:1
Medium parameters used: f = 1900 MHz; σ = 1.413 S/m; ε_r = 40.457; ρ = 1000 kg/m^3
Phantom section: Left Section

DASY5 Configuration:

- Probe: EX3DV4 - SN3619; ConvF(7.07, 7.07, 7.07); Calibrated: 2021/08/25
- Sensor-Surface: 4mm (Mechanical Surface Detection)
- Electronics: DAE4 Sn1211; Calibrated: 2022/03/01
- Phantom: Twin SAM; Type: QD000P40CD; Serial: TP:1744
- Measurement SW: DASY52, Version 52.10 (4); SEMCAD X Version 14.6.14 (7501)

Head Left Cheek/LTE Band 2 1RB High/Area Scan (71x91x1): Interpolated grid: dx=1.500 mm, dy=1.500 mm
Maximum value of SAR (interpolated) = 0.905 W/kg

Head Left Cheek/LTE Band 2 1RB High/Zoom Scan (5x5x7)/Cube 0: Measurement grid: dx=8mm, dy=8mm, dz=5mm
Reference Value = 22.46 V/m; Power Drift = 0.12 dB
Peak SAR (extrapolated) = 1.20 W/kg
SAR(1 g) = 0.782 W/kg; SAR(10 g) = 0.506 W/kg
Maximum value of SAR (measured) = 0.827 W/kg

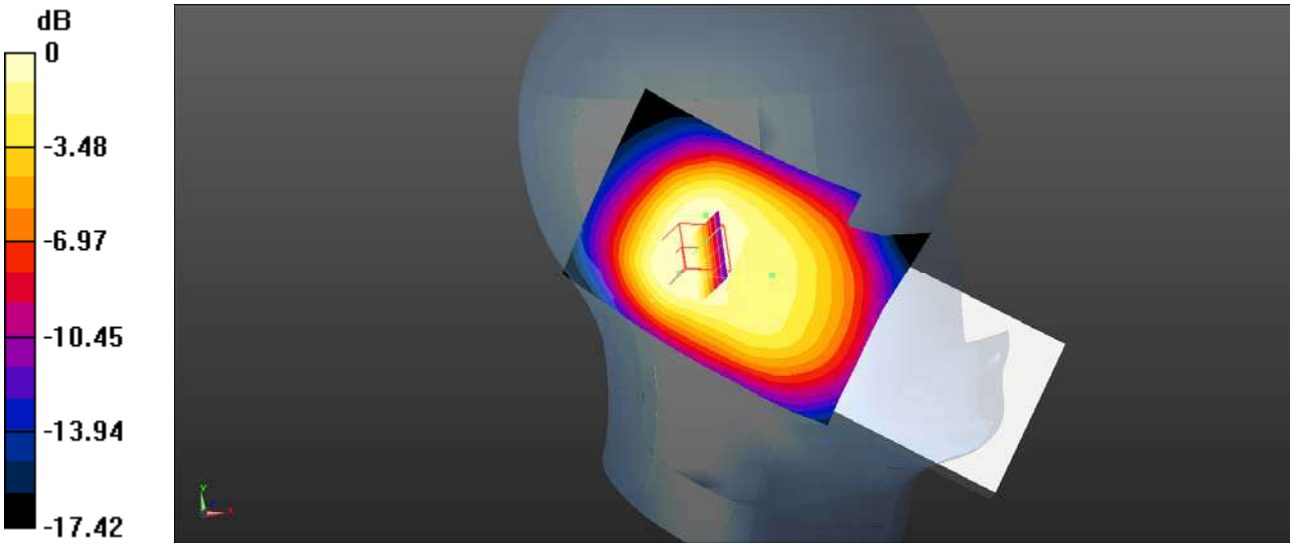

0 dB = 0.827 W/kg = -0.82 dBW/kg

Plot 56#: LTE Band 2 50%RB_ Head Left Cheek_Mid

DUT: Power 7S; Type: Smart Phone; Serial: SZNS220401-11969E-SA-S1

Communication System: UID 0, Generic FDD-LTE (0); Frequency: 1880 MHz;Duty Cycle: 1:1
Medium parameters used (interpolated): f = 1880 MHz; σ = 1.419 S/m; ε_r = 40.444; ρ = 1000 kg/m^3
Phantom section: Left Section

DASY5 Configuration:

- Probe: EX3DV4 - SN3619; ConvF(7.07, 7.07, 7.07); Calibrated: 2021/08/25
- Sensor-Surface: 4mm (Mechanical Surface Detection)
- Electronics: DAE4 Sn1211; Calibrated: 2022/03/01
- Phantom: Twin SAM; Type: QD000P40CD; Serial: TP:1744
- Measurement SW: DASY52, Version 52.10 (4); SEMCAD X Version 14.6.14 (7501)

Head Left Cheek/LTE Band 2 50%RB Mid/Area Scan (71x91x1): Interpolated grid: dx=1.500 mm, dy=1.500 mm
Maximum value of SAR (interpolated) = 0.722 W/kg

Head Left Cheek/LTE Band 2 50%RB Mid/Zoom Scan (5x5x7)/Cube 0: Measurement grid: dx=8mm, dy=8mm, dz=5mm
Reference Value = 20.02 V/m; Power Drift = 0.07 dB
Peak SAR (extrapolated) = 0.967 W/kg
SAR(1 g) = 0.625 W/kg; SAR(10 g) = 0.400 W/kg
Maximum value of SAR (measured) = 0.668 W/kg

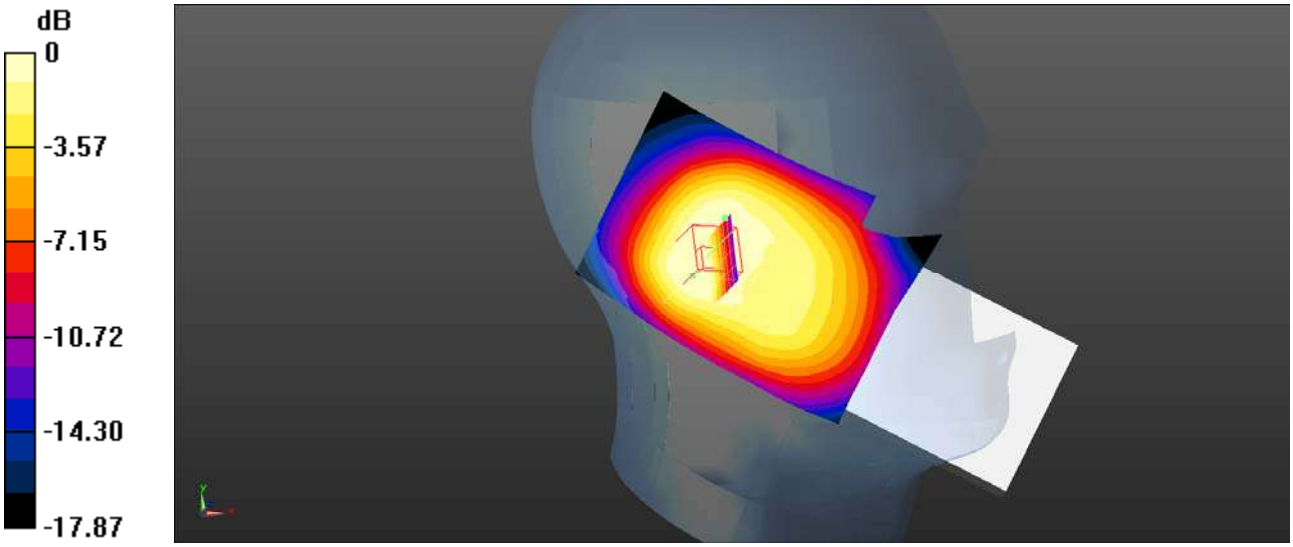

0 dB = 0.668 W/kg = -1.75 dBW/kg

Plot 57#: LTE Band 2 100%RB_ Head Left Cheek_Mid

DUT: Power 7S; Type: Smart Phone; Serial: SZNS220401-11969E-SA-S1

Communication System: UID 0, Generic FDD-LTE (0); Frequency: 1880 MHz;Duty Cycle: 1:1
Medium parameters used (interpolated): f = 1880 MHz; σ = 1.419 S/m; ε_r = 40.444; ρ = 1000 kg/m^3
Phantom section: Left Section

DASY5 Configuration:

- Probe: EX3DV4 - SN3619; ConvF(7.07, 7.07, 7.07); Calibrated: 2021/08/25
- Sensor-Surface: 4mm (Mechanical Surface Detection)
- Electronics: DAE4 Sn1211; Calibrated: 2022/03/01
- Phantom: Twin SAM; Type: QD000P40CD; Serial: TP:1744
- Measurement SW: DASY52, Version 52.10 (4); SEMCAD X Version 14.6.14 (7501)

Head Left Cheek/LTE Band 2 100%RB Mid/Area Scan (71x91x1): Interpolated grid: dx=1.500 mm, dy=1.500 mm
Maximum value of SAR (interpolated) = 0.740 W/kg

Head Left Cheek/LTE Band 2 100%RB Mid/Zoom Scan (5x5x7)/Cube 0: Measurement grid: dx=8mm, dy=8mm, dz=5mm
Reference Value = 19.86 V/m; Power Drift = 0.18 dB
Peak SAR (extrapolated) = 0.971 W/kg
SAR(1 g) = 0.633 W/kg; SAR(10 g) = 0.408 W/kg
Maximum value of SAR (measured) = 0.673 W/kg

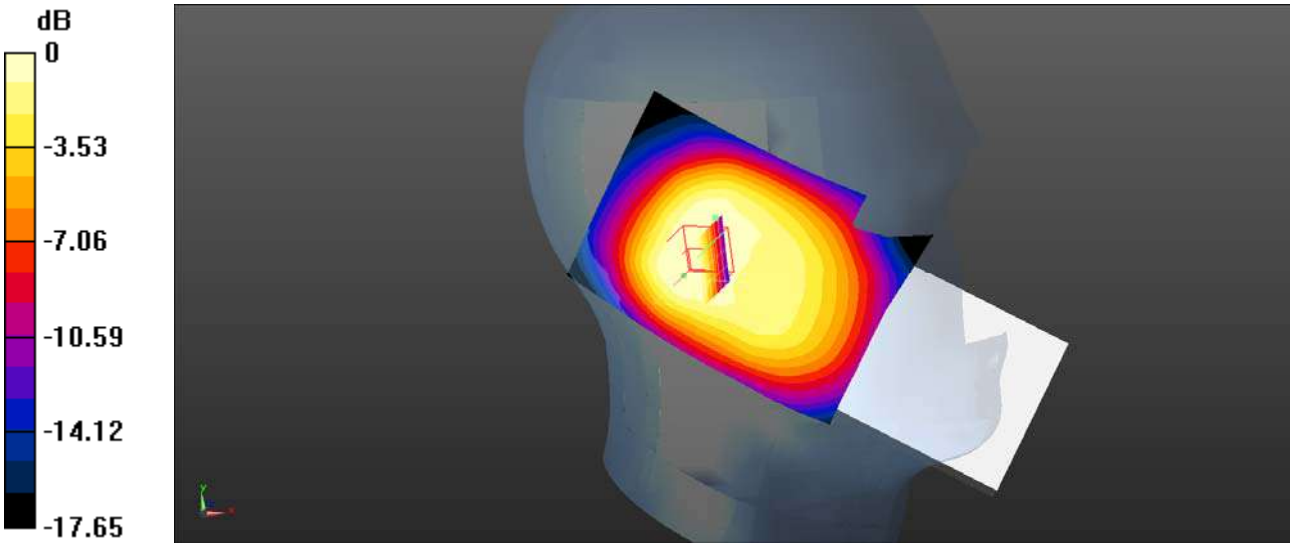

0 dB = 0.673 W/kg = -1.72 dBW/kg

Plot 58#: LTE Band 2 1RB_ Head Left Tilt_Mid

DUT: Power 7S; Type: Smart Phone; Serial: SZNS220401-11969E-SA-S1

Communication System: UID 0, Generic FDD-LTE (0); Frequency: 1880 MHz;Duty Cycle: 1:1
Medium parameters used (interpolated): f = 1880 MHz; σ = 1.419 S/m; ε_r = 40.444; ρ = 1000 kg/m^3
Phantom section: Left Section

DASY5 Configuration:

- Probe: EX3DV4 - SN3619; ConvF(7.07, 7.07, 7.07); Calibrated: 2021/08/25
- Sensor-Surface: 4mm (Mechanical Surface Detection)
- Electronics: DAE4 Sn1211; Calibrated: 2022/03/01
- Phantom: Twin SAM; Type: QD000P40CD; Serial: TP:1744
- Measurement SW: DASY52, Version 52.10 (4); SEMCAD X Version 14.6.14 (7501)

Head Left Tilt/LTE Band 2 1RB Mid/Area Scan (71x91x1): Interpolated grid: dx=1.500 mm, dy=1.500 mm
Maximum value of SAR (interpolated) = 0.823 W/kg

Head Left Tilt/LTE Band 2 1RB Mid/Zoom Scan (5x5x7)/Cube 0: Measurement grid: dx=8mm, dy=8mm, dz=5mm
Reference Value = 23.17 V/m; Power Drift = 0.04 dB
Peak SAR (extrapolated) = 1.18 W/kg
SAR(1 g) = 0.753 W/kg; SAR(10 g) = 0.467 W/kg
Maximum value of SAR (measured) = 0.802 W/kg

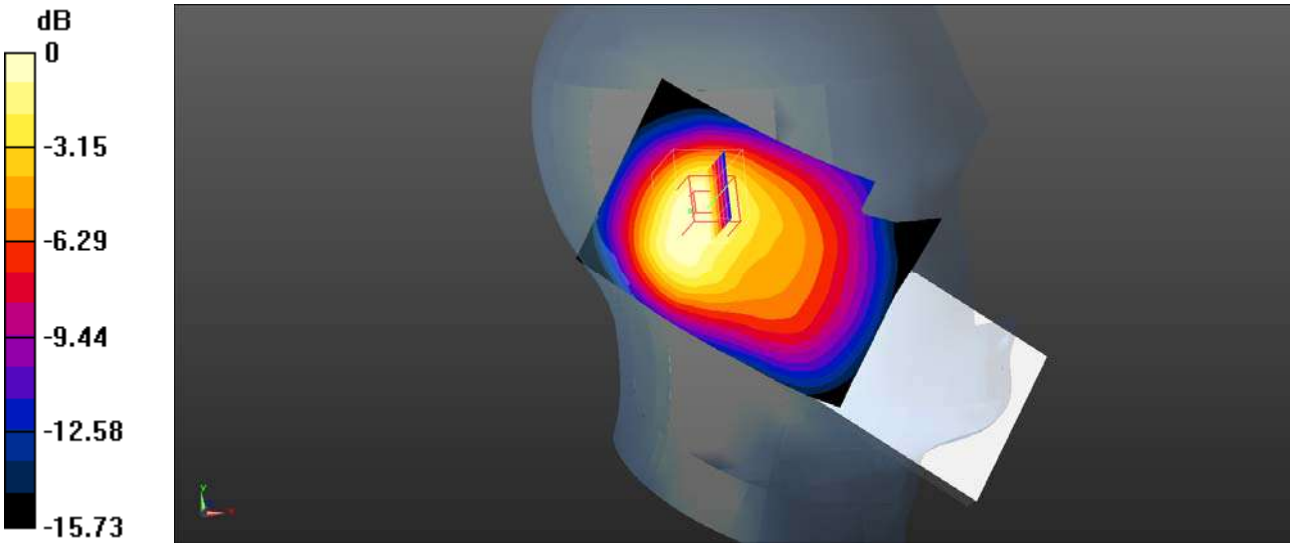

0 dB = 0.802 W/kg = -0.96 dBW/kg

Plot 59#: LTE Band 2 50%RB_ Head Left Tilt_Mid

DUT: Power 7S; Type: Smart Phone; Serial: SZNS220401-11969E-SA-S1

Communication System: UID 0, Generic FDD-LTE (0); Frequency: 1880 MHz;Duty Cycle: 1:1
Medium parameters used (interpolated): f = 1880 MHz; σ = 1.419 S/m; ε_r = 40.444; ρ = 1000 kg/m^3
Phantom section: Left Section

DASY5 Configuration:

- Probe: EX3DV4 - SN3619; ConvF(7.07, 7.07, 7.07); Calibrated: 2021/08/25
- Sensor-Surface: 4mm (Mechanical Surface Detection)
- Electronics: DAE4 Sn1211; Calibrated: 2022/03/01
- Phantom: Twin SAM; Type: QD000P40CD; Serial: TP:1744
- Measurement SW: DASY52, Version 52.10 (4); SEMCAD X Version 14.6.14 (7501)

Head Left Tilt/LTE Band 2 50%RB Mid/Area Scan (71x91x1): Interpolated grid: dx=1.500 mm, dy=1.500 mm
Maximum value of SAR (interpolated) = 0.639 W/kg

Head Left Tilt/LTE Band 2 50%RB Mid/Zoom Scan (5x5x7)/Cube 0: Measurement grid: dx=8mm, dy=8mm, dz=5mm
Reference Value = 20.19 V/m; Power Drift = 0.05 dB
Peak SAR (extrapolated) = 0.902 W/kg
SAR(1 g) = 0.576 W/kg; SAR(10 g) = 0.357 W/kg
Maximum value of SAR (measured) = 0.616 W/kg

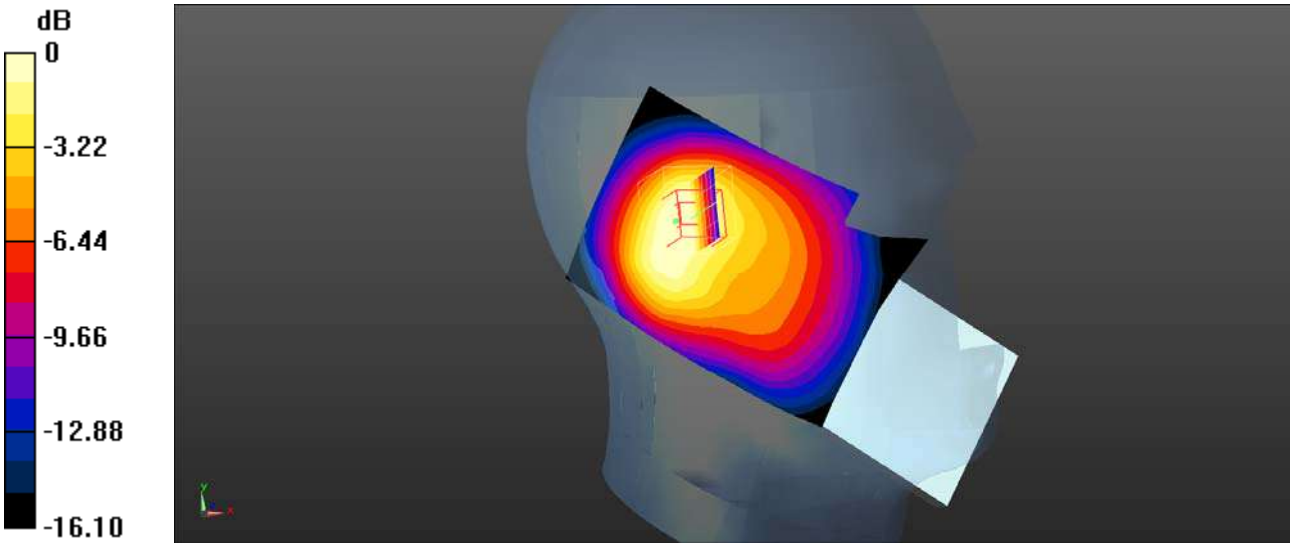

0 dB = 0.616 W/kg = -2.10 dBW/kg

Plot 60#: LTE Band 2 1RB_ Head Right Cheek_Low

DUT: Power 7S; Type: Smart Phone; Serial: SZNS220401-11969E-SA-S1

Communication System: UID 0, Generic FDD-LTE (0); Frequency: 1860 MHz;Duty Cycle: 1:1
Medium parameters used (interpolated): f = 1860 MHz; σ = 1.407 S/m; ε_r = 40.502; ρ = 1000 kg/m^3
Phantom section: Right Section

DASY5 Configuration:

- Probe: EX3DV4 - SN3619; ConvF(7.07, 7.07, 7.07); Calibrated: 2021/08/25
- Sensor-Surface: 4mm (Mechanical Surface Detection)
- Electronics: DAE4 Sn1211; Calibrated: 2022/03/01
- Phantom: Twin SAM; Type: QD000P40CD; Serial: TP:1744
- Measurement SW: DASY52, Version 52.10 (4); SEMCAD X Version 14.6.14 (7501)

Head Right Cheek/LTE Band 2 1RB Low/Area Scan (71x91x1): Interpolated grid: dx=1.500 mm, dy=1.500 mm
Maximum value of SAR (interpolated) = 1.15 W/kg

Head Right Cheek/LTE Band 2 1RB Low/Zoom Scan (5x5x7)/Cube 0: Measurement grid: dx=8mm, dy=8mm, dz=5mm
Reference Value = 19.56 V/m; Power Drift = 0.05 dB
Peak SAR (extrapolated) = 1.73 W/kg
SAR(1 g) = 1.07 W/kg; SAR(10 g) = 0.633 W/kg
Maximum value of SAR (measured) = 1.15 W/kg

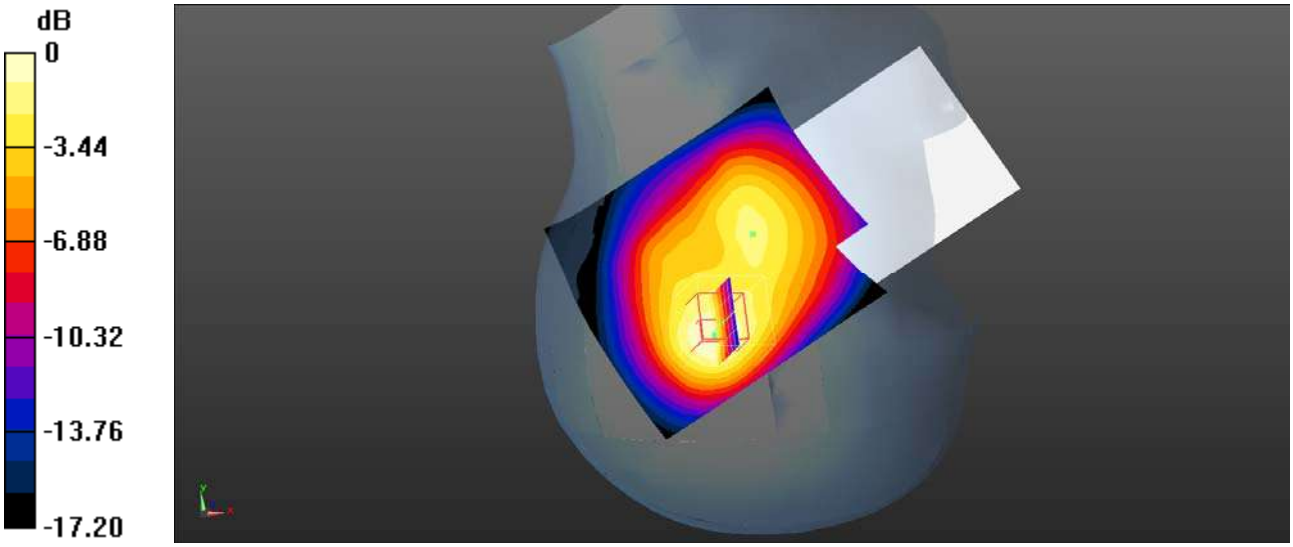

0 dB = 1.15 W/kg = 0.61 dBW/kg

Plot 61#: LTE Band 2 1RB_ Head Right Cheek_Mid

DUT: Power 7S; Type: Smart Phone; Serial: SZNS220401-11969E-SA-S1

Communication System: UID 0, Generic FDD-LTE (0); Frequency: 1880 MHz;Duty Cycle: 1:1
Medium parameters used (interpolated): f = 1880 MHz; σ = 1.419 S/m; ε_r = 40.444; ρ = 1000 kg/m^3
Phantom section: Right Section

DASY5 Configuration:

- Probe: EX3DV4 - SN3619; ConvF(7.07, 7.07, 7.07); Calibrated: 2021/08/25
- Sensor-Surface: 4mm (Mechanical Surface Detection)
- Electronics: DAE4 Sn1211; Calibrated: 2022/03/01
- Phantom: Twin SAM; Type: QD000P40CD; Serial: TP:1744
- Measurement SW: DASY52, Version 52.10 (4); SEMCAD X Version 14.6.14 (7501)

Head Right Cheek/LTE Band 2 1RB Mid/Area Scan (71x91x1): Interpolated grid: dx=1.500 mm, dy=1.500 mm
Maximum value of SAR (interpolated) = 1.12 W/kg

Head Right Cheek/LTE Band 2 1RB Mid/Zoom Scan (5x5x7)/Cube 0: Measurement grid: dx=8mm, dy=8mm, dz=5mm
Reference Value = 18.91 V/m; Power Drift = 0.08 dB
Peak SAR (extrapolated) = 1.64 W/kg
SAR(1 g) = 1.01 W/kg; SAR(10 g) = 0.603 W/kg
Maximum value of SAR (measured) = 1.10 W/kg

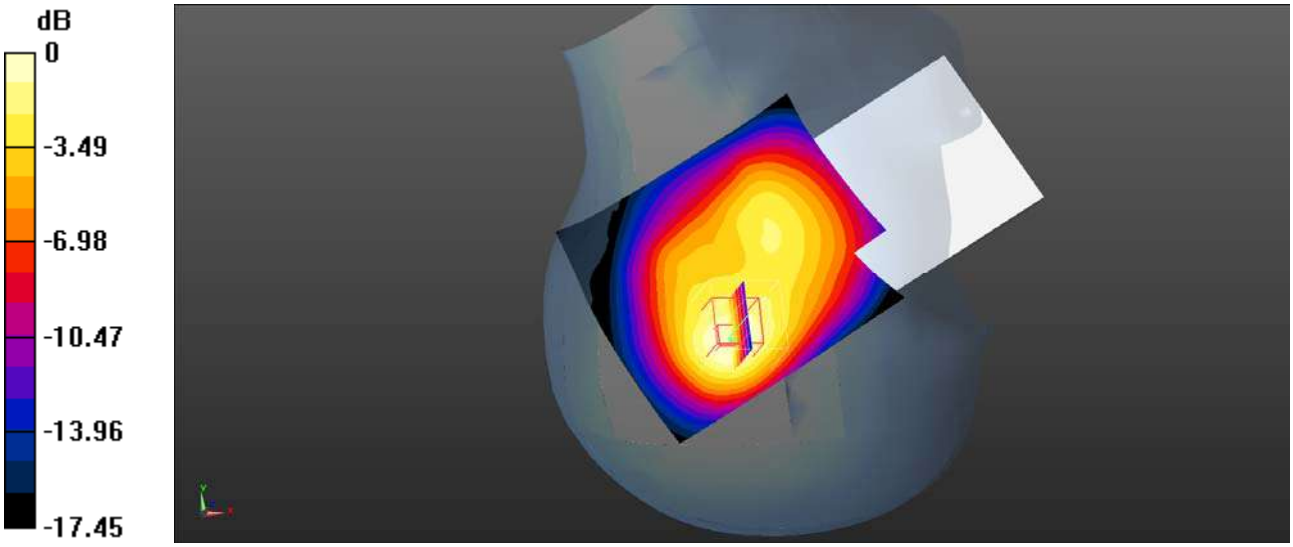

0 dB = 1.10 W/kg = 0.41 dBW/kg

Plot 62#: LTE Band 2 1RB_ Head Right Cheek_High

DUT: Power 7S; Type: Smart Phone; Serial: SZNS220401-11969E-SA-S1

Communication System: UID 0, Generic FDD-LTE (0); Frequency: 1900 MHz;Duty Cycle: 1:1
Medium parameters used: f = 1900 MHz; σ = 1.413 S/m; ε_r = 40.457; ρ = 1000 kg/m^3
Phantom section: Right Section

DASY5 Configuration:

- Probe: EX3DV4 - SN3619; ConvF(7.07, 7.07, 7.07); Calibrated: 2021/08/25
- Sensor-Surface: 4mm (Mechanical Surface Detection)
- Electronics: DAE4 Sn1211; Calibrated: 2022/03/01
- Phantom: Twin SAM; Type: QD000P40CD; Serial: TP:1744
- Measurement SW: DASY52, Version 52.10 (4); SEMCAD X Version 14.6.14 (7501)

Head Right Cheek/LTE Band 2 1RB High/Area Scan (71x91x1): Interpolated grid: dx=1.500 mm, dy=1.500 mm
Maximum value of SAR (interpolated) = 1.08 W/kg

Head Right Cheek/LTE Band 2 1RB High/Zoom Scan (5x5x7)/Cube 0: Measurement grid: dx=8mm, dy=8mm, dz=5mm
Reference Value = 18.75 V/m; Power Drift = -0.02 dB
Peak SAR (extrapolated) = 1.58 W/kg
SAR(1 g) = 0.973 W/kg; SAR(10 g) = 0.578 W/kg
Maximum value of SAR (measured) = 1.06 W/kg

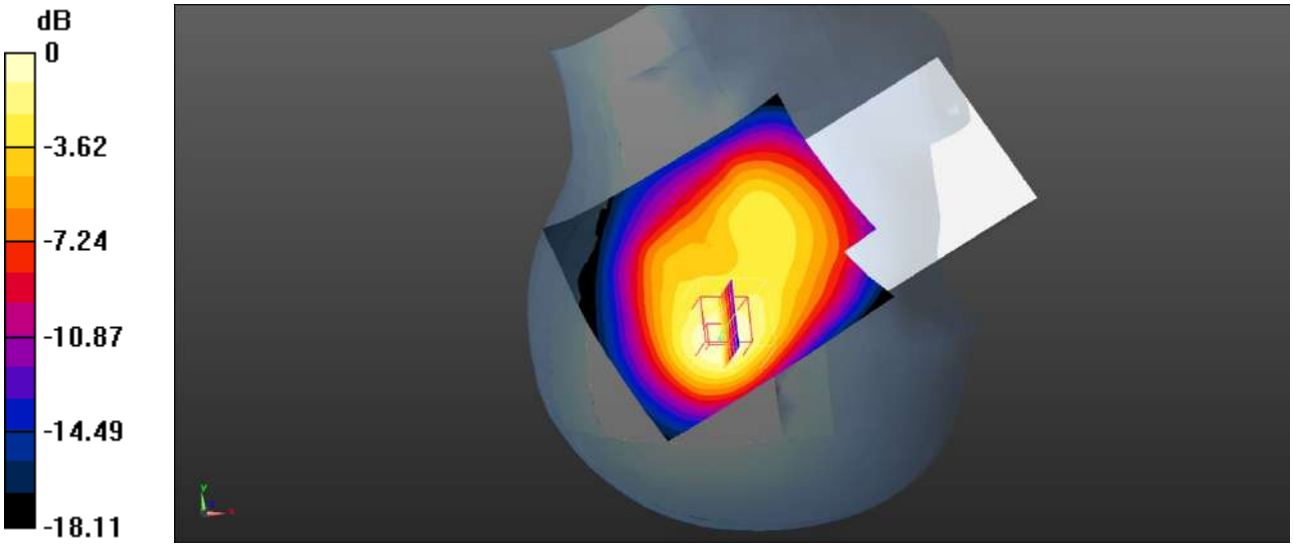

0 dB = 1.06 W/kg = 0.25 dBW/kg

Plot 63#: LTE Band 2 50%RB_ Head Right Cheek_Low

DUT: Power 7S; Type: Smart Phone; Serial: SZNS220401-11969E-SA-S1

Communication System: UID 0, Generic FDD-LTE (0); Frequency: 1860 MHz;Duty Cycle: 1:1
Medium parameters used (interpolated): f = 1860 MHz; σ = 1.407 S/m; ε_r = 40.502; ρ = 1000 kg/m^3
Phantom section: Right Section

DASY5 Configuration:

- Probe: EX3DV4 - SN3619; ConvF(7.07, 7.07, 7.07); Calibrated: 2021/08/25
- Sensor-Surface: 4mm (Mechanical Surface Detection)
- Electronics: DAE4 Sn1211; Calibrated: 2022/03/01
- Phantom: Twin SAM; Type: QD000P40CD; Serial: TP:1744
- Measurement SW: DASY52, Version 52.10 (4); SEMCAD X Version 14.6.14 (7501)

Head Right Cheek/LTE Band 2 50%RB Low/Area Scan (71x91x1): Interpolated grid: dx=1.500 mm, dy=1.500 mm
Maximum value of SAR (interpolated) = 0.909 W/kg

Head Right Cheek/LTE Band 2 50%RB Low/Zoom Scan (5x5x7)/Cube 0: Measurement grid: dx=8mm, dy=8mm, dz=5mm
Reference Value = 17.27 V/m; Power Drift = 0.05 dB
Peak SAR (extrapolated) = 1.34 W/kg
SAR(1 g) = 0.830 W/kg; SAR(10 g) = 0.491 W/kg
Maximum value of SAR (measured) = 0.894 W/kg

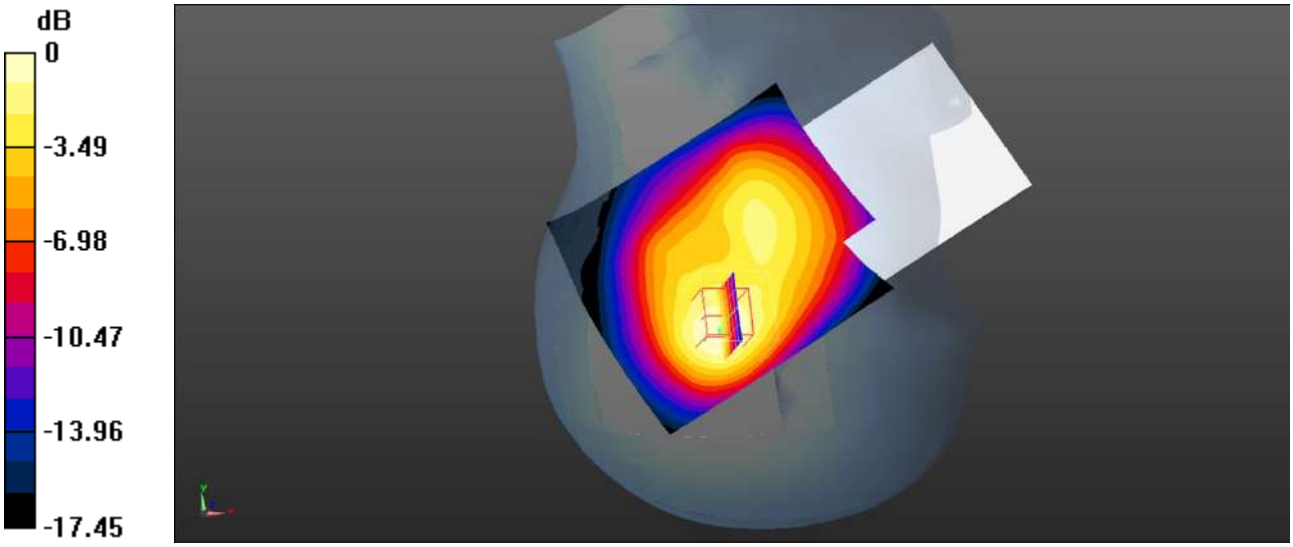

0 dB = 0.894 W/kg = -0.49 dBW/kg

Plot 64#: LTE Band 2 50%RB_ Head Right Cheek_Mid

DUT: Power 7S; Type: Smart Phone; Serial: SZNS220401-11969E-SA-S1

Communication System: UID 0, Generic FDD-LTE (0); Frequency: 1880 MHz;Duty Cycle: 1:1
Medium parameters used (interpolated): f = 1880 MHz; σ = 1.419 S/m; ε_r = 40.444; ρ = 1000 kg/m^3
Phantom section: Right Section

DASY5 Configuration:

- Probe: EX3DV4 - SN3619; ConvF(7.07, 7.07, 7.07); Calibrated: 2021/08/25
- Sensor-Surface: 4mm (Mechanical Surface Detection)
- Electronics: DAE4 Sn1211; Calibrated: 2022/03/01
- Phantom: Twin SAM; Type: QD000P40CD; Serial: TP:1744
- Measurement SW: DASY52, Version 52.10 (4); SEMCAD X Version 14.6.14 (7501)

Head Right Cheek/LTE Band 2 50%RB Mid/Area Scan (71x91x1): Interpolated grid: dx=1.500 mm, dy=1.500 mm
Maximum value of SAR (interpolated) = 0.871 W/kg

Head Right Cheek/LTE Band 2 50%RB Mid/Zoom Scan (5x5x7)/Cube 0: Measurement grid: dx=8mm, dy=8mm, dz=5mm
Reference Value = 16.64 V/m; Power Drift = 0.14 dB
Peak SAR (extrapolated) = 1.29 W/kg
SAR(1 g) = 0.792 W/kg; SAR(10 g) = 0.470 W/kg
Maximum value of SAR (measured) = 0.861 W/kg

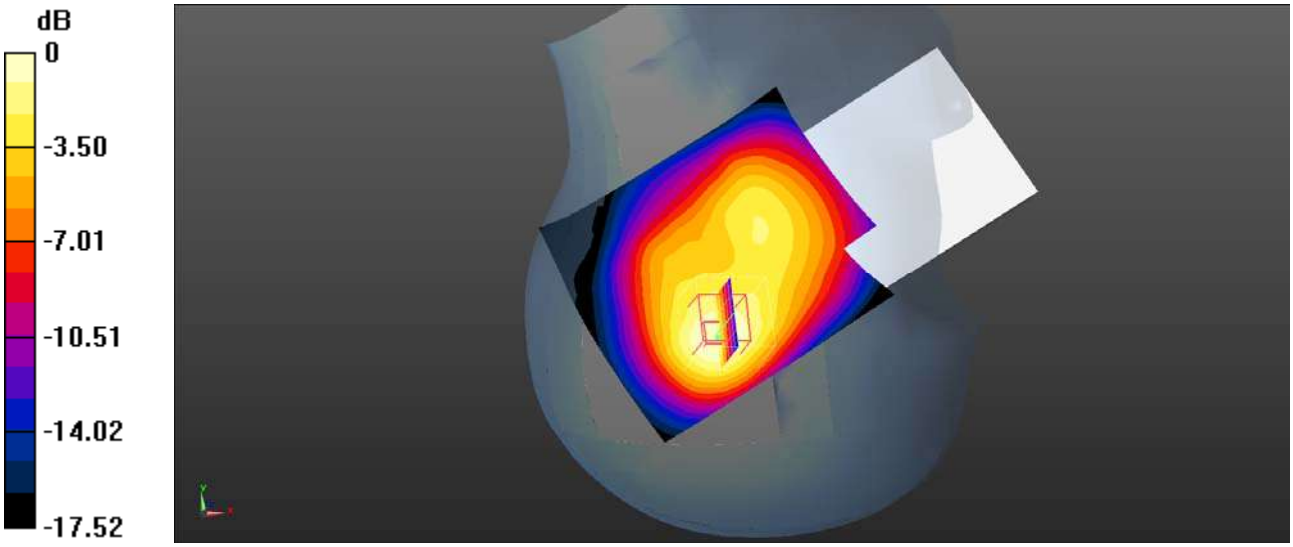

0 dB = 0.861 W/kg = -0.65 dBW/kg

Plot 65#: LTE Band 2 50%RB_ Head Right Cheek_High

DUT: Power 7S; Type: Smart Phone; Serial: SZNS220401-11969E-SA-S1

Communication System: UID 0, Generic FDD-LTE (0); Frequency: 1900 MHz;Duty Cycle: 1:1
Medium parameters used: f = 1900 MHz; σ = 1.413 S/m; ε_r = 40.457; ρ = 1000 kg/m^3
Phantom section: Right Section

DASY5 Configuration:

- Probe: EX3DV4 - SN3619; ConvF(7.07, 7.07, 7.07); Calibrated: 2021/08/25
- Sensor-Surface: 4mm (Mechanical Surface Detection)
- Electronics: DAE4 Sn1211; Calibrated: 2022/03/01
- Phantom: Twin SAM; Type: QD000P40CD; Serial: TP:1744
- Measurement SW: DASY52, Version 52.10 (4); SEMCAD X Version 14.6.14 (7501)

Head Right Cheek/LTE Band 2 50%RB High/Area Scan (71x91x1): Interpolated grid: dx=1.500 mm, dy=1.500 mm
Maximum value of SAR (interpolated) = 0.823 W/kg

Head Right Cheek/LTE Band 2 50%RB High/Zoom Scan (5x5x7)/Cube 0: Measurement grid: dx=8mm, dy=8mm, dz=5mm
Reference Value = 16.34 V/m; Power Drift = 0.05 dB
Peak SAR (extrapolated) = 1.21 W/kg
SAR(1 g) = 0.745 W/kg; SAR(10 g) = 0.443 W/kg
Maximum value of SAR (measured) = 0.812 W/kg

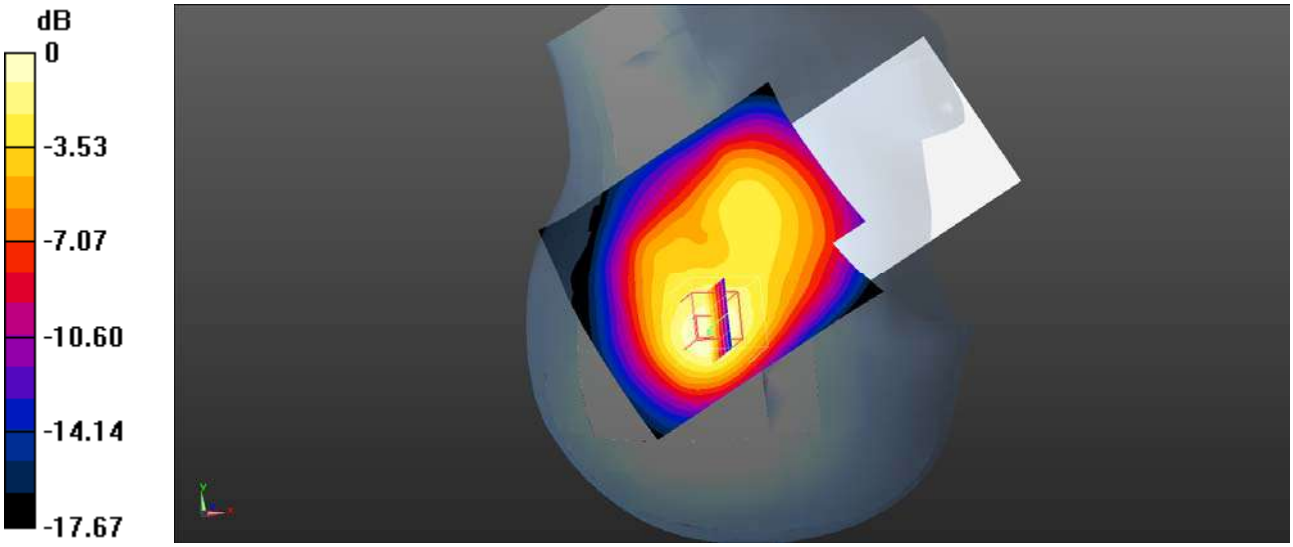

0 dB = 0.812 W/kg = -0.90 dBW/kg

Plot 66#: LTE Band 2 100%RB_ Head Right Cheek_Mid

DUT: Power 7S; Type: Smart Phone; Serial: SZNS220401-11969E-SA-S1

Communication System: UID 0, Generic FDD-LTE (0); Frequency: 1880 MHz;Duty Cycle: 1:1
Medium parameters used (interpolated): f = 1880 MHz; σ = 1.419 S/m; ε_r = 40.444; ρ = 1000 kg/m^3
Phantom section: Right Section

DASY5 Configuration:

- Probe: EX3DV4 - SN3619; ConvF(7.07, 7.07, 7.07); Calibrated: 2021/08/25
- Sensor-Surface: 4mm (Mechanical Surface Detection)
- Electronics: DAE4 Sn1211; Calibrated: 2022/03/01
- Phantom: Twin SAM; Type: QD000P40CD; Serial: TP:1744
- Measurement SW: DASY52, Version 52.10 (4); SEMCAD X Version 14.6.14 (7501)

Head Right Cheek/LTE Band 2 100%RB Mid/Area Scan (71x91x1): Interpolated grid: dx=1.500 mm, dy=1.500 mm
Maximum value of SAR (interpolated) = 0.861 W/kg

Head Right Cheek/LTE Band 2 100%RB Mid/Zoom Scan (5x5x7)/Cube 0: Measurement grid: dx=8mm, dy=8mm, dz=5mm
Reference Value = 16.69 V/m; Power Drift = 0.03 dB
Peak SAR (extrapolated) = 1.26 W/kg
SAR(1 g) = 0.776 W/kg; SAR(10 g) = 0.461 W/kg
Maximum value of SAR (measured) = 0.843 W/kg

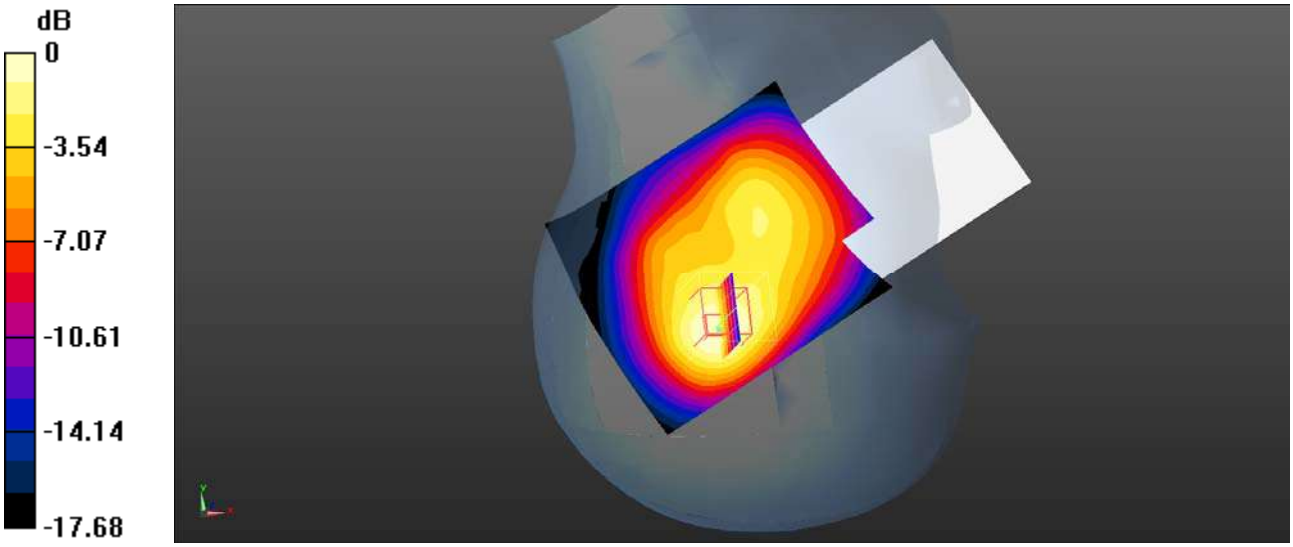

0 dB = 0.843 W/kg = -0.74 dBW/kg

Plot 67#: LTE Band 2 1RB_ Head Right Tilt_Low

DUT: Power 7S; Type: Smart Phone; Serial: SZNS220401-11969E-SA-S1

Communication System: UID 0, Generic FDD-LTE (0); Frequency: 1860 MHz;Duty Cycle: 1:1
Medium parameters used (interpolated): f = 1860 MHz; σ = 1.407 S/m; ε_r = 40.502; ρ = 1000 kg/m^3
Phantom section: Right Section

DASY5 Configuration:

- Probe: EX3DV4 - SN3619; ConvF(7.07, 7.07, 7.07); Calibrated: 2021/08/25
- Sensor-Surface: 4mm (Mechanical Surface Detection)
- Electronics: DAE4 Sn1211; Calibrated: 2022/03/01
- Phantom: Twin SAM; Type: QD000P40CD; Serial: TP:1744
- Measurement SW: DASY52, Version 52.10 (4); SEMCAD X Version 14.6.14 (7501)

Head Right Tilt/LTE Band 2 1RB Low/Area Scan (71x91x1): Interpolated grid: dx=1.500 mm, dy=1.500 mm
Maximum value of SAR (interpolated) = 0.937 W/kg

Head Right Tilt/LTE Band 2 1RB Low/Zoom Scan (5x5x7)/Cube 0: Measurement grid: dx=8mm, dy=8mm, dz=5mm
Reference Value = 21.66 V/m; Power Drift = 0.03 dB
Peak SAR (extrapolated) = 1.39 W/kg
SAR(1 g) = 0.845 W/kg; SAR(10 g) = 0.502 W/kg
Maximum value of SAR (measured) = 0.900 W/kg

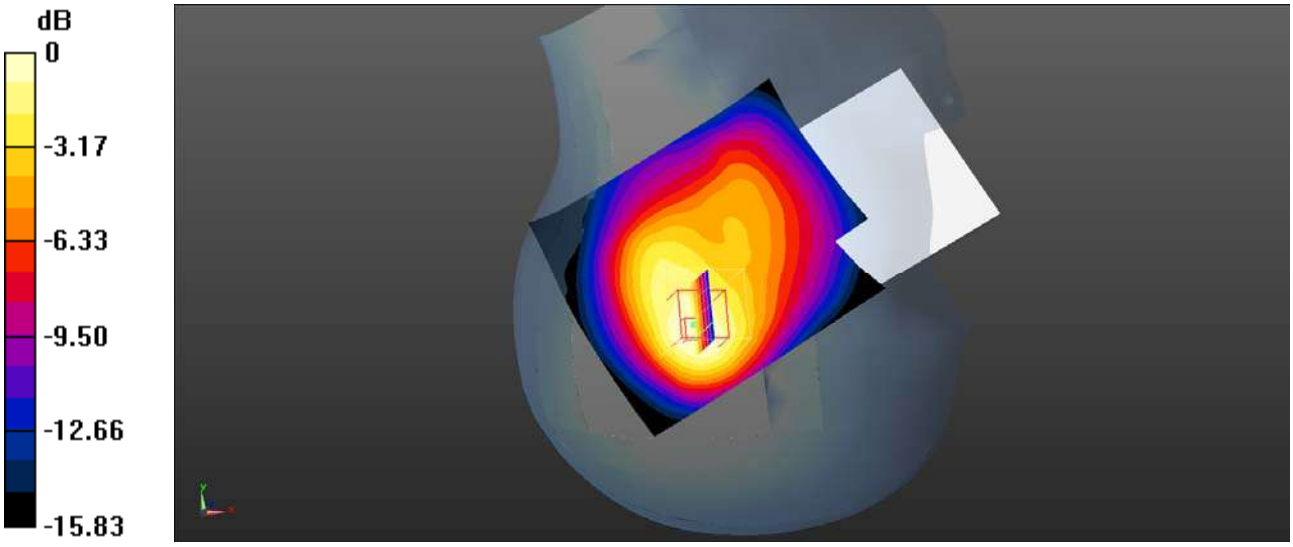

0 dB = 0.900 W/kg = -0.46 dBW/kg

Plot 68#: LTE Band 2 1RB_ Head Right Tilt_Mid

DUT: Power 7S; Type: Smart Phone; Serial: SZNS220401-11969E-SA-S1

Communication System: UID 0, Generic FDD-LTE (0); Frequency: 1880 MHz;Duty Cycle: 1:1
Medium parameters used (interpolated): f = 1880 MHz; σ = 1.419 S/m; ε_r = 40.444; ρ = 1000 kg/m^3
Phantom section: Right Section

DASY5 Configuration:

- Probe: EX3DV4 - SN3619; ConvF(7.07, 7.07, 7.07); Calibrated: 2021/08/25
- Sensor-Surface: 4mm (Mechanical Surface Detection)
- Electronics: DAE4 Sn1211; Calibrated: 2022/03/01
- Phantom: Twin SAM; Type: QD000P40CD; Serial: TP:1744
- Measurement SW: DASY52, Version 52.10 (4); SEMCAD X Version 14.6.14 (7501)

Head Right Tilt/LTE Band 2 1RB Mid/Area Scan (71x91x1): Interpolated grid: dx=1.500 mm, dy=1.500 mm
Maximum value of SAR (interpolated) = 0.934 W/kg

Head Right Tilt/LTE Band 2 1RB Mid/Zoom Scan (5x5x7)/Cube 0: Measurement grid: dx=8mm, dy=8mm, dz=5mm
Reference Value = 21.72 V/m; Power Drift = 0.03 dB
Peak SAR (extrapolated) = 1.39 W/kg
SAR(1 g) = 0.832 W/kg; SAR(10 g) = 0.495 W/kg
Maximum value of SAR (measured) = 0.876 W/kg

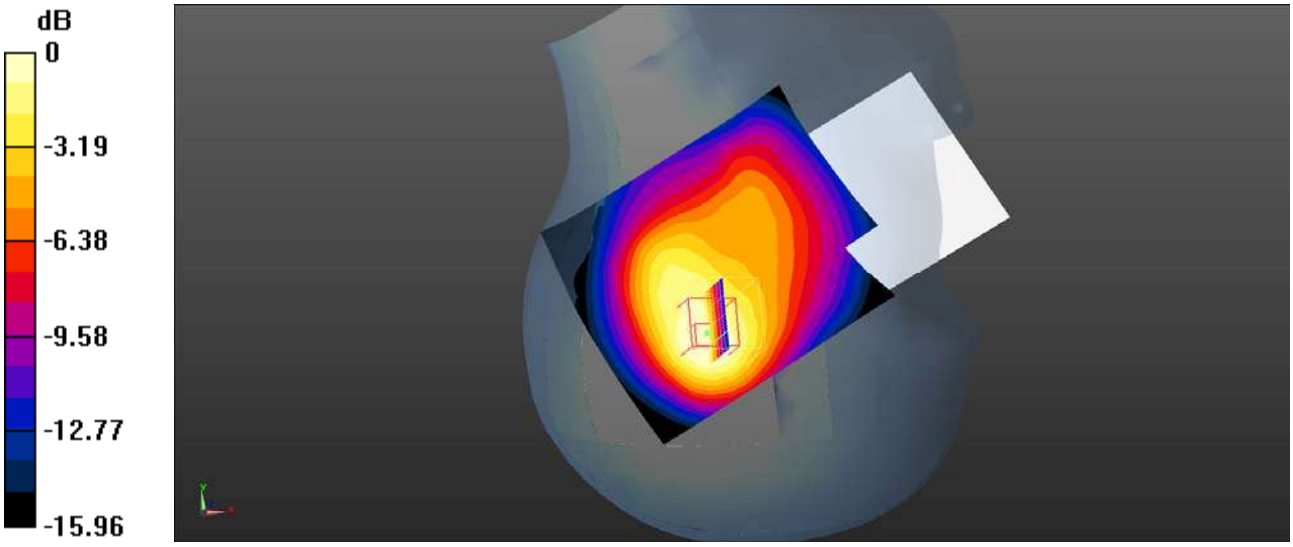

0 dB = 0.876 W/kg = -0.57 dBW/kg

Plot 69#: LTE Band 2 1RB_ Head Right Tilt_High

DUT: Power 7S; Type: Smart Phone; Serial: SZNS220401-11969E-SA-S1

Communication System: UID 0, Generic FDD-LTE (0); Frequency: 1900 MHz;Duty Cycle: 1:1
Medium parameters used: f = 1900 MHz; σ = 1.413 S/m; ε_r = 40.457; ρ = 1000 kg/m^3
Phantom section: Right Section

DASY5 Configuration:

- Probe: EX3DV4 - SN3619; ConvF(7.07, 7.07, 7.07); Calibrated: 2021/08/25
- Sensor-Surface: 4mm (Mechanical Surface Detection)
- Electronics: DAE4 Sn1211; Calibrated: 2022/03/01
- Phantom: Twin SAM; Type: QD000P40CD; Serial: TP:1744
- Measurement SW: DASY52, Version 52.10 (4); SEMCAD X Version 14.6.14 (7501)

Head Right Tilt/LTE Band 2 1RB High/Area Scan (71x91x1): Interpolated grid: dx=1.500 mm, dy=1.500 mm
Maximum value of SAR (interpolated) = 0.874 W/kg

Head Right Tilt/LTE Band 2 1RB High/Zoom Scan (5x5x7)/Cube 0: Measurement grid: dx=8mm, dy=8mm, dz=5mm
Reference Value = 21.43 V/m; Power Drift = 0.02 dB
Peak SAR (extrapolated) = 1.34 W/kg
SAR(1 g) = 0.810 W/kg; SAR(10 g) = 0.485 W/kg
Maximum value of SAR (measured) = 0.868 W/kg

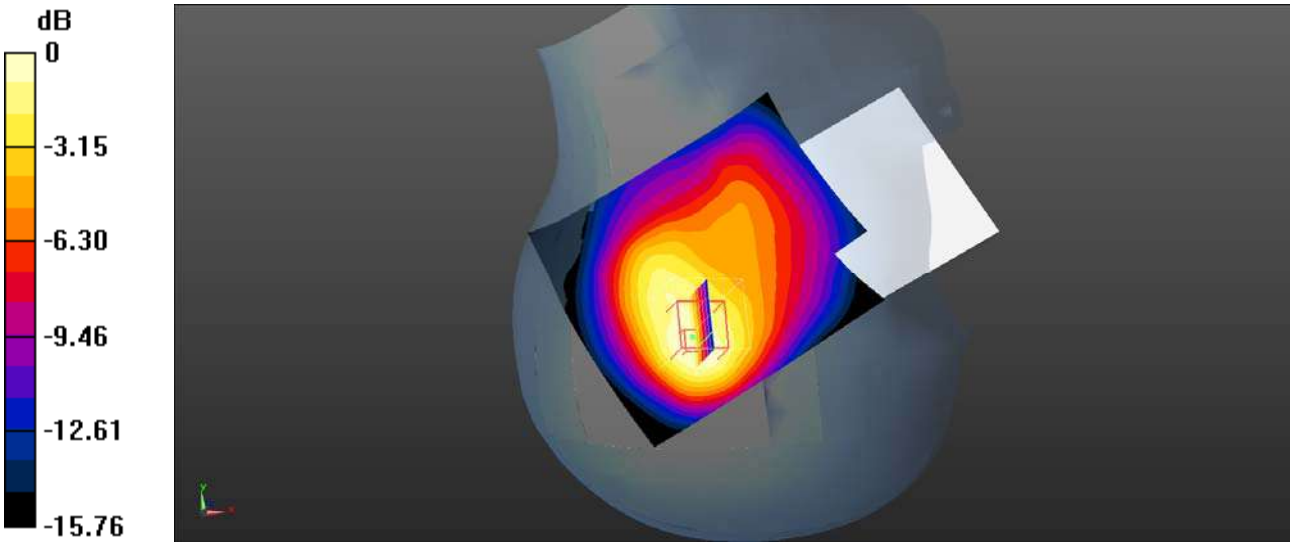

0 dB = 0.868 W/kg = -0.61 dBW/kg

Plot 70#: LTE Band 2 50%RB_ Head Right Tilt_Mid

DUT: Power 7S; Type: Smart Phone; Serial: SZNS220401-11969E-SA-S1

Communication System: UID 0, Generic FDD-LTE (0); Frequency: 1880 MHz;Duty Cycle: 1:1
Medium parameters used (interpolated): f = 1880 MHz; σ = 1.419 S/m; ε_r = 40.444; ρ = 1000 kg/m^3
Phantom section: Right Section

DASY5 Configuration:

- Probe: EX3DV4 - SN3619; ConvF(7.07, 7.07, 7.07); Calibrated: 2021/08/25
- Sensor-Surface: 4mm (Mechanical Surface Detection)
- Electronics: DAE4 Sn1211; Calibrated: 2022/03/01
- Phantom: Twin SAM; Type: QD000P40CD; Serial: TP:1744
- Measurement SW: DASY52, Version 52.10 (4); SEMCAD X Version 14.6.14 (7501)

Head Right Tilt/LTE Band 2 50%RB Mid/Area Scan (71x91x1): Interpolated grid: dx=1.500 mm, dy=1.500 mm
Maximum value of SAR (interpolated) = 0.704 W/kg

Head Right Tilt/LTE Band 2 50%RB Mid/Zoom Scan (5x5x7)/Cube 0: Measurement grid: dx=8mm, dy=8mm, dz=5mm
Reference Value = 19.06 V/m; Power Drift = -0.06 dB
Peak SAR (extrapolated) = 1.05 W/kg
SAR(1 g) = 0.635 W/kg; SAR(10 g) = 0.378 W/kg
Maximum value of SAR (measured) = 0.683 W/kg

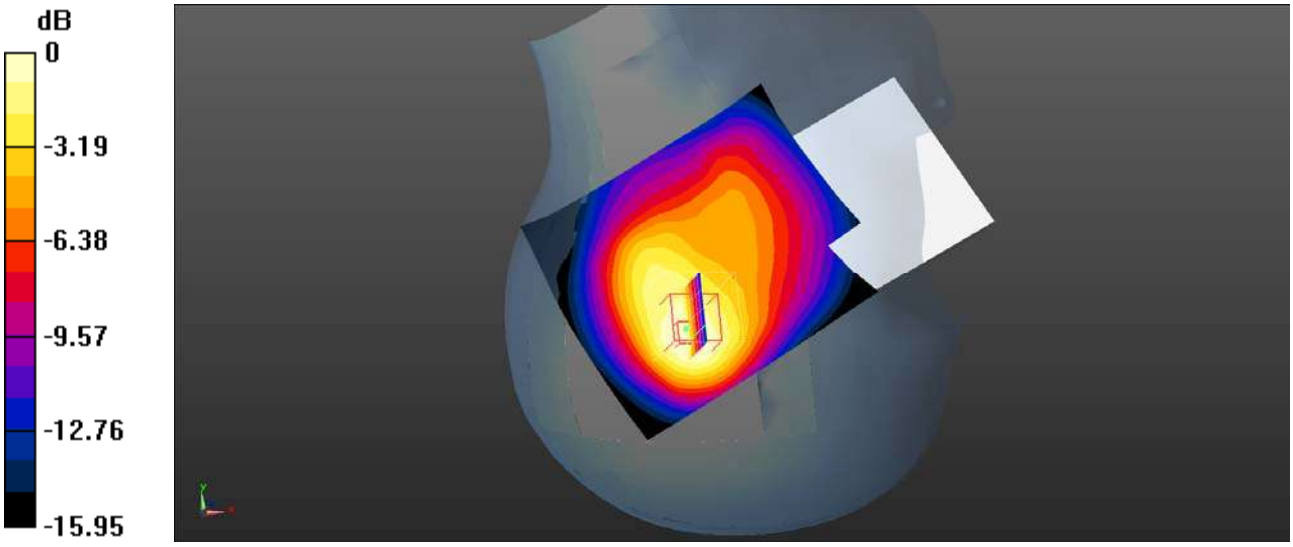

0 dB = 0.683 W/kg = -1.66 dBW/kg

Plot 71#: LTE Band 2 100%RB_ Head Right Tilt_Mid

DUT: Power 7S; Type: Smart Phone; Serial: SZNS220401-11969E-SA-S1

Communication System: UID 0, Generic FDD-LTE (0); Frequency: 1880 MHz;Duty Cycle: 1:1
Medium parameters used (interpolated): f = 1880 MHz; σ = 1.419 S/m; ε_r = 40.444; ρ = 1000 kg/m^3
Phantom section: Right Section

DASY5 Configuration:

- Probe: EX3DV4 - SN3619; ConvF(7.07, 7.07, 7.07); Calibrated: 2021/08/25
- Sensor-Surface: 4mm (Mechanical Surface Detection)
- Electronics: DAE4 Sn1211; Calibrated: 2022/03/01
- Phantom: Twin SAM; Type: QD000P40CD; Serial: TP:1744
- Measurement SW: DASY52, Version 52.10 (4); SEMCAD X Version 14.6.14 (7501)

Head Right Tilt/LTE Band 2 100%RB Mid/Area Scan (71x91x1): Interpolated grid: dx=1.500 mm, dy=1.500 mm
Maximum value of SAR (interpolated) = 0.689 W/kg

Head Right Tilt/LTE Band 2 100%RB Mid/Zoom Scan (5x5x7)/Cube 0: Measurement grid: dx=8mm, dy=8mm, dz=5mm
Reference Value = 18.75 V/m; Power Drift = 0.01 dB
Peak SAR (extrapolated) = 1.04 W/kg
SAR(1 g) = 0.624 W/kg; SAR(10 g) = 0.372 W/kg
Maximum value of SAR (measured) = 0.669 W/kg

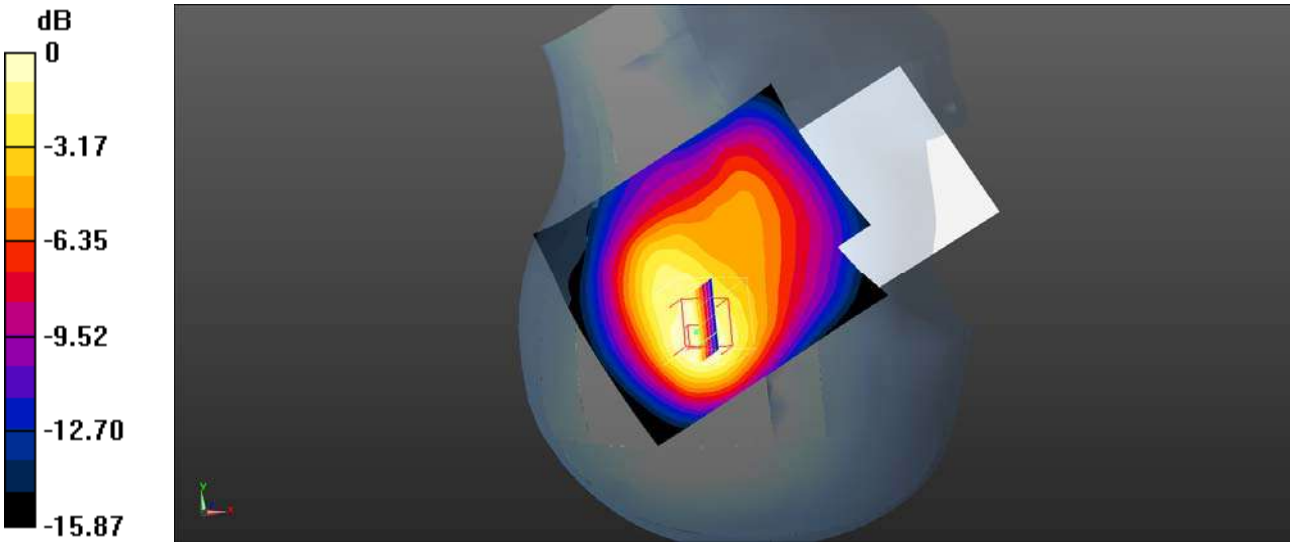

0 dB = 0.669 W/kg = -1.75 dBW/kg

Plot 72#: LTE Band 2 1RB_ Body Front_Mid

DUT: Power 7S; Type: Smart Phone; Serial: SZNS220401-11969E-SA-S1

Communication System: UID 0, Generic FDD-LTE (0); Frequency: 1880 MHz;Duty Cycle: 1:1
Medium parameters used (interpolated): f = 1880 MHz; σ = 1.419 S/m; ε_r = 40.444; ρ = 1000 kg/m^3
Phantom section: Flat Section

DASY5 Configuration:

- Probe: EX3DV4 - SN3619; ConvF(7.07, 7.07, 7.07); Calibrated: 2021/08/25
- Sensor-Surface: 4mm (Mechanical Surface Detection)
- Electronics: DAE4 Sn1211; Calibrated: 2022/03/01
- Phantom: Twin SAM; Type: QD000P40CD; Serial: TP:1744
- Measurement SW: DASY52, Version 52.10 (4); SEMCAD X Version 14.6.14 (7501)

Body Front/LTE Band 2 1RB Mid/Area Scan (71x91x1): Interpolated grid: dx=1.500 mm, dy=1.500 mm
Maximum value of SAR (interpolated) = 0.355 W/kg

Body Front/LTE Band 2 1RB Mid/Zoom Scan (5x5x7)/Cube 0: Measurement grid: dx=8mm, dy=8mm, dz=5mm
Reference Value = 12.85 V/m; Power Drift = 0.02 dB
Peak SAR (extrapolated) = 0.560 W/kg
SAR(1 g) = 0.328 W/kg; SAR(10 g) = 0.189 W/kg
Maximum value of SAR (measured) = 0.347 W/kg

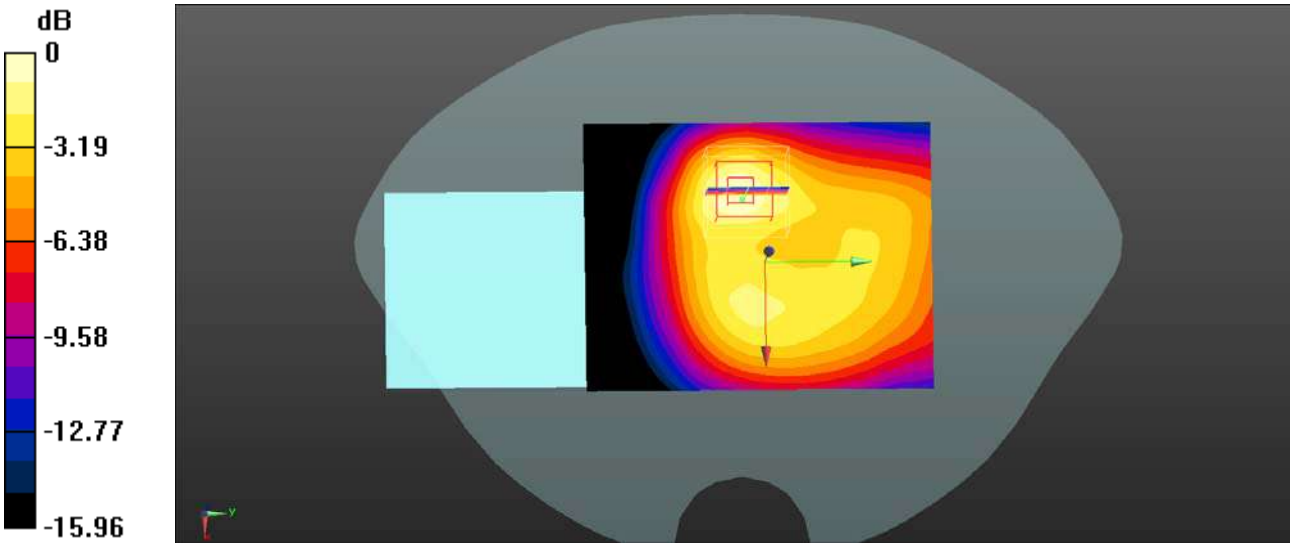

0 dB = 0.347 W/kg = -4.60 dBW/kg

Plot 73#: LTE Band 2 50%RB_ Body Front_Mid

DUT: Power 7S; Type: Smart Phone; Serial: SZNS220401-11969E-SA-S1

Communication System: UID 0, Generic FDD-LTE (0); Frequency: 1880 MHz;Duty Cycle: 1:1
Medium parameters used (interpolated): f = 1880 MHz; σ = 1.419 S/m; ε_r = 40.444; ρ = 1000 kg/m^3
Phantom section: Flat Section

DASY5 Configuration:

- Probe: EX3DV4 - SN3619; ConvF(7.07, 7.07, 7.07); Calibrated: 2021/08/25
- Sensor-Surface: 4mm (Mechanical Surface Detection)
- Electronics: DAE4 Sn1211; Calibrated: 2022/03/01
- Phantom: Twin SAM; Type: QD000P40CD; Serial: TP:1744
- Measurement SW: DASY52, Version 52.10 (4); SEMCAD X Version 14.6.14 (7501)

Body Front/LTE Band 2 50%RB Mid/Area Scan (71x91x1): Interpolated grid: dx=1.500 mm, dy=1.500 mm
Maximum value of SAR (interpolated) = 0.281 W/kg

Body Front/LTE Band 2 50%RB Mid/Zoom Scan (5x5x7)/Cube 0: Measurement grid: dx=8mm, dy=8mm, dz=5mm
Reference Value = 11.31 V/m; Power Drift = 0.11 dB
Peak SAR (extrapolated) = 0.453 W/kg
SAR(1 g) = 0.264 W/kg; SAR(10 g) = 0.151 W/kg
Maximum value of SAR (measured) = 0.280 W/kg

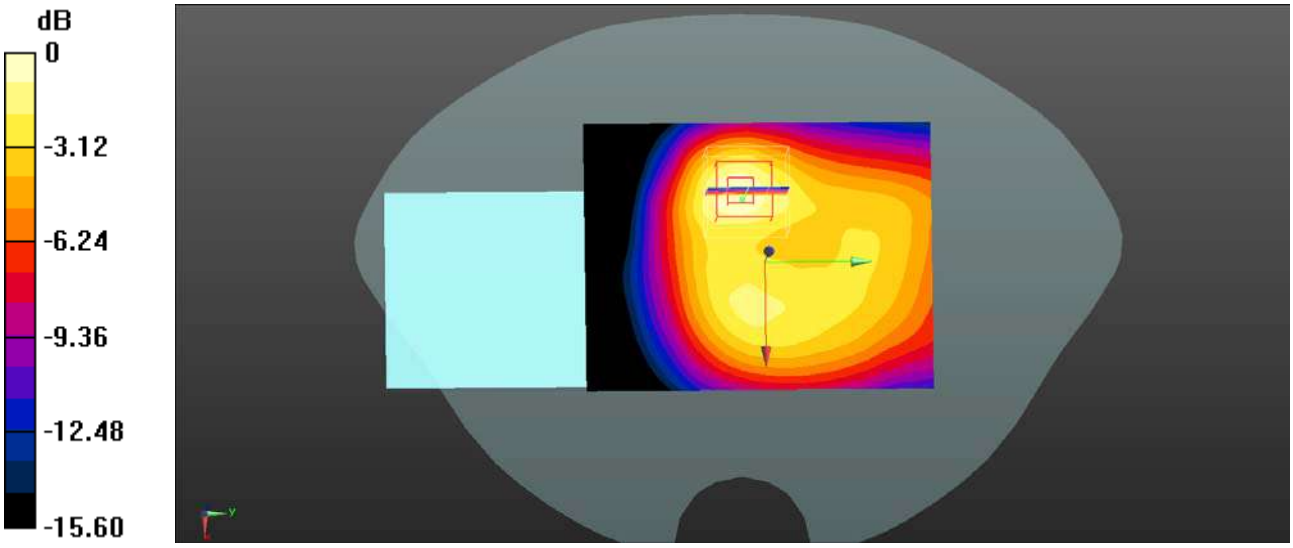

0 dB = 0.280 W/kg = -5.53 dBW/kg

Plot 74#: LTE Band 2 1RB_ Body Back_Low

DUT: Power 7S; Type: Smart Phone; Serial: SZNS220401-11969E-SA-S1

Communication System: UID 0, Generic FDD-LTE (0); Frequency: 1860 MHz;Duty Cycle: 1:1
Medium parameters used (interpolated): f = 1860 MHz; σ = 1.407 S/m; ε_r = 40.502; ρ = 1000 kg/m^3
Phantom section: Flat Section

DASY5 Configuration:

- Probe: EX3DV4 - SN3619; ConvF(7.07, 7.07, 7.07); Calibrated: 2021/08/25
- Sensor-Surface: 4mm (Mechanical Surface Detection)
- Electronics: DAE4 Sn1211; Calibrated: 2022/03/01
- Phantom: Twin SAM; Type: QD000P40CD; Serial: TP:1744
- Measurement SW: DASY52, Version 52.10 (4); SEMCAD X Version 14.6.14 (7501)

Body Back/LTE Band 2 1RB Low/Area Scan (71x91x1): Interpolated grid: dx=1.500 mm, dy=1.500 mm
Maximum value of SAR (interpolated) = 0.529 W/kg

Body Back/LTE Band 2 1RB Low/Zoom Scan (5x5x7)/Cube 0: Measurement grid: dx=8mm, dy=8mm, dz=5mm
Reference Value = 13.97 V/m; Power Drift = 0.10 dB
Peak SAR (extrapolated) = 0.867 W/kg
SAR(1 g) = 0.481 W/kg; SAR(10 g) = 0.257 W/kg
Maximum value of SAR (measured) = 0.527 W/kg

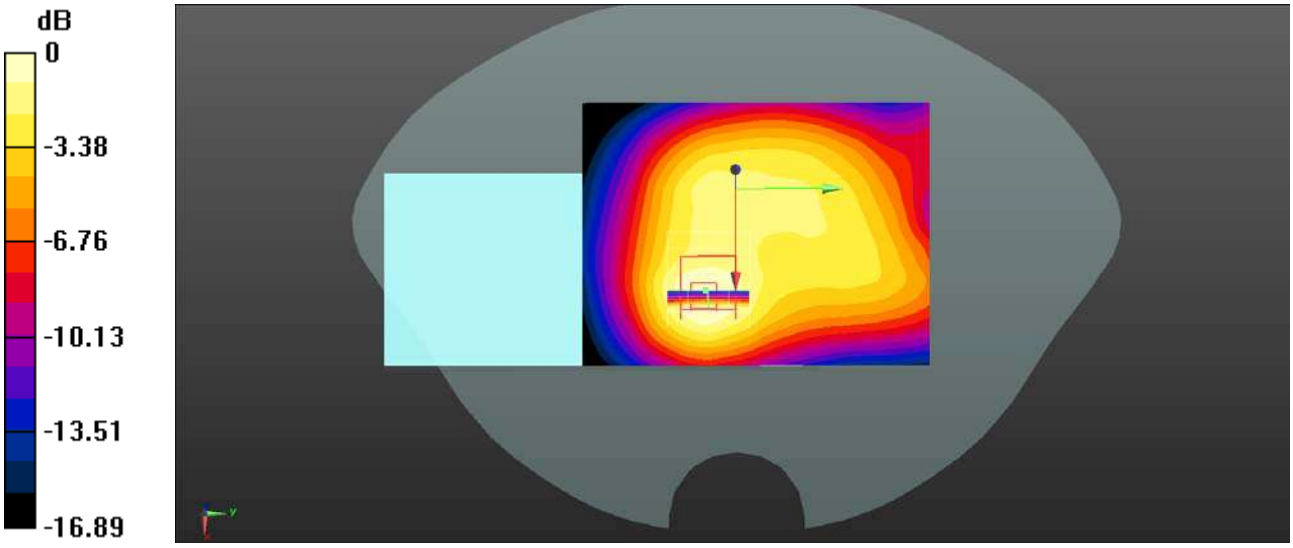

0 dB = 0.527 W/kg = -2.78 dBW/kg

Plot 75#: LTE Band 2 1RB_ Body Back_Mid

DUT: Power 7S; Type: Smart Phone; Serial: SZNS220401-11969E-SA-S1

Communication System: UID 0, Generic FDD-LTE (0); Frequency: 1880 MHz;Duty Cycle: 1:1
Medium parameters used (interpolated): f = 1880 MHz; σ = 1.419 S/m; ε_r = 40.444; ρ = 1000 kg/m^3
Phantom section: Flat Section

DASY5 Configuration:

- Probe: EX3DV4 - SN3619; ConvF(7.07, 7.07, 7.07); Calibrated: 2021/08/25
- Sensor-Surface: 4mm (Mechanical Surface Detection)
- Electronics: DAE4 Sn1211; Calibrated: 2022/03/01
- Phantom: Twin SAM; Type: QD000P40CD; Serial: TP:1744
- Measurement SW: DASY52, Version 52.10 (4); SEMCAD X Version 14.6.14 (7501)

Body Back/LTE Band 2 1RB Mid/Area Scan (71x91x1): Interpolated grid: dx=1.500 mm, dy=1.500 mm
Maximum value of SAR (interpolated) = 0.485 W/kg

Body Back/LTE Band 2 1RB Mid/Zoom Scan (5x5x7)/Cube 0: Measurement grid: dx=8mm, dy=8mm, dz=5mm
Reference Value = 13.25 V/m; Power Drift = 0.03 dB
Peak SAR (extrapolated) = 0.821 W/kg
SAR(1 g) = 0.449 W/kg; SAR(10 g) = 0.240 W/kg
Maximum value of SAR (measured) = 0.498 W/kg

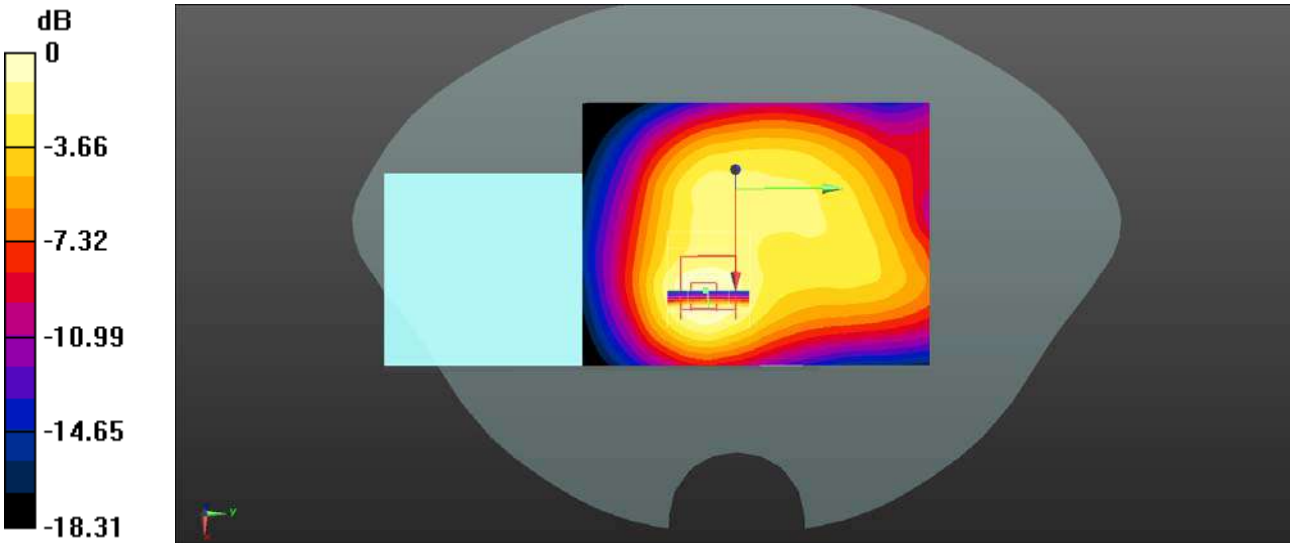

0 dB = 0.498 W/kg = -3.03 dBW/kg

Plot 76#: LTE Band 2 1RB_ Body Back_High

DUT: Power 7S; Type: Smart Phone; Serial: SZNS220401-11969E-SA-S1

Communication System: UID 0, Generic FDD-LTE (0); Frequency: 1900 MHz;Duty Cycle: 1:1
Medium parameters used: f = 1900 MHz; σ = 1.413 S/m; ε_r = 40.457; ρ = 1000 kg/m^3
Phantom section: Flat Section

DASY5 Configuration:

- Probe: EX3DV4 - SN3619; ConvF(7.07, 7.07, 7.07); Calibrated: 2021/08/25
- Sensor-Surface: 4mm (Mechanical Surface Detection)
- Electronics: DAE4 Sn1211; Calibrated: 2022/03/01
- Phantom: Twin SAM; Type: QD000P40CD; Serial: TP:1744
- Measurement SW: DASY52, Version 52.10 (4); SEMCAD X Version 14.6.14 (7501)

Body Back/LTE Band 2 1RB High/Area Scan (71x91x1): Interpolated grid: dx=1.500 mm, dy=1.500 mm
Maximum value of SAR (interpolated) = 0.515 W/kg

Body Back/LTE Band 2 1RB High/Zoom Scan (5x5x7)/Cube 0: Measurement grid: dx=8mm, dy=8mm, dz=5mm
Reference Value = 13.86 V/m; Power Drift = 0.07 dB
Peak SAR (extrapolated) = 0.873 W/kg
SAR(1 g) = 0.477 W/kg; SAR(10 g) = 0.254 W/kg
Maximum value of SAR (measured) = 0.523 W/kg

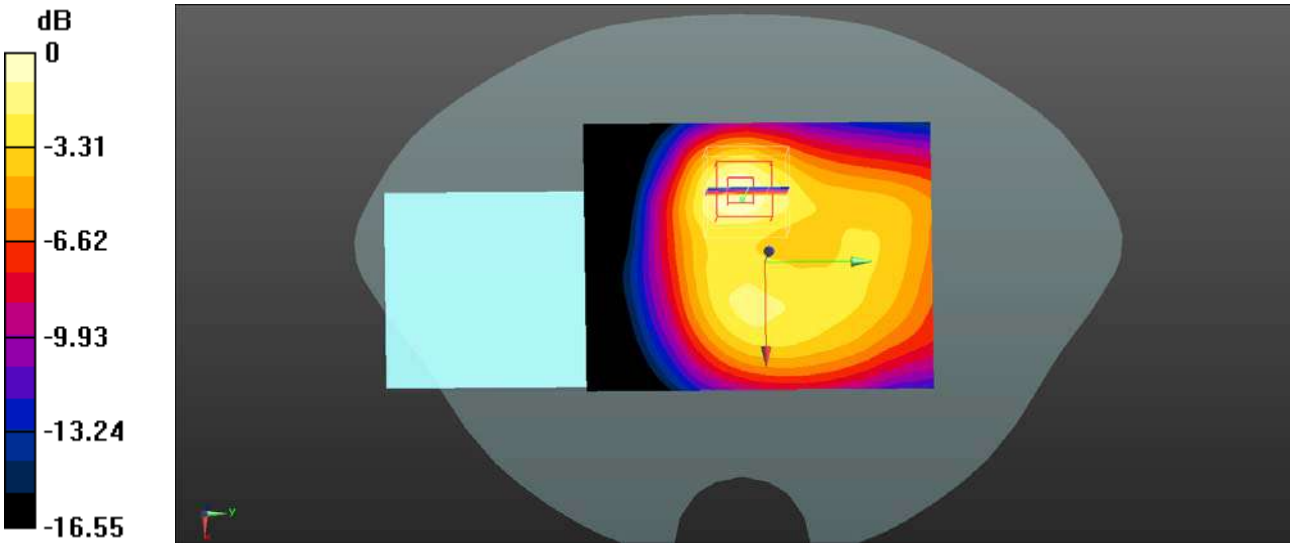

0 dB = 0.523 W/kg = -2.81 dBW/kg

Plot 77#: LTE Band 2 50%RB_ Body Back_Mid

DUT: Power 7S; Type: Smart Phone; Serial: SZNS220401-11969E-SA-S1

Communication System: UID 0, Generic FDD-LTE (0); Frequency: 1880 MHz;Duty Cycle: 1:1
Medium parameters used (interpolated): f = 1880 MHz; σ = 1.419 S/m; ε_r = 40.444; ρ = 1000 kg/m^3
Phantom section: Flat Section

DASY5 Configuration:

- Probe: EX3DV4 - SN3619; ConvF(7.07, 7.07, 7.07); Calibrated: 2021/08/25
- Sensor-Surface: 4mm (Mechanical Surface Detection)
- Electronics: DAE4 Sn1211; Calibrated: 2022/03/01
- Phantom: Twin SAM; Type: QD000P40CD; Serial: TP:1744
- Measurement SW: DASY52, Version 52.10 (4); SEMCAD X Version 14.6.14 (7501)

Body Back/LTE Band 2 50%RB Mid/Area Scan (71x91x1): Interpolated grid: dx=1.500 mm, dy=1.500 mm
Maximum value of SAR (interpolated) = 0.381 W/kg

Body Back/LTE Band 2 50%RB Mid/Zoom Scan (5x5x7)/Cube 0: Measurement grid: dx=8mm, dy=8mm, dz=5mm
Reference Value = 11.69 V/m; Power Drift = 0.10 dB
Peak SAR (extrapolated) = 0.664 W/kg
SAR(1 g) = 0.361 W/kg; SAR(10 g) = 0.193 W/kg
Maximum value of SAR (measured) = 0.401 W/kg

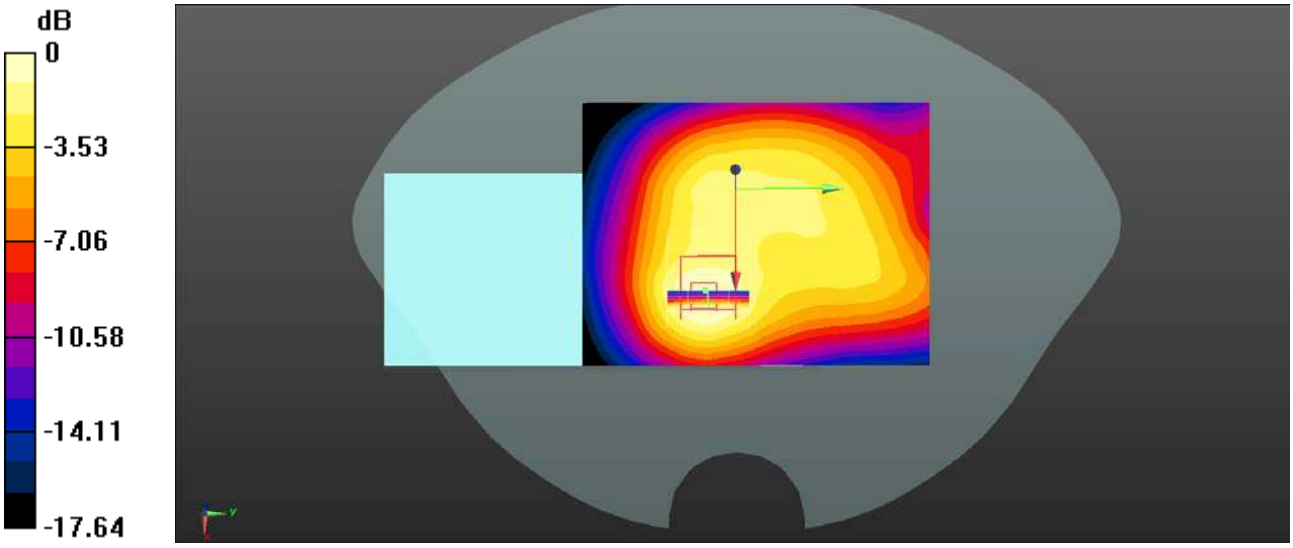

0 dB = 0.401 W/kg = -3.97 dBW/kg

Plot 78#: LTE Band 2 1RB_ Body Left_Mid

DUT: Power 7S; Type: Smart Phone; Serial: SZNS220401-11969E-SA-S1

Communication System: UID 0, Generic FDD-LTE (0); Frequency: 1880 MHz;Duty Cycle: 1:1
Medium parameters used (interpolated): f = 1880 MHz; σ = 1.419 S/m; ε_r = 40.444; ρ = 1000 kg/m^3
Phantom section: Flat Section

DASY5 Configuration:

- Probe: EX3DV4 - SN3619; ConvF(7.07, 7.07, 7.07); Calibrated: 2021/08/25
- Sensor-Surface: 4mm (Mechanical Surface Detection)
- Electronics: DAE4 Sn1211; Calibrated: 2022/03/01
- Phantom: Twin SAM; Type: QD000P40CD; Serial: TP:1744
- Measurement SW: DASY52, Version 52.10 (4); SEMCAD X Version 14.6.14 (7501)

Body Left/LTE Band 2 1RB Mid/Area Scan (71x91x1): Interpolated grid: dx=1.500 mm, dy=1.500 mm
Maximum value of SAR (interpolated) = 0.303 W/kg

Body Left/LTE Band 2 1RB Mid/Zoom Scan (5x5x7)/Cube 0: Measurement grid: dx=8mm, dy=8mm, dz=5mm
Reference Value = 13.26 V/m; Power Drift = -0.01 dB
Peak SAR (extrapolated) = 0.440 W/kg
SAR(1 g) = 0.253 W/kg; SAR(10 g) = 0.144 W/kg
Maximum value of SAR (measured) = 0.275 W/kg

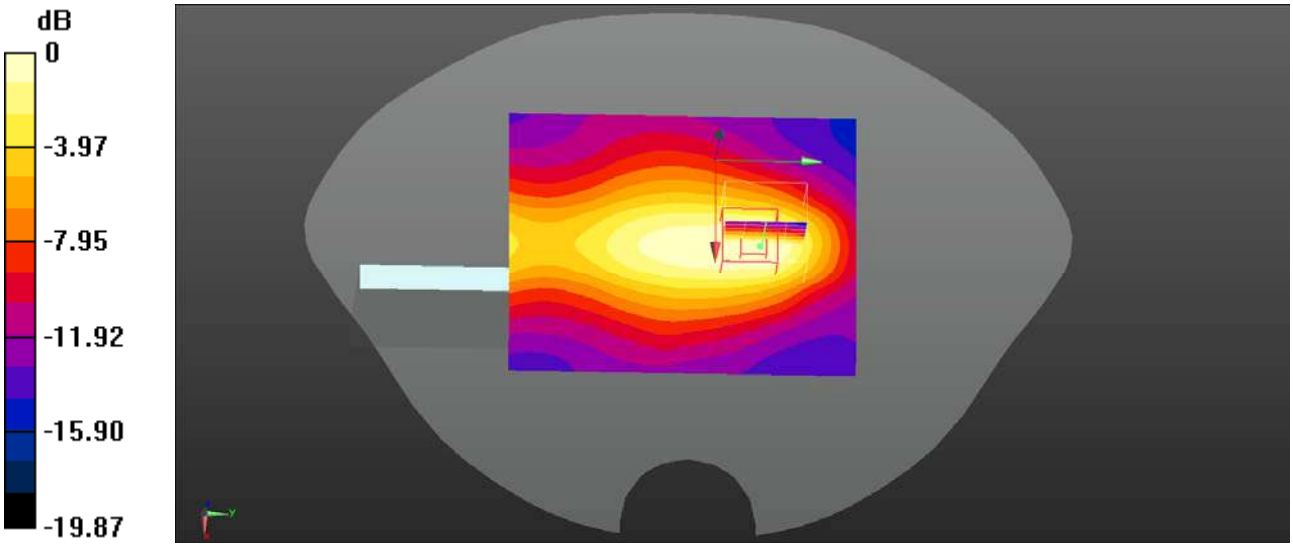

0 dB = 0.275 W/kg = -5.61 dBW/kg

Plot 79#: LTE Band 2 50%RB_ Body Left_Mid

DUT: Power 7S; Type: Smart Phone; Serial: SZNS220401-11969E-SA-S1

Communication System: UID 0, Generic FDD-LTE (0); Frequency: 1880 MHz;Duty Cycle: 1:1
Medium parameters used (interpolated): f = 1880 MHz; σ = 1.419 S/m; ε_r = 40.444; ρ = 1000 kg/m^3
Phantom section: Flat Section

DASY5 Configuration:

- Probe: EX3DV4 - SN3619; ConvF(7.07, 7.07, 7.07); Calibrated: 2021/08/25
- Sensor-Surface: 4mm (Mechanical Surface Detection)
- Electronics: DAE4 Sn1211; Calibrated: 2022/03/01
- Phantom: Twin SAM; Type: QD000P40CD; Serial: TP:1744
- Measurement SW: DASY52, Version 52.10 (4); SEMCAD X Version 14.6.14 (7501)

Body Left/LTE Band 2 50%RB Mid/Area Scan (71x91x1): Interpolated grid: dx=1.500 mm, dy=1.500 mm
Maximum value of SAR (interpolated) = 0.233 W/kg

Body Left/LTE Band 2 50%RB Mid/Zoom Scan (5x5x7)/Cube 0: Measurement grid: dx=8mm, dy=8mm, dz=5mm
Reference Value = 11.76 V/m; Power Drift = -0.03 dB
Peak SAR (extrapolated) = 0.335 W/kg
SAR(1 g) = 0.193 W/kg; SAR(10 g) = 0.110 W/kg
Maximum value of SAR (measured) = 0.209 W/kg

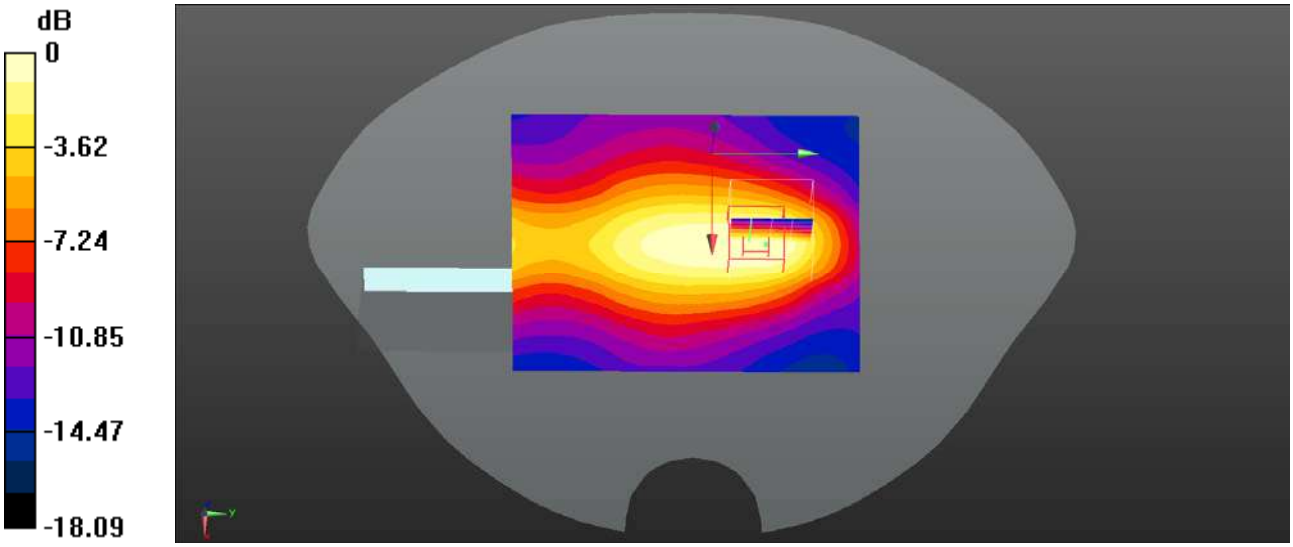

0 dB = 0.209 W/kg = -6.80 dBW/kg

Plot 80#: LTE Band 2 1RB_ Body Top_Mid

DUT: Power 7S; Type: Smart Phone; Serial: SZNS220401-11969E-SA-S1

Communication System: UID 0, Generic FDD-LTE (0); Frequency: 1880 MHz;Duty Cycle: 1:1
Medium parameters used (interpolated): f = 1880 MHz; σ = 1.419 S/m; ε_r = 40.444; ρ = 1000 kg/m^3
Phantom section: Flat Section

DASY5 Configuration:

- Probe: EX3DV4 - SN3619; ConvF(7.07, 7.07, 7.07); Calibrated: 2021/08/25
- Sensor-Surface: 4mm (Mechanical Surface Detection)
- Electronics: DAE4 Sn1211; Calibrated: 2022/03/01
- Phantom: Twin SAM; Type: QD000P40CD; Serial: TP:1744
- Measurement SW: DASY52, Version 52.10 (4); SEMCAD X Version 14.6.14 (7501)

Body Top/LTE Band 2 1RB Mid/Area Scan (71x91x1): Interpolated grid: dx=1.500 mm, dy=1.500 mm
Maximum value of SAR (interpolated) = 0.336 W/kg

Body Top/LTE Band 2 1RB Mid/Zoom Scan (5x5x7)/Cube 0: Measurement grid: dx=8mm, dy=8mm, dz=5mm
Reference Value = 13.54 V/m; Power Drift = -0.01 dB
Peak SAR (extrapolated) = 0.474 W/kg
SAR(1 g) = 0.300 W/kg; SAR(10 g) = 0.182 W/kg
Maximum value of SAR (measured) = 0.325 W/kg

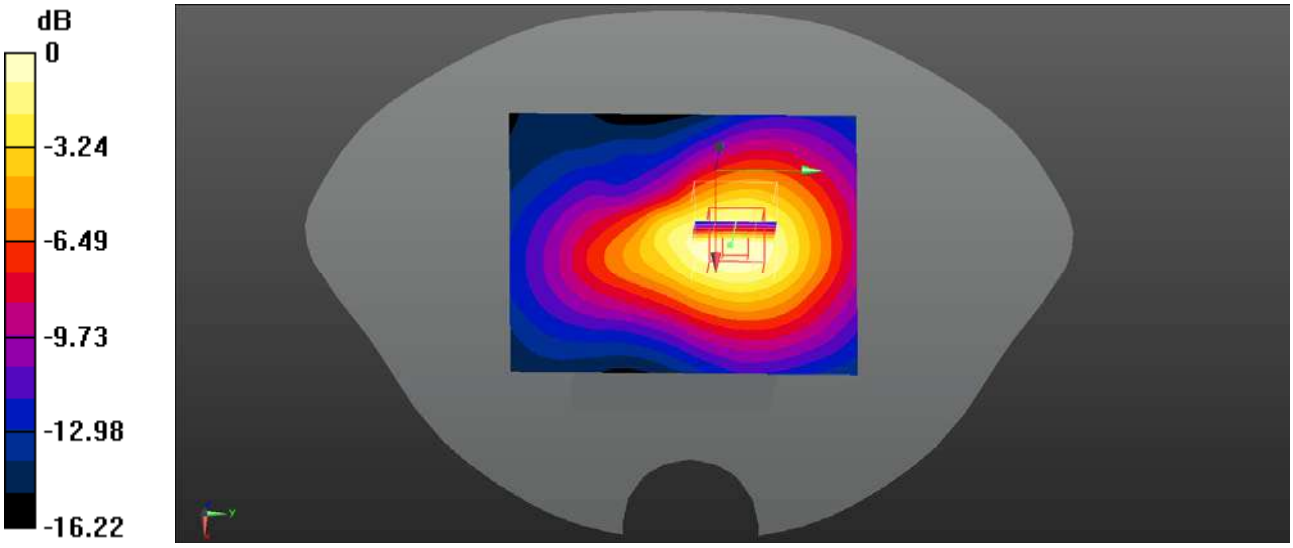

0 dB = 0.325 W/kg = -4.88 dBW/kg

Plot 81#: LTE Band 2 50%RB_ Body Top_Mid

DUT: Power 7S; Type: Smart Phone; Serial: SZNS220401-11969E-SA-S1

Communication System: UID 0, Generic FDD-LTE (0); Frequency: 1880 MHz;Duty Cycle: 1:1
Medium parameters used (interpolated): f = 1880 MHz; σ = 1.419 S/m; ε_r = 40.444; ρ = 1000 kg/m^3
Phantom section: Flat Section

DASY5 Configuration:

- Probe: EX3DV4 - SN3619; ConvF(7.07, 7.07, 7.07); Calibrated: 2021/08/25
- Sensor-Surface: 4mm (Mechanical Surface Detection)
- Electronics: DAE4 Sn1211; Calibrated: 2022/03/01
- Phantom: Twin SAM; Type: QD000P40CD; Serial: TP:1744
- Measurement SW: DASY52, Version 52.10 (4); SEMCAD X Version 14.6.14 (7501)

Body Top/LTE Band 2 50%RB Mid/Area Scan (71x91x1): Interpolated grid: dx=1.500 mm, dy=1.500 mm
Maximum value of SAR (interpolated) = 0.273 W/kg

Body Top/LTE Band 2 50%RB Mid/Zoom Scan (5x5x7)/Cube 0: Measurement grid: dx=8mm, dy=8mm, dz=5mm
Reference Value = 12.20 V/m; Power Drift = 0.03 dB
Peak SAR (extrapolated) = 0.388 W/kg
SAR(1 g) = 0.246 W/kg; SAR(10 g) = 0.149 W/kg
Maximum value of SAR (measured) = 0.266 W/kg

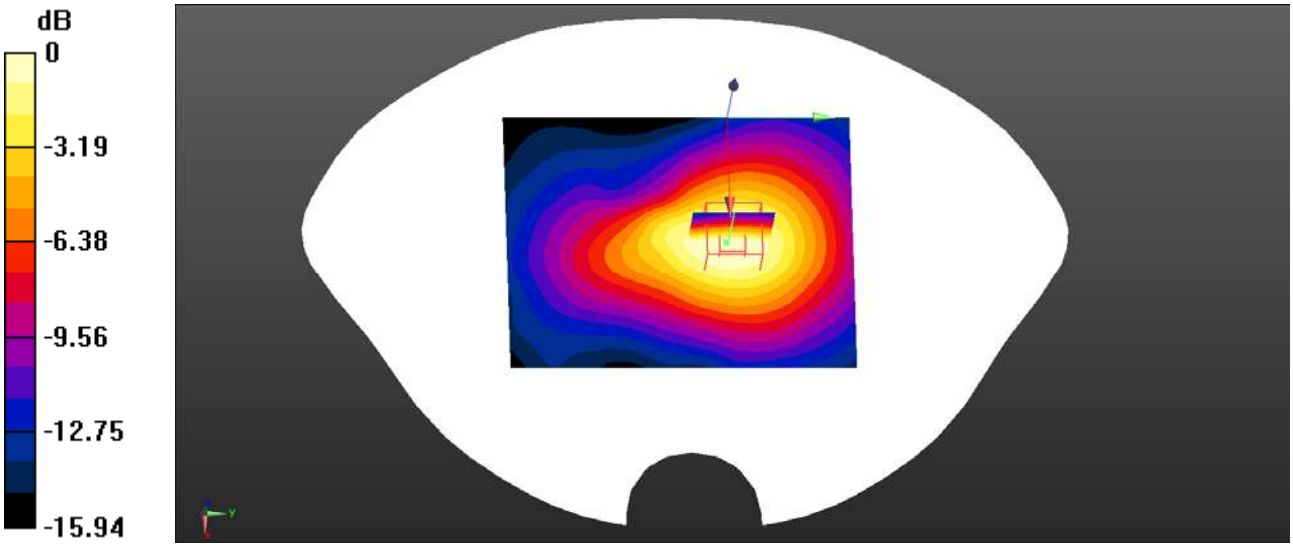

0 dB = 0.266 W/kg = -5.75 dBW/kg

Plot 82#: LTE Band 5 1RB_ Head Left Cheek_Mid

DUT: Power 7S; Type: Smart Phone; Serial: SZNS220401-11969E-SA-S1

Communication System: UID 0, Generic FDD-LTE (0); Frequency: 836.5 MHz;Duty Cycle: 1:1
Medium parameters used (interpolated): f = 836.5 MHz; σ = 0.913 S/m; ε_r = 42.698; ρ = 1000 kg/m^3
Phantom section: Left Section

DASY5 Configuration:

- Probe: EX3DV4 - SN3619; ConvF(8.5, 8.5, 8.5); Calibrated: 2021/08/25
- Sensor-Surface: 4mm (Mechanical Surface Detection)
- Electronics: DAE4 Sn1211; Calibrated: 2022/03/01
- Phantom: Twin SAM; Type: QD000P40CD; Serial: TP:1744
- Measurement SW: DASY52, Version 52.10 (4); SEMCAD X Version 14.6.14 (7501)

Head Left Cheek/LTE Band 5 1RB Mid/Area Scan (71x81x1): Interpolated grid: dx=1.500 mm, dy=1.500 mm
Maximum value of SAR (interpolated) = 0.186 W/kg

Head Left Cheek/LTE Band 5 1RB Mid/Zoom Scan (5x5x7)/Cube 0: Measurement grid: dx=8mm, dy=8mm, dz=5mm
Reference Value = 4.482 V/m; Power Drift = 0.17 dB
Peak SAR (extrapolated) = 0.213 W/kg
SAR(1 g) = 0.181 W/kg; SAR(10 g) = 0.142 W/kg
Maximum value of SAR (measured) = 0.189 W/kg

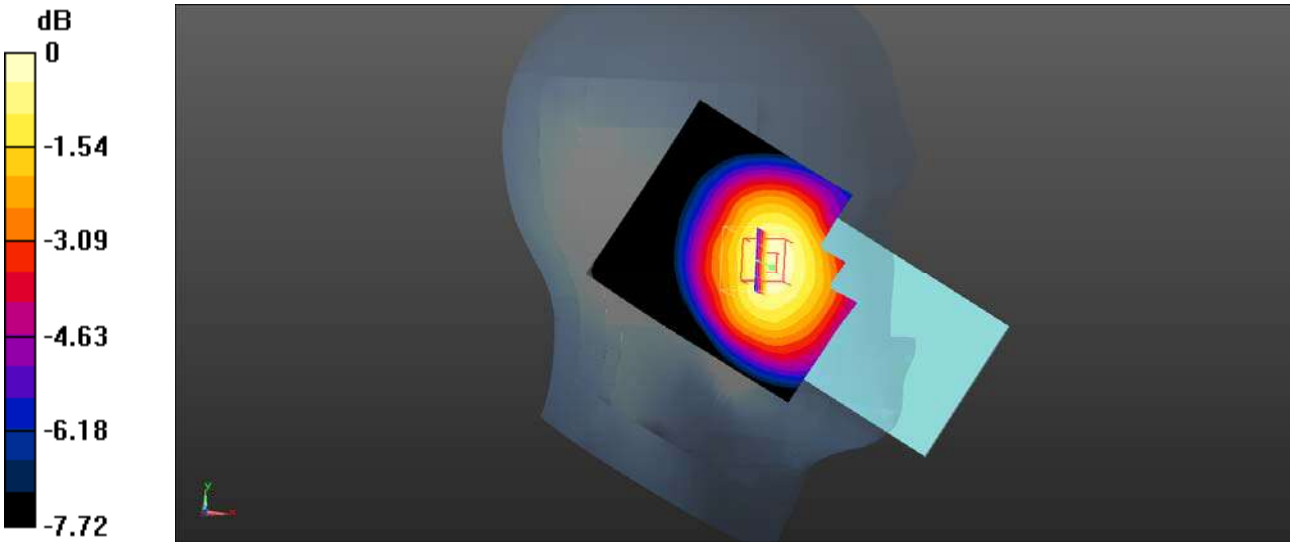

0 dB = 0.189 W/kg = -7.24 dBW/kg

Plot 83#: LTE Band 5 50%RB_ Head Left Cheek_Mid

DUT: Power 7S; Type: Smart Phone; Serial: SZNS220401-11969E-SA-S1

Communication System: UID 0, Generic FDD-LTE (0); Frequency: 836.5 MHz;Duty Cycle: 1:1
Medium parameters used (interpolated): f = 836.5 MHz; σ = 0.913 S/m; ε_r = 42.698; ρ = 1000 kg/m^3
Phantom section: Left Section

DASY5 Configuration:

- Probe: EX3DV4 - SN3619; ConvF(8.5, 8.5, 8.5); Calibrated: 2021/08/25
- Sensor-Surface: 4mm (Mechanical Surface Detection)
- Electronics: DAE4 Sn1211; Calibrated: 2022/03/01
- Phantom: Twin SAM; Type: QD000P40CD; Serial: TP:1744
- Measurement SW: DASY52, Version 52.10 (4); SEMCAD X Version 14.6.14 (7501)

Head Left Cheek/LTE Band 5 50%RB Mid/Area Scan (71x81x1): Interpolated grid: dx=1.500 mm, dy=1.500 mm
Maximum value of SAR (interpolated) = 0.151 W/kg

Head Left Cheek/LTE Band 5 50%RB Mid/Zoom Scan (5x5x7)/Cube 0: Measurement grid: dx=8mm, dy=8mm, dz=5mm
Reference Value = 4.017 V/m; Power Drift = 0.16 dB
Peak SAR (extrapolated) = 0.174 W/kg
SAR(1 g) = 0.147 W/kg; SAR(10 g) = 0.116 W/kg
Maximum value of SAR (measured) = 0.152 W/kg

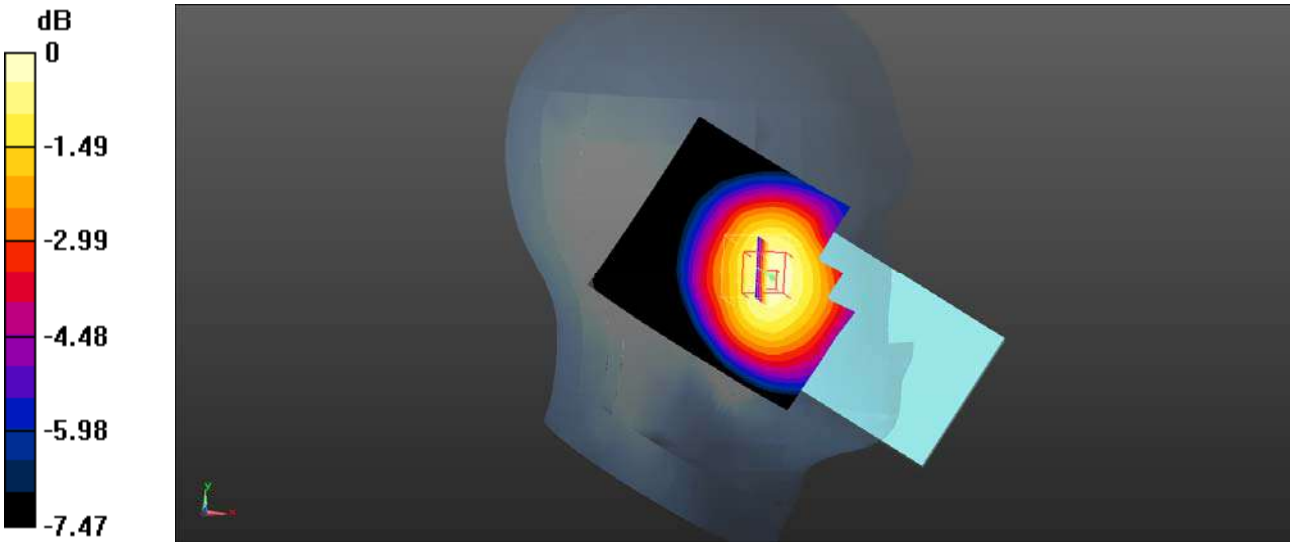

0 dB = 0.152 W/kg = -8.18 dBW/kg

Plot 84#: LTE Band 5 1RB_ Head Left Tilt_Mid

DUT: Power 7S; Type: Smart Phone; Serial: SZNS220401-11969E-SA-S1

Communication System: UID 0, Generic FDD-LTE (0); Frequency: 836.5 MHz;Duty Cycle: 1:1
Medium parameters used (interpolated): f = 836.5 MHz; σ = 0.913 S/m; ε_r = 42.698; ρ = 1000 kg/m^3
Phantom section: Left Section

DASY5 Configuration:

- Probe: EX3DV4 - SN3619; ConvF(8.5, 8.5, 8.5); Calibrated: 2021/08/25
- Sensor-Surface: 4mm (Mechanical Surface Detection)
- Electronics: DAE4 Sn1211; Calibrated: 2022/03/01
- Phantom: Twin SAM; Type: QD000P40CD; Serial: TP:1744
- Measurement SW: DASY52, Version 52.10 (4); SEMCAD X Version 14.6.14 (7501)

Head Left Tilt/LTE Band 5 1RB Mid/Area Scan (71x91x1): Interpolated grid: dx=1.500 mm, dy=1.500 mm
Maximum value of SAR (interpolated) = 0.103 W/kg

Head Left Tilt/LTE Band 5 1RB Mid/Zoom Scan (5x5x7)/Cube 0: Measurement grid: dx=8mm, dy=8mm, dz=5mm
Reference Value = 6.486 V/m; Power Drift = 0.10 dB
Peak SAR (extrapolated) = 0.120 W/kg
SAR(1 g) = 0.100 W/kg; SAR(10 g) = 0.078 W/kg
Maximum value of SAR (measured) = 0.104 W/kg



0 dB = 0.104 W/kg = -9.83 dBW/kg

Plot 85#: LTE Band 5 50%RB_ Head Left Tilt_Mid

DUT: Power 7S; Type: Smart Phone; Serial: SZNS220401-11969E-SA-S1

Communication System: UID 0, Generic FDD-LTE (0); Frequency: 836.5 MHz;Duty Cycle: 1:1
Medium parameters used (interpolated): f = 836.5 MHz; σ = 0.913 S/m; ε_r = 42.698; ρ = 1000 kg/m^3
Phantom section: Left Section

DASY5 Configuration:

- Probe: EX3DV4 - SN3619; ConvF(8.5, 8.5, 8.5); Calibrated: 2021/08/25
- Sensor-Surface: 4mm (Mechanical Surface Detection)
- Electronics: DAE4 Sn1211; Calibrated: 2022/03/01
- Phantom: Twin SAM; Type: QD000P40CD; Serial: TP:1744
- Measurement SW: DASY52, Version 52.10 (4); SEMCAD X Version 14.6.14 (7501)

Head Left Tilt/LTE Band 5 50%RB Mid/Area Scan (71x81x1): Interpolated grid: dx=1.500 mm, dy=1.500 mm
Maximum value of SAR (interpolated) = 0.0853 W/kg

Head Left Tilt/LTE Band 5 50%RB Mid/Zoom Scan (5x5x7)/Cube 0: Measurement grid: dx=8mm, dy=8mm, dz=5mm
Reference Value = 5.781 V/m; Power Drift = 0.12 dB
Peak SAR (extrapolated) = 0.0980 W/kg
SAR(1 g) = 0.082 W/kg; SAR(10 g) = 0.065 W/kg
Maximum value of SAR (measured) = 0.0849 W/kg

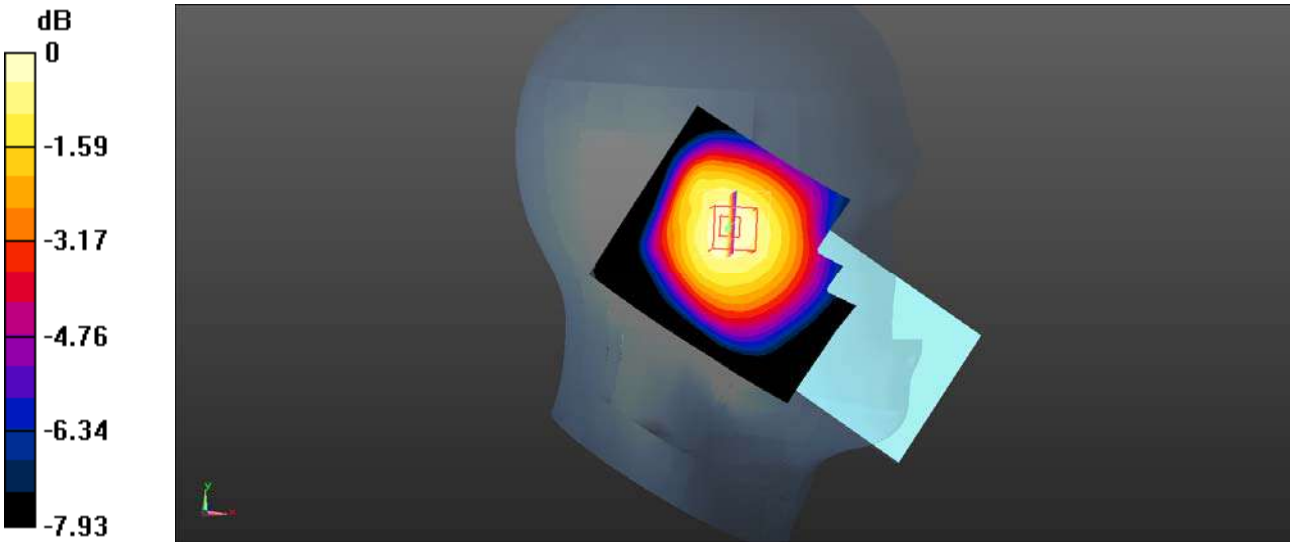

0 dB = 0.0849 W/kg = -10.71 dBW/kg

Plot 86#: LTE Band 5 1RB_ Head Right Cheek_Low

DUT: Power 7S; Type: Smart Phone; Serial: SZNS220401-11969E-SA-S1

Communication System: UID 0, Generic FDD-LTE (0); Frequency: 829 MHz;Duty Cycle: 1:1
Medium parameters used (interpolated): f = 829 MHz; σ = 0.905 S/m; ε_r = 42.735; ρ = 1000 kg/m^3
Phantom section: Right Section

DASY5 Configuration:

- Probe: EX3DV4 - SN3619; ConvF(8.5, 8.5, 8.5); Calibrated: 2021/08/25
- Sensor-Surface: 4mm (Mechanical Surface Detection)
- Electronics: DAE4 Sn1211; Calibrated: 2022/03/01
- Phantom: Twin SAM; Type: QD000P40CD; Serial: TP:1744
- Measurement SW: DASY52, Version 52.10 (4); SEMCAD X Version 14.6.14 (7501)

Head Right Cheek/LTE Band 5 1RB Low/Area Scan (71x81x1): Interpolated grid: dx=1.500 mm, dy=1.500 mm
Maximum value of SAR (interpolated) = 0.210 W/kg

Head Right Cheek/LTE Band 5 1RB Low/Zoom Scan (5x5x7)/Cube 0: Measurement grid: dx=8mm, dy=8mm, dz=5mm
Reference Value = 4.789 V/m; Power Drift = 0.12 dB
Peak SAR (extrapolated) = 0.243 W/kg
SAR(1 g) = 0.203 W/kg; SAR(10 g) = 0.159 W/kg
Maximum value of SAR (measured) = 0.211 W/kg

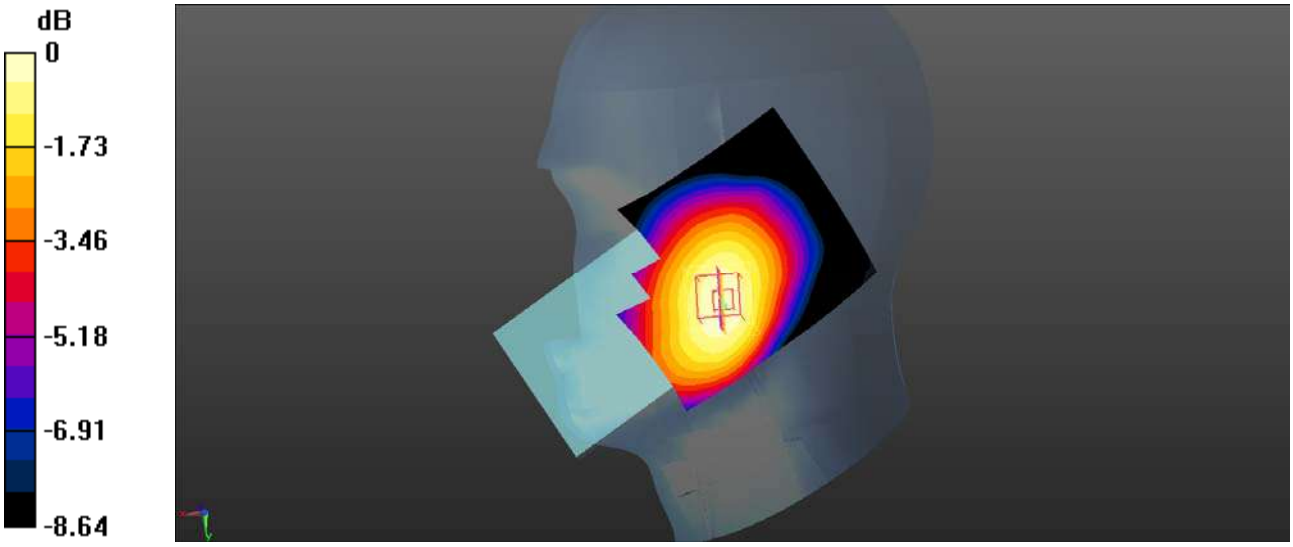

0 dB = 0.211 W/kg = -6.76 dBW/kg

Plot 87#: LTE Band 5 1RB_ Head Right Cheek_Mid

DUT: Power 7S; Type: Smart Phone; Serial: SZNS220401-11969E-SA-S1

Communication System: UID 0, Generic FDD-LTE (0); Frequency: 836.5 MHz;Duty Cycle: 1:1
Medium parameters used (interpolated): f = 836.5 MHz; σ = 0.913 S/m; ε_r = 42.698; ρ = 1000 kg/m^3
Phantom section: Right Section

DASY5 Configuration:

- Probe: EX3DV4 - SN3619; ConvF(8.5, 8.5, 8.5); Calibrated: 2021/08/25
- Sensor-Surface: 4mm (Mechanical Surface Detection)
- Electronics: DAE4 Sn1211; Calibrated: 2022/03/01
- Phantom: Twin SAM; Type: QD000P40CD; Serial: TP:1744
- Measurement SW: DASY52, Version 52.10 (4); SEMCAD X Version 14.6.14 (7501)

Head Right Cheek/LTE Band 5 1RB Mid/Area Scan (71x91x1): Interpolated grid: dx=1.500 mm, dy=1.500 mm
Maximum value of SAR (interpolated) = 0.221 W/kg

Head Right Cheek/LTE Band 5 1RB Mid/Zoom Scan (5x5x7)/Cube 0: Measurement grid: dx=8mm, dy=8mm, dz=5mm
Reference Value = 5.943 V/m; Power Drift = 0.03 dB
Peak SAR (extrapolated) = 0.252 W/kg
SAR(1 g) = 0.212 W/kg; SAR(10 g) = 0.166 W/kg
Maximum value of SAR (measured) = 0.221 W/kg

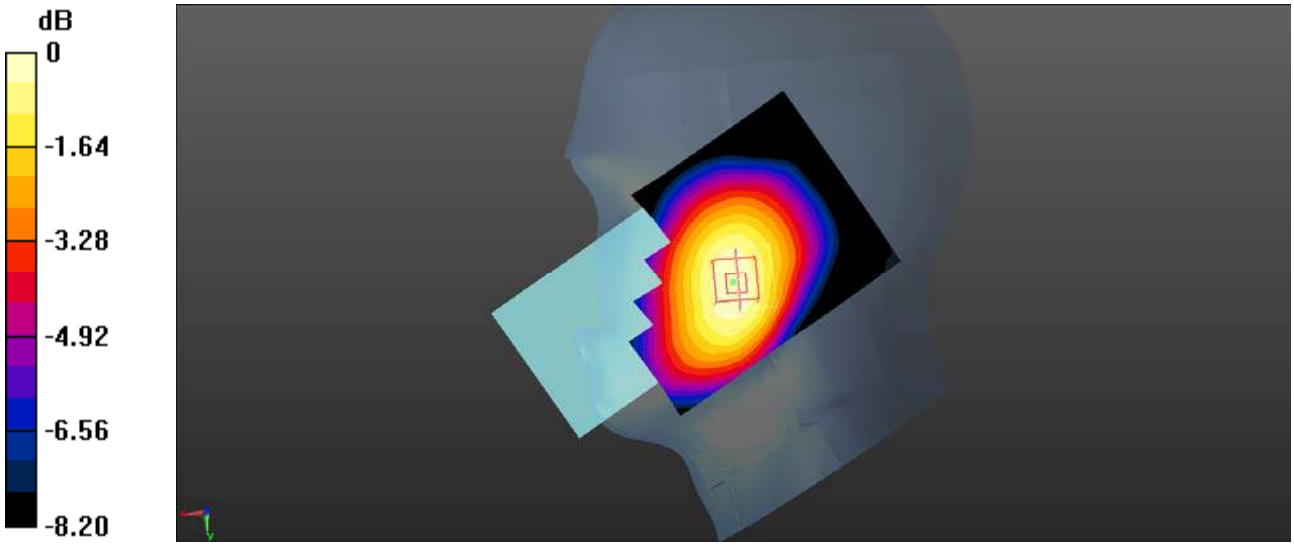

0 dB = 0.221 W/kg = -6.56 dBW/kg

Plot 88#: LTE Band 5 1RB_ Head Right Cheek_High

DUT: Power 7S; Type: Smart Phone; Serial: SZNS220401-11969E-SA-S1

Communication System: UID 0, Generic FDD-LTE (0); Frequency: 844 MHz;Duty Cycle: 1:1
Medium parameters used (interpolated): f = 844 MHz; σ = 0.909 S/m; ε_r = 42.683; ρ = 1000 kg/m^3
Phantom section: Right Section

DASY5 Configuration:

- Probe: EX3DV4 - SN3619; ConvF(8.5, 8.5, 8.5); Calibrated: 2021/08/25
- Sensor-Surface: 4mm (Mechanical Surface Detection)
- Electronics: DAE4 Sn1211; Calibrated: 2022/03/01
- Phantom: Twin SAM; Type: QD000P40CD; Serial: TP:1744
- Measurement SW: DASY52, Version 52.10 (4); SEMCAD X Version 14.6.14 (7501)

Head Right Cheek/LTE Band 5 1RB High/Area Scan (71x81x1): Interpolated grid: dx=1.500 mm, dy=1.500 mm
Maximum value of SAR (interpolated) = 0.239 W/kg

Head Right Cheek/LTE Band 5 1RB High/Zoom Scan (5x5x7)/Cube 0: Measurement grid: dx=8mm, dy=8mm, dz=5mm
Reference Value = 5.728 V/m; Power Drift = 0.16 dB
Peak SAR (extrapolated) = 0.281 W/kg
SAR(1 g) = 0.234 W/kg; SAR(10 g) = 0.183 W/kg
Maximum value of SAR (measured) = 0.242 W/kg

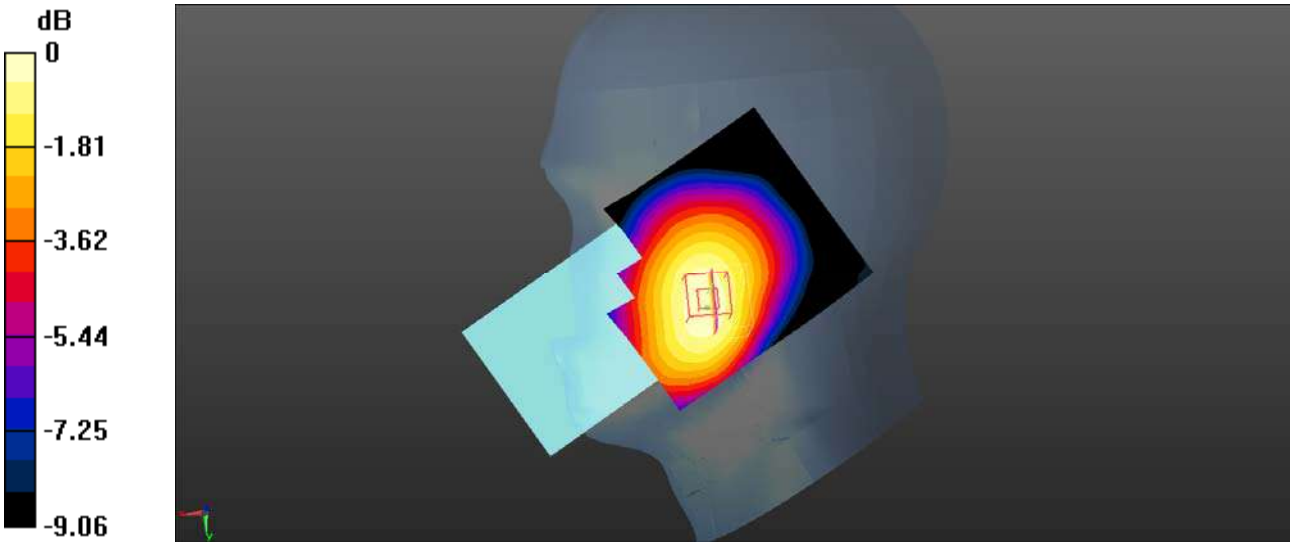

0 dB = 0.242 W/kg = -6.16 dBW/kg

Plot 89#: LTE Band 5 50%RB_ Head Right Cheek_Mid

DUT: Power 7S; Type: Smart Phone; Serial: SZNS220401-11969E-SA-S1

Communication System: UID 0, Generic FDD-LTE (0); Frequency: 836.5 MHz;Duty Cycle: 1:1
Medium parameters used (interpolated): f = 836.5 MHz; σ = 0.913 S/m; ε_r = 42.698; ρ = 1000 kg/m^3
Phantom section: Right Section

DASY5 Configuration:

- Probe: EX3DV4 - SN3619; ConvF(8.5, 8.5, 8.5); Calibrated: 2021/08/25
- Sensor-Surface: 4mm (Mechanical Surface Detection)
- Electronics: DAE4 Sn1211; Calibrated: 2022/03/01
- Phantom: Twin SAM; Type: QD000P40CD; Serial: TP:1744
- Measurement SW: DASY52, Version 52.10 (4); SEMCAD X Version 14.6.14 (7501)

Head Right Cheek/LTE Band 5 50%RB Mid/Area Scan (71x91x1): Interpolated grid: dx=1.500 mm, dy=1.500 mm
Maximum value of SAR (interpolated) = 0.176 W/kg

Head Right Cheek/LTE Band 5 50%RB Mid/Zoom Scan (5x5x7)/Cube 0: Measurement grid: dx=8mm, dy=8mm, dz=5mm
Reference Value = 4.971 V/m; Power Drift = 0.14 dB
Peak SAR (extrapolated) = 0.202 W/kg
SAR(1 g) = 0.170 W/kg; SAR(10 g) = 0.133 W/kg
Maximum value of SAR (measured) = 0.177 W/kg

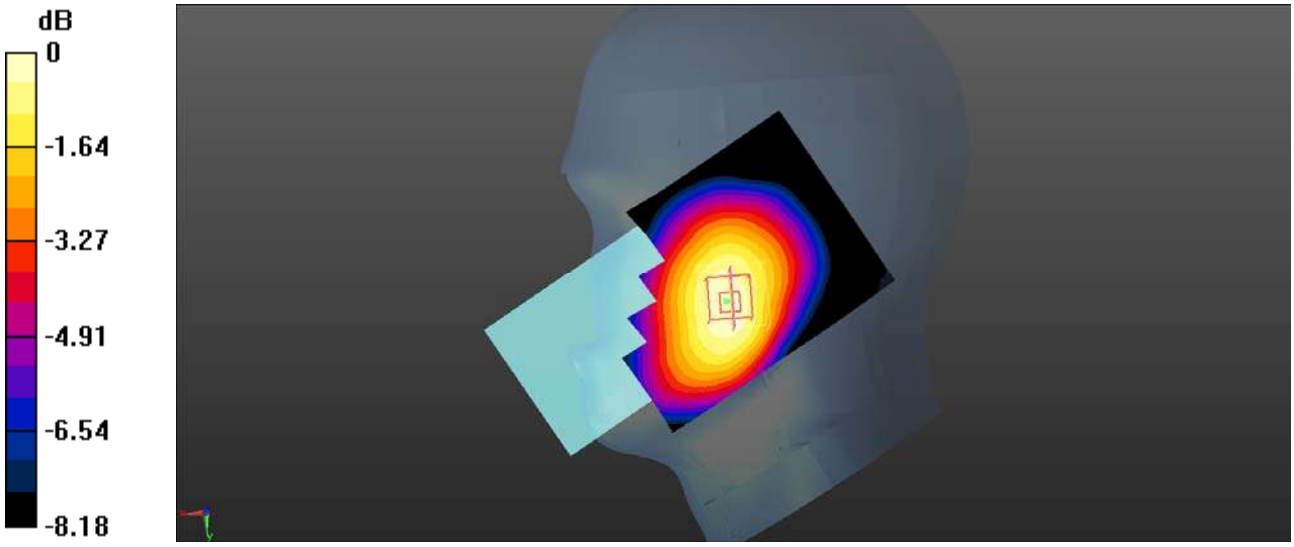

0 dB = 0.177 W/kg = -7.52 dBW/kg

Plot 90#: LTE Band 5 1RB_ Head Right Tilt_Mid

DUT: Power 7S; Type: Smart Phone; Serial: SZNS220401-11969E-SA-S1

Communication System: UID 0, Generic FDD-LTE (0); Frequency: 836.5 MHz;Duty Cycle: 1:1
Medium parameters used (interpolated): f = 836.5 MHz; σ = 0.913 S/m; ε_r = 42.698; ρ = 1000 kg/m^3
Phantom section: Right Section

DASY5 Configuration:

- Probe: EX3DV4 - SN3619; ConvF(8.5, 8.5, 8.5); Calibrated: 2021/08/25
- Sensor-Surface: 4mm (Mechanical Surface Detection)
- Electronics: DAE4 Sn1211; Calibrated: 2022/03/01
- Phantom: Twin SAM; Type: QD000P40CD; Serial: TP:1744
- Measurement SW: DASY52, Version 52.10 (4); SEMCAD X Version 14.6.14 (7501)

Head Right Tilt/LTE Band 5 1RB Mid/Area Scan (71x91x1): Interpolated grid: dx=1.500 mm, dy=1.500 mm
Maximum value of SAR (interpolated) = 0.106 W/kg

Head Right Tilt/LTE Band 5 1RB Mid/Zoom Scan (5x5x7)/Cube 0: Measurement grid: dx=8mm, dy=8mm, dz=5mm
Reference Value = 8.098 V/m; Power Drift = 0.20 dB
Peak SAR (extrapolated) = 0.123 W/kg
SAR(1 g) = 0.102 W/kg; SAR(10 g) = 0.079 W/kg
Maximum value of SAR (measured) = 0.107 W/kg

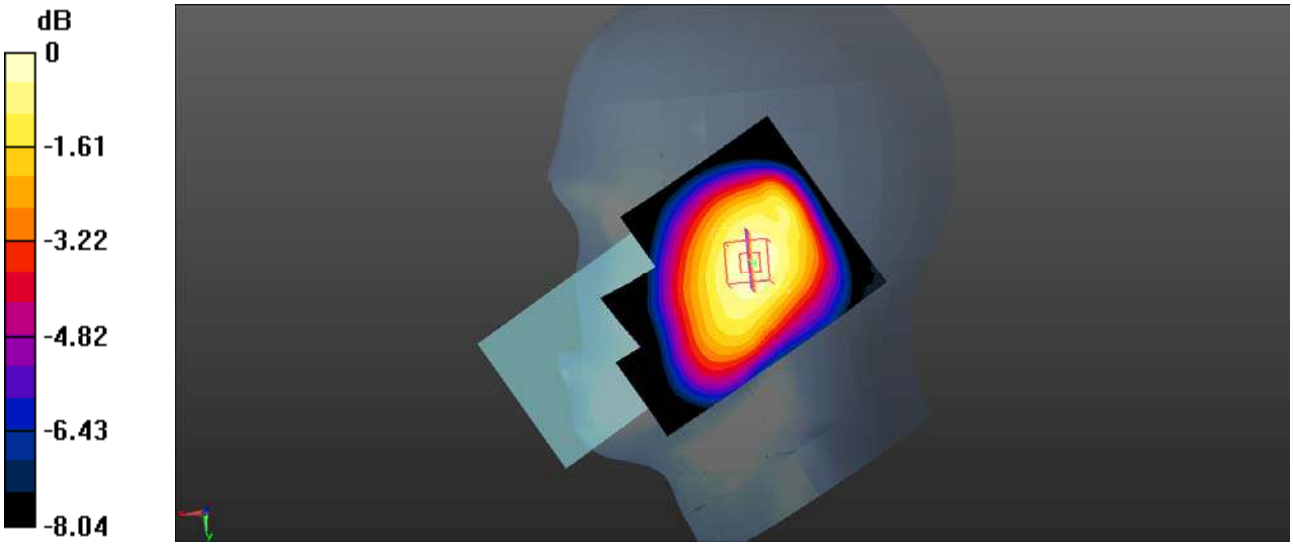

0 dB = 0.107 W/kg = -9.71 dBW/kg

Plot 91#: LTE Band 5 50%RB_ Head Right Tilt_Mid

DUT: Power 7S; Type: Smart Phone; Serial: SZNS220401-11969E-SA-S1

Communication System: UID 0, Generic FDD-LTE (0); Frequency: 836.5 MHz;Duty Cycle: 1:1
Medium parameters used (interpolated): f = 836.5 MHz; σ = 0.913 S/m; ε_r = 42.698; ρ = 1000 kg/m^3
Phantom section: Right Section

DASY5 Configuration:

- Probe: EX3DV4 - SN3619; ConvF(8.5, 8.5, 8.5); Calibrated: 2021/08/25
- Sensor-Surface: 4mm (Mechanical Surface Detection)
- Electronics: DAE4 Sn1211; Calibrated: 2022/03/01
- Phantom: Twin SAM; Type: QD000P40CD; Serial: TP:1744
- Measurement SW: DASY52, Version 52.10 (4); SEMCAD X Version 14.6.14 (7501)

Head Right Tilt/LTE Band 5 50%RB Mid/Area Scan (71x91x1): Interpolated grid: dx=1.500 mm, dy=1.500 mm
Maximum value of SAR (interpolated) = 0.0851 W/kg

Head Right Tilt/LTE Band 5 50%RB Mid/Zoom Scan (5x5x7)/Cube 0: Measurement grid: dx=8mm, dy=8mm, dz=5mm
Reference Value = 7.110 V/m; Power Drift = 0.18 dB
Peak SAR (extrapolated) = 0.103 W/kg
SAR(1 g) = 0.084 W/kg; SAR(10 g) = 0.064 W/kg
Maximum value of SAR (measured) = 0.0887 W/kg



0 dB = 0.0887 W/kg = -10.52 dBW/kg

Plot 92#: LTE Band 5 1RB_ Body Front_Mid

DUT: Power 7S; Type: Smart Phone; Serial: SZNS220401-11969E-SA-S1

Communication System: UID 0, Generic FDD-LTE (0); Frequency: 836.5 MHz;Duty Cycle: 1:1
Medium parameters used (interpolated): f = 836.5 MHz; σ = 0.913 S/m; ε_r = 42.698; ρ = 1000 kg/m^3
Phantom section: Flat Section

DASY5 Configuration:

- Probe: EX3DV4 - SN3619; ConvF(8.5, 8.5, 8.5); Calibrated: 2021/08/25
- Sensor-Surface: 4mm (Mechanical Surface Detection)
- Electronics: DAE4 Sn1211; Calibrated: 2022/03/01
- Phantom: Twin SAM; Type: QD000P40CD; Serial: TP:1744
- Measurement SW: DASY52, Version 52.10 (4); SEMCAD X Version 14.6.14 (7501)

Body Front/LTE Band 5 1RB Mid/Area Scan (71x91x1): Interpolated grid: dx=1.500 mm, dy=1.500 mm
Maximum value of SAR (interpolated) = 0.204 W/kg

Body Front/LTE Band 5 1RB Mid/Zoom Scan (5x5x7)/Cube 0: Measurement grid: dx=8mm, dy=8mm, dz=5mm
Reference Value = 12.03 V/m; Power Drift = 0.04 dB
Peak SAR (extrapolated) = 0.246 W/kg
SAR(1 g) = 0.197 W/kg; SAR(10 g) = 0.149 W/kg
Maximum value of SAR (measured) = 0.206 W/kg

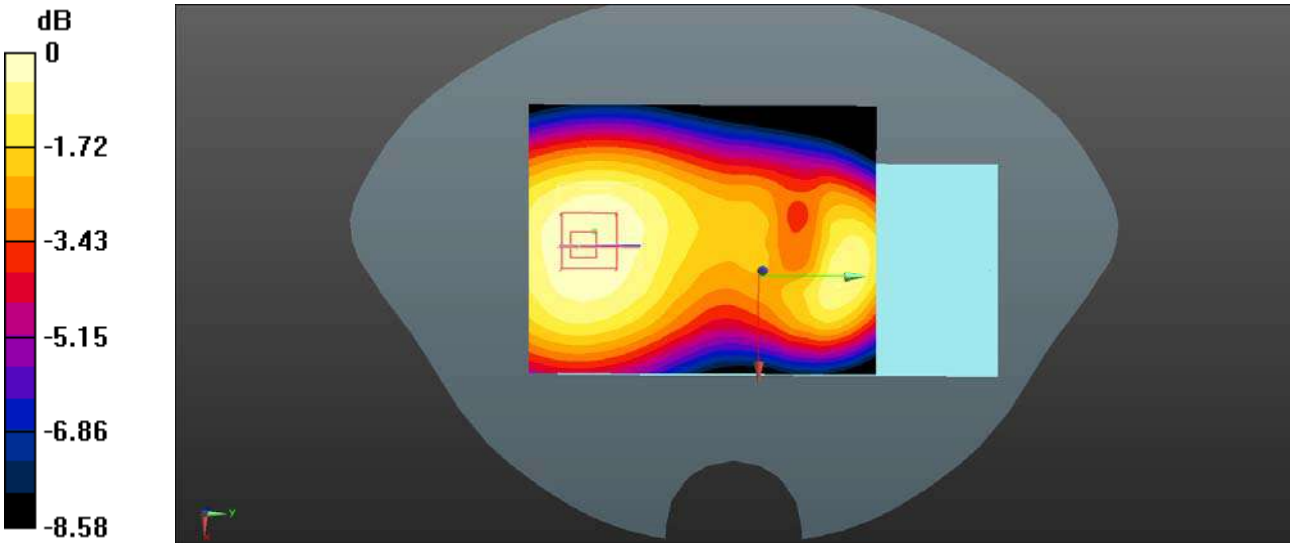

0 dB = 0.206 W/kg = -6.86 dBW/kg

Plot 93#: LTE Band 5 50%RB_ Body Front_Mid

DUT: Power 7S; Type: Smart Phone; Serial: SZNS220401-11969E-SA-S1

Communication System: UID 0, Generic FDD-LTE (0); Frequency: 836.5 MHz;Duty Cycle: 1:1
Medium parameters used (interpolated): f = 836.5 MHz; σ = 0.913 S/m; ε_r = 42.698; ρ = 1000 kg/m^3
Phantom section: Flat Section

DASY5 Configuration:

- Probe: EX3DV4 - SN3619; ConvF(8.5, 8.5, 8.5); Calibrated: 2021/08/25
- Sensor-Surface: 4mm (Mechanical Surface Detection)
- Electronics: DAE4 Sn1211; Calibrated: 2022/03/01
- Phantom: Twin SAM; Type: QD000P40CD; Serial: TP:1744
- Measurement SW: DASY52, Version 52.10 (4); SEMCAD X Version 14.6.14 (7501)

Body Front/LTE Band 5 50%RB Mid/Area Scan (71x91x1): Interpolated grid: dx=1.500 mm, dy=1.500 mm
Maximum value of SAR (interpolated) = 0.164 W/kg

Body Front/LTE Band 5 50%RB Mid/Zoom Scan (5x5x7)/Cube 0: Measurement grid: dx=8mm, dy=8mm, dz=5mm
Reference Value = 10.69 V/m; Power Drift = 0.07 dB
Peak SAR (extrapolated) = 0.198 W/kg
SAR(1 g) = 0.158 W/kg; SAR(10 g) = 0.120 W/kg
Maximum value of SAR (measured) = 0.165 W/kg

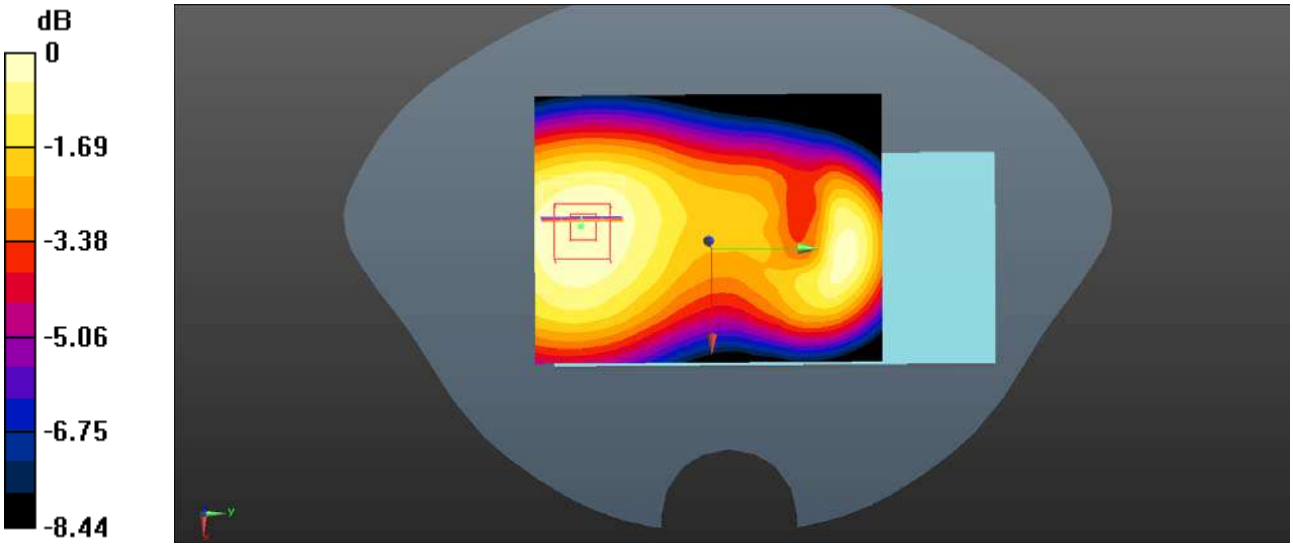

0 dB = 0.165 W/kg = -7.83 dBW/kg

Plot 94#: LTE Band 5 1RB_ Body Back_Low

DUT: Power 7S; Type: Smart Phone; Serial: SZNS220401-11969E-SA-S1

Communication System: UID 0, Generic FDD-LTE (0); Frequency: 829 MHz;Duty Cycle: 1:1
Medium parameters used (interpolated): f = 829 MHz; σ = 0.905 S/m; ε_r = 42.735; ρ = 1000 kg/m^3
Phantom section: Flat Section

DASY5 Configuration:

- Probe: EX3DV4 - SN3619; ConvF(8.5, 8.5, 8.5); Calibrated: 2021/08/25
- Sensor-Surface: 4mm (Mechanical Surface Detection)
- Electronics: DAE4 Sn1211; Calibrated: 2022/03/01
- Phantom: Twin SAM; Type: QD000P40CD; Serial: TP:1744
- Measurement SW: DASY52, Version 52.10 (4); SEMCAD X Version 14.6.14 (7501)

Body Back/LTE Band 5 1RB Low/Area Scan (71x91x1): Interpolated grid: dx=1.500 mm, dy=1.500 mm
Maximum value of SAR (interpolated) = 0.249 W/kg

Body Back/LTE Band 5 1RB Low/Zoom Scan (5x5x7)/Cube 0: Measurement grid: dx=8mm, dy=8mm, dz=5mm
Reference Value = 13.69 V/m; Power Drift = 0.02 dB
Peak SAR (extrapolated) = 0.304 W/kg
SAR(1 g) = 0.239 W/kg; SAR(10 g) = 0.178 W/kg
Maximum value of SAR (measured) = 0.249 W/kg

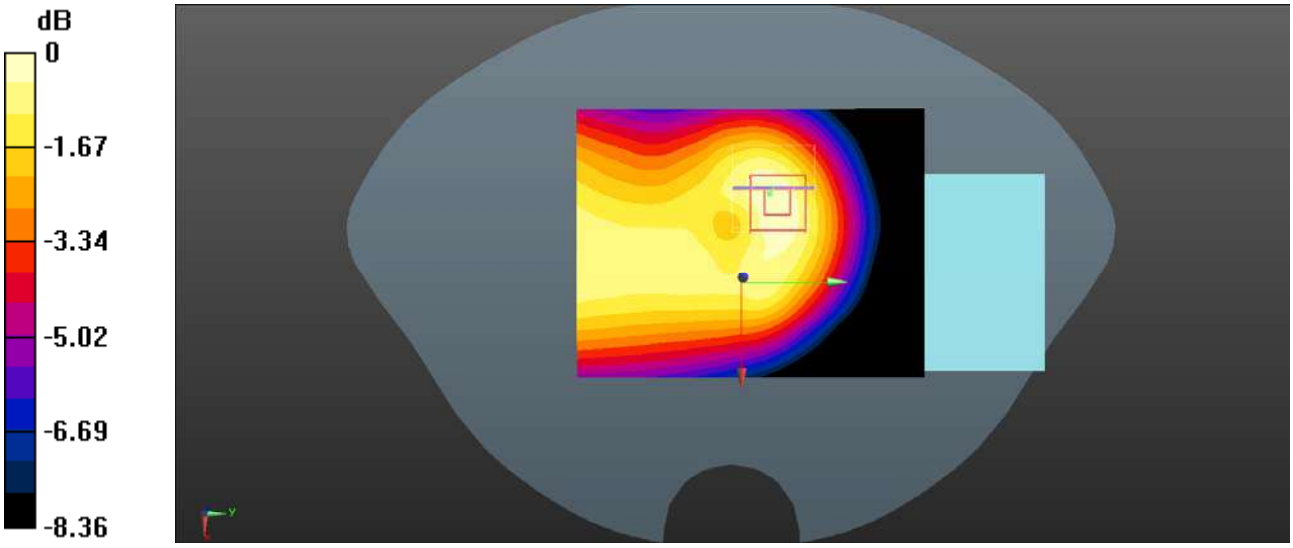

0 dB = 0.249 W/kg = -6.04 dBW/kg

Plot 95#: LTE Band 5 1RB_ Body Back_Mid

DUT: Power 7S; Type: Smart Phone; Serial: SZNS220401-11969E-SA-S1

Communication System: UID 0, Generic FDD-LTE (0); Frequency: 836.5 MHz;Duty Cycle: 1:1
Medium parameters used (interpolated): f = 836.5 MHz; σ = 0.913 S/m; ε_r = 42.698; ρ = 1000 kg/m^3
Phantom section: Flat Section

DASY5 Configuration:

- Probe: EX3DV4 - SN3619; ConvF(8.5, 8.5, 8.5); Calibrated: 2021/08/25
- Sensor-Surface: 4mm (Mechanical Surface Detection)
- Electronics: DAE4 Sn1211; Calibrated: 2022/03/01
- Phantom: Twin SAM; Type: QD000P40CD; Serial: TP:1744
- Measurement SW: DASY52, Version 52.10 (4); SEMCAD X Version 14.6.14 (7501)

Body Back/LTE Band 5 1RB Mid/Area Scan (71x91x1): Interpolated grid: dx=1.500 mm, dy=1.500 mm
Maximum value of SAR (interpolated) = 0.384 W/kg

Body Back/LTE Band 5 1RB Mid/Zoom Scan (5x5x7)/Cube 0: Measurement grid: dx=8mm, dy=8mm, dz=5mm
Reference Value = 15.59 V/m; Power Drift = -0.19 dB
Peak SAR (extrapolated) = 0.591 W/kg
SAR(1 g) = 0.354 W/kg; SAR(10 g) = 0.212 W/kg
Maximum value of SAR (measured) = 0.380 W/kg

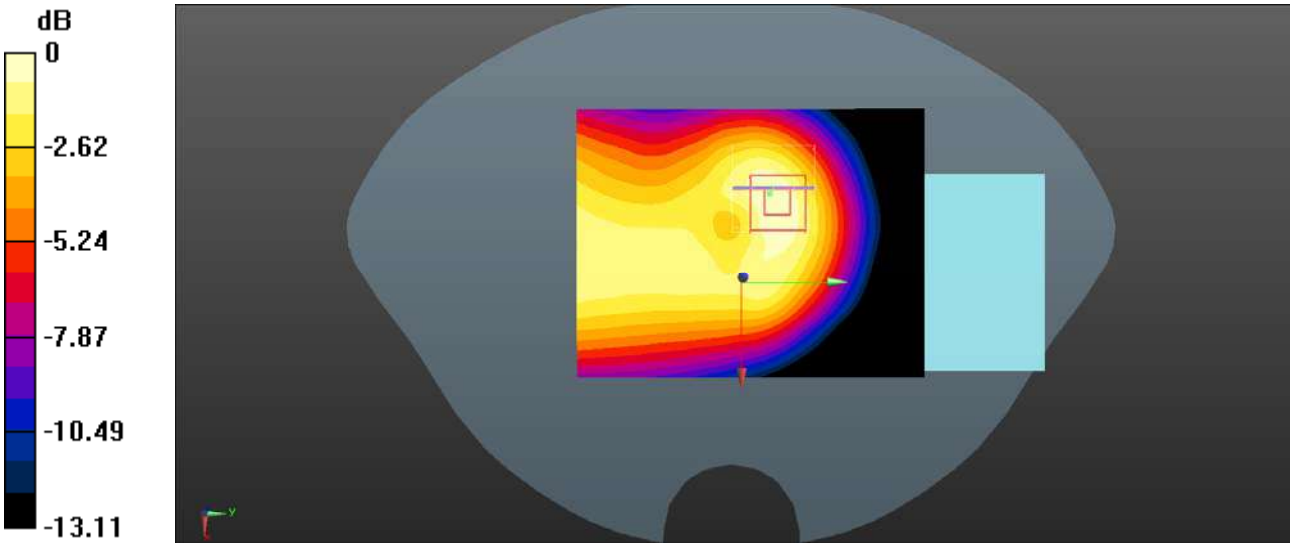

0 dB = 0.380 W/kg = -4.20 dBW/kg

Plot 96#: LTE Band 5 1RB_ Body Back_High

DUT: Power 7S; Type: Smart Phone; Serial: SZNS220401-11969E-SA-S1

Communication System: UID 0, Generic FDD-LTE (0); Frequency: 844 MHz;Duty Cycle: 1:1
Medium parameters used (interpolated): f = 844 MHz; σ = 0.909 S/m; ε_r = 42.683; ρ = 1000 kg/m^3
Phantom section: Flat Section

DASY5 Configuration:

- Probe: EX3DV4 - SN3619; ConvF(8.5, 8.5, 8.5); Calibrated: 2021/08/25
- Sensor-Surface: 4mm (Mechanical Surface Detection)
- Electronics: DAE4 Sn1211; Calibrated: 2022/03/01
- Phantom: Twin SAM; Type: QD000P40CD; Serial: TP:1744
- Measurement SW: DASY52, Version 52.10 (4); SEMCAD X Version 14.6.14 (7501)

Body Back/LTE Band 5 1RB High/Area Scan (71x91x1): Interpolated grid: dx=1.500 mm, dy=1.500 mm
Maximum value of SAR (interpolated) = 0.290 W/kg

Body Back/LTE Band 5 1RB High/Zoom Scan (5x5x7)/Cube 0: Measurement grid: dx=8mm, dy=8mm, dz=5mm
Reference Value = 15.05 V/m; Power Drift = 0.02 dB
Peak SAR (extrapolated) = 0.481 W/kg
SAR(1 g) = 0.289 W/kg; SAR(10 g) = 0.169 W/kg
Maximum value of SAR (measured) = 0.311 W/kg

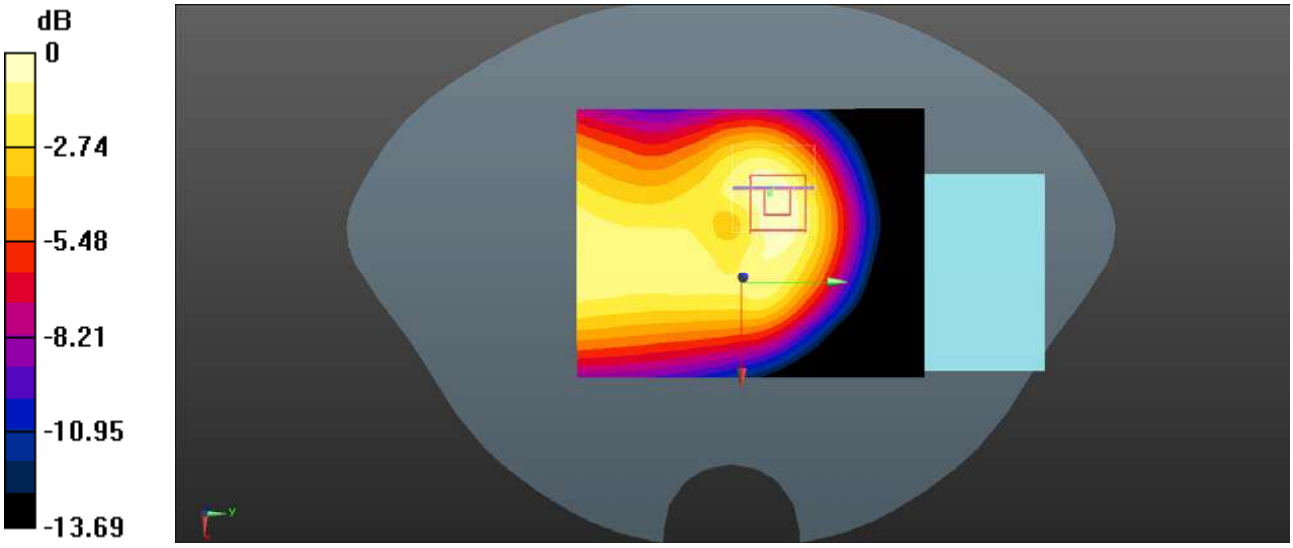

0 dB = 0.311 W/kg = -5.07 dBW/kg

Plot 97#: LTE Band 5 50%RB_ Body Back_Mid

DUT: Power 7S; Type: Smart Phone; Serial: SZNS220401-11969E-SA-S1

Communication System: UID 0, Generic FDD-LTE (0); Frequency: 836.5 MHz;Duty Cycle: 1:1
Medium parameters used (interpolated): f = 836.5 MHz; σ = 0.913 S/m; ε_r = 42.698; ρ = 1000 kg/m^3
Phantom section: Flat Section

DASY5 Configuration:

- Probe: EX3DV4 - SN3619; ConvF(8.5, 8.5, 8.5); Calibrated: 2021/08/25
- Sensor-Surface: 4mm (Mechanical Surface Detection)
- Electronics: DAE4 Sn1211; Calibrated: 2022/03/01
- Phantom: Twin SAM; Type: QD000P40CD; Serial: TP:1744
- Measurement SW: DASY52, Version 52.10 (4); SEMCAD X Version 14.6.14 (7501)

Body Back/LTE Band 5 50%RB Mid/Area Scan (71x91x1): Interpolated grid: dx=1.500 mm, dy=1.500 mm
Maximum value of SAR (interpolated) = 0.302 W/kg

Body Back/LTE Band 5 50%RB Mid/Zoom Scan (5x5x7)/Cube 0: Measurement grid: dx=8mm, dy=8mm, dz=5mm
Reference Value = 12.94 V/m; Power Drift = -0.10 dB
Peak SAR (extrapolated) = 0.465 W/kg
SAR(1 g) = 0.277 W/kg; SAR(10 g) = 0.164 W/kg
Maximum value of SAR (measured) = 0.300 W/kg

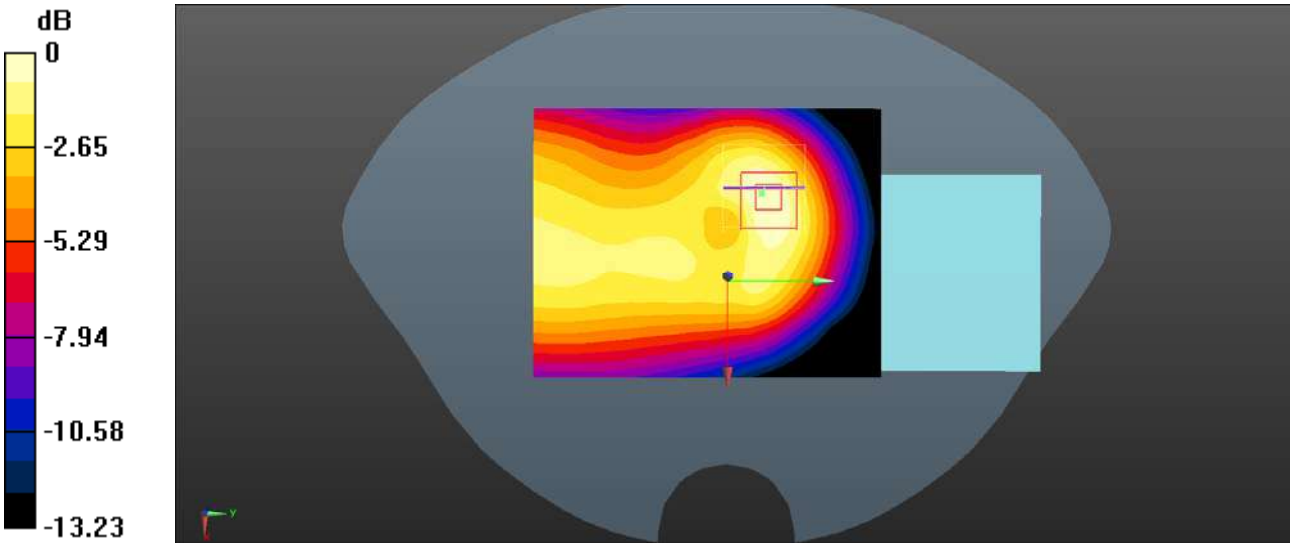

0 dB = 0.300 W/kg = -5.23 dBW/kg

Plot 98#: LTE Band 5 1RB_ Body Left_Mid

DUT: Power 7S; Type: Smart Phone; Serial: SZNS220401-11969E-SA-S1

Communication System: UID 0, Generic FDD-LTE (0); Frequency: 836.5 MHz;Duty Cycle: 1:1
Medium parameters used (interpolated): f = 836.5 MHz; σ = 0.913 S/m; ε_r = 42.698; ρ = 1000 kg/m^3
Phantom section: Flat Section

DASY5 Configuration:

- Probe: EX3DV4 - SN3619; ConvF(8.5, 8.5, 8.5); Calibrated: 2021/08/25
- Sensor-Surface: 4mm (Mechanical Surface Detection)
- Electronics: DAE4 Sn1211; Calibrated: 2022/03/01
- Phantom: Twin SAM; Type: QD000P40CD; Serial: TP:1744
- Measurement SW: DASY52, Version 52.10 (4); SEMCAD X Version 14.6.14 (7501)

Body Left/LTE Band 5 1RB Mid/Area Scan (71x91x1): Interpolated grid: dx=1.500 mm, dy=1.500 mm
Maximum value of SAR (interpolated) = 0.104 W/kg

Body Left/LTE Band 5 1RB Mid/Zoom Scan (5x5x7)/Cube 0: Measurement grid: dx=8mm, dy=8mm, dz=5mm
Reference Value = 9.984 V/m; Power Drift = 0.10 dB
Peak SAR (extrapolated) = 0.138 W/kg
SAR(1 g) = 0.099 W/kg; SAR(10 g) = 0.068 W/kg
Maximum value of SAR (measured) = 0.106 W/kg

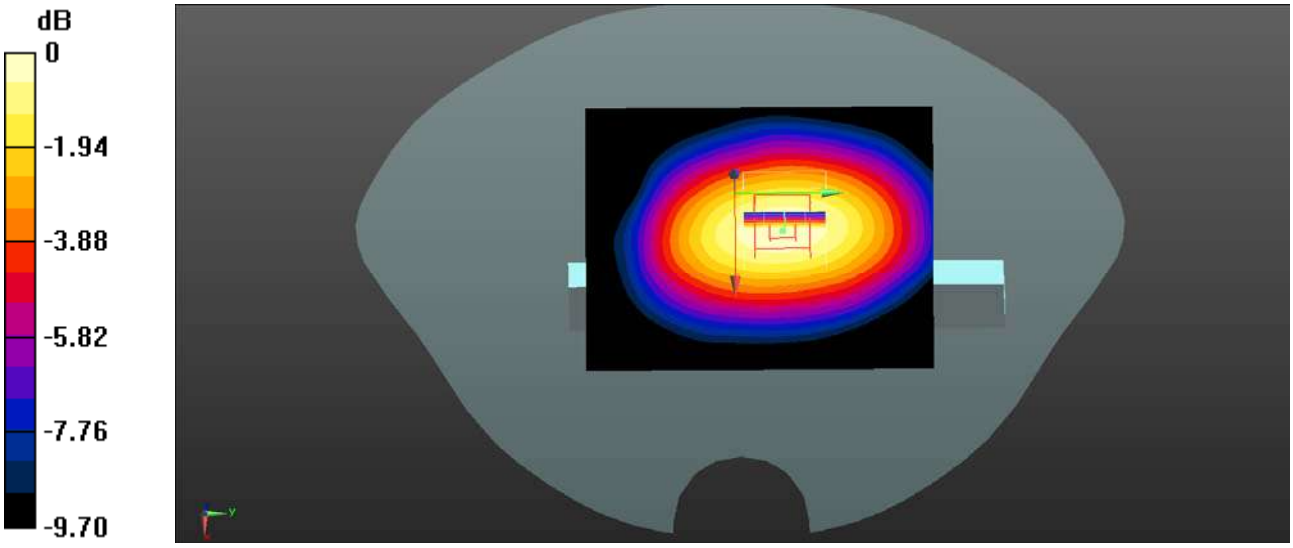

0 dB = 0.106 W/kg = -9.75 dBW/kg

Plot 99#: LTE Band 5 50%RB_ Body Left_Mid

DUT: Power 7S; Type: Smart Phone; Serial: SZNS220401-11969E-SA-S1

Communication System: UID 0, Generic FDD-LTE (0); Frequency: 836.5 MHz;Duty Cycle: 1:1
Medium parameters used (interpolated): f = 836.5 MHz; σ = 0.913 S/m; ε_r = 42.698; ρ = 1000 kg/m^3
Phantom section: Flat Section

DASY5 Configuration:

- Probe: EX3DV4 - SN3619; ConvF(8.5, 8.5, 8.5); Calibrated: 2021/08/25
- Sensor-Surface: 4mm (Mechanical Surface Detection)
- Electronics: DAE4 Sn1211; Calibrated: 2022/03/01
- Phantom: Twin SAM; Type: QD000P40CD; Serial: TP:1744
- Measurement SW: DASY52, Version 52.10 (4); SEMCAD X Version 14.6.14 (7501)

Body Left/LTE Band 5 50%RB Mid/Area Scan (71x91x1): Interpolated grid: dx=1.500 mm, dy=1.500 mm
Maximum value of SAR (interpolated) = 0.0827 W/kg

Body Left/LTE Band 5 50%RB Mid/Zoom Scan (5x5x7)/Cube 0: Measurement grid: dx=8mm, dy=8mm, dz=5mm
Reference Value = 8.901 V/m; Power Drift = 0.05 dB
Peak SAR (extrapolated) = 0.109 W/kg
SAR(1 g) = 0.079 W/kg; SAR(10 g) = 0.054 W/kg
Maximum value of SAR (measured) = 0.0835 W/kg

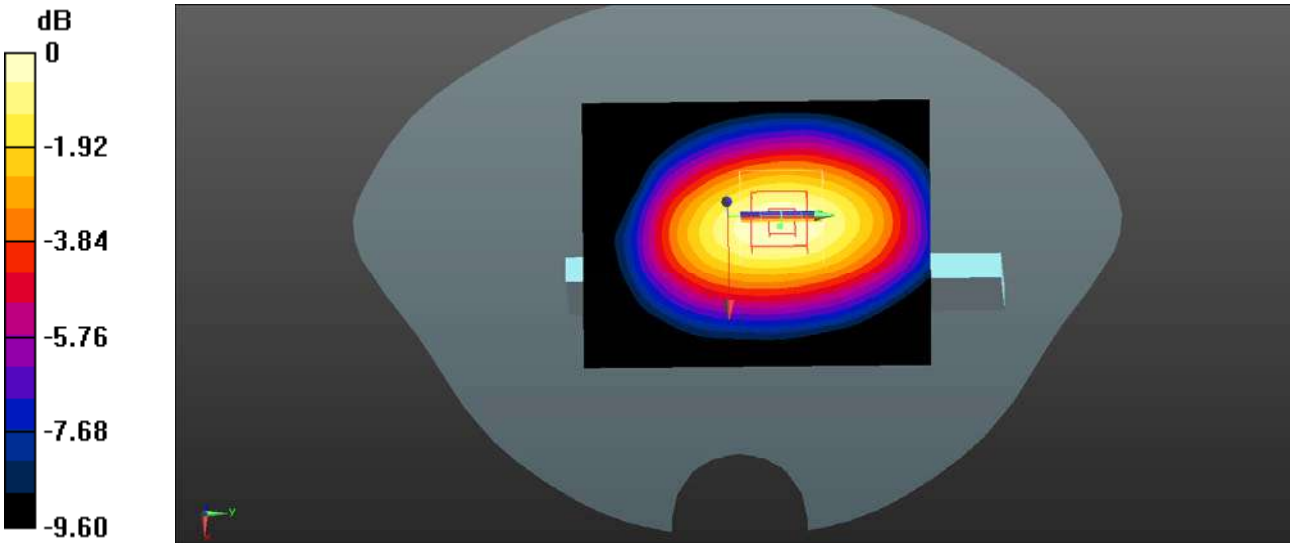

0 dB = 0.0835 W/kg = -10.78 dBW/kg

Plot 100#: LTE Band 5 1RB_ Body Right_Mid

DUT: Power 7S; Type: Smart Phone; Serial: SZNS220401-11969E-SA-S1

Communication System: UID 0, Generic FDD-LTE (0); Frequency: 836.5 MHz;Duty Cycle: 1:1
Medium parameters used (interpolated): f = 836.5 MHz; σ = 0.913 S/m; ε_r = 42.698; ρ = 1000 kg/m^3
Phantom section: Flat Section

DASY5 Configuration:

- Probe: EX3DV4 - SN3619; ConvF(8.5, 8.5, 8.5); Calibrated: 2021/08/25
- Sensor-Surface: 4mm (Mechanical Surface Detection)
- Electronics: DAE4 Sn1211; Calibrated: 2022/03/01
- Phantom: Twin SAM; Type: QD000P40CD; Serial: TP:1744
- Measurement SW: DASY52, Version 52.10 (4); SEMCAD X Version 14.6.14 (7501)

Body Right/LTE Band 5 1RB Mid/Area Scan (71x91x1): Interpolated grid: dx=1.500 mm, dy=1.500 mm
Maximum value of SAR (interpolated) = 0.212 W/kg

Body Right/LTE Band 5 1RB Mid/Zoom Scan (5x5x7)/Cube 0: Measurement grid: dx=8mm, dy=8mm, dz=5mm
Reference Value = 15.04 V/m; Power Drift = 0.06 dB
Peak SAR (extrapolated) = 0.274 W/kg
SAR(1 g) = 0.201 W/kg; SAR(10 g) = 0.140 W/kg
Maximum value of SAR (measured) = 0.211 W/kg

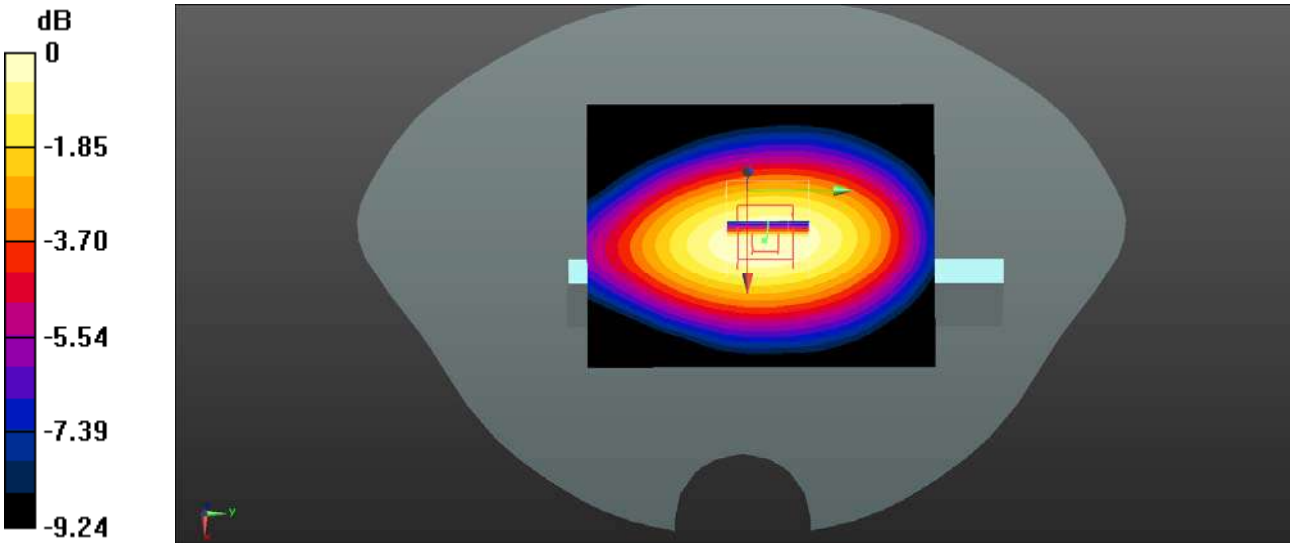

0 dB = 0.211 W/kg = -6.76 dBW/kg

Plot 101#: LTE Band 5 50%RB_ Body Right_Mid

DUT: Power 7S; Type: Smart Phone; Serial: SZNS220401-11969E-SA-S1

Communication System: UID 0, Generic FDD-LTE (0); Frequency: 836.5 MHz;Duty Cycle: 1:1
Medium parameters used (interpolated): f = 836.5 MHz; σ = 0.913 S/m; ε_r = 42.698; ρ = 1000 kg/m^3
Phantom section: Flat Section

DASY5 Configuration:

- Probe: EX3DV4 - SN3619; ConvF(8.5, 8.5, 8.5); Calibrated: 2021/08/25
- Sensor-Surface: 4mm (Mechanical Surface Detection)
- Electronics: DAE4 Sn1211; Calibrated: 2022/03/01
- Phantom: Twin SAM; Type: QD000P40CD; Serial: TP:1744
- Measurement SW: DASY52, Version 52.10 (4); SEMCAD X Version 14.6.14 (7501)

Body Right/LTE Band 5 50%RB Mid/Area Scan (71x91x1): Interpolated grid: dx=1.500 mm, dy=1.500 mm
Maximum value of SAR (interpolated) = 0.172 W/kg

Body Right/LTE Band 5 50%RB Mid/Zoom Scan (5x5x7)/Cube 0: Measurement grid: dx=8mm, dy=8mm, dz=5mm
Reference Value = 13.69 V/m; Power Drift = -0.01 dB
Peak SAR (extrapolated) = 0.224 W/kg
SAR(1 g) = 0.164 W/kg; SAR(10 g) = 0.114 W/kg
Maximum value of SAR (measured) = 0.173 W/kg

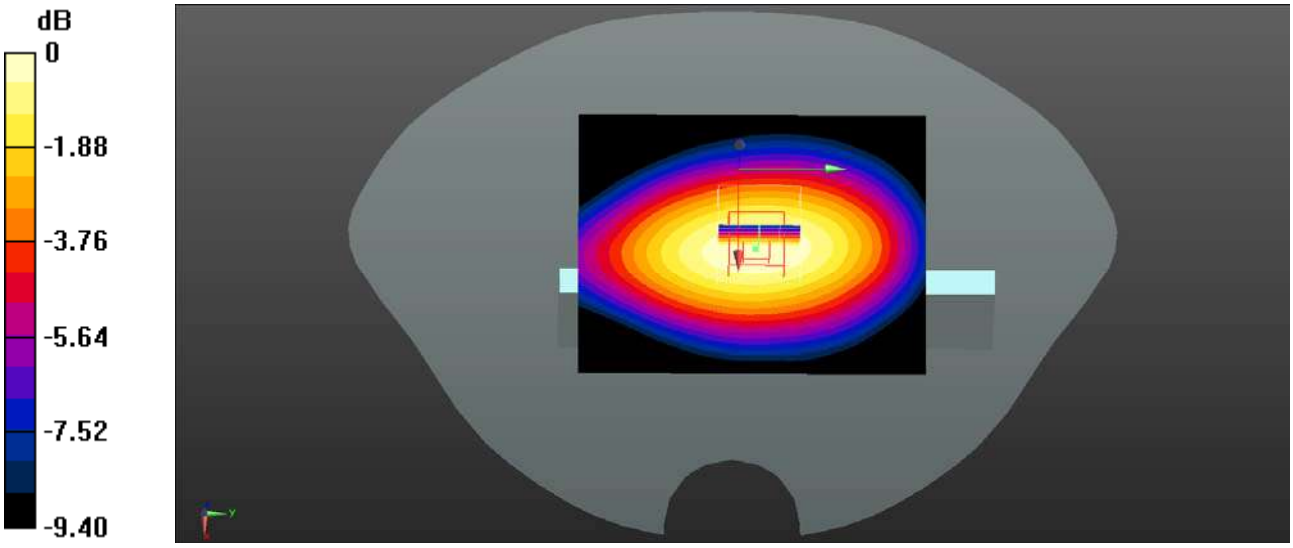

0 dB = 0.173 W/kg = -7.62 dBW/kg

Plot 102#: LTE Band 5 1RB_ Body Bottom_Mid

DUT: Power 7S; Type: Smart Phone; Serial: SZNS220401-11969E-SA-S1

Communication System: UID 0, Generic FDD-LTE (0); Frequency: 836.5 MHz;Duty Cycle: 1:1
Medium parameters used (interpolated): f = 836.5 MHz; σ = 0.913 S/m; ε_r = 42.698; ρ = 1000 kg/m^3
Phantom section: Flat Section

DASY5 Configuration:

- Probe: EX3DV4 - SN3619; ConvF(8.5, 8.5, 8.5); Calibrated: 2021/08/25
- Sensor-Surface: 4mm (Mechanical Surface Detection)
- Electronics: DAE4 Sn1211; Calibrated: 2022/03/01
- Phantom: Twin SAM; Type: QD000P40CD; Serial: TP:1744
- Measurement SW: DASY52, Version 52.10 (4); SEMCAD X Version 14.6.14 (7501)

Body Bottom/LTE Band 5 1RB Mid/Area Scan (71x91x1): Interpolated grid: dx=1.500 mm, dy=1.500 mm
Maximum value of SAR (interpolated) = 0.259 W/kg

Body Bottom/LTE Band 5 1RB Mid/Zoom Scan (5x5x7)/Cube 0: Measurement grid: dx=8mm, dy=8mm, dz=5mm
Reference Value = 16.93 V/m; Power Drift = -0.04 dB
Peak SAR (extrapolated) = 0.423 W/kg
SAR(1 g) = 0.235 W/kg; SAR(10 g) = 0.126 W/kg
Maximum value of SAR (measured) = 0.259 W/kg

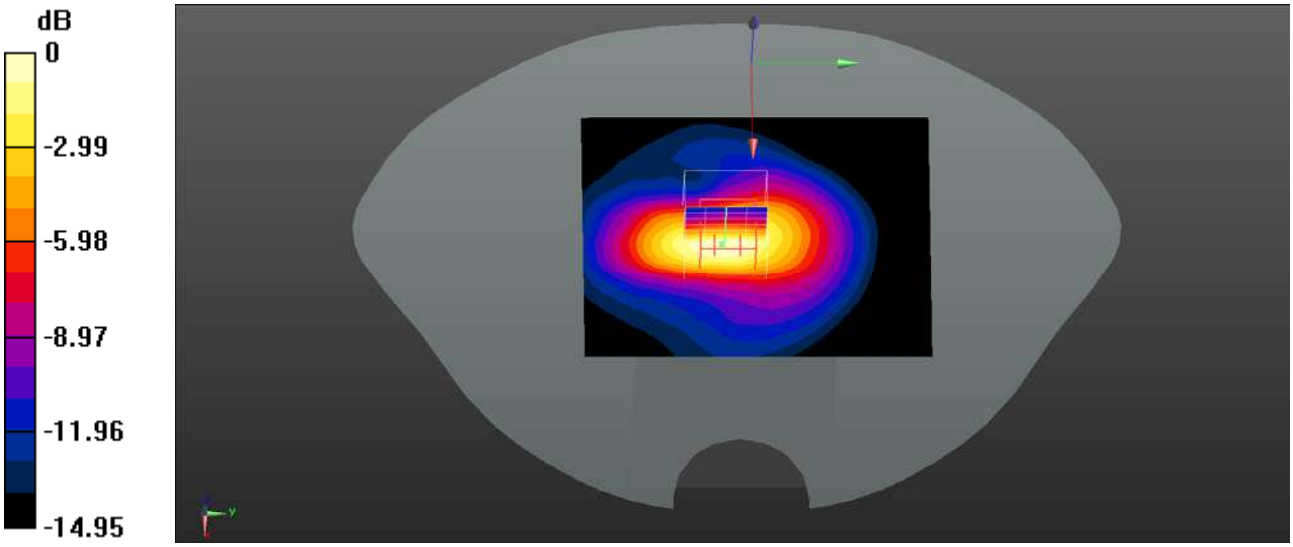

0 dB = 0.259 W/kg = -5.87 dBW/kg

Plot 103#: LTE Band 5 50%RB_ Body Bottom_Mid

DUT: Power 7S; Type: Smart Phone; Serial: SZNS220401-11969E-SA-S1

Communication System: UID 0, Generic FDD-LTE (0); Frequency: 836.5 MHz;Duty Cycle: 1:1
Medium parameters used (interpolated): f = 836.5 MHz; σ = 0.913 S/m; ε_r = 42.698; ρ = 1000 kg/m^3
Phantom section: Flat Section

DASY5 Configuration:

- Probe: EX3DV4 - SN3619; ConvF(8.5, 8.5, 8.5); Calibrated: 2021/08/25
- Sensor-Surface: 4mm (Mechanical Surface Detection)
- Electronics: DAE4 Sn1211; Calibrated: 2022/03/01
- Phantom: Twin SAM; Type: QD000P40CD; Serial: TP:1744
- Measurement SW: DASY52, Version 52.10 (4); SEMCAD X Version 14.6.14 (7501)

Body Bottom/LTE Band 5 50%RB Mid/Area Scan (71x91x1): Interpolated grid: dx=1.500 mm, dy=1.500 mm
Maximum value of SAR (interpolated) = 0.214 W/kg

Body Bottom/LTE Band 5 50%RB Mid/Zoom Scan (5x5x7)/Cube 0: Measurement grid: dx=8mm, dy=8mm, dz=5mm
Reference Value = 15.36 V/m; Power Drift = -0.02 dB
Peak SAR (extrapolated) = 0.354 W/kg
SAR(1 g) = 0.195 W/kg; SAR(10 g) = 0.105 W/kg
Maximum value of SAR (measured) = 0.216 W/kg

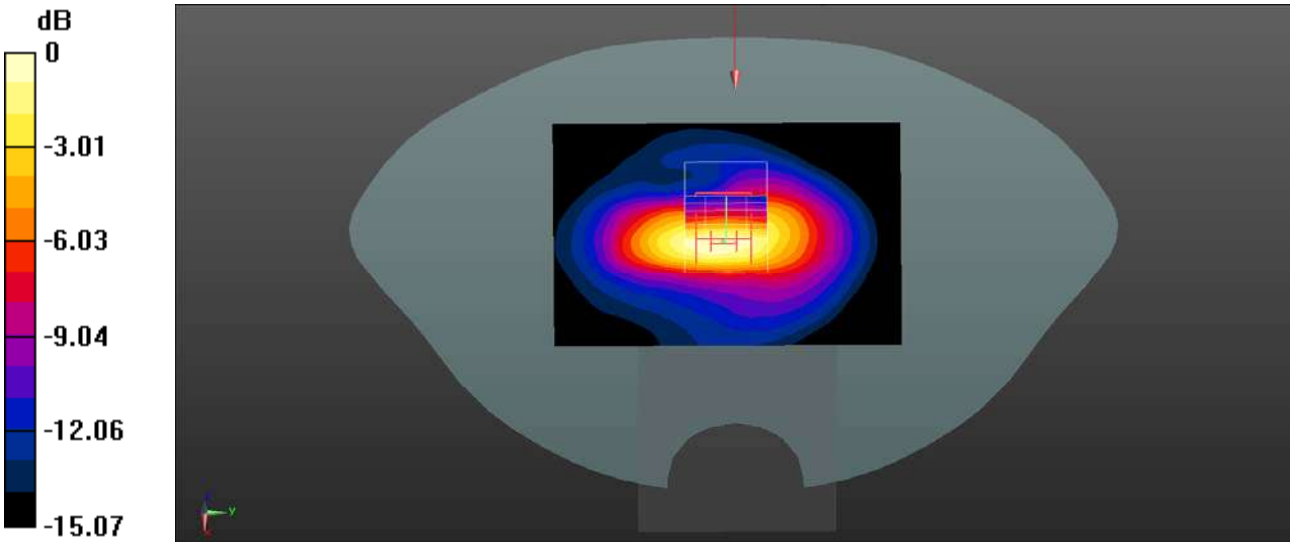

0 dB = 0.216 W/kg = -6.66 dBW/kg

Plot 104#: LTE Band 12 1RB_ Head Left Cheek_Mid

DUT: Power 7S; Type: Smart Phone; Serial: SZNS220401-11969E-SA-S1

Communication System: UID 0, Generic FDD-LTE (0); Frequency: 707.5 MHz;Duty Cycle: 1:1
Medium parameters used (interpolated): f = 707.5 MHz; σ = 0.878 S/m; ε_r = 43.028; ρ = 1000 kg/m^3
Phantom section: Left Section

DASY5 Configuration:

- Probe: EX3DV4 - SN3619; ConvF(8.63, 8.63, 8.63); Calibrated: 2021/08/25
- Sensor-Surface: 4mm (Mechanical Surface Detection)
- Electronics: DAE4 Sn1211; Calibrated: 2022/03/01
- Phantom: Twin SAM; Type: QD000P40CD; Serial: TP:1744
- Measurement SW: DASY52, Version 52.10 (4); SEMCAD X Version 14.6.14 (7501)

Head Left Cheek/LTE Band 12 1RB Mid/Area Scan (71x91x1): Interpolated grid: dx=1.500 mm, dy=1.500 mm
Maximum value of SAR (interpolated) = 0.157 W/kg

Head Left Cheek/LTE Band 12 1RB Mid/Zoom Scan (5x5x7)/Cube 0: Measurement grid: dx=8mm, dy=8mm, dz=5mm
Reference Value = 4.073 V/m; Power Drift = 0.09 dB
Peak SAR (extrapolated) = 0.183 W/kg
SAR(1 g) = 0.155 W/kg; SAR(10 g) = 0.121 W/kg
Maximum value of SAR (measured) = 0.158 W/kg

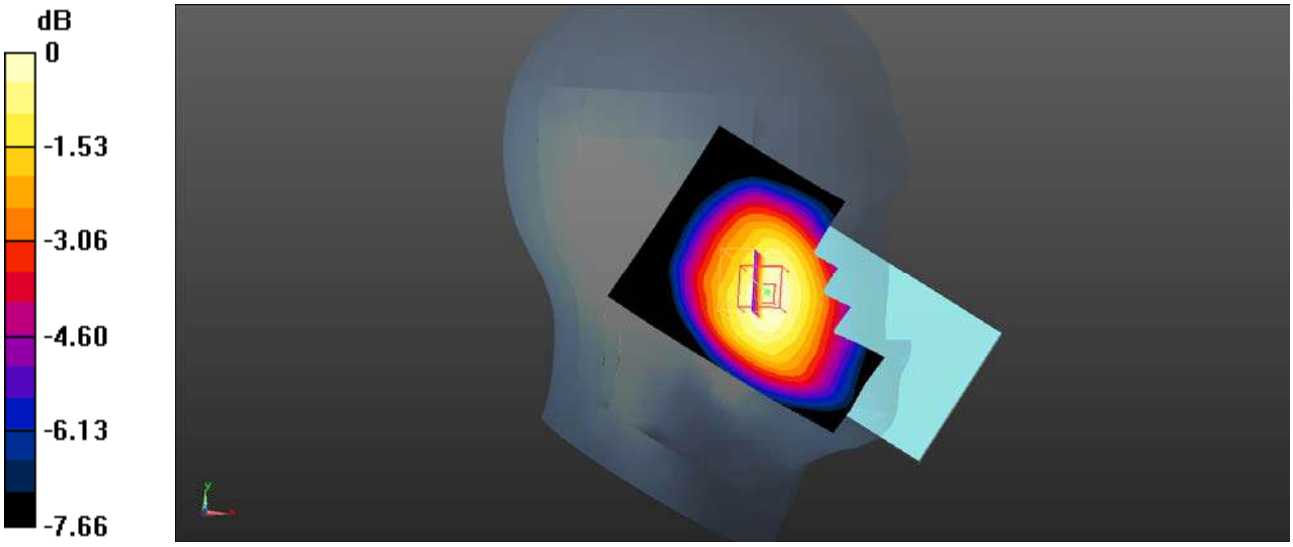

0 dB = 0.158 W/kg = -8.01 dBW/kg

Plot 105#: LTE Band 12 50%RB_ Head Left Cheek_Mid

DUT: Power 7S; Type: Smart Phone; Serial: SZNS220401-11969E-SA-S1

Communication System: UID 0, Generic FDD-LTE (0); Frequency: 707.5 MHz;Duty Cycle: 1:1
Medium parameters used (interpolated): f = 707.5 MHz; σ = 0.878 S/m; ε_r = 43.028; ρ = 1000 kg/m^3
Phantom section: Left Section

DASY5 Configuration:

- Probe: EX3DV4 - SN3619; ConvF(8.63, 8.63, 8.63); Calibrated: 2021/08/25
- Sensor-Surface: 4mm (Mechanical Surface Detection)
- Electronics: DAE4 Sn1211; Calibrated: 2022/03/01
- Phantom: Twin SAM; Type: QD000P40CD; Serial: TP:1744
- Measurement SW: DASY52, Version 52.10 (4); SEMCAD X Version 14.6.14 (7501)

Head Left Cheek/LTE Band 12 50%RB Mid/Area Scan (71x91x1): Interpolated grid: dx=1.500 mm, dy=1.500 mm
Maximum value of SAR (interpolated) = 0.133 W/kg

Head Left Cheek/LTE Band 12 50%RB Mid/Zoom Scan (5x5x7)/Cube 0: Measurement grid: dx=8mm, dy=8mm, dz=5mm
Reference Value = 3.737 V/m; Power Drift = -0.12 dB
Peak SAR (extrapolated) = 0.158 W/kg
SAR(1 g) = 0.133 W/kg; SAR(10 g) = 0.104 W/kg
Maximum value of SAR (measured) = 0.136 W/kg

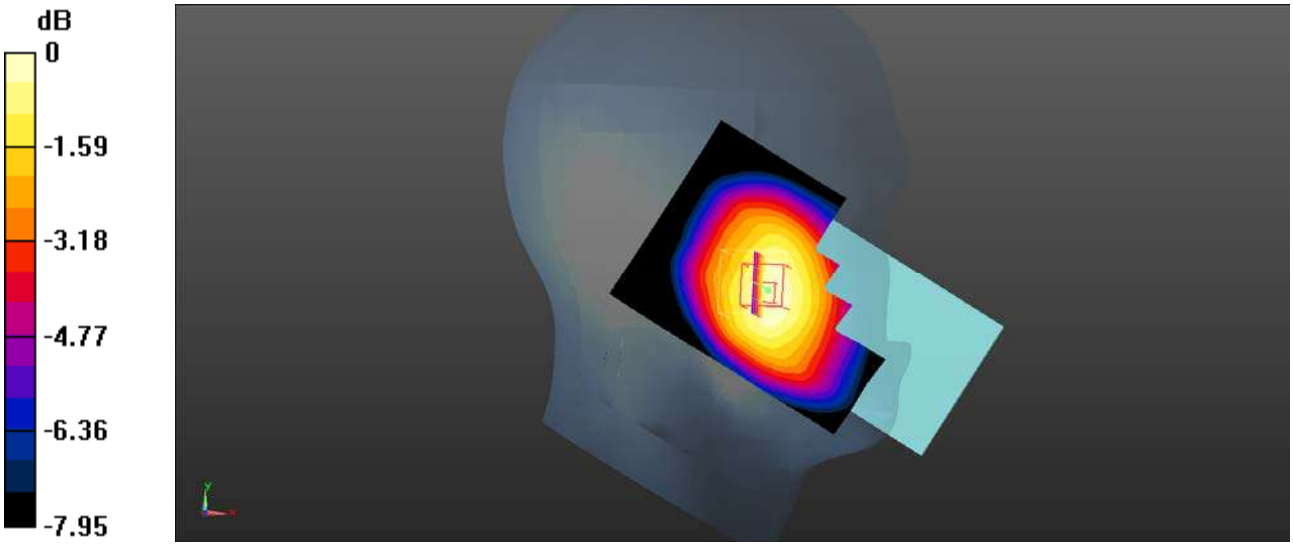

0 dB = 0.136 W/kg = -8.66 dBW/kg

Plot 106#: LTE Band 12 1RB_ Head Left Tilt_Mid

DUT: Power 7S; Type: Smart Phone; Serial: SZNS220401-11969E-SA-S1

Communication System: UID 0, Generic FDD-LTE (0); Frequency: 707.5 MHz;Duty Cycle: 1:1
Medium parameters used (interpolated): f = 707.5 MHz; σ = 0.878 S/m; ε_r = 43.028; ρ = 1000 kg/m^3
Phantom section: Left Section

DASY5 Configuration:

- Probe: EX3DV4 - SN3619; ConvF(8.63, 8.63, 8.63); Calibrated: 2021/08/25
- Sensor-Surface: 4mm (Mechanical Surface Detection)
- Electronics: DAE4 Sn1211; Calibrated: 2022/03/01
- Phantom: Twin SAM; Type: QD000P40CD; Serial: TP:1744
- Measurement SW: DASY52, Version 52.10 (4); SEMCAD X Version 14.6.14 (7501)

Head Left Tilt/LTE Band 12 1RB Mid/Area Scan (71x91x1): Interpolated grid: dx=1.500 mm, dy=1.500 mm
Maximum value of SAR (interpolated) = 0.102 W/kg

Head Left Tilt/LTE Band 12 1RB Mid/Zoom Scan (5x5x7)/Cube 0: Measurement grid: dx=8mm, dy=8mm, dz=5mm
Reference Value = 7.651 V/m; Power Drift = -0.04 dB
Peak SAR (extrapolated) = 0.116 W/kg
SAR(1 g) = 0.102 W/kg; SAR(10 g) = 0.081 W/kg
Maximum value of SAR (measured) = 0.103 W/kg



0 dB = 0.103 W/kg = -9.87 dBW/kg

Plot 107#: LTE Band 12 50%RB_ Head Left Tilt_Mid

DUT: Power 7S; Type: Smart Phone; Serial: SZNS220401-11969E-SA-S1

Communication System: UID 0, Generic FDD-LTE (0); Frequency: 707.5 MHz;Duty Cycle: 1:1
Medium parameters used (interpolated): f = 707.5 MHz; σ = 0.878 S/m; ε_r = 43.028; ρ = 1000 kg/m^3
Phantom section: Left Section

DASY5 Configuration:

- Probe: EX3DV4 - SN3619; ConvF(8.63, 8.63, 8.63); Calibrated: 2021/08/25
- Sensor-Surface: 4mm (Mechanical Surface Detection)
- Electronics: DAE4 Sn1211; Calibrated: 2022/03/01
- Phantom: Twin SAM; Type: QD000P40CD; Serial: TP:1744
- Measurement SW: DASY52, Version 52.10 (4); SEMCAD X Version 14.6.14 (7501)

Head Left Tilt/LTE Band 12 50%RB Mid/Area Scan (71x91x1): Interpolated grid: dx=1.500 mm, dy=1.500 mm
Maximum value of SAR (interpolated) = 0.0923 W/kg

Head Left Tilt/LTE Band 12 50%RB Mid/Zoom Scan (5x5x7)/Cube 0: Measurement grid: dx=8mm, dy=8mm, dz=5mm
Reference Value = 6.831 V/m; Power Drift = 0.07 dB
Peak SAR (extrapolated) = 0.106 W/kg
SAR(1 g) = 0.088 W/kg; SAR(10 g) = 0.071 W/kg
Maximum value of SAR (measured) = 0.0907 W/kg



0 dB = 0.0907 W/kg = -10.42 dBW/kg

Plot 108#: LTE Band 12 1RB_ Head Right CheekLow

DUT: Power 7S; Type: Smart Phone; Serial: SZNS220401-11969E-SA-S1

Communication System: UID 0, Generic FDD-LTE (0); Frequency: 704 MHz;Duty Cycle: 1:1
Medium parameters used (interpolated): f = 704 MHz; σ = 0.875 S/m; ε_r = 43.062; ρ = 1000 kg/m^3
Phantom section: Right Section

DASY5 Configuration:

- Probe: EX3DV4 - SN3619; ConvF(8.63, 8.63, 8.63); Calibrated: 2021/08/25
- Sensor-Surface: 4mm (Mechanical Surface Detection)
- Electronics: DAE4 Sn1211; Calibrated: 2022/03/01
- Phantom: Twin SAM; Type: QD000P40CD; Serial: TP:1744
- Measurement SW: DASY52, Version 52.10 (4); SEMCAD X Version 14.6.14 (7501)

Head Right Cheek/LTE Band 12 1RB Low/Area Scan (71x91x1): Interpolated grid: dx=1.500 mm, dy=1.500 mm
Maximum value of SAR (interpolated) = 0.155 W/kg

Head Right Cheek/LTE Band 12 1RB Low/Zoom Scan (5x5x7)/Cube 0: Measurement grid: dx=8mm, dy=8mm, dz=5mm
Reference Value = 4.121 V/m; Power Drift = 0.06 dB
Peak SAR (extrapolated) = 0.180 W/kg
SAR(1 g) = 0.153 W/kg; SAR(10 g) = 0.119 W/kg
Maximum value of SAR (measured) = 0.155 W/kg

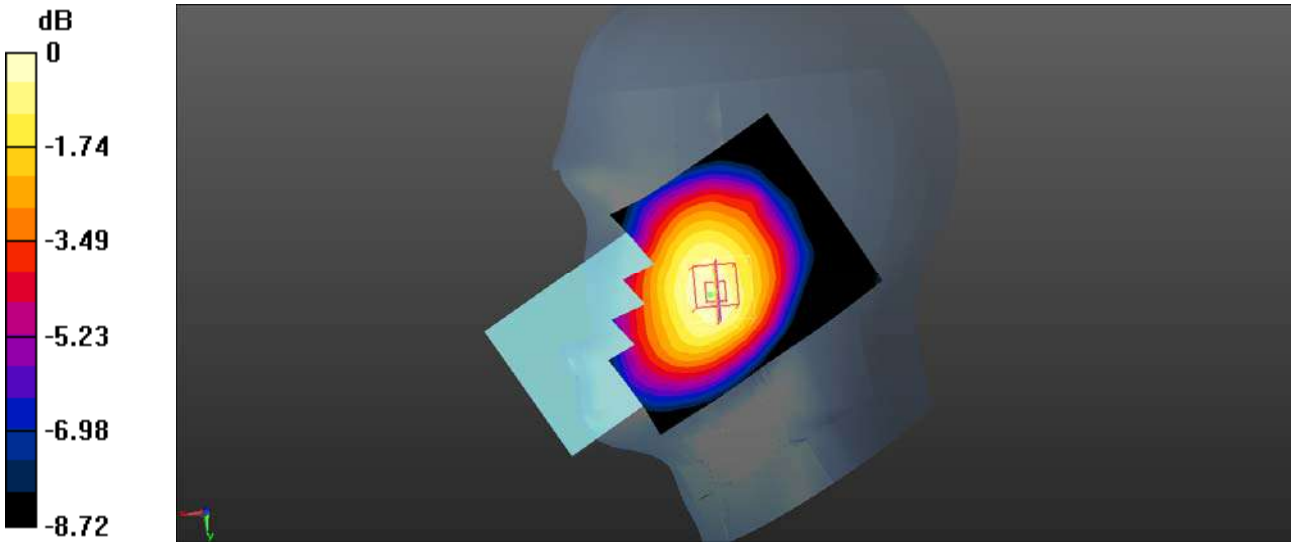

0 dB = 0.155 W/kg = -8.10 dBW/kg

Plot 109#: LTE Band 12 1RB_ Head Right Cheek_Mid

DUT: Power 7S; Type: Smart Phone; Serial: SZNS220401-11969E-SA-S1

Communication System: UID 0, Generic FDD-LTE (0); Frequency: 707.5 MHz;Duty Cycle: 1:1
Medium parameters used (interpolated): f = 707.5 MHz; σ = 0.878 S/m; ε_r = 43.028; ρ = 1000 kg/m^3
Phantom section: Right Section

DASY5 Configuration:

- Probe: EX3DV4 - SN3619; ConvF(8.63, 8.63, 8.63); Calibrated: 2021/08/25
- Sensor-Surface: 4mm (Mechanical Surface Detection)
- Electronics: DAE4 Sn1211; Calibrated: 2022/03/01
- Phantom: Twin SAM; Type: QD000P40CD; Serial: TP:1744
- Measurement SW: DASY52, Version 52.10 (4); SEMCAD X Version 14.6.14 (7501)

Head Right Cheek/LTE Band 12 1RB Mid/Area Scan (71x91x1): Interpolated grid: dx=1.500 mm, dy=1.500 mm
Maximum value of SAR (interpolated) = 0.174 W/kg

Head Right Cheek/LTE Band 12 1RB Mid/Zoom Scan (5x5x7)/Cube 0: Measurement grid: dx=8mm, dy=8mm, dz=5mm
Reference Value = 5.256 V/m; Power Drift = -0.20 dB
Peak SAR (extrapolated) = 0.196 W/kg
SAR(1 g) = 0.165 W/kg; SAR(10 g) = 0.127 W/kg
Maximum value of SAR (measured) = 0.168 W/kg



0 dB = 0.168 W/kg = -7.75 dBW/kg

Plot 110#: LTE Band 12 1RB_ Head Right Cheek_High

DUT: Power 7S; Type: Smart Phone; Serial: SZNS220401-11969E-SA-S1

Communication System: UID 0, Generic FDD-LTE (0); Frequency: 711 MHz;Duty Cycle: 1:1
Medium parameters used (interpolated): f = 711 MHz; σ = 0.882 S/m; ε_r = 42.979; ρ = 1000 kg/m^3
Phantom section: Right Section

DASY5 Configuration:

- Probe: EX3DV4 - SN3619; ConvF(8.63, 8.63, 8.63); Calibrated: 2021/08/25
- Sensor-Surface: 4mm (Mechanical Surface Detection)
- Electronics: DAE4 Sn1211; Calibrated: 2022/03/01
- Phantom: Twin SAM; Type: QD000P40CD; Serial: TP:1744
- Measurement SW: DASY52, Version 52.10 (4); SEMCAD X Version 14.6.14 (7501)

Head Right Cheek/LTE Band 12 1RB High/Area Scan (71x91x1): Interpolated grid: dx=1.500 mm, dy=1.500 mm
Maximum value of SAR (interpolated) = 0.190 W/kg

Head Right Cheek/LTE Band 12 1RB High/Zoom Scan (5x5x7)/Cube 0: Measurement grid: dx=8mm, dy=8mm, dz=5mm
Reference Value = 4.758 V/m; Power Drift = -0.05 dB
Peak SAR (extrapolated) = 0.225 W/kg
SAR(1 g) = 0.183 W/kg; SAR(10 g) = 0.141 W/kg
Maximum value of SAR (measured) = 0.187 W/kg



0 dB = 0.187 W/kg = -7.28 dBW/kg

Plot 111#: LTE Band 12 50%RB_ Head Right Cheek_Mid

DUT: Power 7S; Type: Smart Phone; Serial: SZNS220401-11969E-SA-S1

Communication System: UID 0, Generic FDD-LTE (0); Frequency: 707.5 MHz;Duty Cycle: 1:1
Medium parameters used (interpolated): f = 707.5 MHz; σ = 0.878 S/m; ε_r = 43.028; ρ = 1000 kg/m^3
Phantom section: Right Section

DASY5 Configuration:

- Probe: EX3DV4 - SN3619; ConvF(8.63, 8.63, 8.63); Calibrated: 2021/08/25
- Sensor-Surface: 4mm (Mechanical Surface Detection)
- Electronics: DAE4 Sn1211; Calibrated: 2022/03/01
- Phantom: Twin SAM; Type: QD000P40CD; Serial: TP:1744
- Measurement SW: DASY52, Version 52.10 (4); SEMCAD X Version 14.6.14 (7501)

Head Right Cheek/LTE Band 12 50%RB Mid/Area Scan (71x91x1): Interpolated grid: dx=1.500 mm, dy=1.500 mm
Maximum value of SAR (interpolated) = 0.142 W/kg

Head Right Cheek/LTE Band 12 50%RB Mid/Zoom Scan (5x5x7)/Cube 0: Measurement grid: dx=8mm, dy=8mm, dz=5mm
Reference Value = 4.161 V/m; Power Drift = 0.13 dB
Peak SAR (extrapolated) = 0.171 W/kg
SAR(1 g) = 0.140 W/kg; SAR(10 g) = 0.109 W/kg
Maximum value of SAR (measured) = 0.143 W/kg

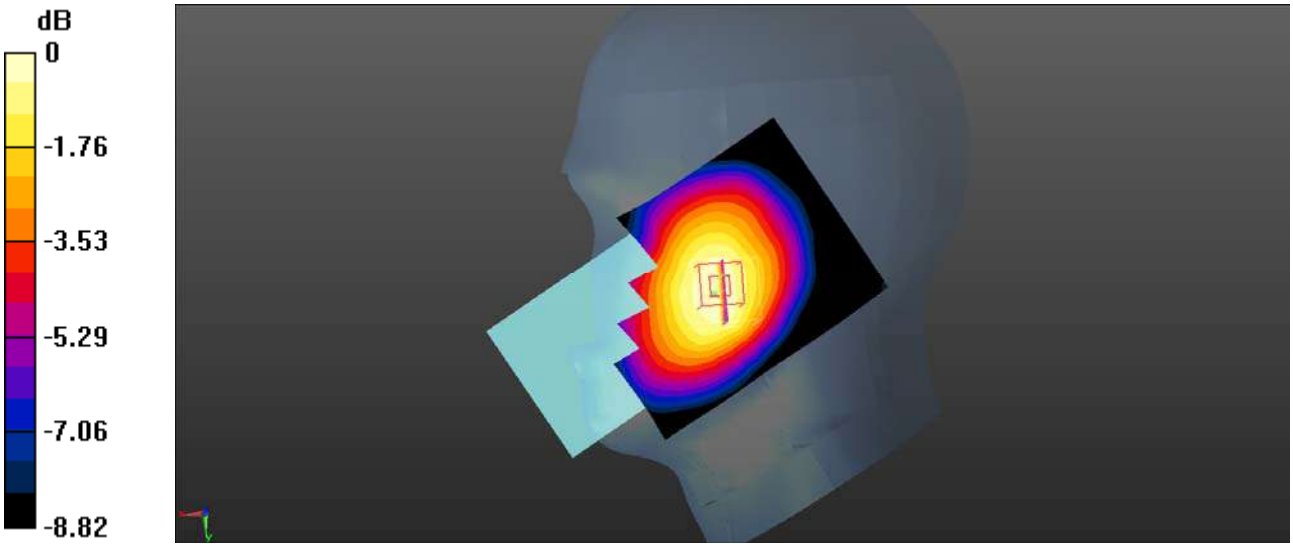

0 dB = 0.143 W/kg = -8.45 dBW/kg

Plot 112#: LTE Band 12 1RB_ Head Right Tilt_Mid

DUT: Power 7S; Type: Smart Phone; Serial: SZNS220401-11969E-SA-S1

Communication System: UID 0, Generic FDD-LTE (0); Frequency: 707.5 MHz;Duty Cycle: 1:1
Medium parameters used (interpolated): f = 707.5 MHz; σ = 0.878 S/m; ε_r = 43.028; ρ = 1000 kg/m^3
Phantom section: Right Section

DASY5 Configuration:

- Probe: EX3DV4 - SN3619; ConvF(8.63, 8.63, 8.63); Calibrated: 2021/08/25
- Sensor-Surface: 4mm (Mechanical Surface Detection)
- Electronics: DAE4 Sn1211; Calibrated: 2022/03/01
- Phantom: Twin SAM; Type: QD000P40CD; Serial: TP:1744
- Measurement SW: DASY52, Version 52.10 (4); SEMCAD X Version 14.6.14 (7501)

Head Right Tilt/LTE Band 12 1RB Mid/Area Scan (71x91x1): Interpolated grid: dx=1.500 mm, dy=1.500 mm
Maximum value of SAR (interpolated) = 0.0995 W/kg

Head Right Tilt/LTE Band 12 1RB Mid/Zoom Scan (5x5x7)/Cube 0: Measurement grid: dx=8mm, dy=8mm, dz=5mm
Reference Value = 7.351 V/m; Power Drift = 0.05 dB
Peak SAR (extrapolated) = 0.119 W/kg
SAR(1 g) = 0.100 W/kg; SAR(10 g) = 0.080 W/kg
Maximum value of SAR (measured) = 0.101 W/kg



0 dB = 0.101 W/kg = -9.96 dBW/kg

Plot 113#: LTE Band 12 50%RB_ Head Right Tilt_Mid

DUT: Power 7S; Type: Smart Phone; Serial: SZNS220401-11969E-SA-S1

Communication System: UID 0, Generic FDD-LTE (0); Frequency: 707.5 MHz;Duty Cycle: 1:1
Medium parameters used (interpolated): f = 707.5 MHz; σ = 0.878 S/m; ε_r = 43.028; ρ = 1000 kg/m^3
Phantom section: Right Section

DASY5 Configuration:

- Probe: EX3DV4 - SN3619; ConvF(8.63, 8.63, 8.63); Calibrated: 2021/08/25
- Sensor-Surface: 4mm (Mechanical Surface Detection)
- Electronics: DAE4 Sn1211; Calibrated: 2022/03/01
- Phantom: Twin SAM; Type: QD000P40CD; Serial: TP:1744
- Measurement SW: DASY52, Version 52.10 (4); SEMCAD X Version 14.6.14 (7501)

Head Right Tilt/LTE Band 12 50%RB Mid/Area Scan (71x91x1): Interpolated grid: dx=1.500 mm, dy=1.500 mm
Maximum value of SAR (interpolated) = 0.0825 W/kg

Head Right Tilt/LTE Band 12 50%RB Mid/Zoom Scan (5x5x7)/Cube 0: Measurement grid: dx=8mm, dy=8mm, dz=5mm
Reference Value = 6.709 V/m; Power Drift = 0.07 dB
Peak SAR (extrapolated) = 0.0990 W/kg
SAR(1 g) = 0.083 W/kg; SAR(10 g) = 0.067 W/kg
Maximum value of SAR (measured) = 0.0847 W/kg

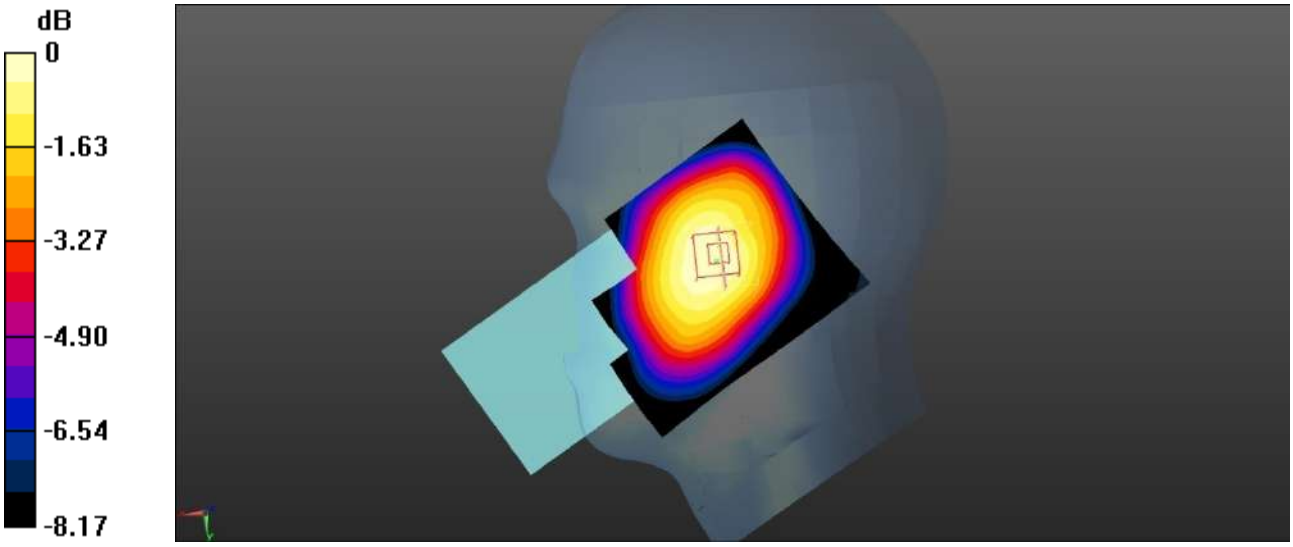

0 dB = 0.0847 W/kg = -10.72 dBW/kg

Plot 114#: LTE Band 12 1RB_ Body Front_Mid

DUT: Power 7S; Type: Smart Phone; Serial: SZNS220401-11969E-SA-S1

Communication System: UID 0, Generic FDD-LTE (0); Frequency: 707.5 MHz;Duty Cycle: 1:1
Medium parameters used (interpolated): f = 707.5 MHz; σ = 0.878 S/m; ε_r = 43.028; ρ = 1000 kg/m^3
Phantom section: Flat Section

DASY5 Configuration:

- Probe: EX3DV4 - SN3619; ConvF(8.63, 8.63, 8.63); Calibrated: 2021/08/25
- Sensor-Surface: 4mm (Mechanical Surface Detection)
- Electronics: DAE4 Sn1211; Calibrated: 2022/03/01
- Phantom: Twin SAM; Type: QD000P40CD; Serial: TP:1744
- Measurement SW: DASY52, Version 52.10 (4); SEMCAD X Version 14.6.14 (7501)

Body Front/LTE Band 12 1RB Mid/Area Scan (71x91x1): Interpolated grid: dx=1.500 mm, dy=1.500 mm
Maximum value of SAR (interpolated) = 0.209 W/kg

Body Front/LTE Band 12 1RB Mid/Zoom Scan (5x5x7)/Cube 0: Measurement grid: dx=8mm, dy=8mm, dz=5mm
Reference Value = 13.64 V/m; Power Drift = -0.07 dB
Peak SAR (extrapolated) = 0.247 W/kg
SAR(1 g) = 0.204 W/kg; SAR(10 g) = 0.157 W/kg
Maximum value of SAR (measured) = 0.208 W/kg

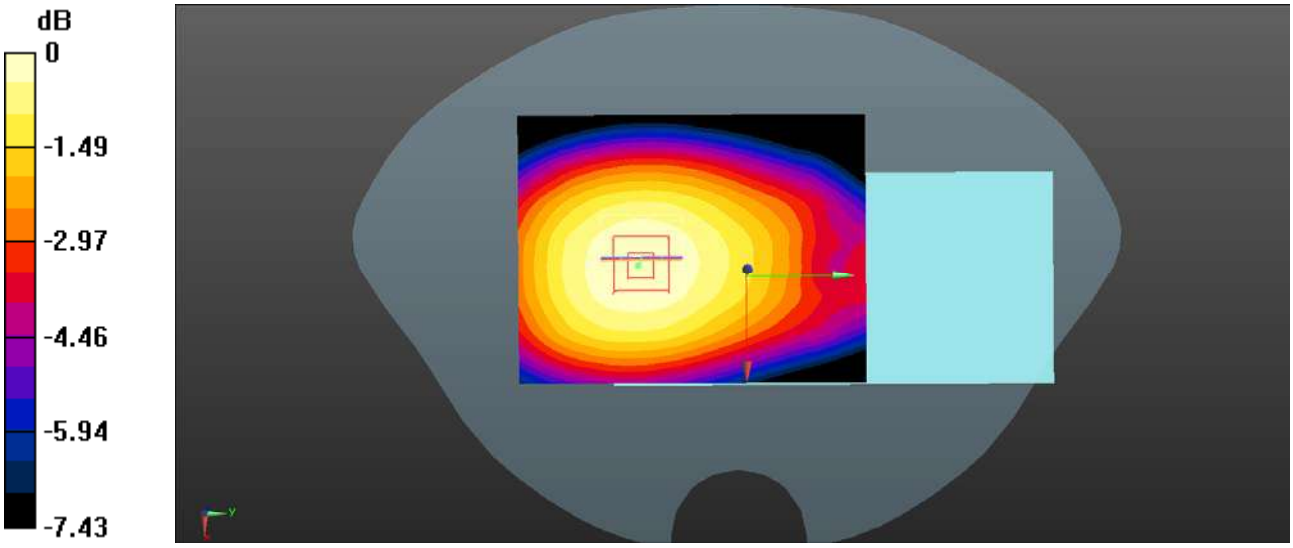

0 dB = 0.208 W/kg = -6.82 dBW/kg

Plot 115#: LTE Band 12 50%RB_ Body Front_Mid

DUT: Power 7S; Type: Smart Phone; Serial: SZNS220401-11969E-SA-S1

Communication System: UID 0, Generic FDD-LTE (0); Frequency: 707.5 MHz;Duty Cycle: 1:1
Medium parameters used (interpolated): f = 707.5 MHz; σ = 0.878 S/m; ε_r = 43.028; ρ = 1000 kg/m^3
Phantom section: Flat Section

DASY5 Configuration:

- Probe: EX3DV4 - SN3619; ConvF(8.63, 8.63, 8.63); Calibrated: 2021/08/25
- Sensor-Surface: 4mm (Mechanical Surface Detection)
- Electronics: DAE4 Sn1211; Calibrated: 2022/03/01
- Phantom: Twin SAM; Type: QD000P40CD; Serial: TP:1744
- Measurement SW: DASY52, Version 52.10 (4); SEMCAD X Version 14.6.14 (7501)

Body Front/LTE Band 12 50%RB Mid/Area Scan (71x91x1): Interpolated grid: dx=1.500 mm, dy=1.500 mm
Maximum value of SAR (interpolated) = 0.174 W/kg

Body Front/LTE Band 12 50%RB Mid/Zoom Scan (5x5x7)/Cube 0: Measurement grid: dx=8mm, dy=8mm, dz=5mm
Reference Value = 12.49 V/m; Power Drift = -0.01 dB
Peak SAR (extrapolated) = 0.210 W/kg
SAR(1 g) = 0.172 W/kg; SAR(10 g) = 0.133 W/kg
Maximum value of SAR (measured) = 0.175 W/kg

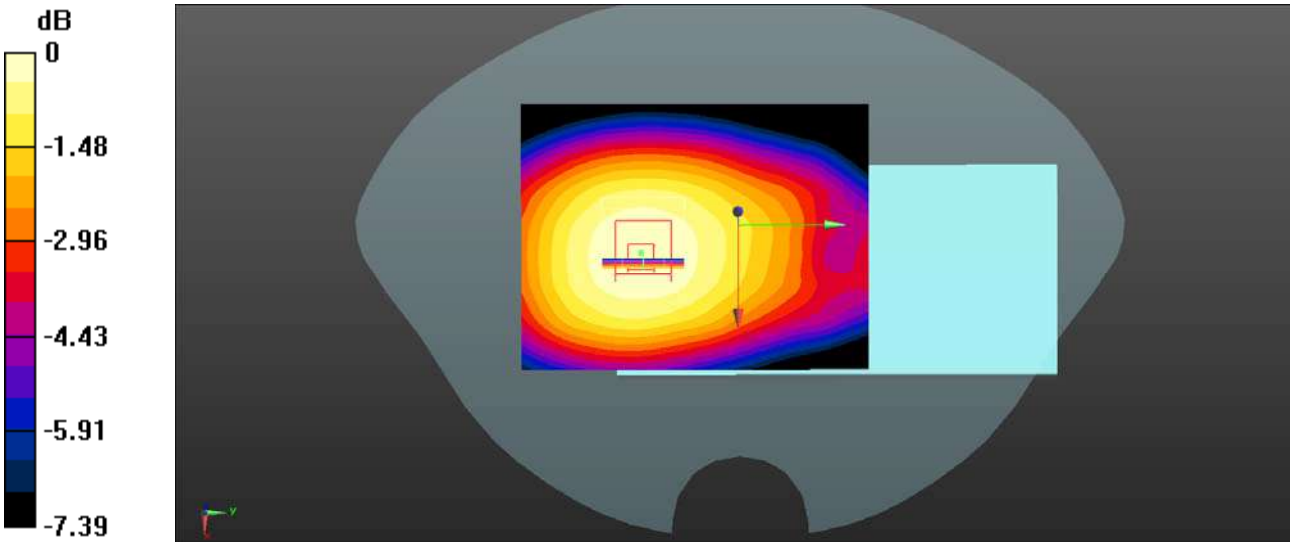

0 dB = 0.175 W/kg = -7.57 dBW/kg

Plot 116#: LTE Band 12 1RB_ Body Back_Low

DUT: Power 7S; Type: Smart Phone; Serial: SZNS220401-11969E-SA-S1

Communication System: UID 0, Generic FDD-LTE (0); Frequency: 704 MHz;Duty Cycle: 1:1
Medium parameters used (interpolated): f = 704 MHz; σ = 0.875 S/m; ε_r = 43.062; ρ = 1000 kg/m^3
Phantom section: Flat Section

DASY5 Configuration:

- Probe: EX3DV4 - SN3619; ConvF(8.63, 8.63, 8.63); Calibrated: 2021/08/25
- Sensor-Surface: 4mm (Mechanical Surface Detection)
- Electronics: DAE4 Sn1211; Calibrated: 2022/03/01
- Phantom: Twin SAM; Type: QD000P40CD; Serial: TP:1744
- Measurement SW: DASY52, Version 52.10 (4); SEMCAD X Version 14.6.14 (7501)

Body Back/LTE Band 12 1RB Low/Area Scan (71x91x1): Interpolated grid: dx=1.500 mm, dy=1.500 mm
Maximum value of SAR (interpolated) = 0.268 W/kg

Body Back/LTE Band 12 1RB Low/Zoom Scan (5x5x7)/Cube 0: Measurement grid: dx=8mm, dy=8mm, dz=5mm
Reference Value = 15.78 V/m; Power Drift = -0.03 dB
Peak SAR (extrapolated) = 0.322 W/kg
SAR(1 g) = 0.265 W/kg; SAR(10 g) = 0.200 W/kg
Maximum value of SAR (measured) = 0.272 W/kg

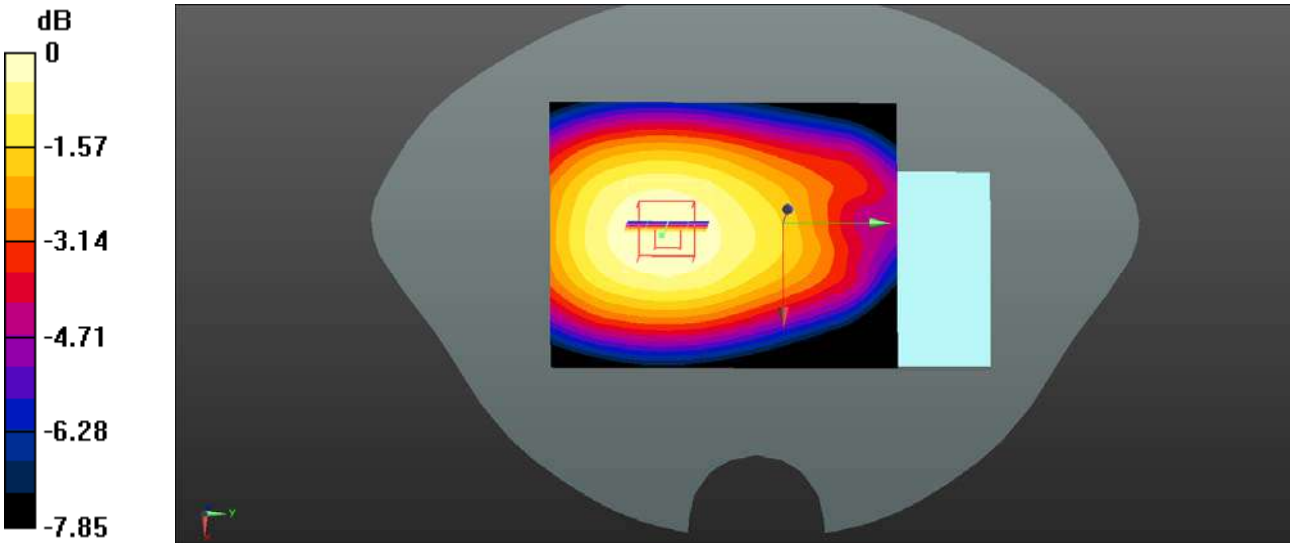

0 dB = 0.272 W/kg = -5.65 dBW/kg

Plot 117#: LTE Band 12 1RB_ Body Back_Mid

DUT: Power 7S; Type: Smart Phone; Serial: SZNS220401-11969E-SA-S1

Communication System: UID 0, Generic FDD-LTE (0); Frequency: 707.5 MHz;Duty Cycle: 1:1
Medium parameters used (interpolated): f = 707.5 MHz; σ = 0.878 S/m; ε_r = 43.028; ρ = 1000 kg/m^3
Phantom section: Flat Section

DASY5 Configuration:

- Probe: EX3DV4 - SN3619; ConvF(8.63, 8.63, 8.63); Calibrated: 2021/08/25
- Sensor-Surface: 4mm (Mechanical Surface Detection)
- Electronics: DAE4 Sn1211; Calibrated: 2022/03/01
- Phantom: Twin SAM; Type: QD000P40CD; Serial: TP:1744
- Measurement SW: DASY52, Version 52.10 (4); SEMCAD X Version 14.6.14 (7501)

Body Back/LTE Band 12 1RB Mid/Area Scan (71x91x1): Interpolated grid: dx=1.500 mm, dy=1.500 mm
Maximum value of SAR (interpolated) = 0.292 W/kg

Body Back/LTE Band 12 1RB Mid/Zoom Scan (5x5x7)/Cube 0: Measurement grid: dx=8mm, dy=8mm, dz=5mm
Reference Value = 14.59 V/m; Power Drift = -0.07 dB
Peak SAR (extrapolated) = 0.333 W/kg
SAR(1 g) = 0.286 W/kg; SAR(10 g) = 0.224 W/kg
Maximum value of SAR (measured) = 0.291 W/kg

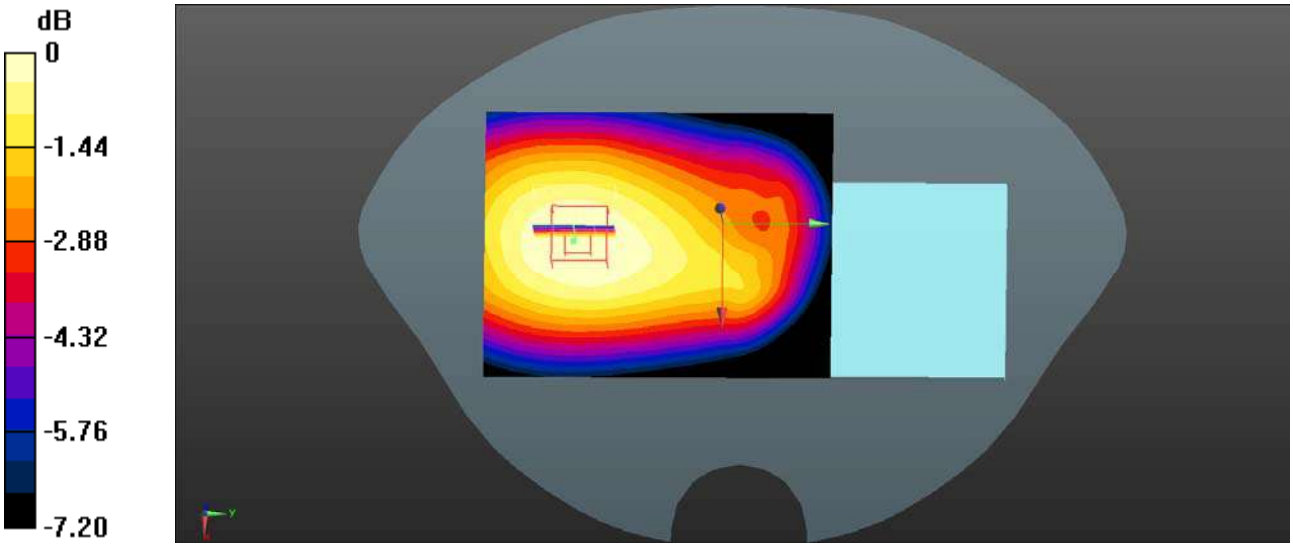

0 dB = 0.291 W/kg = -5.36 dBW/kg

Plot 118#: LTE Band 12 1RB_ Body Back_High

DUT: Power 7S; Type: Smart Phone; Serial: SZNS220401-11969E-SA-S1

Communication System: UID 0, Generic FDD-LTE (0); Frequency: 711 MHz;Duty Cycle: 1:1
Medium parameters used (interpolated): f = 711 MHz; σ = 0.882 S/m; ε_r = 42.979; ρ = 1000 kg/m^3
Phantom section: Flat Section

DASY5 Configuration:

- Probe: EX3DV4 - SN3619; ConvF(8.63, 8.63, 8.63); Calibrated: 2021/08/25
- Sensor-Surface: 4mm (Mechanical Surface Detection)
- Electronics: DAE4 Sn1211; Calibrated: 2022/03/01
- Phantom: Twin SAM; Type: QD000P40CD; Serial: TP:1744
- Measurement SW: DASY52, Version 52.10 (4); SEMCAD X Version 14.6.14 (7501)

Body Back/LTE Band 12 1RB High/Area Scan (71x91x1): Interpolated grid: dx=1.500 mm, dy=1.500 mm
Maximum value of SAR (interpolated) = 0.290 W/kg

Body Back/LTE Band 12 1RB High/Zoom Scan (5x5x7)/Cube 0: Measurement grid: dx=8mm, dy=8mm, dz=5mm
Reference Value = 16.24 V/m; Power Drift = 0.01 dB
Peak SAR (extrapolated) = 0.347 W/kg
SAR(1 g) = 0.284 W/kg; SAR(10 g) = 0.216 W/kg
Maximum value of SAR (measured) = 0.290 W/kg

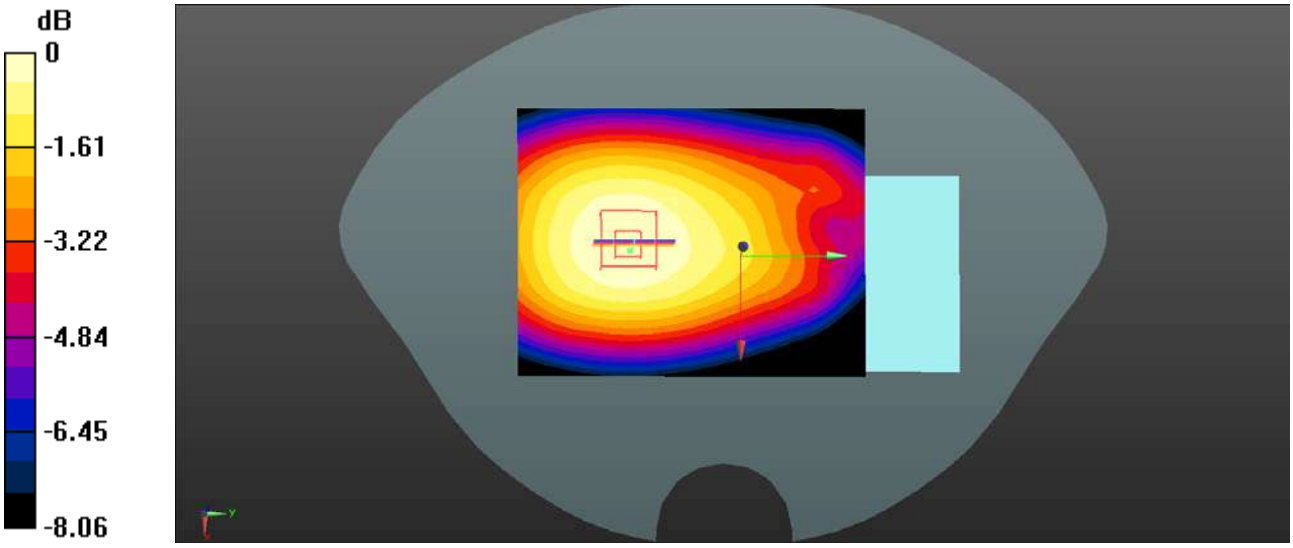

0 dB = 0.290 W/kg = -5.38 dBW/kg

Plot 119#: LTE Band 12 50%RB_ Body Back_Mid

DUT: Power 7S; Type: Smart Phone; Serial: SZNS220401-11969E-SA-S1

Communication System: UID 0, Generic FDD-LTE (0); Frequency: 707.5 MHz;Duty Cycle: 1:1
Medium parameters used (interpolated): f = 707.5 MHz; σ = 0.878 S/m; ε_r = 43.028; ρ = 1000 kg/m^3
Phantom section: Flat Section

DASY5 Configuration:

- Probe: EX3DV4 - SN3619; ConvF(8.63, 8.63, 8.63); Calibrated: 2021/08/25
- Sensor-Surface: 4mm (Mechanical Surface Detection)
- Electronics: DAE4 Sn1211; Calibrated: 2022/03/01
- Phantom: Twin SAM; Type: QD000P40CD; Serial: TP:1744
- Measurement SW: DASY52, Version 52.10 (4); SEMCAD X Version 14.6.14 (7501)

Body Back/LTE Band 12 50%RB Mid/Area Scan (71x91x1): Interpolated grid: dx=1.500 mm, dy=1.500 mm
Maximum value of SAR (interpolated) = 0.242 W/kg

Body Back/LTE Band 12 50%RB Mid/Zoom Scan (5x5x7)/Cube 0: Measurement grid: dx=8mm, dy=8mm, dz=5mm
Reference Value = 13.37 V/m; Power Drift = -0.16 dB
Peak SAR (extrapolated) = 0.278 W/kg
SAR(1 g) = 0.237 W/kg; SAR(10 g) = 0.185 W/kg
Maximum value of SAR (measured) = 0.242 W/kg

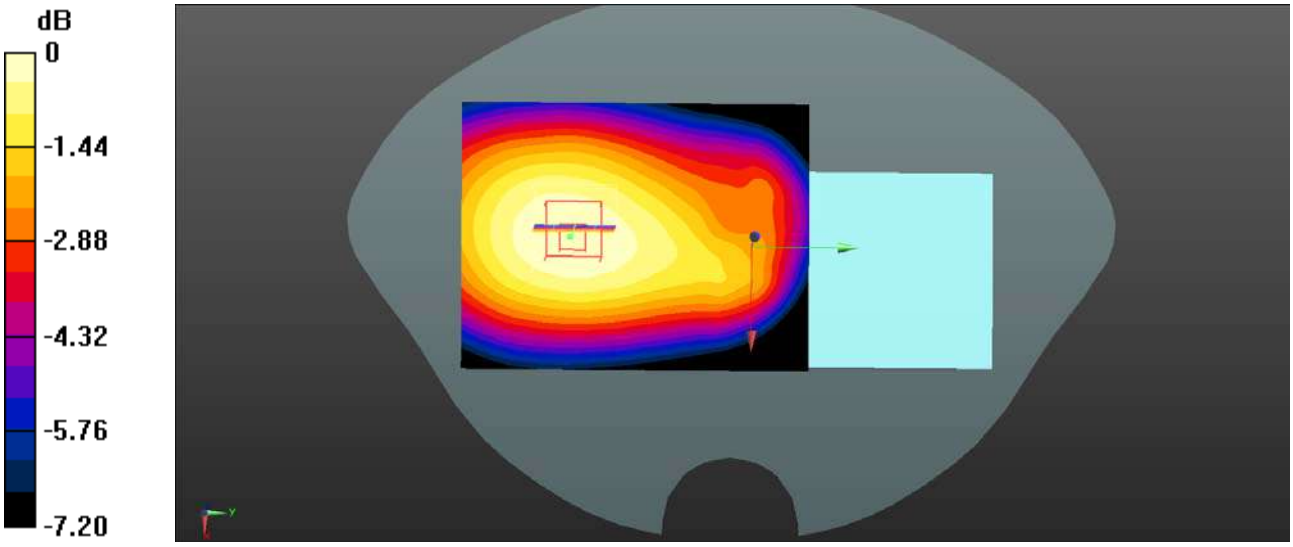

0 dB = 0.242 W/kg = -6.16 dBW/kg

Plot 120#: LTE Band 12 1RB_ Body Left_Mid

DUT: Power 7S; Type: Smart Phone; Serial: SZNS220401-11969E-SA-S1

Communication System: UID 0, Generic FDD-LTE (0); Frequency: 707.5 MHz;Duty Cycle: 1:1
Medium parameters used (interpolated): f = 707.5 MHz; σ = 0.878 S/m; ε_r = 43.028; ρ = 1000 kg/m^3
Phantom section: Flat Section

DASY5 Configuration:

- Probe: EX3DV4 - SN3619; ConvF(8.63, 8.63, 8.63); Calibrated: 2021/08/25
- Sensor-Surface: 4mm (Mechanical Surface Detection)
- Electronics: DAE4 Sn1211; Calibrated: 2022/03/01
- Phantom: Twin SAM; Type: QD000P40CD; Serial: TP:1744
- Measurement SW: DASY52, Version 52.10 (4); SEMCAD X Version 14.6.14 (7501)

Body Left/LTE Band 12 1RB Mid/Area Scan (71x91x1): Interpolated grid: dx=1.500 mm, dy=1.500 mm
Maximum value of SAR (interpolated) = 0.193 W/kg

Body Left/LTE Band 12 1RB Mid/Zoom Scan (5x5x7)/Cube 0: Measurement grid: dx=8mm, dy=8mm, dz=5mm
Reference Value = 12.08 V/m; Power Drift = -0.05 dB
Peak SAR (extrapolated) = 0.227 W/kg
SAR(1 g) = 0.167 W/kg; SAR(10 g) = 0.116 W/kg
Maximum value of SAR (measured) = 0.174 W/kg

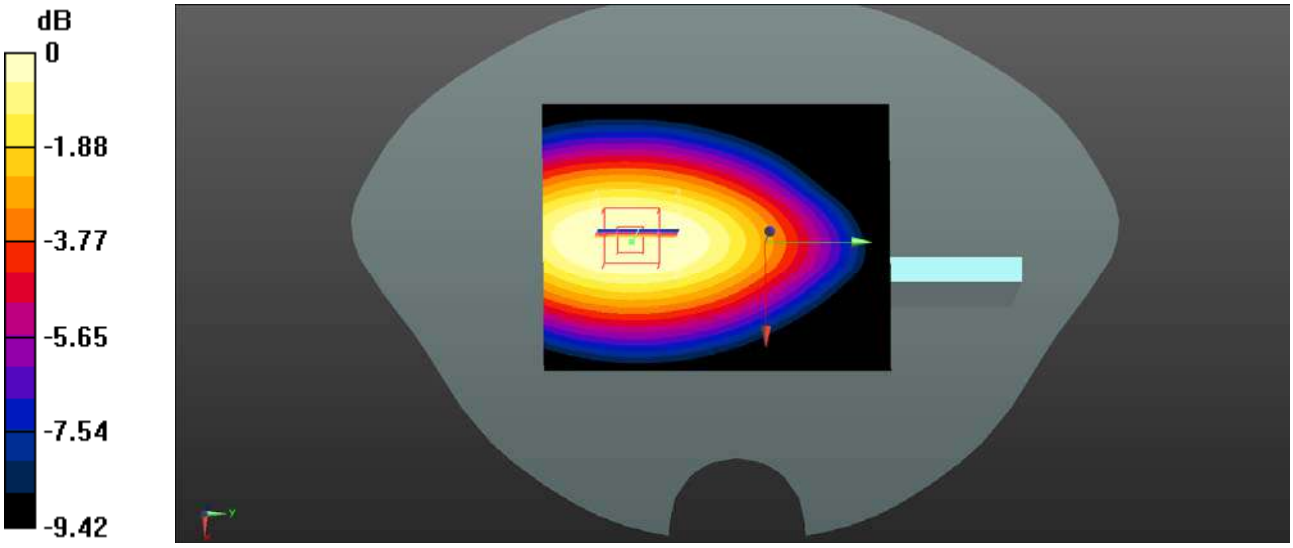

0 dB = 0.174 W/kg = -7.59 dBW/kg

Plot 121#: LTE Band 12 50%RB_ Body Left_Mid

DUT: Power 7S; Type: Smart Phone; Serial: SZNS220401-11969E-SA-S1

Communication System: UID 0, Generic FDD-LTE (0); Frequency: 707.5 MHz;Duty Cycle: 1:1
Medium parameters used (interpolated): f = 707.5 MHz; σ = 0.878 S/m; ε_r = 43.028; ρ = 1000 kg/m^3
Phantom section: Flat Section

DASY5 Configuration:

- Probe: EX3DV4 - SN3619; ConvF(8.63, 8.63, 8.63); Calibrated: 2021/08/25
- Sensor-Surface: 4mm (Mechanical Surface Detection)
- Electronics: DAE4 Sn1211; Calibrated: 2022/03/01
- Phantom: Twin SAM; Type: QD000P40CD; Serial: TP:1744
- Measurement SW: DASY52, Version 52.10 (4); SEMCAD X Version 14.6.14 (7501)

Body Left/LTE Band 12 50%RB Mid/Area Scan (71x91x1): Interpolated grid: dx=1.500 mm, dy=1.500 mm
Maximum value of SAR (interpolated) = 0.145 W/kg

Body Left/LTE Band 12 50%RB Mid/Zoom Scan (5x5x7)/Cube 0: Measurement grid: dx=8mm, dy=8mm, dz=5mm
Reference Value = 10.34 V/m; Power Drift = -0.05 dB
Peak SAR (extrapolated) = 0.188 W/kg
SAR(1 g) = 0.139 W/kg; SAR(10 g) = 0.097 W/kg
Maximum value of SAR (measured) = 0.144 W/kg

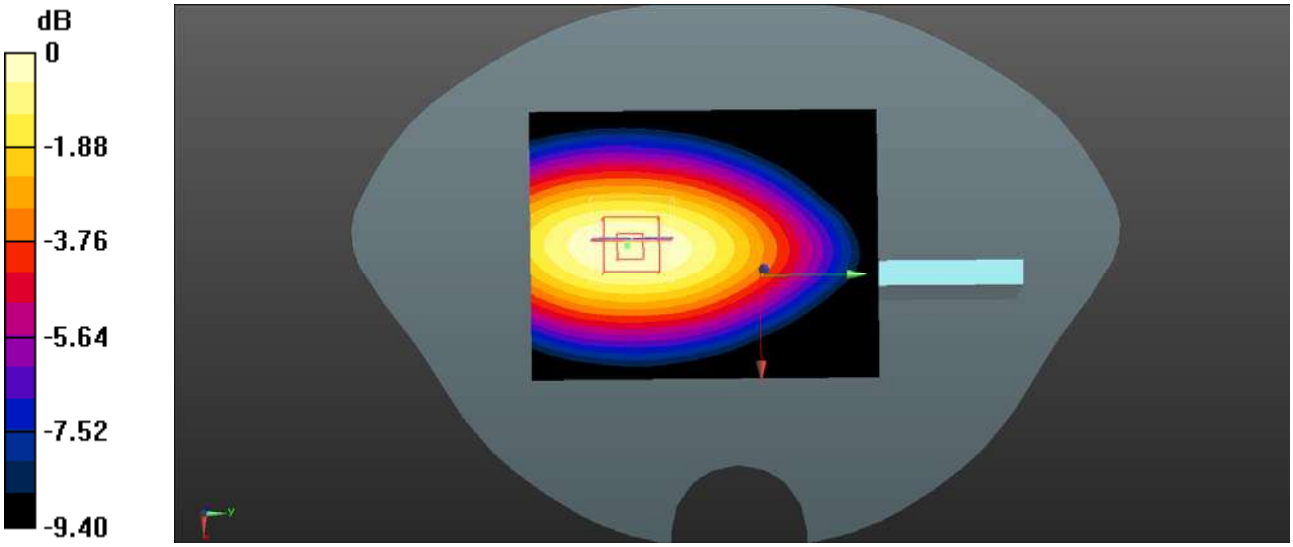

0 dB = 0.144 W/kg = -8.42 dBW/kg

Plot 122#: LTE Band 12 1RB_ Body Right_Mid

DUT: Power 7S; Type: Smart Phone; Serial: SZNS220401-11969E-SA-S1

Communication System: UID 0, Generic FDD-LTE (0); Frequency: 707.5 MHz;Duty Cycle: 1:1
Medium parameters used (interpolated): f = 707.5 MHz; σ = 0.878 S/m; ε_r = 43.028; ρ = 1000 kg/m^3
Phantom section: Flat Section

DASY5 Configuration:

- Probe: EX3DV4 - SN3619; ConvF(8.63, 8.63, 8.63); Calibrated: 2021/08/25
- Sensor-Surface: 4mm (Mechanical Surface Detection)
- Electronics: DAE4 Sn1211; Calibrated: 2022/03/01
- Phantom: Twin SAM; Type: QD000P40CD; Serial: TP:1744
- Measurement SW: DASY52, Version 52.10 (4); SEMCAD X Version 14.6.14 (7501)

Body Right/LTE Band 12 1RB Mid/Area Scan (71x91x1): Interpolated grid: dx=1.500 mm, dy=1.500 mm
Maximum value of SAR (interpolated) = 0.228 W/kg

Body Right/LTE Band 12 1RB Mid/Zoom Scan (5x5x7)/Cube 0: Measurement grid: dx=8mm, dy=8mm, dz=5mm
Reference Value = 14.10 V/m; Power Drift = 0.01 dB
Peak SAR (extrapolated) = 0.298 W/kg
SAR(1 g) = 0.221 W/kg; SAR(10 g) = 0.154 W/kg
Maximum value of SAR (measured) = 0.229 W/kg

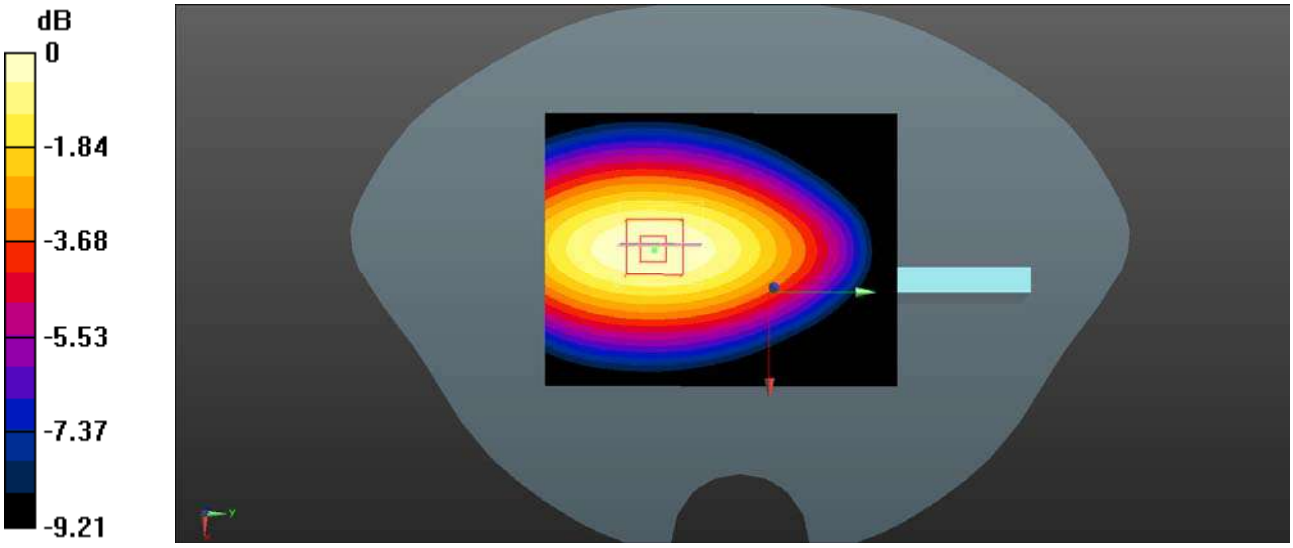

0 dB = 0.229 W/kg = -6.40 dBW/kg

Plot 123#: LTE Band 12 50%RB_ Body Right_Mid

DUT: Power 7S; Type: Smart Phone; Serial: SZNS220401-11969E-SA-S1

Communication System: UID 0, Generic FDD-LTE (0); Frequency: 707.5 MHz;Duty Cycle: 1:1
Medium parameters used (interpolated): f = 707.5 MHz; σ = 0.878 S/m; ε_r = 43.028; ρ = 1000 kg/m^3
Phantom section: Flat Section

DASY5 Configuration:

- Probe: EX3DV4 - SN3619; ConvF(8.63, 8.63, 8.63); Calibrated: 2021/08/25
- Sensor-Surface: 4mm (Mechanical Surface Detection)
- Electronics: DAE4 Sn1211; Calibrated: 2022/03/01
- Phantom: Twin SAM; Type: QD000P40CD; Serial: TP:1744
- Measurement SW: DASY52, Version 52.10 (4); SEMCAD X Version 14.6.14 (7501)

Body Right/LTE Band 12 50%RB Mid/Area Scan (71x91x1): Interpolated grid: dx=1.500 mm, dy=1.500 mm
Maximum value of SAR (interpolated) = 0.202 W/kg

Body Right/LTE Band 12 50%RB Mid/Zoom Scan (5x5x7)/Cube 0: Measurement grid: dx=8mm, dy=8mm, dz=5mm
Reference Value = 13.27 V/m; Power Drift = 0.00 dB
Peak SAR (extrapolated) = 0.262 W/kg
SAR(1 g) = 0.195 W/kg; SAR(10 g) = 0.136 W/kg
Maximum value of SAR (measured) = 0.202 W/kg

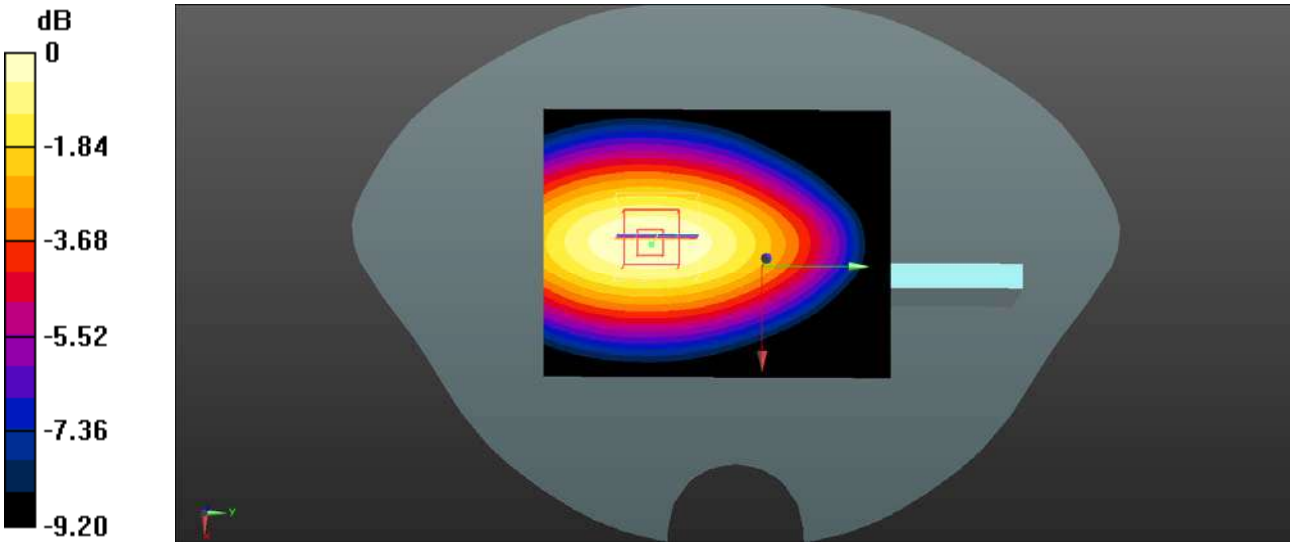

0 dB = 0.202 W/kg = -6.95 dBW/kg

Plot 124#: LTE Band 12 1RB_ Body Bottom_Mid

DUT: Power 7S; Type: Smart Phone; Serial: SZNS220401-11969E-SA-S1

Communication System: UID 0, Generic FDD-LTE (0); Frequency: 707.5 MHz;Duty Cycle: 1:1
Medium parameters used (interpolated): f = 707.5 MHz; σ = 0.878 S/m; ε_r = 43.028; ρ = 1000 kg/m^3
Phantom section: Flat Section

DASY5 Configuration:

- Probe: EX3DV4 - SN3619; ConvF(8.63, 8.63, 8.63); Calibrated: 2021/08/25
- Sensor-Surface: 4mm (Mechanical Surface Detection)
- Electronics: DAE4 Sn1211; Calibrated: 2022/03/01
- Phantom: Twin SAM; Type: QD000P40CD; Serial: TP:1744
- Measurement SW: DASY52, Version 52.10 (4); SEMCAD X Version 14.6.14 (7501)

Body Bottom/LTE Band 12 1RB Mid/Area Scan (71x91x1): Interpolated grid: dx=1.500 mm, dy=1.500 mm
Maximum value of SAR (interpolated) = 0.0949 W/kg

Body Bottom/LTE Band 12 1RB Mid/Zoom Scan (5x5x7)/Cube 0: Measurement grid: dx=8mm, dy=8mm, dz=5mm
Reference Value = 10.33 V/m; Power Drift = 0.01 dB
Peak SAR (extrapolated) = 0.161 W/kg
SAR(1 g) = 0.088 W/kg; SAR(10 g) = 0.047 W/kg
Maximum value of SAR (measured) = 0.0958 W/kg

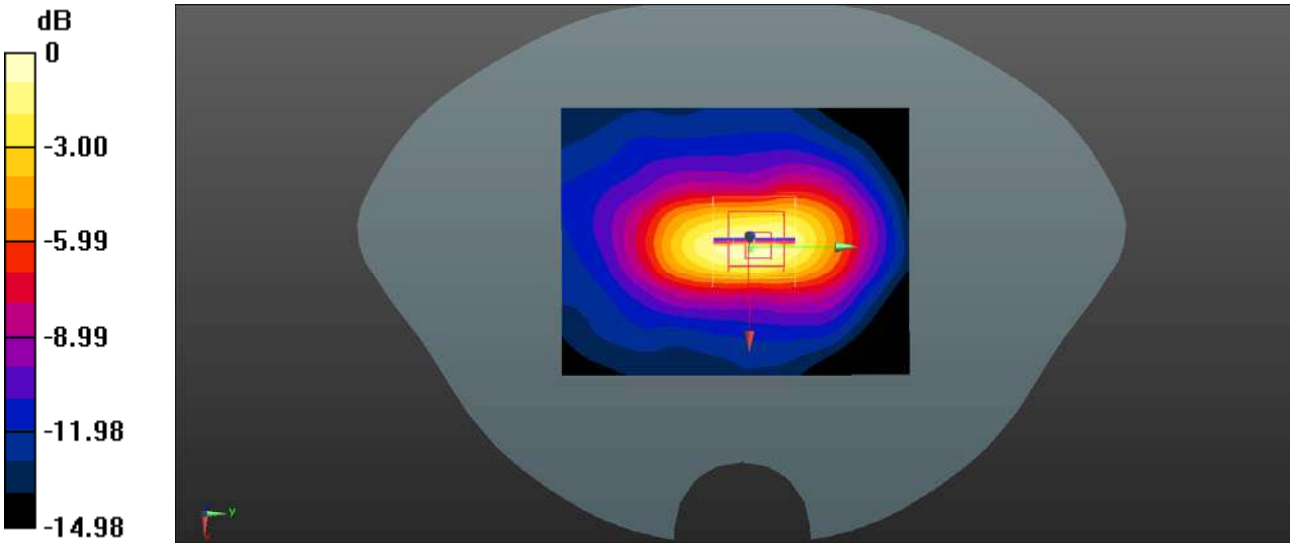

0 dB = 0.0958 W/kg = -10.19 dBW/kg

Plot 125#: LTE Band 12 50%RB_ Body Bottom_Mid

DUT: Power 7S; Type: Smart Phone; Serial: SZNS220401-11969E-SA-S1

Communication System: UID 0, Generic FDD-LTE (0); Frequency: 707.5 MHz;Duty Cycle: 1:1
Medium parameters used (interpolated): f = 707.5 MHz; σ = 0.878 S/m; ε_r = 43.028; ρ = 1000 kg/m^3
Phantom section: Flat Section

DASY5 Configuration:

- Probe: EX3DV4 - SN3619; ConvF(8.63, 8.63, 8.63); Calibrated: 2021/08/25
- Sensor-Surface: 4mm (Mechanical Surface Detection)
- Electronics: DAE4 Sn1211; Calibrated: 2022/03/01
- Phantom: Twin SAM; Type: QD000P40CD; Serial: TP:1744
- Measurement SW: DASY52, Version 52.10 (4); SEMCAD X Version 14.6.14 (7501)

Body Bottom/LTE Band 12 50%RB Mid/Area Scan (71x91x1): Interpolated grid: dx=1.500 mm, dy=1.500 mm
Maximum value of SAR (interpolated) = 0.0805 W/kg

Body Bottom/LTE Band 12 50%RB Mid/Zoom Scan (5x5x7)/Cube 0: Measurement grid: dx=8mm, dy=8mm, dz=5mm
Reference Value = 9.547 V/m; Power Drift = 0.08 dB
Peak SAR (extrapolated) = 0.139 W/kg
SAR(1 g) = 0.076 W/kg; SAR(10 g) = 0.041 W/kg
Maximum value of SAR (measured) = 0.0828 W/kg

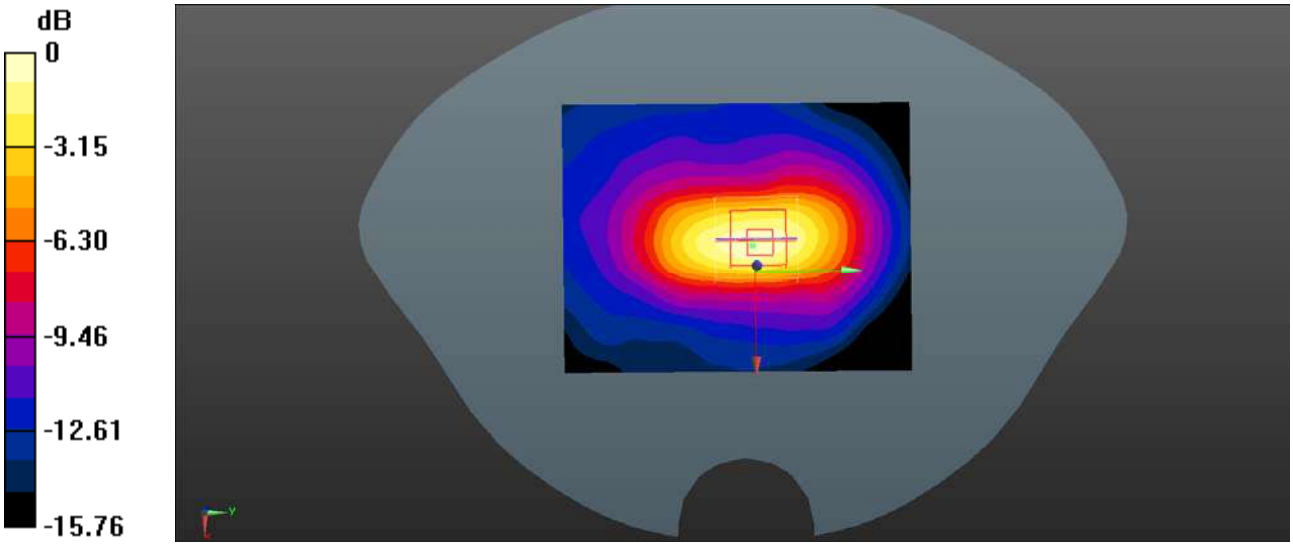

0 dB = 0.0828 W/kg = -10.82 dBW/kg

Plot 126#: LTE Band 13 1RB_ Head Left Cheek_Mid

DUT: Power 7S; Type: Smart Phone; Serial: SZNS220401-11969E-SA-S1

Communication System: UID 0, Generic FDD-LTE (0); Frequency: 782 MHz;Duty Cycle: 1:1
Medium parameters used (interpolated): f = 782 MHz; σ = 0.886 S/m; ε_r = 42.687; ρ = 1000 kg/m^3
Phantom section: Left Section

DASY5 Configuration:

- Probe: EX3DV4 - SN3619; ConvF(8.63, 8.63, 8.63); Calibrated: 2021/08/25
- Sensor-Surface: 4mm (Mechanical Surface Detection)
- Electronics: DAE4 Sn1211; Calibrated: 2022/03/01
- Phantom: Twin SAM; Type: QD000P40CD; Serial: TP:1744
- Measurement SW: DASY52, Version 52.10 (4); SEMCAD X Version 14.6.14 (7501)

Head Left Cheek/LTE Band 13 1RB Mid/Area Scan (71x91x1): Interpolated grid: dx=1.500 mm, dy=1.500 mm
Maximum value of SAR (interpolated) = 0.182 W/kg

Head Left Cheek/LTE Band 13 1RB Mid/Zoom Scan (5x5x7)/Cube 0: Measurement grid: dx=8mm, dy=8mm, dz=5mm
Reference Value = 4.490 V/m; Power Drift = 0.08 dB
Peak SAR (extrapolated) = 0.210 W/kg
SAR(1 g) = 0.175 W/kg; SAR(10 g) = 0.134 W/kg
Maximum value of SAR (measured) = 0.183 W/kg

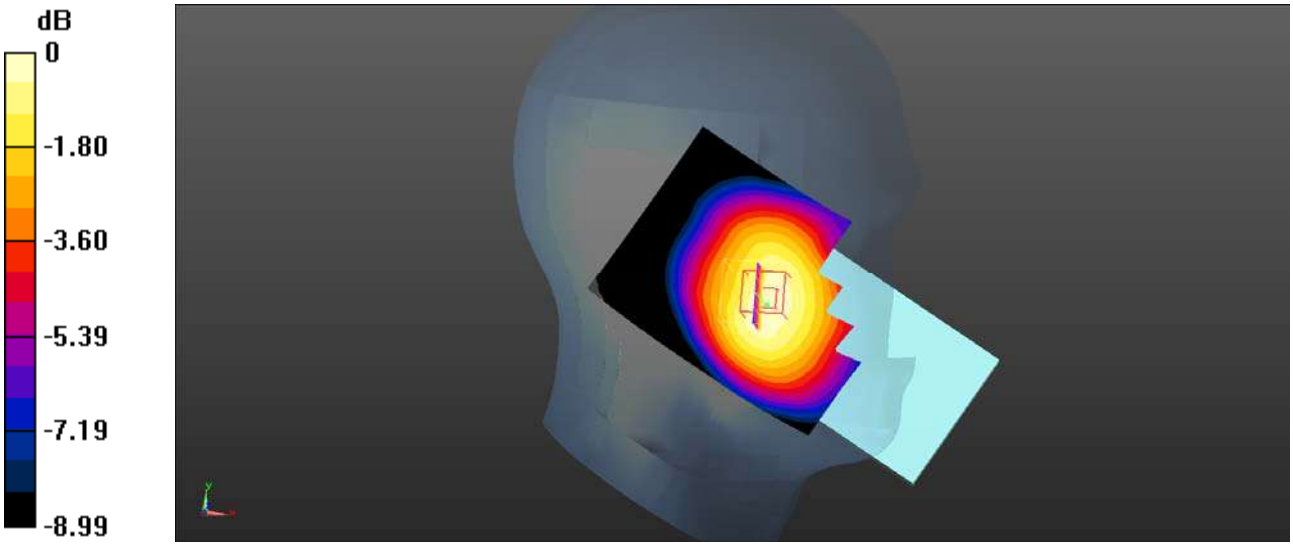

0 dB = 0.183 W/kg = -7.38 dBW/kg

Plot 127#: LTE Band 13 50%RB_ Head Left Cheek_Mid

DUT: Power 7S; Type: Smart Phone; Serial: SZNS220401-11969E-SA-S1

Communication System: UID 0, Generic FDD-LTE (0); Frequency: 782 MHz;Duty Cycle: 1:1
Medium parameters used (interpolated): f = 782 MHz; σ = 0.886 S/m; ε_r = 42.687; ρ = 1000 kg/m^3
Phantom section: Left Section

DASY5 Configuration:

- Probe: EX3DV4 - SN3619; ConvF(8.63, 8.63, 8.63); Calibrated: 2021/08/25
- Sensor-Surface: 4mm (Mechanical Surface Detection)
- Electronics: DAE4 Sn1211; Calibrated: 2022/03/01
- Phantom: Twin SAM; Type: QD000P40CD; Serial: TP:1744
- Measurement SW: DASY52, Version 52.10 (4); SEMCAD X Version 14.6.14 (7501)

Head Left Cheek/LTE Band 13 50%RB Mid/Area Scan (71x91x1): Interpolated grid: dx=1.500 mm, dy=1.500 mm
Maximum value of SAR (interpolated) = 0.145 W/kg

Head Left Cheek/LTE Band 13 50%RB Mid/Zoom Scan (5x5x7)/Cube 0: Measurement grid: dx=8mm, dy=8mm, dz=5mm
Reference Value = 3.824 V/m; Power Drift = 0.08 dB
Peak SAR (extrapolated) = 0.166 W/kg
SAR(1 g) = 0.139 W/kg; SAR(10 g) = 0.107 W/kg
Maximum value of SAR (measured) = 0.146 W/kg

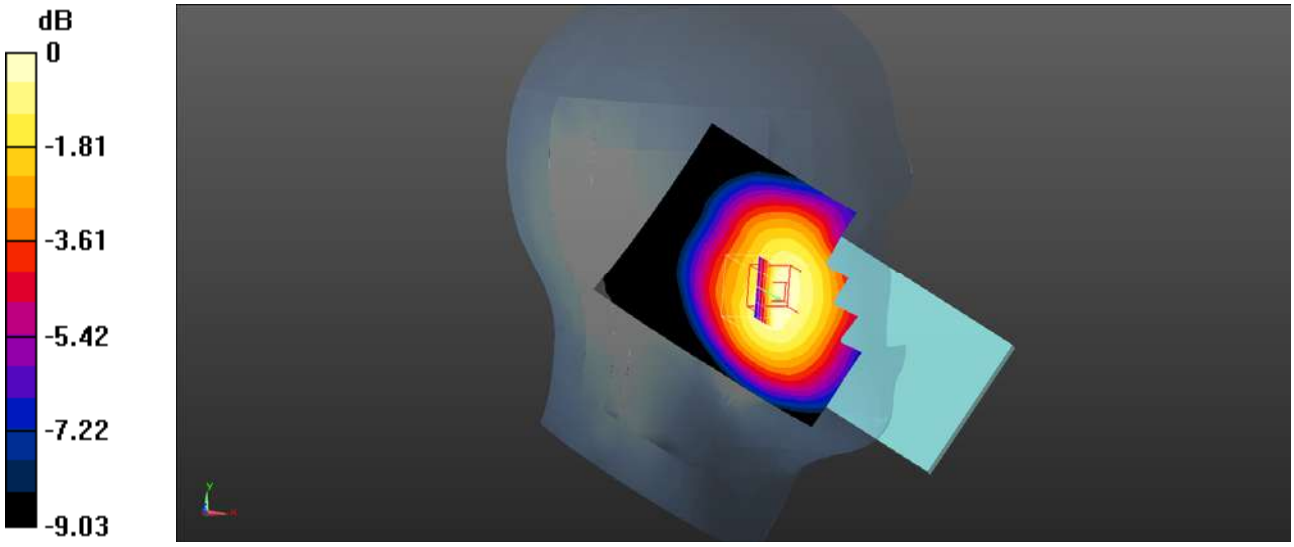

0 dB = 0.146 W/kg = -8.36 dBW/kg

Plot 128#: LTE Band 13 1RB_ Head Left Tilt_Mid

DUT: Power 7S; Type: Smart Phone; Serial: SZNS220401-11969E-SA-S1

Communication System: UID 0, Generic FDD-LTE (0); Frequency: 782 MHz;Duty Cycle: 1:1
Medium parameters used (interpolated): f = 782 MHz; σ = 0.886 S/m; ε_r = 42.687; ρ = 1000 kg/m^3
Phantom section: Left Section

DASY5 Configuration:

- Probe: EX3DV4 - SN3619; ConvF(8.63, 8.63, 8.63); Calibrated: 2021/08/25
- Sensor-Surface: 4mm (Mechanical Surface Detection)
- Electronics: DAE4 Sn1211; Calibrated: 2022/03/01
- Phantom: Twin SAM; Type: QD000P40CD; Serial: TP:1744
- Measurement SW: DASY52, Version 52.10 (4); SEMCAD X Version 14.6.14 (7501)

Head Left Tilt/LTE Band 13 1RB Mid/Area Scan (71x91x1): Interpolated grid: dx=1.500 mm, dy=1.500 mm
Maximum value of SAR (interpolated) = 0.0904 W/kg

Head Left Tilt/LTE Band 13 1RB Mid/Zoom Scan (5x5x7)/Cube 0: Measurement grid: dx=8mm, dy=8mm, dz=5mm
Reference Value = 5.542 V/m; Power Drift = 0.16 dB
Peak SAR (extrapolated) = 0.105 W/kg
SAR(1 g) = 0.089 W/kg; SAR(10 g) = 0.071 W/kg
Maximum value of SAR (measured) = 0.0913 W/kg



0 dB = 0.0913 W/kg = -10.40 dBW/kg

Plot 129#: LTE Band 13 50%RB_ Head Left Tilt_Mid

DUT: Power 7S; Type: Smart Phone; Serial: SZNS220401-11969E-SA-S1

Communication System: UID 0, Generic FDD-LTE (0); Frequency: 782 MHz;Duty Cycle: 1:1
Medium parameters used (interpolated): f = 782 MHz; σ = 0.886 S/m; ε_r = 42.687; ρ = 1000 kg/m^3
Phantom section: Left Section

DASY5 Configuration:

- Probe: EX3DV4 - SN3619; ConvF(8.63, 8.63, 8.63); Calibrated: 2021/08/25
- Sensor-Surface: 4mm (Mechanical Surface Detection)
- Electronics: DAE4 Sn1211; Calibrated: 2022/03/01
- Phantom: Twin SAM; Type: QD000P40CD; Serial: TP:1744
- Measurement SW: DASY52, Version 52.10 (4); SEMCAD X Version 14.6.14 (7501)

Head Left Tilt/LTE Band 13 50%RB Mid/Area Scan (71x91x1): Interpolated grid: dx=1.500 mm, dy=1.500 mm
Maximum value of SAR (interpolated) = 0.0704 W/kg

Head Left Tilt/LTE Band 13 50%RB Mid/Zoom Scan (5x5x7)/Cube 0: Measurement grid: dx=8mm, dy=8mm, dz=5mm
Reference Value = 5.019 V/m; Power Drift = 0.20 dB
Peak SAR (extrapolated) = 0.0810 W/kg
SAR(1 g) = 0.069 W/kg; SAR(10 g) = 0.055 W/kg
Maximum value of SAR (measured) = 0.0705 W/kg



0 dB = 0.0705 W/kg = -11.52 dBW/kg

Plot 130#: LTE Band 13 1RB_ Head Right Cheek_Mid

DUT: Power 7S; Type: Smart Phone; Serial: SZNS220401-11969E-SA-S1

Communication System: UID 0, Generic FDD-LTE (0); Frequency: 782 MHz;Duty Cycle: 1:1
Medium parameters used (interpolated): f = 782 MHz; σ = 0.886 S/m; ε_r = 42.687; ρ = 1000 kg/m^3
Phantom section: Right Section

DASY5 Configuration:

- Probe: EX3DV4 - SN3619; ConvF(8.63, 8.63, 8.63); Calibrated: 2021/08/25
- Sensor-Surface: 4mm (Mechanical Surface Detection)
- Electronics: DAE4 Sn1211; Calibrated: 2022/03/01
- Phantom: Twin SAM; Type: QD000P40CD; Serial: TP:1744
- Measurement SW: DASY52, Version 52.10 (4); SEMCAD X Version 14.6.14 (7501)

Head Right Cheek/LTE Band 13 1RB Mid/Area Scan (71x91x1): Interpolated grid: dx=1.500 mm, dy=1.500 mm
Maximum value of SAR (interpolated) = 0.195 W/kg

Head Right Cheek/LTE Band 13 1RB Mid/Zoom Scan (5x5x7)/Cube 0: Measurement grid: dx=8mm, dy=8mm, dz=5mm
Reference Value = 5.509 V/m; Power Drift = 0.20 dB
Peak SAR (extrapolated) = 0.219 W/kg
SAR(1 g) = 0.184 W/kg; SAR(10 g) = 0.143 W/kg
Maximum value of SAR (measured) = 0.192 W/kg

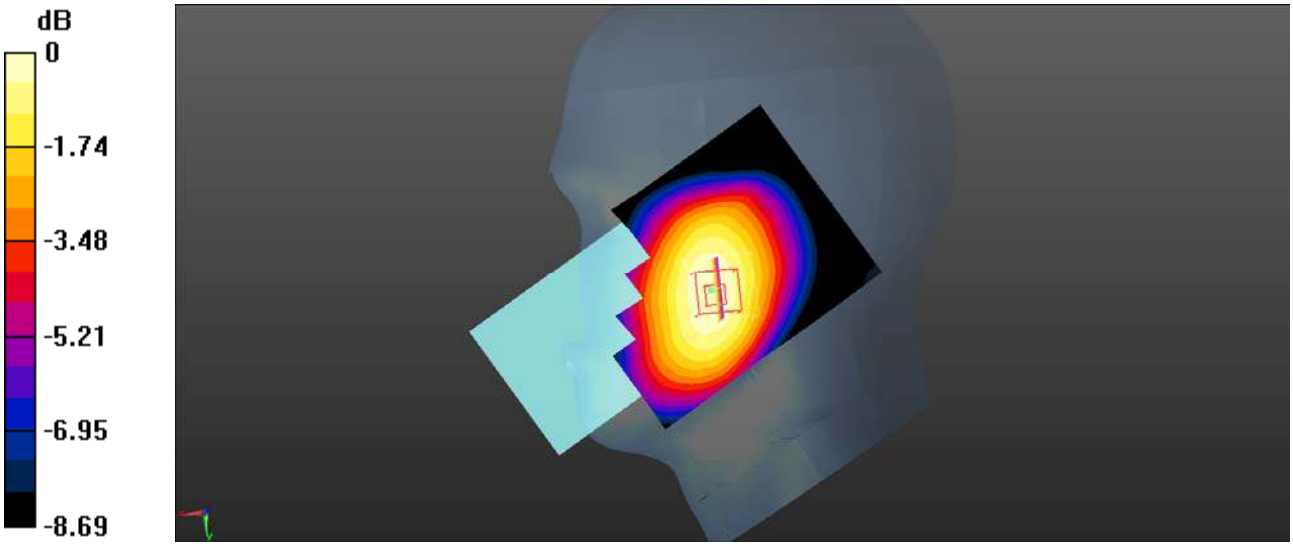

0 dB = 0.192 W/kg = -7.17 dBW/kg

Plot 131#: LTE Band 13 50%RB_ Head Right Cheek_Mid

DUT: Power 7S; Type: Smart Phone; Serial: SZNS220401-11969E-SA-S1

Communication System: UID 0, Generic FDD-LTE (0); Frequency: 782 MHz;Duty Cycle: 1:1
Medium parameters used (interpolated): f = 782 MHz; σ = 0.886 S/m; ε_r = 42.687; ρ = 1000 kg/m^3
Phantom section: Right Section

DASY5 Configuration:

- Probe: EX3DV4 - SN3619; ConvF(8.63, 8.63, 8.63); Calibrated: 2021/08/25
- Sensor-Surface: 4mm (Mechanical Surface Detection)
- Electronics: DAE4 Sn1211; Calibrated: 2022/03/01
- Phantom: Twin SAM; Type: QD000P40CD; Serial: TP:1744
- Measurement SW: DASY52, Version 52.10 (4); SEMCAD X Version 14.6.14 (7501)

Head Right Cheek/LTE Band 13 50%RB Mid/Area Scan (71x91x1): Interpolated grid: dx=1.500 mm, dy=1.500 mm
Maximum value of SAR (interpolated) = 0.150 W/kg

Head Right Cheek/LTE Band 13 50%RB Mid/Zoom Scan (5x5x7)/Cube 0: Measurement grid: dx=8mm, dy=8mm, dz=5mm
Reference Value = 4.929 V/m; Power Drift = 0.16 dB
Peak SAR (extrapolated) = 0.170 W/kg
SAR(1 g) = 0.143 W/kg; SAR(10 g) = 0.111 W/kg
Maximum value of SAR (measured) = 0.148 W/kg

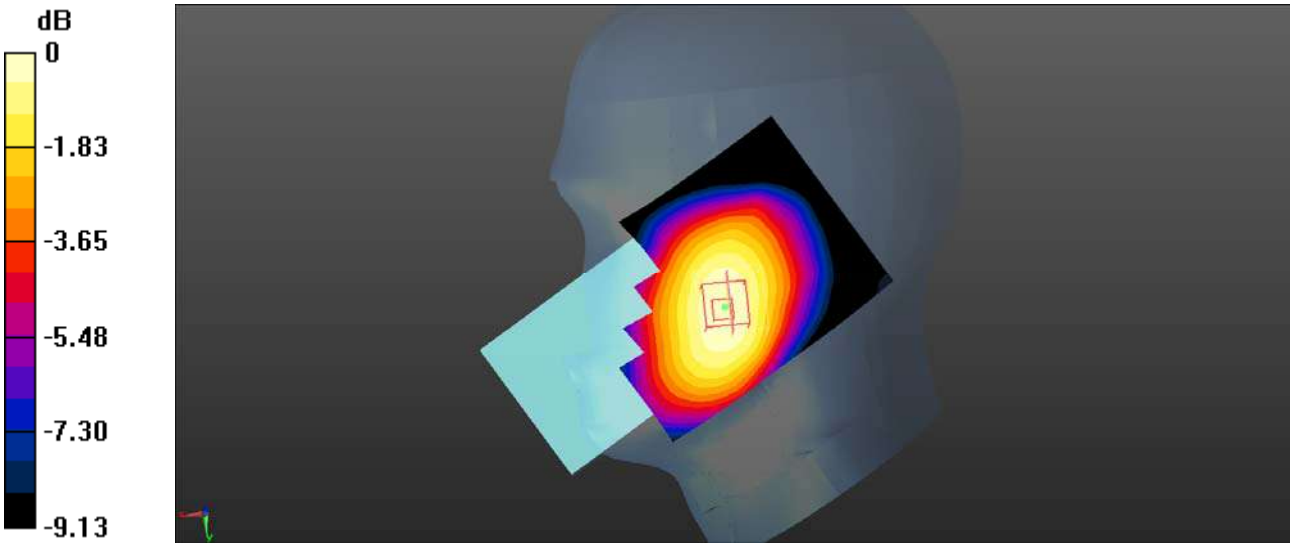

0 dB = 0.148 W/kg = -8.30 dBW/kg

Plot 132#: LTE Band 13 1RB_ Head Right Tilt_Mid

DUT: Power 7S; Type: Smart Phone; Serial: SZNS220401-11969E-SA-S1

Communication System: UID 0, Generic FDD-LTE (0); Frequency: 782 MHz;Duty Cycle: 1:1
Medium parameters used (interpolated): f = 782 MHz; σ = 0.886 S/m; ε_r = 42.687; ρ = 1000 kg/m^3
Phantom section: Right Section

DASY5 Configuration:

- Probe: EX3DV4 - SN3619; ConvF(8.63, 8.63, 8.63); Calibrated: 2021/08/25
- Sensor-Surface: 4mm (Mechanical Surface Detection)
- Electronics: DAE4 Sn1211; Calibrated: 2022/03/01
- Phantom: Twin SAM; Type: QD000P40CD; Serial: TP:1744
- Measurement SW: DASY52, Version 52.10 (4); SEMCAD X Version 14.6.14 (7501)

Head Right Tilt/LTE Band 13 1RB Mid/Area Scan (71x81x1): Interpolated grid: dx=1.500 mm, dy=1.500 mm
Maximum value of SAR (interpolated) = 0.0941 W/kg

Head Right Tilt/LTE Band 13 1RB Mid/Zoom Scan (5x5x7)/Cube 0: Measurement grid: dx=8mm, dy=8mm, dz=5mm
Reference Value = 7.589 V/m; Power Drift = -0.03 dB
Peak SAR (extrapolated) = 0.114 W/kg
SAR(1 g) = 0.092 W/kg; SAR(10 g) = 0.072 W/kg
Maximum value of SAR (measured) = 0.0948 W/kg

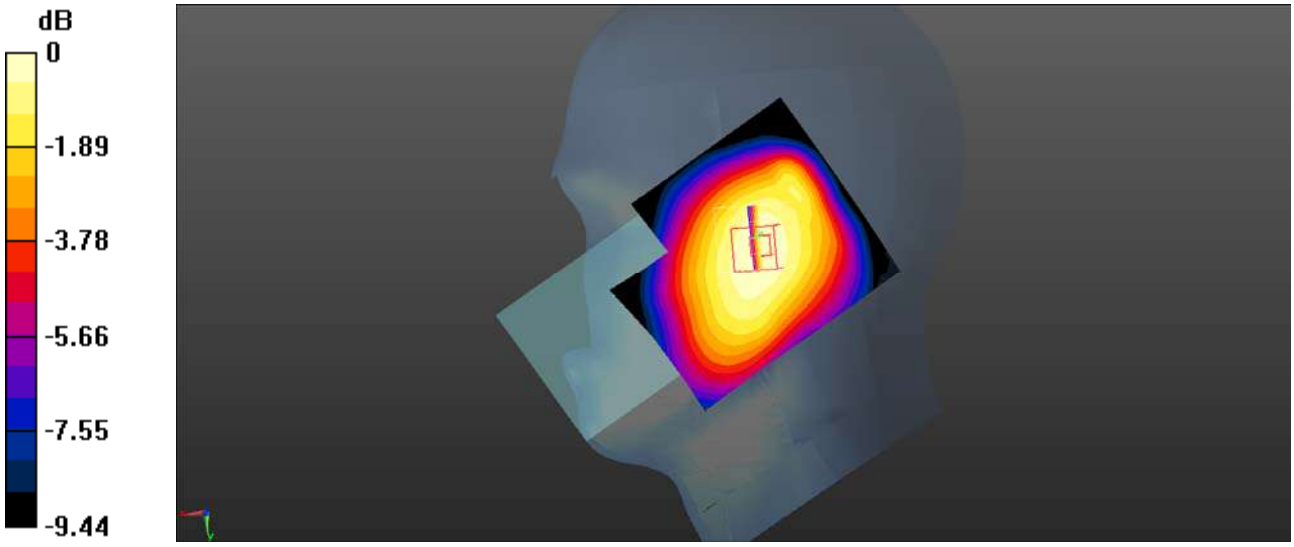

0 dB = 0.0948 W/kg = -10.23 dBW/kg

Plot 133#: LTE Band 13 50%RB_ Head Right Tilt_Mid

DUT: Power 7S; Type: Smart Phone; Serial: SZNS220401-11969E-SA-S1

Communication System: UID 0, Generic FDD-LTE (0); Frequency: 782 MHz;Duty Cycle: 1:1
Medium parameters used (interpolated): f = 782 MHz; σ = 0.886 S/m; ε_r = 42.687; ρ = 1000 kg/m^3
Phantom section: Right Section

DASY5 Configuration:

- Probe: EX3DV4 - SN3619; ConvF(8.63, 8.63, 8.63); Calibrated: 2021/08/25
- Sensor-Surface: 4mm (Mechanical Surface Detection)
- Electronics: DAE4 Sn1211; Calibrated: 2022/03/01
- Phantom: Twin SAM; Type: QD000P40CD; Serial: TP:1744
- Measurement SW: DASY52, Version 52.10 (4); SEMCAD X Version 14.6.14 (7501)

Head Right Tilt/LTE Band 13 50%RB Mid/Area Scan (71x91x1): Interpolated grid: dx=1.500 mm, dy=1.500 mm
Maximum value of SAR (interpolated) = 0.0747 W/kg

Head Right Tilt/LTE Band 13 50%RB Mid/Zoom Scan (5x5x7)/Cube 0: Measurement grid: dx=8mm, dy=8mm, dz=5mm
Reference Value = 6.714 V/m; Power Drift = 0.05 dB
Peak SAR (extrapolated) = 0.0900 W/kg
SAR(1 g) = 0.073 W/kg; SAR(10 g) = 0.057 W/kg
Maximum value of SAR (measured) = 0.0757 W/kg

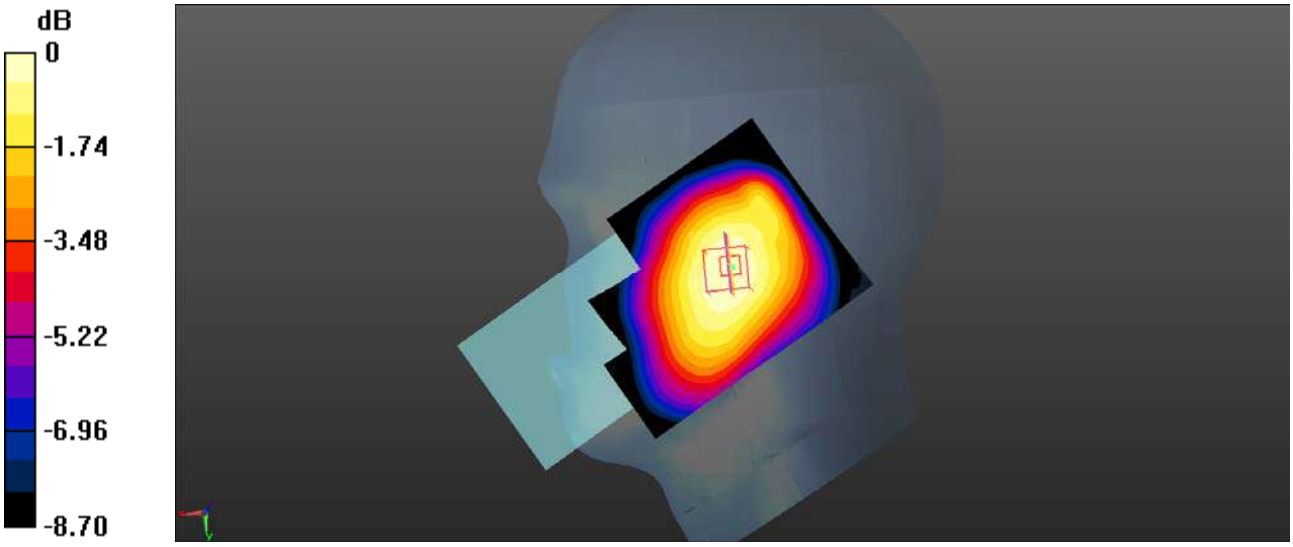

0 dB = 0.0757 W/kg = -11.21 dBW/kg

Plot 134#: LTE Band 13 1RB_ Body Front_Mid

DUT: Power 7S; Type: Smart Phone; Serial: SZNS220401-11969E-SA-S1

Communication System: UID 0, Generic FDD-LTE (0); Frequency: 782 MHz;Duty Cycle: 1:1
Medium parameters used (interpolated): f = 782 MHz; σ = 0.886 S/m; ε_r = 42.687; ρ = 1000 kg/m^3
Phantom section: Flat Section

DASY5 Configuration:

- Probe: EX3DV4 - SN3619; ConvF(8.63, 8.63, 8.63); Calibrated: 2021/08/25
- Sensor-Surface: 4mm (Mechanical Surface Detection)
- Electronics: DAE4 Sn1211; Calibrated: 2022/03/01
- Phantom: Twin SAM; Type: QD000P40CD; Serial: TP:1744
- Measurement SW: DASY52, Version 52.10 (4); SEMCAD X Version 14.6.14 (7501)

Body Front/LTE Band 13 1RB Mid/Area Scan (71x91x1): Interpolated grid: dx=1.500 mm, dy=1.500 mm
Maximum value of SAR (interpolated) = 0.234 W/kg

Body Front/LTE Band 13 1RB Mid/Zoom Scan (5x5x7)/Cube 0: Measurement grid: dx=8mm, dy=8mm, dz=5mm
Reference Value = 14.83 V/m; Power Drift = 0.03 dB
Peak SAR (extrapolated) = 0.285 W/kg
SAR(1 g) = 0.226 W/kg; SAR(10 g) = 0.170 W/kg
Maximum value of SAR (measured) = 0.235 W/kg

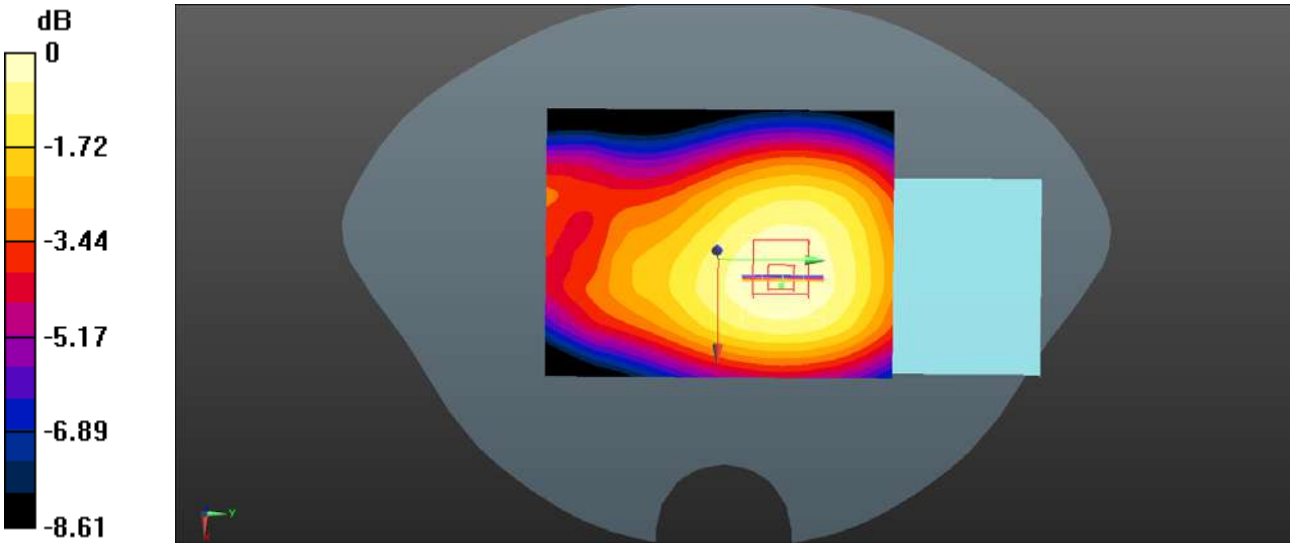

0 dB = 0.235 W/kg = -6.29 dBW/kg

Plot 135#: LTE Band 13 50%RB_ Body Front_Mid

DUT: Power 7S; Type: Smart Phone; Serial: SZNS220401-11969E-SA-S1

Communication System: UID 0, Generic FDD-LTE (0); Frequency: 782 MHz;Duty Cycle: 1:1
Medium parameters used (interpolated): f = 782 MHz; σ = 0.886 S/m; ε_r = 42.687; ρ = 1000 kg/m^3
Phantom section: Flat Section

DASY5 Configuration:

- Probe: EX3DV4 - SN3619; ConvF(8.63, 8.63, 8.63); Calibrated: 2021/08/25
- Sensor-Surface: 4mm (Mechanical Surface Detection)
- Electronics: DAE4 Sn1211; Calibrated: 2022/03/01
- Phantom: Twin SAM; Type: QD000P40CD; Serial: TP:1744
- Measurement SW: DASY52, Version 52.10 (4); SEMCAD X Version 14.6.14 (7501)

Body Front/LTE Band 13 50%RB Mid/Area Scan (71x91x1): Interpolated grid: dx=1.500 mm, dy=1.500 mm
Maximum value of SAR (interpolated) = 0.185 W/kg

Body Front/LTE Band 13 50%RB Mid/Zoom Scan (5x5x7)/Cube 0: Measurement grid: dx=8mm, dy=8mm, dz=5mm
Reference Value = 13.12 V/m; Power Drift = -0.07 dB
Peak SAR (extrapolated) = 0.218 W/kg
SAR(1 g) = 0.173 W/kg; SAR(10 g) = 0.131 W/kg
Maximum value of SAR (measured) = 0.180 W/kg

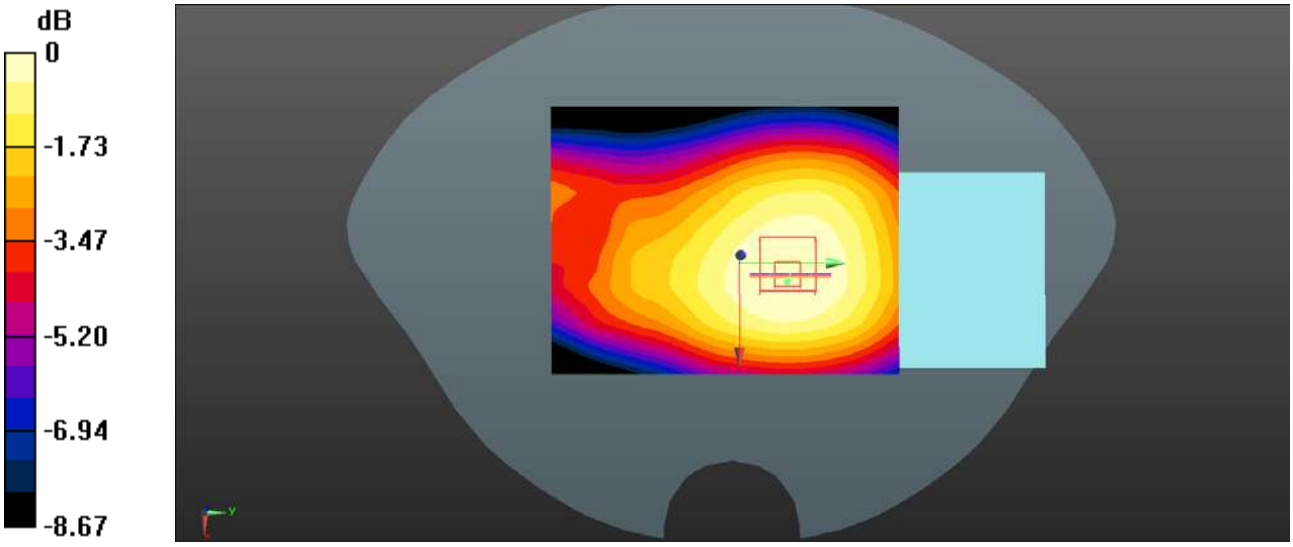

0 dB = 0.180 W/kg = -7.45 dBW/kg

Plot 136#: LTE Band 13 1RB_ Body Back_Mid

DUT: Power 7S; Type: Smart Phone; Serial: SZNS220401-11969E-SA-S1

Communication System: UID 0, Generic FDD-LTE (0); Frequency: 782 MHz;Duty Cycle: 1:1
Medium parameters used (interpolated): f = 782 MHz; σ = 0.886 S/m; ε_r = 42.687; ρ = 1000 kg/m^3
Phantom section: Flat Section

DASY5 Configuration:

- Probe: EX3DV4 - SN3619; ConvF(8.63, 8.63, 8.63); Calibrated: 2021/08/25
- Sensor-Surface: 4mm (Mechanical Surface Detection)
- Electronics: DAE4 Sn1211; Calibrated: 2022/03/01
- Phantom: Twin SAM; Type: QD000P40CD; Serial: TP:1744
- Measurement SW: DASY52, Version 52.10 (4); SEMCAD X Version 14.6.14 (7501)

Body Back/LTE Band 13 1RB Mid/Area Scan (71x91x1): Interpolated grid: dx=1.500 mm, dy=1.500 mm
Maximum value of SAR (interpolated) = 0.299 W/kg

Body Back/LTE Band 13 1RB Mid/Zoom Scan (5x5x7)/Cube 0: Measurement grid: dx=8mm, dy=8mm, dz=5mm
Reference Value = 16.68 V/m; Power Drift = -0.03 dB
Peak SAR (extrapolated) = 0.358 W/kg
SAR(1 g) = 0.287 W/kg; SAR(10 g) = 0.216 W/kg
Maximum value of SAR (measured) = 0.297 W/kg

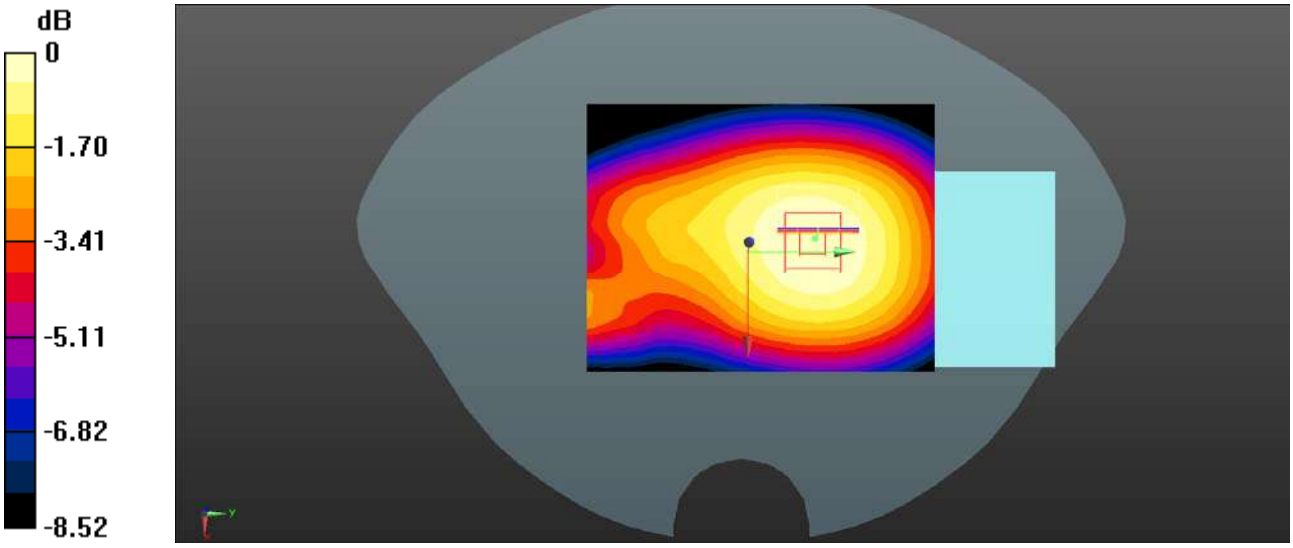

0 dB = 0.297 W/kg = -5.27 dBW/kg

Plot 137#: LTE Band 13 50%RB_ Body Back_Mid

DUT: Power 7S; Type: Smart Phone; Serial: SZNS220401-11969E-SA-S1

Communication System: UID 0, Generic FDD-LTE (0); Frequency: 782 MHz;Duty Cycle: 1:1
Medium parameters used (interpolated): f = 782 MHz; σ = 0.886 S/m; ε_r = 42.687; ρ = 1000 kg/m^3
Phantom section: Flat Section

DASY5 Configuration:

- Probe: EX3DV4 - SN3619; ConvF(8.63, 8.63, 8.63); Calibrated: 2021/08/25
- Sensor-Surface: 4mm (Mechanical Surface Detection)
- Electronics: DAE4 Sn1211; Calibrated: 2022/03/01
- Phantom: Twin SAM; Type: QD000P40CD; Serial: TP:1744
- Measurement SW: DASY52, Version 52.10 (4); SEMCAD X Version 14.6.14 (7501)

Body Back/LTE Band 13 50%RB Mid/Area Scan (71x91x1): Interpolated grid: dx=1.500 mm, dy=1.500 mm
Maximum value of SAR (interpolated) = 0.234 W/kg

Body Back/LTE Band 13 50%RB Mid/Zoom Scan (5x5x7)/Cube 0: Measurement grid: dx=8mm, dy=8mm, dz=5mm
Reference Value = 14.63 V/m; Power Drift = 0.06 dB
Peak SAR (extrapolated) = 0.283 W/kg
SAR(1 g) = 0.226 W/kg; SAR(10 g) = 0.170 W/kg
Maximum value of SAR (measured) = 0.235 W/kg

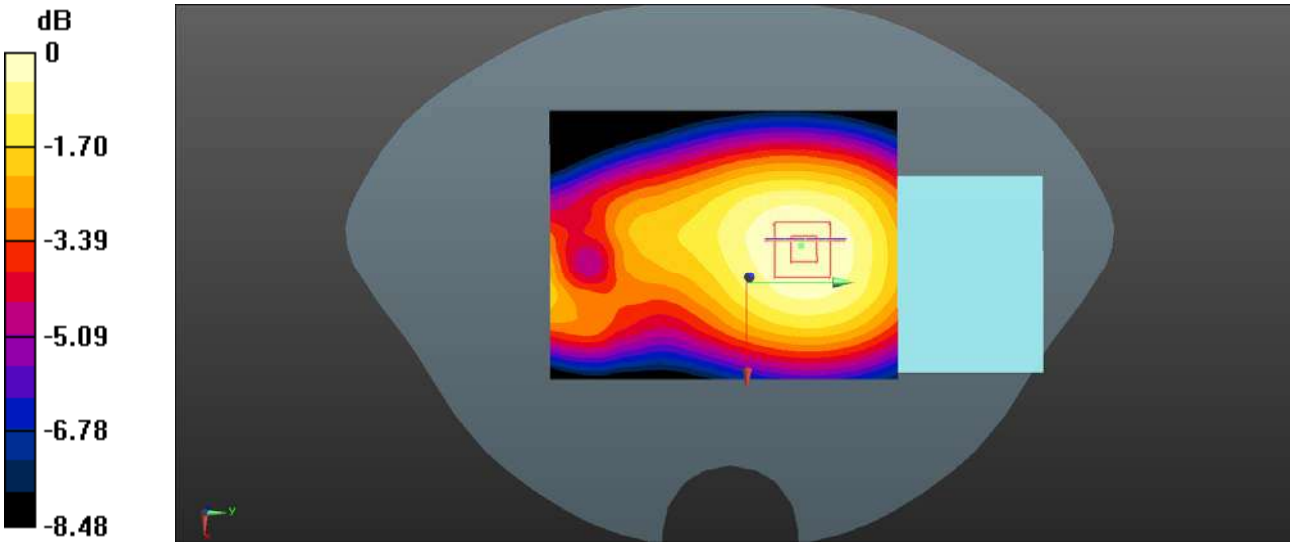

0 dB = 0.235 W/kg = -6.29 dBW/kg

Plot 138#: LTE Band 13 1RB_ Body Left_Mid

DUT: Power 7S; Type: Smart Phone; Serial: SZNS220401-11969E-SA-S1

Communication System: UID 0, Generic FDD-LTE (0); Frequency: 782 MHz;Duty Cycle: 1:1
Medium parameters used (interpolated): f = 782 MHz; σ = 0.886 S/m; ε_r = 42.687; ρ = 1000 kg/m^3
Phantom section: Flat Section

DASY5 Configuration:

- Probe: EX3DV4 - SN3619; ConvF(8.63, 8.63, 8.63); Calibrated: 2021/08/25
- Sensor-Surface: 4mm (Mechanical Surface Detection)
- Electronics: DAE4 Sn1211; Calibrated: 2022/03/01
- Phantom: Twin SAM; Type: QD000P40CD; Serial: TP:1744
- Measurement SW: DASY52, Version 52.10 (4); SEMCAD X Version 14.6.14 (7501)

Body Left/LTE Band 13 1RB Mid/Area Scan (71x91x1): Interpolated grid: dx=1.500 mm, dy=1.500 mm
Maximum value of SAR (interpolated) = 0.276 W/kg

Body Left/LTE Band 13 1RB Mid/Zoom Scan (5x5x7)/Cube 0: Measurement grid: dx=8mm, dy=8mm, dz=5mm
Reference Value = 14.61 V/m; Power Drift = 0.04 dB
Peak SAR (extrapolated) = 0.368 W/kg
SAR(1 g) = 0.265 W/kg; SAR(10 g) = 0.182 W/kg
Maximum value of SAR (measured) = 0.280 W/kg

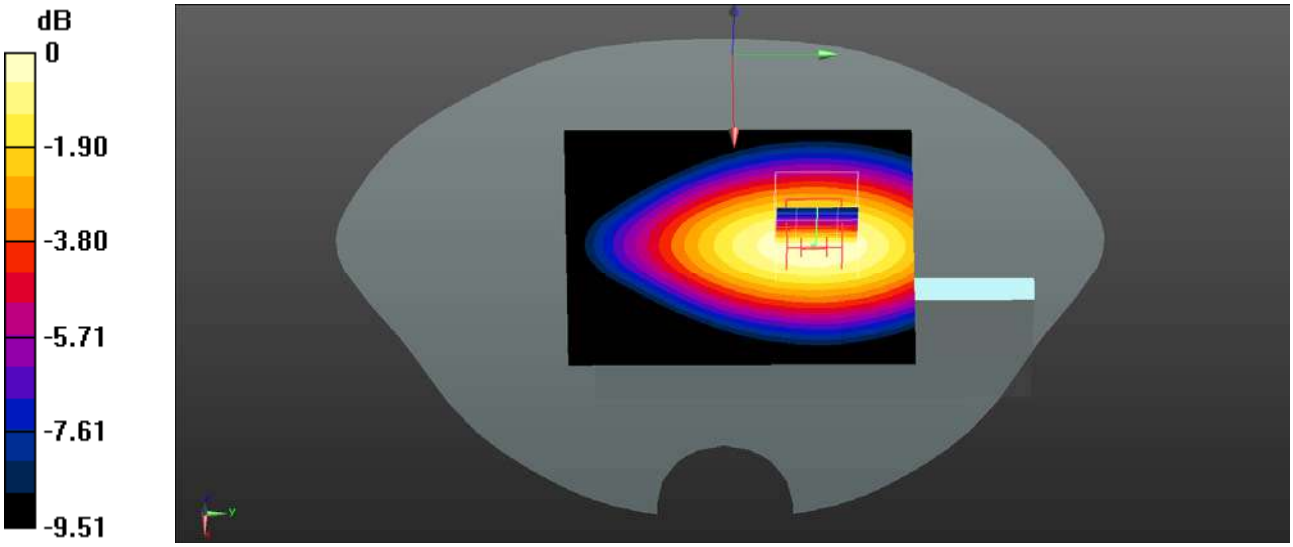

0 dB = 0.280 W/kg = -5.53 dBW/kg

Plot 139#: LTE Band 13 50%RB_ Body Left_Mid

DUT: Power 7S; Type: Smart Phone; Serial: SZNS220401-11969E-SA-S1

Communication System: UID 0, Generic FDD-LTE (0); Frequency: 782 MHz;Duty Cycle: 1:1
Medium parameters used (interpolated): f = 782 MHz; σ = 0.886 S/m; ε_r = 42.687; ρ = 1000 kg/m^3
Phantom section: Flat Section

DASY5 Configuration:

- Probe: EX3DV4 - SN3619; ConvF(8.63, 8.63, 8.63); Calibrated: 2021/08/25
- Sensor-Surface: 4mm (Mechanical Surface Detection)
- Electronics: DAE4 Sn1211; Calibrated: 2022/03/01
- Phantom: Twin SAM; Type: QD000P40CD; Serial: TP:1744
- Measurement SW: DASY52, Version 52.10 (4); SEMCAD X Version 14.6.14 (7501)

Body Left/LTE Band 13 50%RB Mid/Area Scan (71x91x1): Interpolated grid: dx=1.500 mm, dy=1.500 mm
Maximum value of SAR (interpolated) = 0.220 W/kg

Body Left/LTE Band 13 50%RB Mid/Zoom Scan (5x5x7)/Cube 0: Measurement grid: dx=8mm, dy=8mm, dz=5mm
Reference Value = 12.11 V/m; Power Drift = -0.12 dB
Peak SAR (extrapolated) = 0.288 W/kg
SAR(1 g) = 0.207 W/kg; SAR(10 g) = 0.142 W/kg
Maximum value of SAR (measured) = 0.219 W/kg

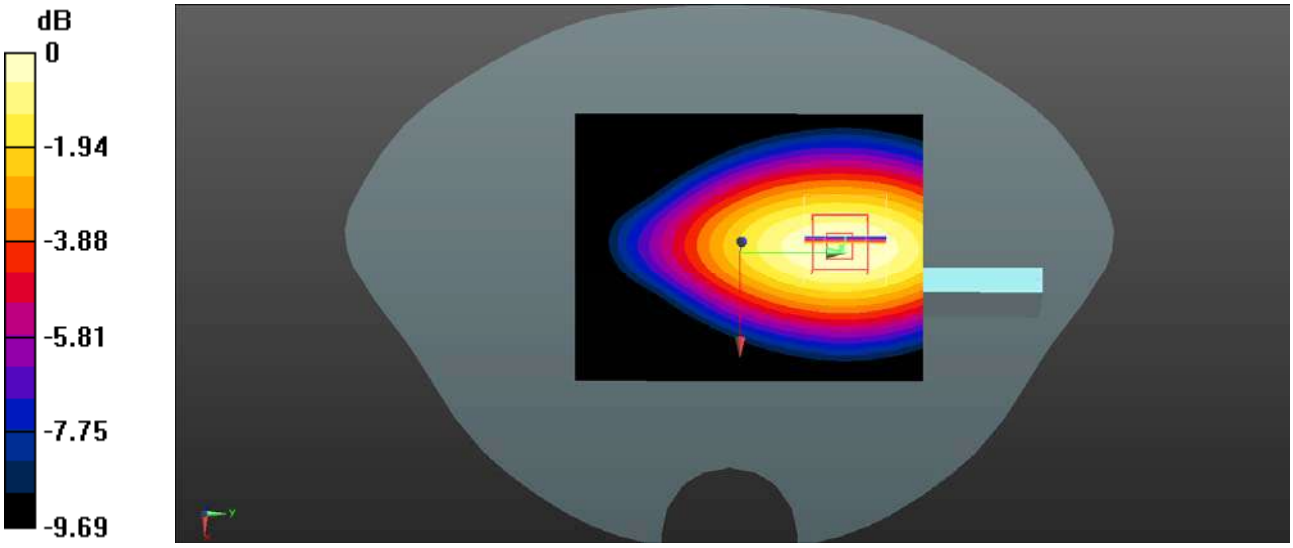

0 dB = 0.219 W/kg = -6.60 dBW/kg

Plot 140#: LTE Band 13 1RB_ Body Right_Mid

DUT: Power 7S; Type: Smart Phone; Serial: SZNS220401-11969E-SA-S1

Communication System: UID 0, Generic FDD-LTE (0); Frequency: 782 MHz;Duty Cycle: 1:1
Medium parameters used (interpolated): f = 782 MHz; σ = 0.886 S/m; ε_r = 42.687; ρ = 1000 kg/m^3
Phantom section: Flat Section

DASY5 Configuration:

- Probe: EX3DV4 - SN3619; ConvF(8.63, 8.63, 8.63); Calibrated: 2021/08/25
- Sensor-Surface: 4mm (Mechanical Surface Detection)
- Electronics: DAE4 Sn1211; Calibrated: 2022/03/01
- Phantom: Twin SAM; Type: QD000P40CD; Serial: TP:1744
- Measurement SW: DASY52, Version 52.10 (4); SEMCAD X Version 14.6.14 (7501)

Body Right/LTE Band 13 1RB Mid/Area Scan (71x91x1): Interpolated grid: dx=1.500 mm, dy=1.500 mm
Maximum value of SAR (interpolated) = 0.133 W/kg

Body Right/LTE Band 13 1RB Mid/Zoom Scan (5x5x7)/Cube 0: Measurement grid: dx=8mm, dy=8mm, dz=5mm
Reference Value = 9.581 V/m; Power Drift = 0.06 dB
Peak SAR (extrapolated) = 0.178 W/kg
SAR(1 g) = 0.126 W/kg; SAR(10 g) = 0.085 W/kg
Maximum value of SAR (measured) = 0.134 W/kg

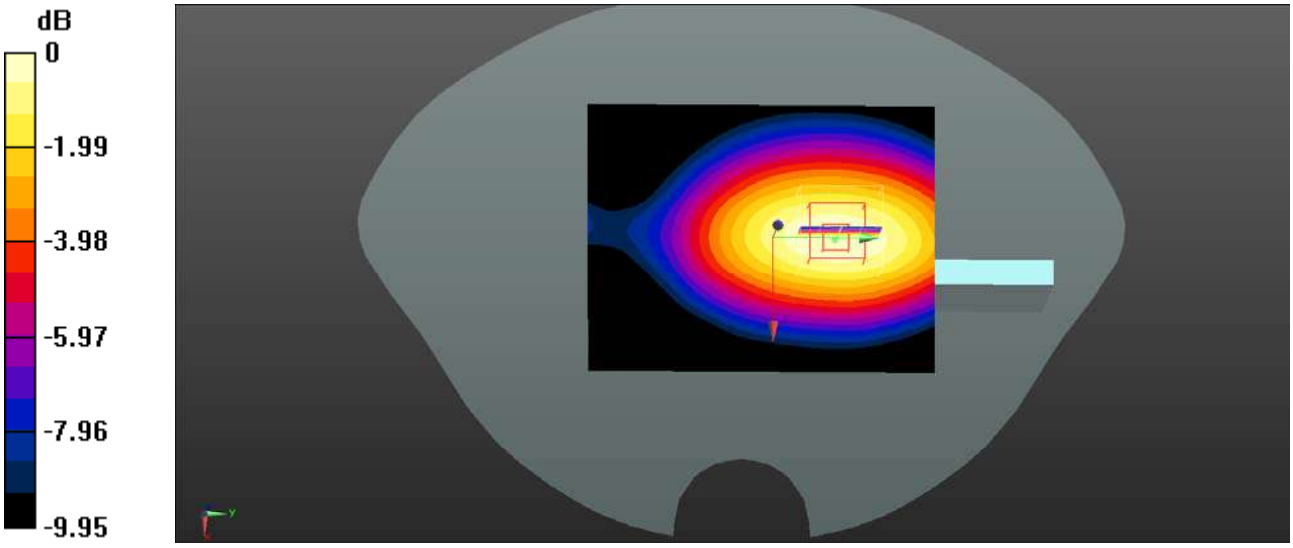

0 dB = 0.134 W/kg = -8.73 dBW/kg

Plot 141#: LTE Band 13 50%RB_ Body Right_Mid

DUT: Power 7S; Type: Smart Phone; Serial: SZNS220401-11969E-SA-S1

Communication System: UID 0, Generic FDD-LTE (0); Frequency: 782 MHz;Duty Cycle: 1:1
Medium parameters used (interpolated): f = 782 MHz; σ = 0.886 S/m; ε_r = 42.687; ρ = 1000 kg/m^3
Phantom section: Flat Section

DASY5 Configuration:

- Probe: EX3DV4 - SN3619; ConvF(8.63, 8.63, 8.63); Calibrated: 2021/08/25
- Sensor-Surface: 4mm (Mechanical Surface Detection)
- Electronics: DAE4 Sn1211; Calibrated: 2022/03/01
- Phantom: Twin SAM; Type: QD000P40CD; Serial: TP:1744
- Measurement SW: DASY52, Version 52.10 (4); SEMCAD X Version 14.6.14 (7501)

Body Right/LTE Band 13 50%RB Mid/Area Scan (71x91x1): Interpolated grid: dx=1.500 mm, dy=1.500 mm
Maximum value of SAR (interpolated) = 0.101 W/kg

Body Right/LTE Band 13 50%RB Mid/Zoom Scan (5x5x7)/Cube 0: Measurement grid: dx=8mm, dy=8mm, dz=5mm
Reference Value = 8.348 V/m; Power Drift = 0.08 dB
Peak SAR (extrapolated) = 0.135 W/kg
SAR(1 g) = 0.096 W/kg; SAR(10 g) = 0.065 W/kg
Maximum value of SAR (measured) = 0.102 W/kg

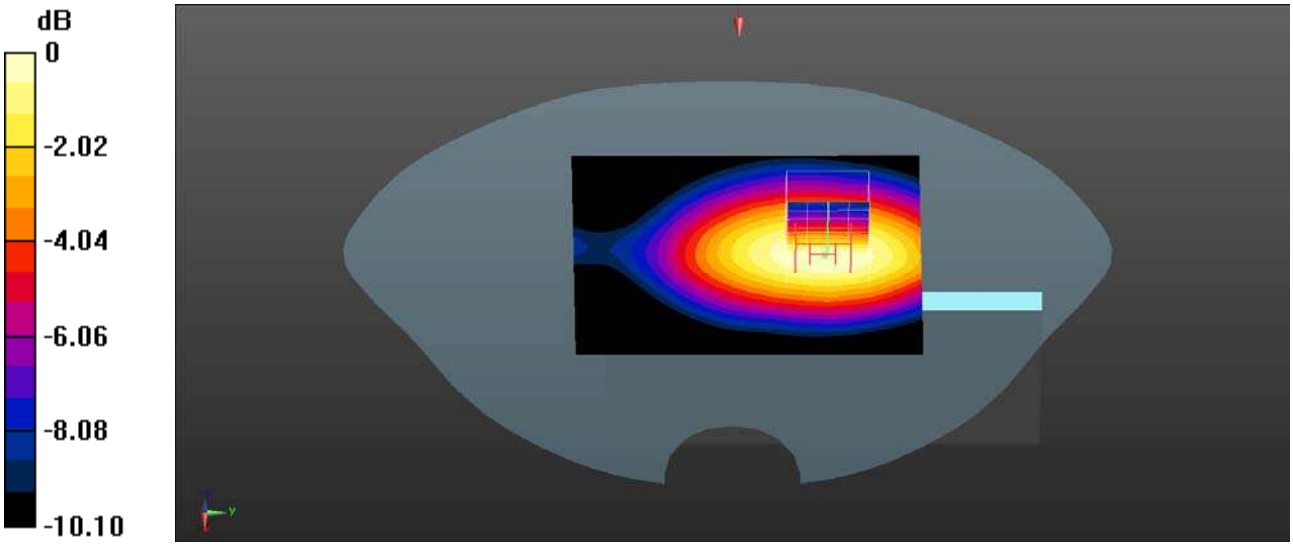

0 dB = 0.102 W/kg = -9.91 dBW/kg

Plot 142#: LTE Band 13 1RB_ Body Bottom_Mid

DUT: Power 7S; Type: Smart Phone; Serial: SZNS220401-11969E-SA-S1

Communication System: UID 0, Generic FDD-LTE (0); Frequency: 782 MHz;Duty Cycle: 1:1
Medium parameters used (interpolated): f = 782 MHz; σ = 0.886 S/m; ε_r = 42.687; ρ = 1000 kg/m^3
Phantom section: Flat Section

DASY5 Configuration:

- Probe: EX3DV4 - SN3619; ConvF(8.63, 8.63, 8.63); Calibrated: 2021/08/25
- Sensor-Surface: 4mm (Mechanical Surface Detection)
- Electronics: DAE4 Sn1211; Calibrated: 2022/03/01
- Phantom: Twin SAM; Type: QD000P40CD; Serial: TP:1744
- Measurement SW: DASY52, Version 52.10 (4); SEMCAD X Version 14.6.14 (7501)

Body Bottom/LTE Band 13 1RB Mid/Area Scan (71x91x1): Interpolated grid: dx=1.500 mm, dy=1.500 mm
Maximum value of SAR (interpolated) = 0.207 W/kg

Body Bottom/LTE Band 13 1RB Mid/Zoom Scan (5x5x7)/Cube 0: Measurement grid: dx=8mm, dy=8mm, dz=5mm
Reference Value = 15.49 V/m; Power Drift = -0.17 dB
Peak SAR (extrapolated) = 0.354 W/kg
SAR(1 g) = 0.190 W/kg; SAR(10 g) = 0.100 W/kg
Maximum value of SAR (measured) = 0.211 W/kg

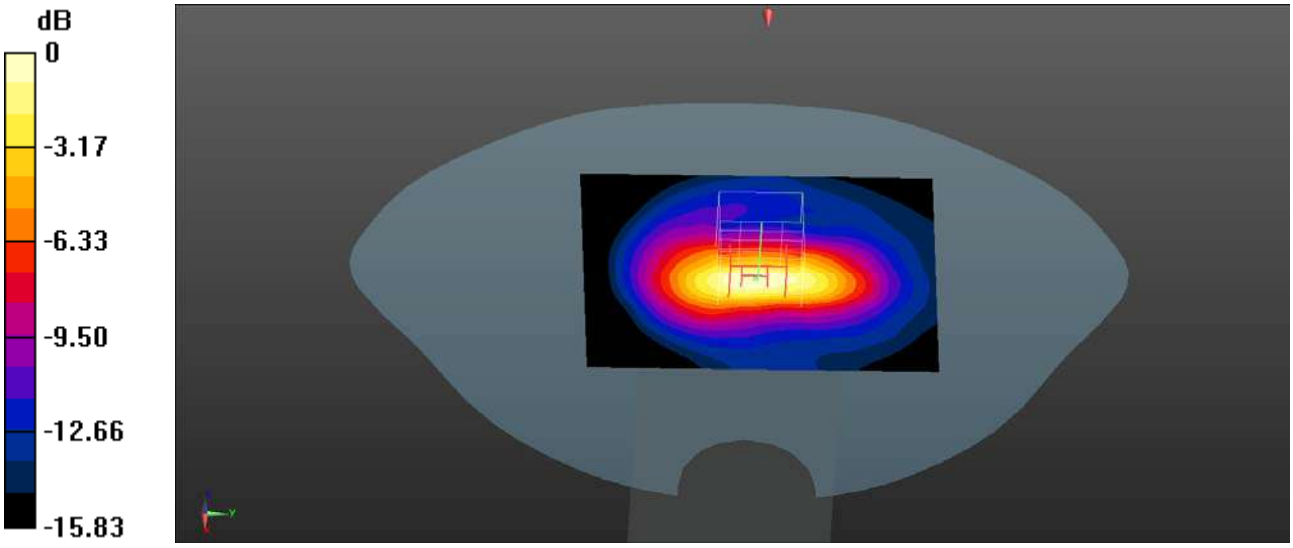

0 dB = 0.211 W/kg = -6.76 dBW/kg

Plot 143#: LTE Band 13 50%RB_ Body Bottom_Mid

DUT: Power 7S; Type: Smart Phone; Serial: SZNS220401-11969E-SA-S1

Communication System: UID 0, Generic FDD-LTE (0); Frequency: 782 MHz;Duty Cycle: 1:1
Medium parameters used (interpolated): f = 782 MHz; σ = 0.886 S/m; ε_r = 42.687; ρ = 1000 kg/m^3
Phantom section: Flat Section

DASY5 Configuration:

- Probe: EX3DV4 - SN3619; ConvF(8.63, 8.63, 8.63); Calibrated: 2021/08/25
- Sensor-Surface: 4mm (Mechanical Surface Detection)
- Electronics: DAE4 Sn1211; Calibrated: 2022/03/01
- Phantom: Twin SAM; Type: QD000P40CD; Serial: TP:1744
- Measurement SW: DASY52, Version 52.10 (4); SEMCAD X Version 14.6.14 (7501)

Body Bottom/LTE Band 13 50%RB Mid/Area Scan (71x91x1): Interpolated grid: dx=1.500 mm, dy=1.500 mm
Maximum value of SAR (interpolated) = 0.163 W/kg

Body Bottom/LTE Band 13 50%RB Mid/Zoom Scan (5x5x7)/Cube 0: Measurement grid: dx=8mm, dy=8mm, dz=5mm
Reference Value = 13.60 V/m; Power Drift = -0.14 dB
Peak SAR (extrapolated) = 0.285 W/kg
SAR(1 g) = 0.151 W/kg; SAR(10 g) = 0.079 W/kg
Maximum value of SAR (measured) = 0.168 W/kg

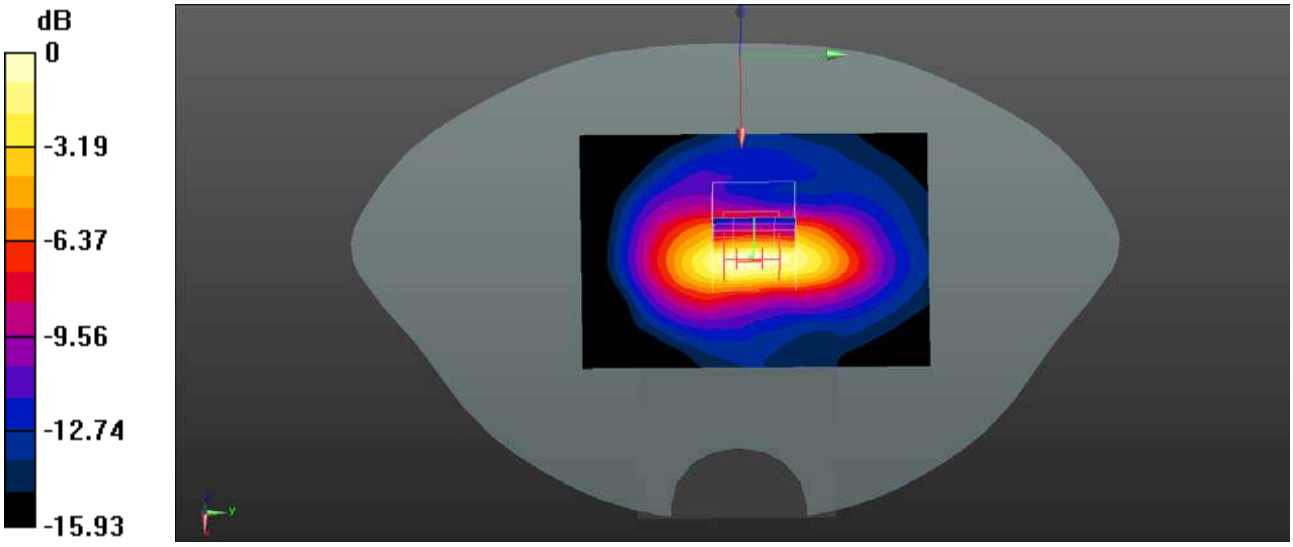

0 dB = 0.168 W/kg = -7.75 dBW/kg

Plot 144#: LTE Band 41 1RB_ Head Left Cheek_Low-Mid

DUT: Power 7S; Type: Smart Phone; Serial: SZNS220401-11969E-SA-S1

Communication System: UID 0, Generic TDD-LTE (0); Frequency: 2580 MHz;Duty Cycle: 1:1.58
Medium parameters used (interpolated): f = 2580 MHz; σ = 1.965 S/m; ε_r = 39.351; ρ = 1000 kg/m^3
Phantom section: Left Section

DASY5 Configuration:

- Probe: EX3DV4 - SN3619; ConvF(6.53, 6.53, 6.53); Calibrated: 2021/08/25
- Sensor-Surface: 4mm (Mechanical Surface Detection)
- Electronics: DAE4 Sn1211; Calibrated: 2022/03/01
- Phantom: Twin SAM; Type: QD000P40CD; Serial: TP:1744
- Measurement SW: DASY52, Version 52.10 (4); SEMCAD X Version 14.6.14 (7501)

Head Left Cheek/LTE Band 41 1RB Low-Mid/Area Scan (101x131x1): Interpolated grid: dx=1.000 mm, dy=1.000 mm
Maximum value of SAR (interpolated) = 0.0921 W/kg

Head Left Cheek/LTE Band 41 1RB Low-Mid/Zoom Scan (7x7x7)/Cube 0: Measurement grid: dx=5mm, dy=5mm, dz=5mm
Reference Value = 5.371 V/m; Power Drift = -0.18 dB
Peak SAR (extrapolated) = 0.180 W/kg
SAR(1 g) = 0.085 W/kg; SAR(10 g) = 0.040 W/kg
Maximum value of SAR (measured) = 0.100 W/kg

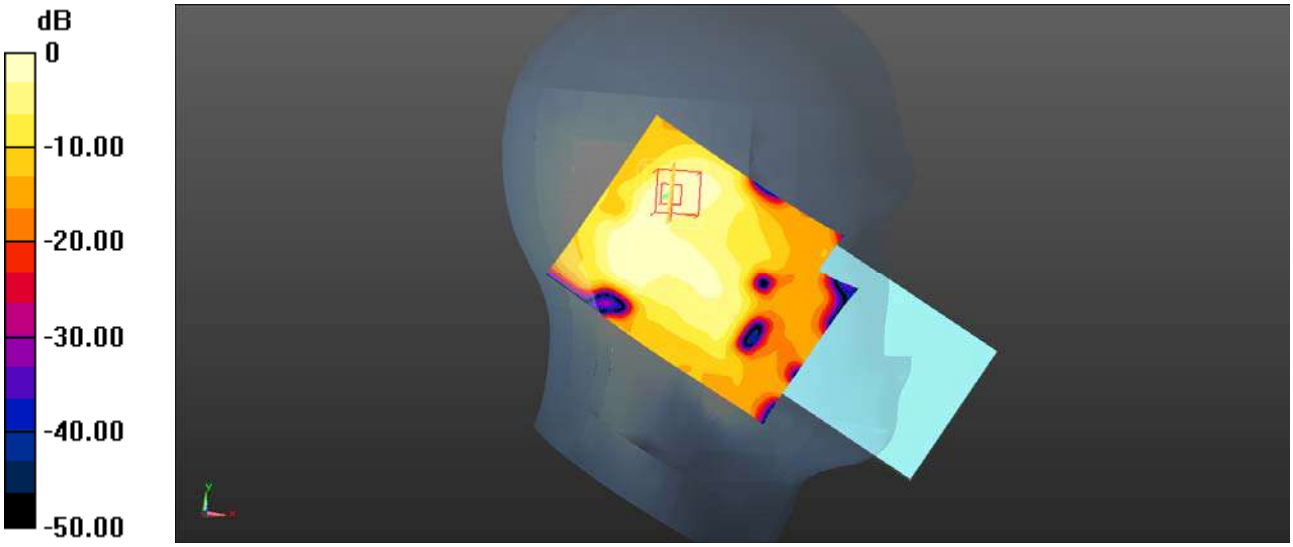

0 dB = 0.100 W/kg = -10.00 dBW/kg

Plot 145#: LTE Band 41 50%RB_ Head Left Cheek_Low-Mid

DUT: Power 7S; Type: Smart Phone; Serial: SZNS220401-11969E-SA-S1

Communication System: UID 0, Generic TDD-LTE (0); Frequency: 2580 MHz;Duty Cycle: 1:1.58
Medium parameters used (interpolated): f = 2580 MHz; σ = 1.965 S/m; ε_r = 39.351; ρ = 1000 kg/m^3
Phantom section: Left Section

DASY5 Configuration:

- Probe: EX3DV4 - SN3619; ConvF(6.53, 6.53, 6.53); Calibrated: 2021/08/25
- Sensor-Surface: 4mm (Mechanical Surface Detection)
- Electronics: DAE4 Sn1211; Calibrated: 2022/03/01
- Phantom: Twin SAM; Type: QD000P40CD; Serial: TP:1744
- Measurement SW: DASY52, Version 52.10 (4); SEMCAD X Version 14.6.14 (7501)

Head Left Cheek/LTE Band 41 50%RB Low-Mid/Area Scan (101x131x1): Interpolated grid: dx=1.000 mm, dy=1.000 mm
Maximum value of SAR (interpolated) = 0.0696 W/kg

Head Left Cheek/LTE Band 41 50%RB Low-Mid/Zoom Scan (7x7x7)/Cube 0: Measurement grid: dx=5mm, dy=5mm, dz=5mm
Reference Value = 4.721 V/m; Power Drift = -0.11 dB
Peak SAR (extrapolated) = 0.141 W/kg
SAR(1 g) = 0.066 W/kg; SAR(10 g) = 0.031 W/kg
Maximum value of SAR (measured) = 0.0777 W/kg

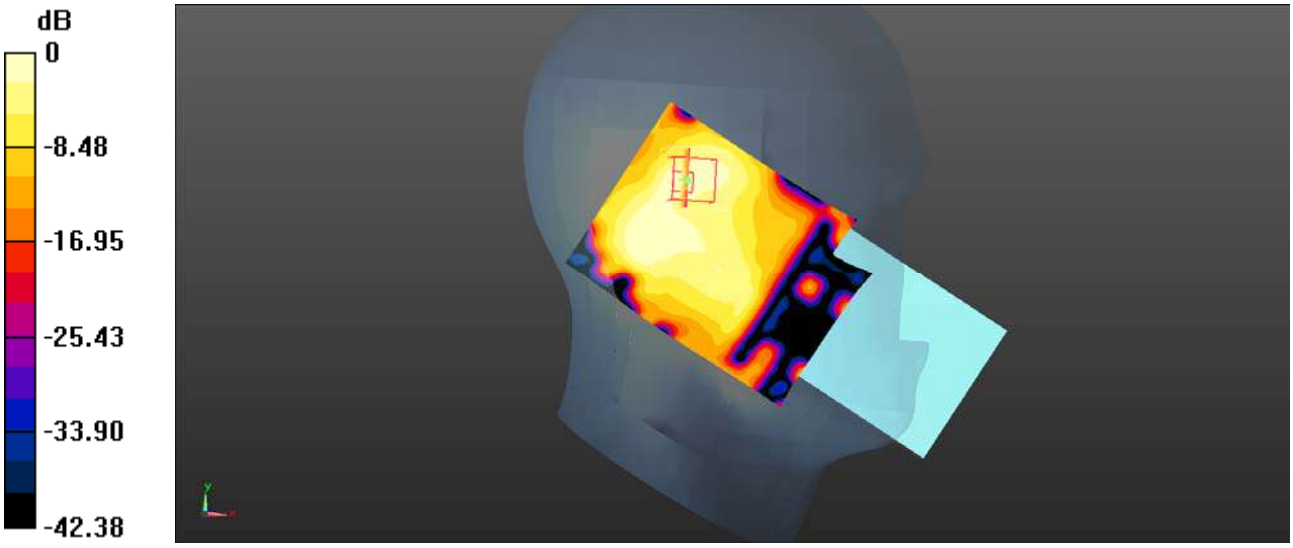

0 dB = 0.0777 W/kg = -11.10 dBW/kg

Plot 146#: LTE Band 41 1RB_ Head Left Tilt_Low-Mid

DUT: Power 7S; Type: Smart Phone; Serial: SZNS220401-11969E-SA-S1

Communication System: UID 0, Generic TDD-LTE (0); Frequency: 2580 MHz;Duty Cycle: 1:1.58
Medium parameters used (interpolated): f = 2580 MHz; σ = 1.965 S/m; ε_r = 39.351; ρ = 1000 kg/m^3
Phantom section: Left Section

DASY5 Configuration:

- Probe: EX3DV4 - SN3619; ConvF(6.53, 6.53, 6.53); Calibrated: 2021/08/25
- Sensor-Surface: 4mm (Mechanical Surface Detection)
- Electronics: DAE4 Sn1211; Calibrated: 2022/03/01
- Phantom: Twin SAM; Type: QD000P40CD; Serial: TP:1744
- Measurement SW: DASY52, Version 52.10 (4); SEMCAD X Version 14.6.14 (7501)

Head Left Tilt/LTE Band 41 1RB Low-Mid/Area Scan (101x111x1): Interpolated grid: dx=1.000 mm, dy=1.000 mm
Maximum value of SAR (interpolated) = 0.107 W/kg

Head Left Tilt/LTE Band 41 1RB Low-Mid/Zoom Scan (7x7x7)/Cube 0: Measurement grid: dx=5mm, dy=5mm, dz=5mm
Reference Value = 4.551 V/m; Power Drift = 0.20 dB
Peak SAR (extrapolated) = 0.204 W/kg
SAR(1 g) = 0.100 W/kg; SAR(10 g) = 0.047 W/kg
Maximum value of SAR (measured) = 0.116 W/kg

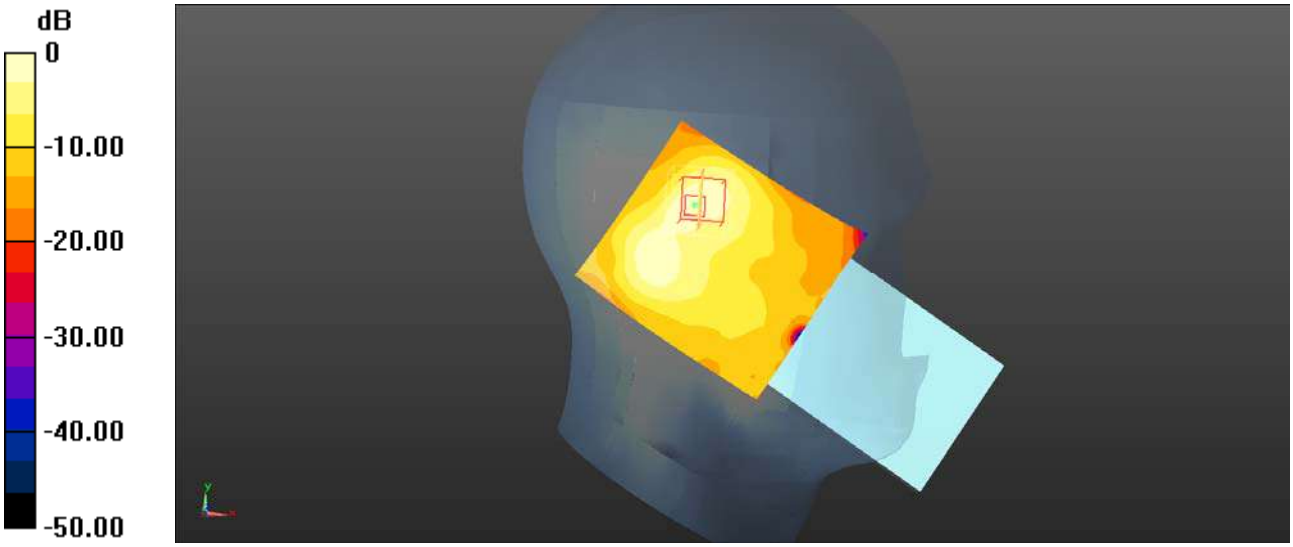

0 dB = 0.116 W/kg = -9.36 dBW/kg

Plot 147#: LTE Band 41 50%RB_ Head Left Tilt_Low-Mid

DUT: Power 7S; Type: Smart Phone; Serial: SZNS220401-11969E-SA-S1

Communication System: UID 0, Generic TDD-LTE (0); Frequency: 2580 MHz;Duty Cycle: 1:1.58
Medium parameters used (interpolated): f = 2580 MHz; σ = 1.965 S/m; ε_r = 39.351; ρ = 1000 kg/m^3
Phantom section: Left Section

DASY5 Configuration:

- Probe: EX3DV4 - SN3619; ConvF(6.53, 6.53, 6.53); Calibrated: 2021/08/25
- Sensor-Surface: 4mm (Mechanical Surface Detection)
- Electronics: DAE4 Sn1211; Calibrated: 2022/03/01
- Phantom: Twin SAM; Type: QD000P40CD; Serial: TP:1744
- Measurement SW: DASY52, Version 52.10 (4); SEMCAD X Version 14.6.14 (7501)

Head Left Tilt/LTE Band 41 50%RB Low-Mid/Area Scan (101x111x1): Interpolated grid: dx=1.000 mm, dy=1.000 mm
Maximum value of SAR (interpolated) = 0.0804 W/kg

Head Left Tilt/LTE Band 41 50%RB Low-Mid/Zoom Scan (7x7x7)/Cube 0: Measurement grid: dx=5mm, dy=5mm, dz=5mm
Reference Value = 4.681 V/m; Power Drift = -0.05 dB
Peak SAR (extrapolated) = 0.150 W/kg
SAR(1 g) = 0.074 W/kg; SAR(10 g) = 0.034 W/kg
Maximum value of SAR (measured) = 0.0830 W/kg

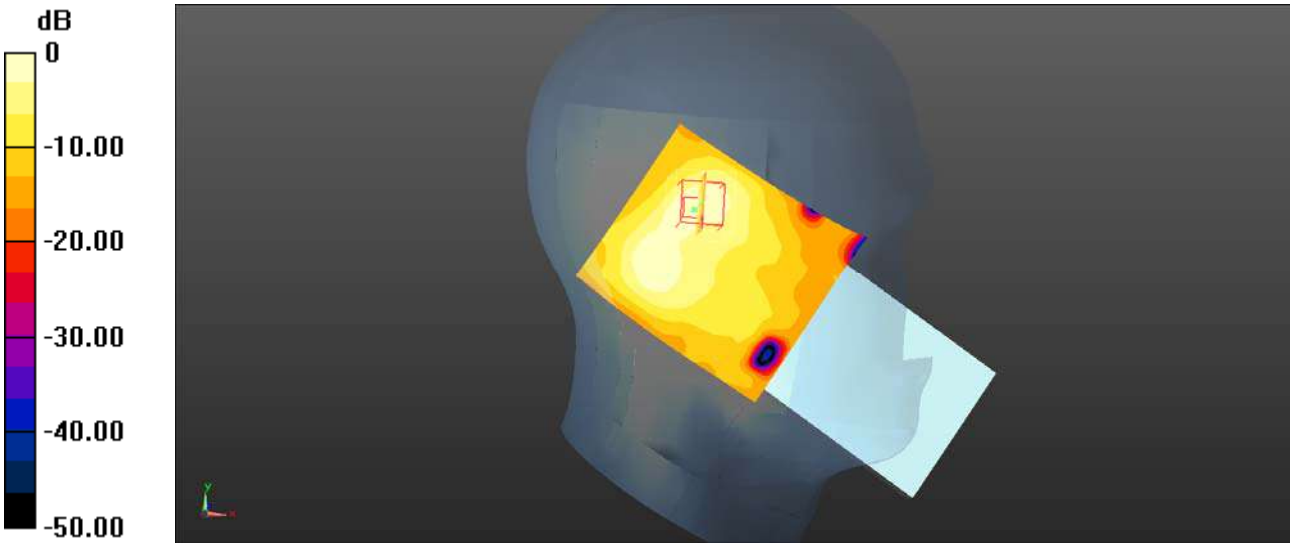

0 dB = 0.0830 W/kg = -10.81 dBW/kg

Plot 147#: LTE Band 41 1RB_ Head Right Cheek_Low

DUT: Power 7S; Type: Smart Phone; Serial: SZNS220401-11969E-SA-S1

Communication System: UID 0, Generic TDD-LTE (0); Frequency: 2545 MHz;Duty Cycle: 1:1.58
Medium parameters used (interpolated): f = 2545 MHz; σ = 1.934 S/m; ε_r = 39.431; ρ = 1000 kg/m^3
Phantom section: Right Section

DASY5 Configuration:

- Probe: EX3DV4 - SN3619; ConvF(6.53, 6.53, 6.53); Calibrated: 2021/08/25
- Sensor-Surface: 4mm (Mechanical Surface Detection)
- Electronics: DAE4 Sn1211; Calibrated: 2022/03/01
- Phantom: Twin SAM; Type: QD000P40CD; Serial: TP:1744
- Measurement SW: DASY52, Version 52.10 (4); SEMCAD X Version 14.6.14 (7501)

Head Right Cheek/LTE Band 41 1RB Low/Area Scan (101x121x1): Interpolated grid: dx=1.000 mm, dy=1.000 mm
Maximum value of SAR (interpolated) = 0.262 W/kg

Head Right Cheek/LTE Band 41 1RB Low/Zoom Scan (7x7x7)/Cube 0: Measurement grid: dx=5mm, dy=5mm, dz=5mm
Reference Value = 4.674 V/m; Power Drift = 0.13 dB
Peak SAR (extrapolated) = 0.495 W/kg
SAR(1 g) = 0.224 W/kg; SAR(10 g) = 0.109 W/kg
Maximum value of SAR (measured) = 0.246 W/kg

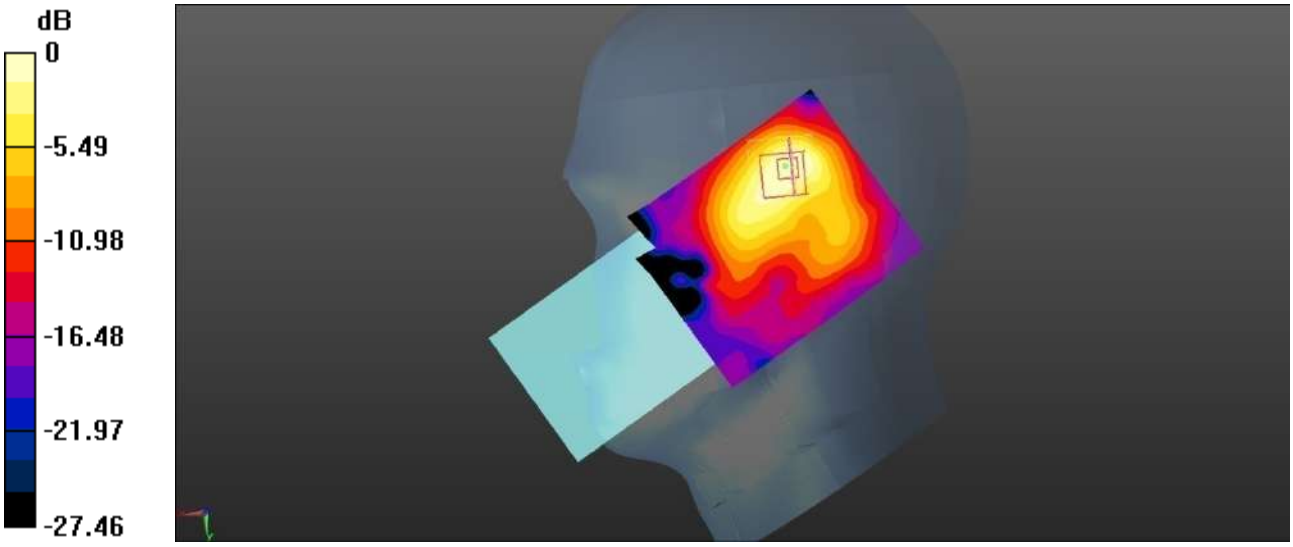

0 dB = 0.246 W/kg = -6.09 dBW/kg

Plot 148#: LTE Band 41 1RB_ Head Right Cheek_Low-Mid

DUT: Power 7S; Type: Smart Phone; Serial: SZNS220401-11969E-SA-S1

Communication System: UID 0, Generic TDD-LTE (0); Frequency: 2580 MHz;Duty Cycle: 1:1.58
Medium parameters used (interpolated): f = 2580 MHz; σ = 1.965 S/m; ε_r = 39.351; ρ = 1000 kg/m^3
Phantom section: Right Section

DASY5 Configuration:

- Probe: EX3DV4 - SN3619; ConvF(6.53, 6.53, 6.53); Calibrated: 2021/08/25
- Sensor-Surface: 4mm (Mechanical Surface Detection)
- Electronics: DAE4 Sn1211; Calibrated: 2022/03/01
- Phantom: Twin SAM; Type: QD000P40CD; Serial: TP:1744
- Measurement SW: DASY52, Version 52.10 (4); SEMCAD X Version 14.6.14 (7501)

Head Right Cheek/LTE Band 41 1RB Low-Mid/Area Scan (101x121x1): Interpolated grid: dx=1.000 mm, dy=1.000 mm
Maximum value of SAR (interpolated) = 0.206 W/kg

Head Right Cheek/LTE Band 41 1RB Low-Mid/Zoom Scan (7x7x7)/Cube 0: Measurement grid: dx=5mm, dy=5mm, dz=5mm
Reference Value = 3.412 V/m; Power Drift = 2.60 dB
Peak SAR (extrapolated) = 0.383 W/kg
SAR(1 g) = 0.171 W/kg; SAR(10 g) = 0.082 W/kg
Maximum value of SAR (measured) = 0.192 W/kg

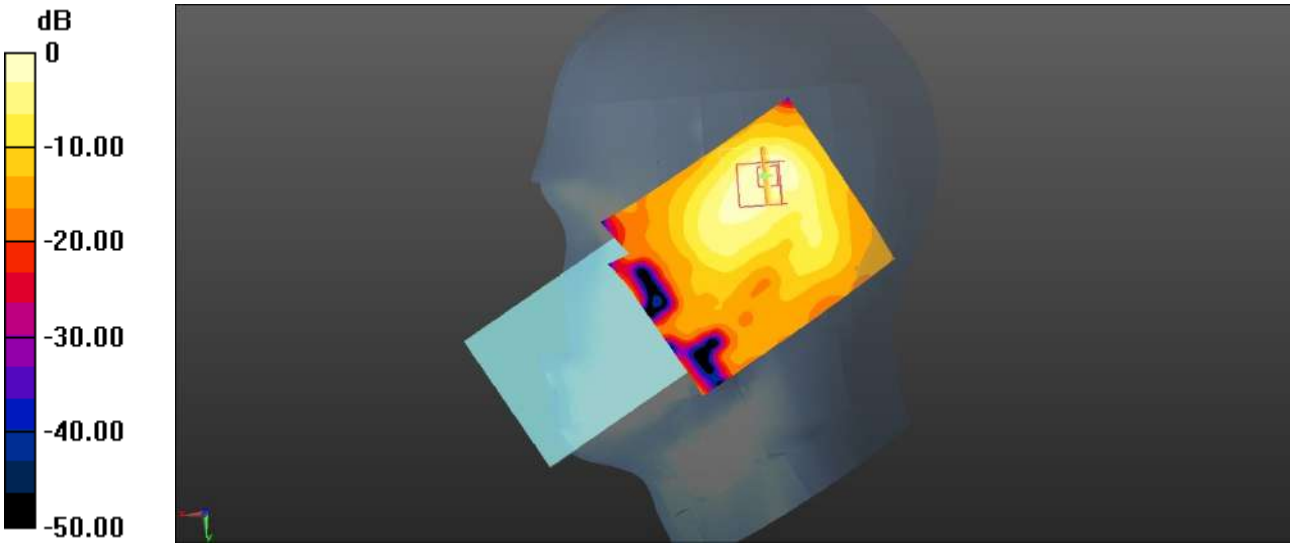

0 dB = 0.192 W/kg = -7.17 dBW/kg

Plot 149#: LTE Band 41 1RB_ Head Right Cheek_Mid-High

DUT: Power 7S; Type: Smart Phone; Serial: SZNS220401-11969E-SA-S1

Communication System: UID 0, Generic TDD-LTE (0); Frequency: 2610 MHz;Duty Cycle: 1:1.58
Medium parameters used (interpolated): f = 2610 MHz; σ = 2.006 S/m; ε_r = 39.404; ρ = 1000 kg/m^3
Phantom section: Right Section

DASY5 Configuration:

- Probe: EX3DV4 - SN3619; ConvF(6.53, 6.53, 6.53); Calibrated: 2021/08/25
- Sensor-Surface: 4mm (Mechanical Surface Detection)
- Electronics: DAE4 Sn1211; Calibrated: 2022/03/01
- Phantom: Twin SAM; Type: QD000P40CD; Serial: TP:1744
- Measurement SW: DASY52, Version 52.10 (4); SEMCAD X Version 14.6.14 (7501)

Head Right Cheek/LTE Band 41 1RB Mid-High/Area Scan (101x121x1): Interpolated grid: dx=1.000 mm, dy=1.000 mm
Maximum value of SAR (interpolated) = 0.163 W/kg

Head Right Cheek/LTE Band 41 1RB Mid-High/Zoom Scan (7x7x7)/Cube 0: Measurement grid: dx=5mm, dy=5mm, dz=5mm
Reference Value = 4.660 V/m; Power Drift = -0.06 dB
Peak SAR (extrapolated) = 0.328 W/kg
SAR(1 g) = 0.143 W/kg; SAR(10 g) = 0.068 W/kg
Maximum value of SAR (measured) = 0.159 W/kg

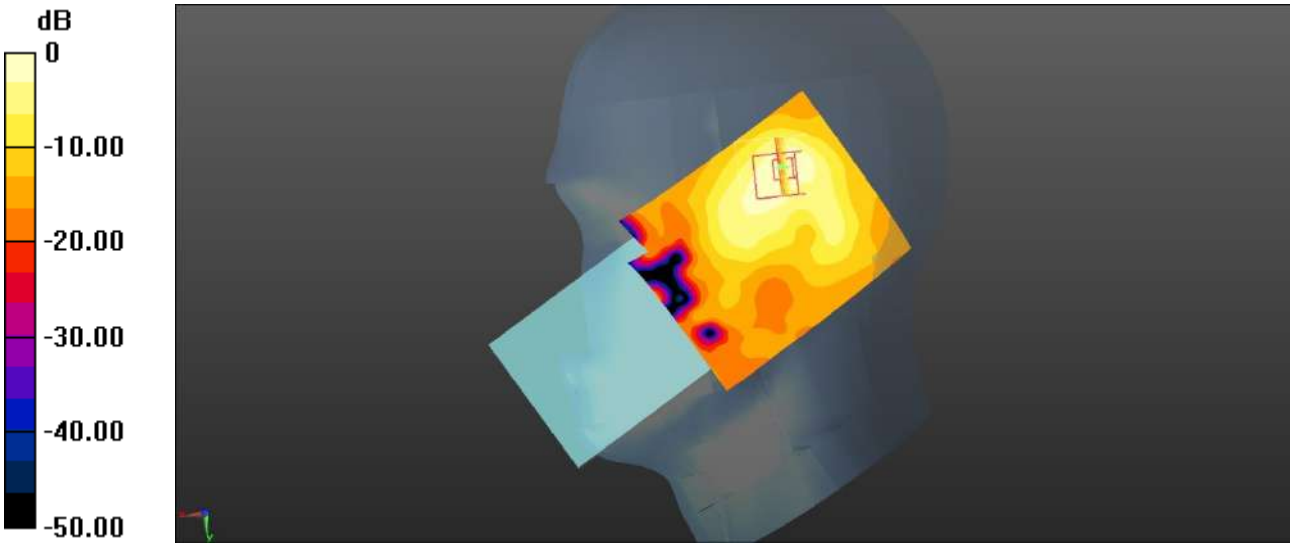

0 dB = 0.159 W/kg = -7.99 dBW/kg

Plot 150#: LTE Band 41 1RB_ Head Right Cheek_ High

DUT: Power 7S; Type: Smart Phone; Serial: SZNS220401-11969E-SA-S1

Communication System: UID 0, Generic TDD-LTE (0); Frequency: 2645 MHz;Duty Cycle: 1:1.58
Medium parameters used (interpolated): f = 2645 MHz; σ = 2.028 S/m; ε_r = 39.398; ρ = 1000 kg/m^3
Phantom section: Right Section

DASY5 Configuration:

- Probe: EX3DV4 - SN3619; ConvF(6.53, 6.53, 6.53); Calibrated: 2021/08/25
- Sensor-Surface: 4mm (Mechanical Surface Detection)
- Electronics: DAE4 Sn1211; Calibrated: 2022/03/01
- Phantom: Twin SAM; Type: QD000P40CD; Serial: TP:1744
- Measurement SW: DASY52, Version 52.10 (4); SEMCAD X Version 14.6.14 (7501)

Head Right Cheek/LTE Band 41 1RB High/Area Scan (101x121x1): Interpolated grid: dx=1.000 mm, dy=1.000 mm
Maximum value of SAR (interpolated) = 0.176 W/kg

Head Right Cheek/LTE Band 41 1RB High/Zoom Scan (7x7x7)/Cube 0: Measurement grid: dx=5mm, dy=5mm, dz=5mm
Reference Value = 4.581 V/m; Power Drift = -0.07 dB
Peak SAR (extrapolated) = 0.347 W/kg
SAR(1 g) = 0.153 W/kg; SAR(10 g) = 0.073 W/kg
Maximum value of SAR (measured) = 0.171 W/kg

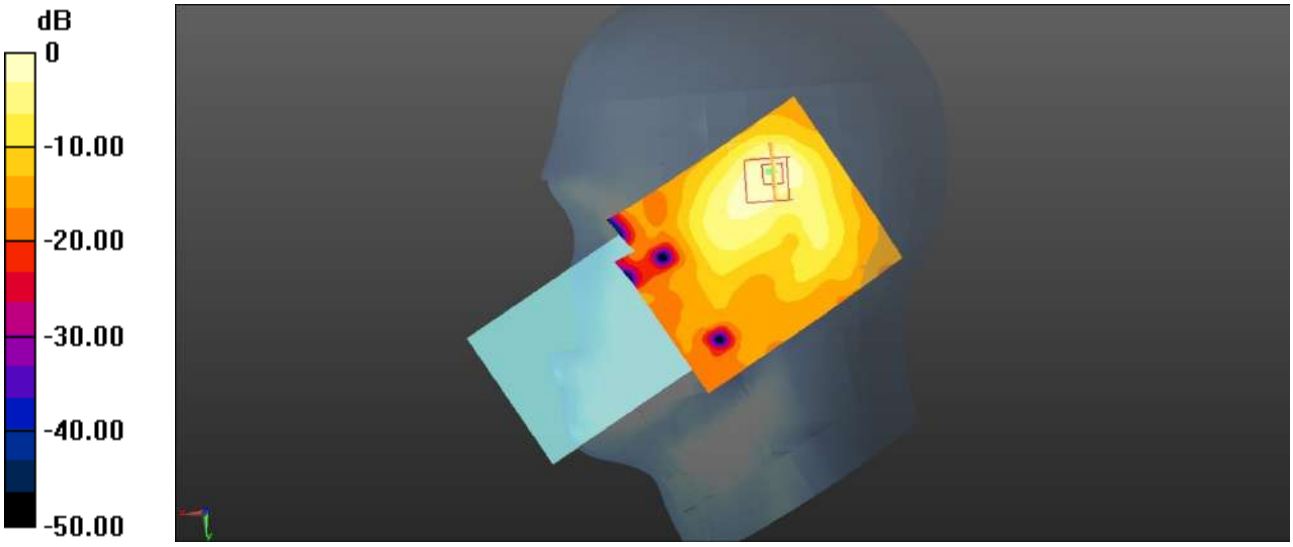

0 dB = 0.171 W/kg = -7.67 dBW/kg

Plot 152#: LTE Band 41 50%RB_ Head Right Cheek_Low-Mid

DUT: Power 7S; Type: Smart Phone; Serial: SZNS220401-11969E-SA-S1

Communication System: UID 0, Generic TDD-LTE (0); Frequency: 2580 MHz;Duty Cycle: 1:1.58
Medium parameters used (interpolated): f = 2580 MHz; σ = 1.965 S/m; ε_r = 39.351; ρ = 1000 kg/m^3
Phantom section: Right Section

DASY5 Configuration:

- Probe: EX3DV4 - SN3619; ConvF(6.53, 6.53, 6.53); Calibrated: 2021/08/25
- Sensor-Surface: 4mm (Mechanical Surface Detection)
- Electronics: DAE4 Sn1211; Calibrated: 2022/03/01
- Phantom: Twin SAM; Type: QD000P40CD; Serial: TP:1744
- Measurement SW: DASY52, Version 52.10 (4); SEMCAD X Version 14.6.14 (7501)

Head Right Cheek/LTE Band 41 50%RB Low-Mid/Area Scan (101x121x1): Interpolated grid: dx=1.000 mm, dy=1.000 mm
Maximum value of SAR (interpolated) = 0.151 W/kg

Head Right Cheek/LTE Band 41 50%RB Low-Mid/Zoom Scan (7x7x7)/Cube 0: Measurement grid: dx=5mm, dy=5mm, dz=5mm
Reference Value = 3.951 V/m; Power Drift = -0.09 dB
Peak SAR (extrapolated) = 0.294 W/kg
SAR(1 g) = 0.131 W/kg; SAR(10 g) = 0.062 W/kg
Maximum value of SAR (measured) = 0.143 W/kg

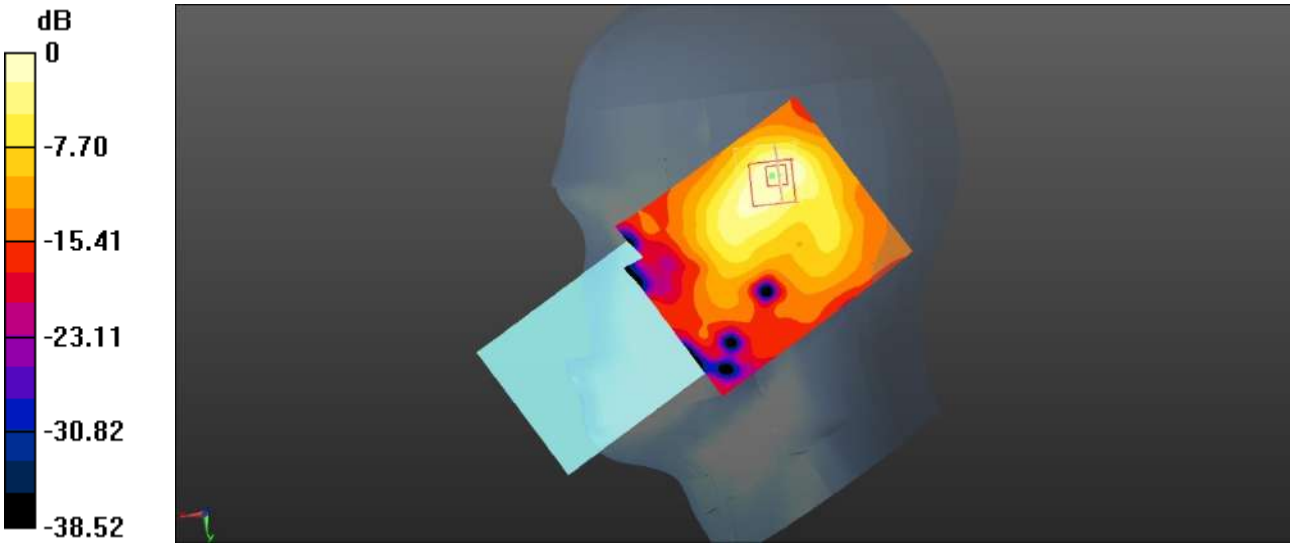

0 dB = 0.143 W/kg = -8.45 dBW/kg

Plot 153#: LTE Band 41 1RB_ Head Right Tilt_Low-Mid

DUT: Power 7S; Type: Smart Phone; Serial: SZNS220401-11969E-SA-S1

Communication System: UID 0, Generic TDD-LTE (0); Frequency: 2580 MHz;Duty Cycle: 1:1.58
Medium parameters used (interpolated): f = 2580 MHz; σ = 1.965 S/m; ε_r = 39.351; ρ = 1000 kg/m^3
Phantom section: Right Section

DASY5 Configuration:

- Probe: EX3DV4 - SN3619; ConvF(6.53, 6.53, 6.53); Calibrated: 2021/08/25
- Sensor-Surface: 4mm (Mechanical Surface Detection)
- Electronics: DAE4 Sn1211; Calibrated: 2022/03/01
- Phantom: Twin SAM; Type: QD000P40CD; Serial: TP:1744
- Measurement SW: DASY52, Version 52.10 (4); SEMCAD X Version 14.6.14 (7501)

Head Right Tilt/LTE Band 41 1RB Low-Mid/Area Scan (101x131x1): Interpolated grid: dx=1.000 mm, dy=1.000 mm
Maximum value of SAR (interpolated) = 0.180 W/kg

Head Right Tilt/LTE Band 41 1RB Low-Mid/Zoom Scan (7x7x7)/Cube 0: Measurement grid: dx=5mm, dy=5mm, dz=5mm
Reference Value = 5.382 V/m; Power Drift = -0.10 dB
Peak SAR (extrapolated) = 0.362 W/kg
SAR(1 g) = 0.159 W/kg; SAR(10 g) = 0.070 W/kg
Maximum value of SAR (measured) = 0.184 W/kg

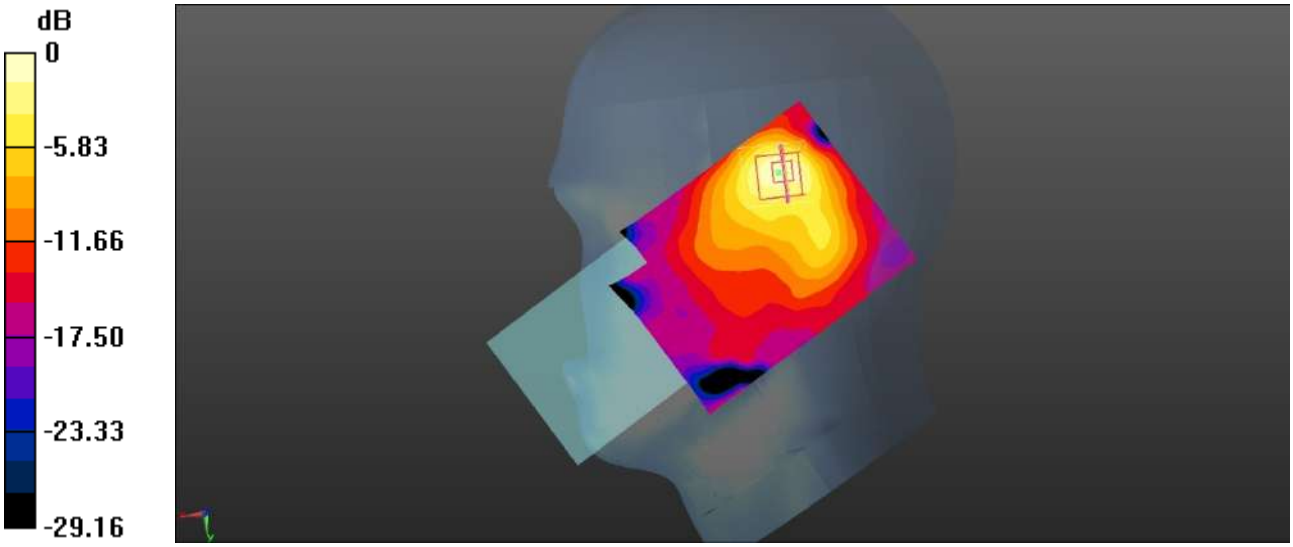

0 dB = 0.184 W/kg = -7.35 dBW/kg

Plot 154#: LTE Band 41 50%RB_ Head Right Tilt_Low-Mid

DUT: Power 7S; Type: Smart Phone; Serial: SZNS220401-11969E-SA-S1

Communication System: UID 0, Generic TDD-LTE (0); Frequency: 2580 MHz;Duty Cycle: 1:1.58
Medium parameters used (interpolated): f = 2580 MHz; σ = 1.965 S/m; ε_r = 39.351; ρ = 1000 kg/m^3
Phantom section: Right Section

DASY5 Configuration:

- Probe: EX3DV4 - SN3619; ConvF(6.53, 6.53, 6.53); Calibrated: 2021/08/25
- Sensor-Surface: 4mm (Mechanical Surface Detection)
- Electronics: DAE4 Sn1211; Calibrated: 2022/03/01
- Phantom: Twin SAM; Type: QD000P40CD; Serial: TP:1744
- Measurement SW: DASY52, Version 52.10 (4); SEMCAD X Version 14.6.14 (7501)

Head Right Tilt/LTE Band 41 50%RB Low-Mid/Area Scan (101x131x1): Interpolated grid: dx=1.000 mm, dy=1.000 mm
Maximum value of SAR (interpolated) = 0.143 W/kg

Head Right Tilt/LTE Band 41 50%RB Low-Mid/Zoom Scan (7x7x7)/Cube 0: Measurement grid: dx=5mm, dy=5mm, dz=5mm
Reference Value = 4.610 V/m; Power Drift = 0.00 dB
Peak SAR (extrapolated) = 0.282 W/kg
SAR(1 g) = 0.124 W/kg; SAR(10 g) = 0.055 W/kg
Maximum value of SAR (measured) = 0.144 W/kg

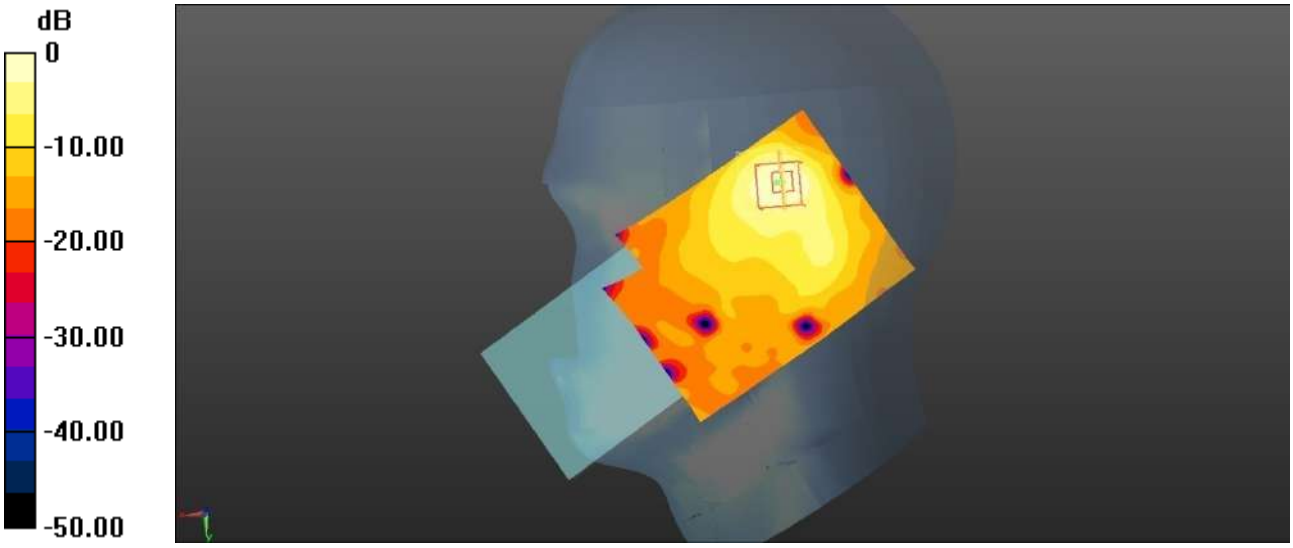

0 dB = 0.144 W/kg = -8.42 dBW/kg

Plot 155#: LTE Band 41 1RB_ Body Front_Low-Mid

DUT: Power 7S; Type: Smart Phone; Serial: SZNS220401-11969E-SA-S1

Communication System: UID 0, Generic TDD-LTE (0); Frequency: 2580 MHz;Duty Cycle: 1:1.58
Medium parameters used (interpolated): f = 2580 MHz; σ = 1.965 S/m; ε_r = 39.351; ρ = 1000 kg/m^3
Phantom section: Flat Section

DASY5 Configuration:

- Probe: EX3DV4 - SN3619; ConvF(6.53, 6.53, 6.53); Calibrated: 2021/08/25
- Sensor-Surface: 4mm (Mechanical Surface Detection)
- Electronics: DAE4 Sn1211; Calibrated: 2022/03/01
- Phantom: Twin SAM; Type: QD000P40CD; Serial: TP:1744
- Measurement SW: DASY52, Version 52.10 (4); SEMCAD X Version 14.6.14 (7501)

Body Front/LTE Band 41 1RB Low-Mid/Area Scan (101x131x1): Interpolated grid: dx=1.000 mm, dy=1.000 mm
Maximum value of SAR (interpolated) = 0.0579 W/kg

Body Front/LTE Band 41 1RB Low-Mid/Zoom Scan (7x7x7)/Cube 0: Measurement grid: dx=5mm, dy=5mm, dz=5mm
Reference Value = 2.940 V/m; Power Drift = -0.18 dB
Peak SAR (extrapolated) = 0.0910 W/kg
SAR(1 g) = 0.046 W/kg; SAR(10 g) = 0.023 W/kg
Maximum value of SAR (measured) = 0.0494 W/kg

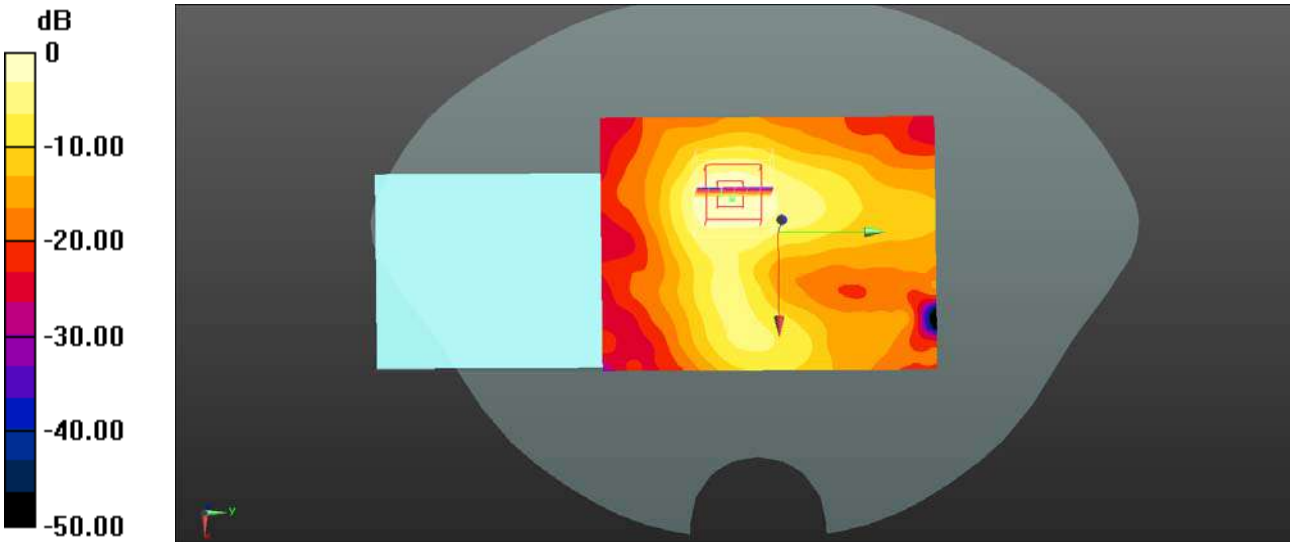

0 dB = 0.0494 W/kg = -13.06 dBW/kg

Plot 156#: LTE Band 41 50%RB_ Body Front_Low-Mid

DUT: Power 7S; Type: Smart Phone; Serial: SZNS220401-11969E-SA-S1

Communication System: UID 0, Generic TDD-LTE (0); Frequency: 2580 MHz;Duty Cycle: 1:1.58
Medium parameters used (interpolated): f = 2580 MHz; σ = 1.965 S/m; ε_r = 39.351; ρ = 1000 kg/m^3
Phantom section: Flat Section

DASY5 Configuration:

- Probe: EX3DV4 - SN3619; ConvF(6.53, 6.53, 6.53); Calibrated: 2021/08/25
- Sensor-Surface: 4mm (Mechanical Surface Detection)
- Electronics: DAE4 Sn1211; Calibrated: 2022/03/01
- Phantom: Twin SAM; Type: QD000P40CD; Serial: TP:1744
- Measurement SW: DASY52, Version 52.10 (4); SEMCAD X Version 14.6.14 (7501)

Body Front/LTE Band 41 50%RB Low-Mid/Area Scan (101x131x1): Interpolated grid: dx=1.000 mm, dy=1.000 mm
Maximum value of SAR (interpolated) = 0.0389 W/kg

Body Front/LTE Band 41 50%RB Low-Mid/Zoom Scan (7x7x7)/Cube 0: Measurement grid: dx=5mm, dy=5mm, dz=5mm
Reference Value = 2.581 V/m; Power Drift = -0.13 dB
Peak SAR (extrapolated) = 0.0670 W/kg
SAR(1 g) = 0.034 W/kg; SAR(10 g) = 0.018 W/kg
Maximum value of SAR (measured) = 0.0367 W/kg

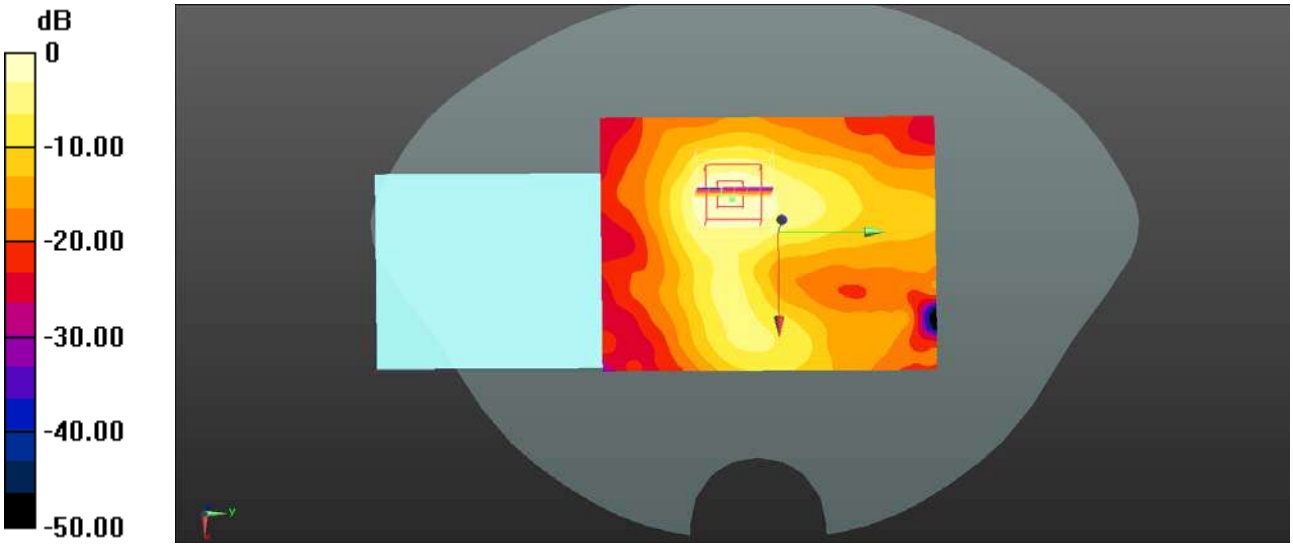

0 dB = 0.0367 W/kg = -14.35 dBW/kg

Plot 157#: LTE Band 41 1RB_ Body Back_Low

DUT: Power 7S; Type: Smart Phone; Serial: SZNS220401-11969E-SA-S1

Communication System: UID 0, Generic TDD-LTE (0); Frequency: 2545 MHz;Duty Cycle: 1:1.58
Medium parameters used (interpolated): f = 2545 MHz; σ = 1.934 S/m; ε_r = 39.431; ρ = 1000 kg/m^3
Phantom section: Flat Section

DASY5 Configuration:

- Probe: EX3DV4 - SN3619; ConvF(6.53, 6.53, 6.53); Calibrated: 2021/08/25
- Sensor-Surface: 4mm (Mechanical Surface Detection)
- Electronics: DAE4 Sn1211; Calibrated: 2022/03/01
- Phantom: Twin SAM; Type: QD000P40CD; Serial: TP:1744
- Measurement SW: DASY52, Version 52.10 (4); SEMCAD X Version 14.6.14 (7501)

Body Back/LTE Band 41 1RB Low/Area Scan (101x131x1): Interpolated grid: dx=1.000 mm, dy=1.000 mm
Maximum value of SAR (interpolated) = 0.0837 W/kg

Body Back/LTE Band 41 1RB Low/Zoom Scan (7x7x7)/Cube 0: Measurement grid: dx=5mm, dy=5mm, dz=5mm
Reference Value = 4.241 V/m; Power Drift = -0.12 dB
Peak SAR (extrapolated) = 0.143 W/kg
SAR(1 g) = 0.072 W/kg; SAR(10 g) = 0.038 W/kg
Maximum value of SAR (measured) = 0.0783 W/kg

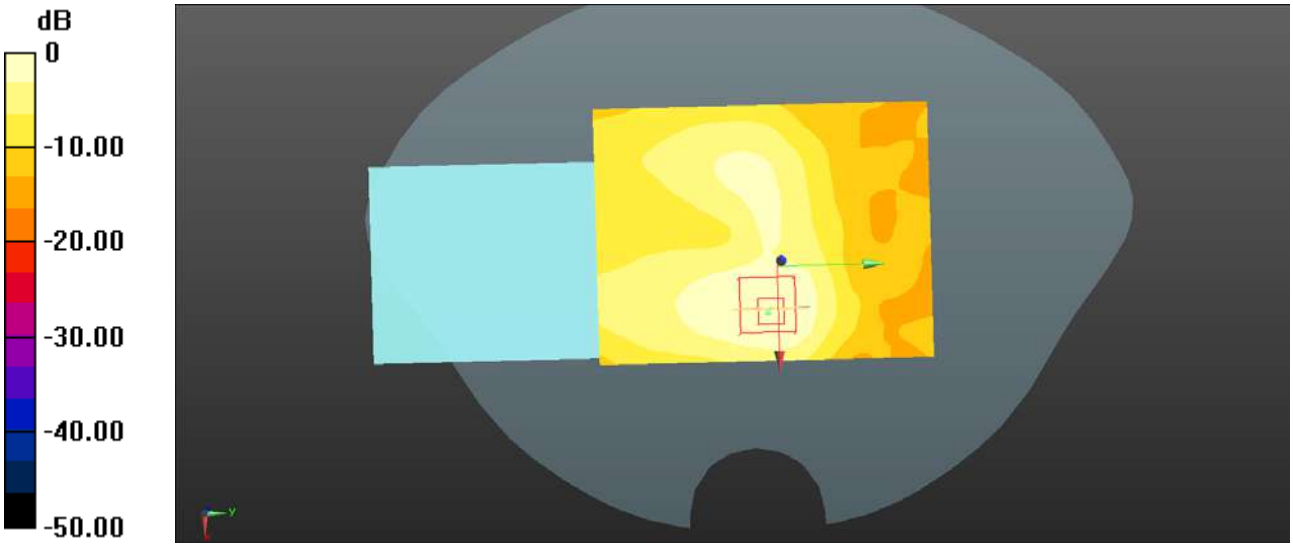

0 dB = 0.0783 W/kg = -11.06 dBW/kg

Plot 158#: LTE Band 41 1RB_ Body Back_Low-Mid

DUT: Power 7S; Type: Smart Phone; Serial: SZNS220401-11969E-SA-S1

Communication System: UID 0, Generic TDD-LTE (0); Frequency: 2580 MHz;Duty Cycle: 1:1.58
Medium parameters used (interpolated): f = 2580 MHz; σ = 1.965 S/m; ε_r = 39.351; ρ = 1000 kg/m^3
Phantom section: Flat Section

DASY5 Configuration:

- Probe: EX3DV4 - SN3619; ConvF(6.53, 6.53, 6.53); Calibrated: 2021/08/25
- Sensor-Surface: 4mm (Mechanical Surface Detection)
- Electronics: DAE4 Sn1211; Calibrated: 2022/03/01
- Phantom: Twin SAM; Type: QD000P40CD; Serial: TP:1744
- Measurement SW: DASY52, Version 52.10 (4); SEMCAD X Version 14.6.14 (7501)

Body Back/LTE Band 41 1RB Low-Mid/Area Scan (101x131x1): Interpolated grid: dx=1.000 mm, dy=1.000 mm
Maximum value of SAR (interpolated) = 0.0600 W/kg

Body Back/LTE Band 41 1RB Low-Mid/Zoom Scan (7x7x7)/Cube 0: Measurement grid: dx=5mm, dy=5mm, dz=5mm
Reference Value = 3.260 V/m; Power Drift = 0.15 dB
Peak SAR (extrapolated) = 0.100 W/kg
SAR(1 g) = 0.056 W/kg; SAR(10 g) = 0.030 W/kg
Maximum value of SAR (measured) = 0.0608 W/kg

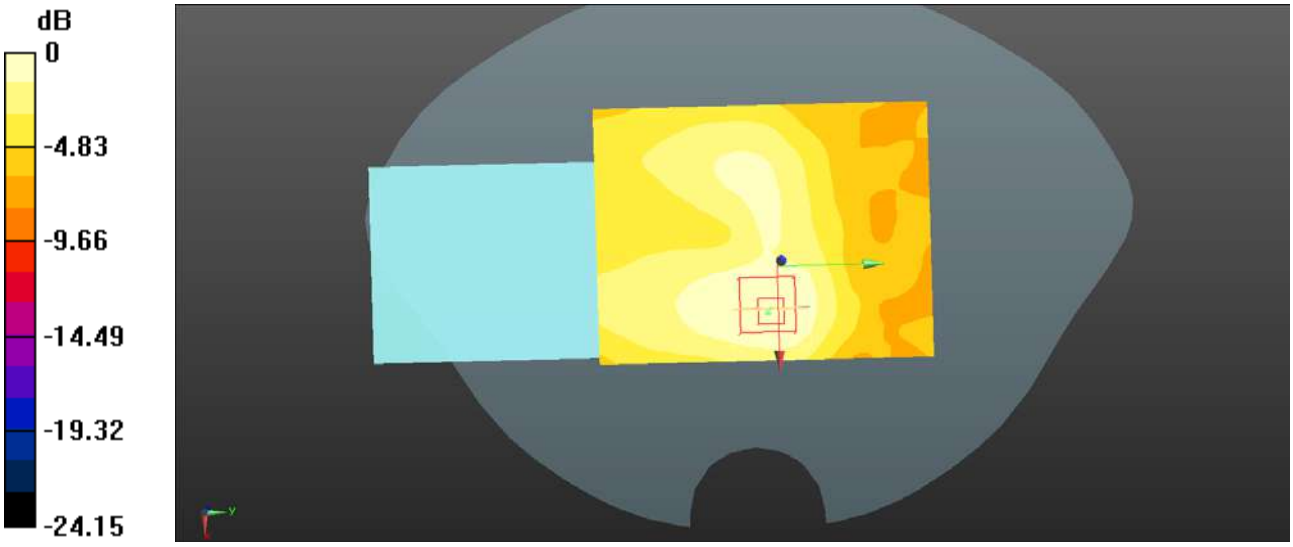

0 dB = 0.0608 W/kg = -12.16 dBW/kg

Plot 159#: LTE Band 41 1RB_ Body Back_Mid-High

DUT: Power 7S; Type: Smart Phone; Serial: SZNS220401-11969E-SA-S1

Communication System: UID 0, Generic TDD-LTE (0); Frequency: 2610 MHz;Duty Cycle: 1:1.58
Medium parameters used (interpolated): f = 2610 MHz; σ = 2.006 S/m; ε_r = 39.404; ρ = 1000 kg/m^3
Phantom section: Flat Section

DASY5 Configuration:

- Probe: EX3DV4 - SN3619; ConvF(6.53, 6.53, 6.53); Calibrated: 2021/08/25
- Sensor-Surface: 4mm (Mechanical Surface Detection)
- Electronics: DAE4 Sn1211; Calibrated: 2022/03/01
- Phantom: Twin SAM; Type: QD000P40CD; Serial: TP:1744
- Measurement SW: DASY52, Version 52.10 (4); SEMCAD X Version 14.6.14 (7501)

Body Back/LTE Band 41 1RB Mid-High/Area Scan (101x131x1): Interpolated grid: dx=1.000 mm, dy=1.000 mm
Maximum value of SAR (interpolated) = 0.0734 W/kg

Body Back/LTE Band 41 1RB Mid-High/Zoom Scan (7x7x7)/Cube 0: Measurement grid: dx=5mm, dy=5mm, dz=5mm
Reference Value = 3.963 V/m; Power Drift = -0.17 dB
Peak SAR (extrapolated) = 0.130 W/kg
SAR(1 g) = 0.067 W/kg; SAR(10 g) = 0.034 W/kg
Maximum value of SAR (measured) = 0.0725 W/kg

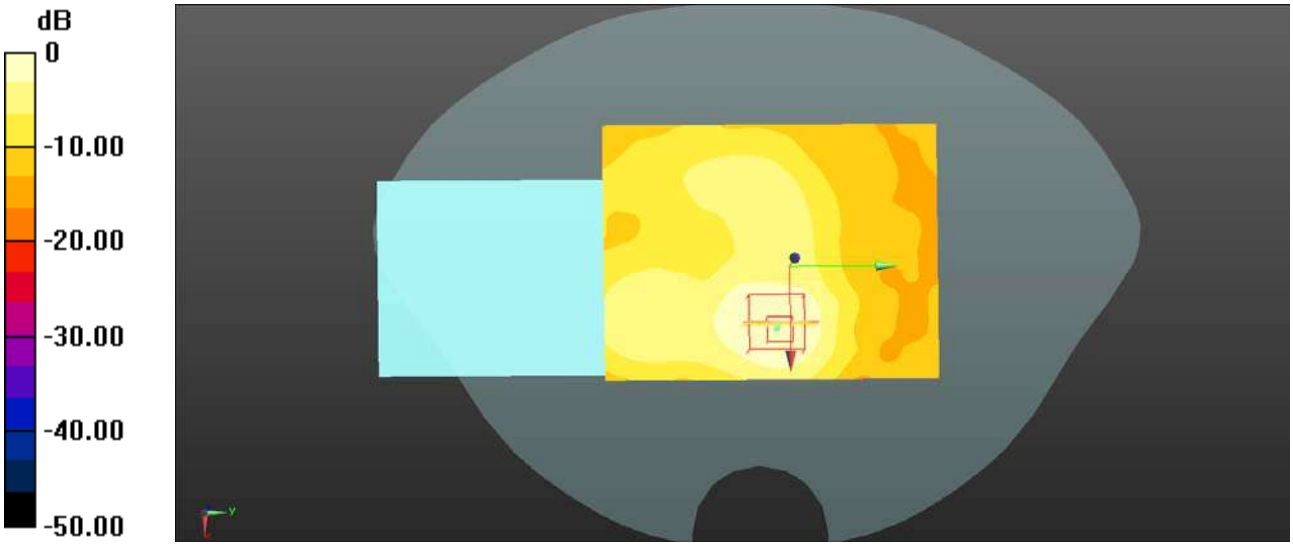

0 dB = 0.0725 W/kg = -11.40 dBW/kg

Plot 160#: LTE Band 41 1RB_ Body Back_ High

DUT: Power 7S; Type: Smart Phone; Serial: SZNS220401-11969E-SA-S1

Communication System: UID 0, Generic TDD-LTE (0); Frequency: 2645 MHz;Duty Cycle: 1:1.58
Medium parameters used (interpolated): f = 2645 MHz; σ = 2.028 S/m; ε_r = 39.398; ρ = 1000 kg/m^3
Phantom section: Flat Section

DASY5 Configuration:

- Probe: EX3DV4 - SN3619; ConvF(6.53, 6.53, 6.53); Calibrated: 2021/08/25
- Sensor-Surface: 4mm (Mechanical Surface Detection)
- Electronics: DAE4 Sn1211; Calibrated: 2022/03/01
- Phantom: Twin SAM; Type: QD000P40CD; Serial: TP:1744
- Measurement SW: DASY52, Version 52.10 (4); SEMCAD X Version 14.6.14 (7501)

Body Back/LTE Band 41 1RB High/Area Scan (101x131x1): Interpolated grid: dx=1.000 mm, dy=1.000 mm
Maximum value of SAR (interpolated) = 0.0730 W/kg

Body Back/LTE Band 41 1RB High/Zoom Scan (7x7x7)/Cube 0: Measurement grid: dx=5mm, dy=5mm, dz=5mm
Reference Value = 3.736 V/m; Power Drift = 0.20 dB
Peak SAR (extrapolated) = 0.123 W/kg
SAR(1 g) = 0.066 W/kg; SAR(10 g) = 0.034 W/kg
Maximum value of SAR (measured) = 0.0724 W/kg

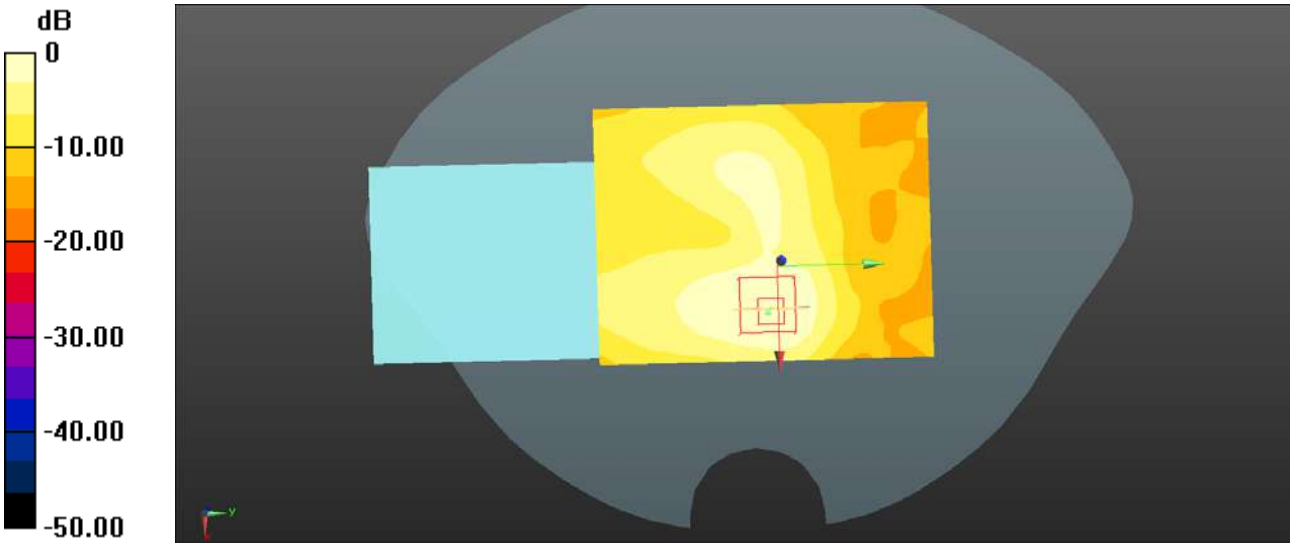

0 dB = 0.0724 W/kg = -11.40 dBW/kg

Plot 161#: LTE Band 41 50%RB_ Body Back_Low-Mid

DUT: Power 7S; Type: Smart Phone; Serial: SZNS220401-11969E-SA-S1

Communication System: UID 0, Generic TDD-LTE (0); Frequency: 2580 MHz;Duty Cycle: 1:1.58
Medium parameters used (interpolated): f = 2580 MHz; σ = 1.965 S/m; ε_r = 39.351; ρ = 1000 kg/m^3
Phantom section: Flat Section

DASY5 Configuration:

- Probe: EX3DV4 - SN3619; ConvF(6.53, 6.53, 6.53); Calibrated: 2021/08/25
- Sensor-Surface: 4mm (Mechanical Surface Detection)
- Electronics: DAE4 Sn1211; Calibrated: 2022/03/01
- Phantom: Twin SAM; Type: QD000P40CD; Serial: TP:1744
- Measurement SW: DASY52, Version 52.10 (4); SEMCAD X Version 14.6.14 (7501)

Body Back/LTE Band 41 50%RB Low-Mid/Area Scan (101x131x1): Interpolated grid: dx=1.000 mm, dy=1.000 mm
Maximum value of SAR (interpolated) = 0.0922 W/kg

Body Back/LTE Band 41 50%RB Low-Mid/Zoom Scan (7x7x7)/Cube 0: Measurement grid: dx=5mm, dy=5mm, dz=5mm
Reference Value = 3.244 V/m; Power Drift = 0.18 dB
Peak SAR (extrapolated) = 0.0690 W/kg
SAR(1 g) = 0.040 W/kg; SAR(10 g) = 0.020 W/kg
Maximum value of SAR (measured) = 0.0442 W/kg

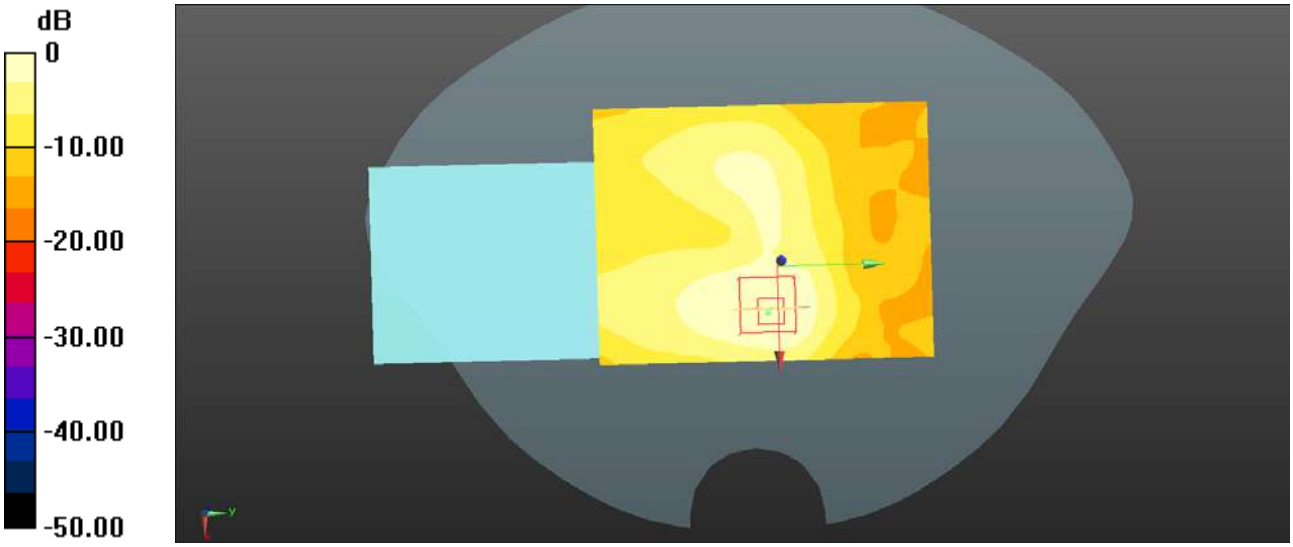

0 dB = 0.0442 W/kg = -13.55 dBW/kg

Plot 162#: LTE Band 41 1RB_ Body Left_Low-Mid

DUT: Power 7S; Type: Smart Phone; Serial: SZNS220401-11969E-SA-S1

Communication System: UID 0, Generic TDD-LTE (0); Frequency: 2580 MHz;Duty Cycle: 1:1.58
Medium parameters used (interpolated): f = 2580 MHz; σ = 1.965 S/m; ε_r = 39.351; ρ = 1000 kg/m^3
Phantom section: Flat Section

DASY5 Configuration:

- Probe: EX3DV4 - SN3619; ConvF(6.53, 6.53, 6.53); Calibrated: 2021/08/25
- Sensor-Surface: 4mm (Mechanical Surface Detection)
- Electronics: DAE4 Sn1211; Calibrated: 2022/03/01
- Phantom: Twin SAM; Type: QD000P40CD; Serial: TP:1744
- Measurement SW: DASY52, Version 52.10 (4); SEMCAD X Version 14.6.14 (7501)

Body Left/LTE Band 41 1RB Low-Mid/Area Scan (101x121x1): Interpolated grid: dx=1.000 mm, dy=1.000 mm
Maximum value of SAR (interpolated) = 0.0473 W/kg

Body Left/LTE Band 41 1RB Low-Mid/Zoom Scan (7x7x7)/Cube 0: Measurement grid: dx=5mm, dy=5mm, dz=5mm
Reference Value = 4.629 V/m; Power Drift = -0.09 dB
Peak SAR (extrapolated) = 0.0780 W/kg
SAR(1 g) = 0.041 W/kg; SAR(10 g) = 0.021 W/kg
Maximum value of SAR (measured) = 0.0457 W/kg

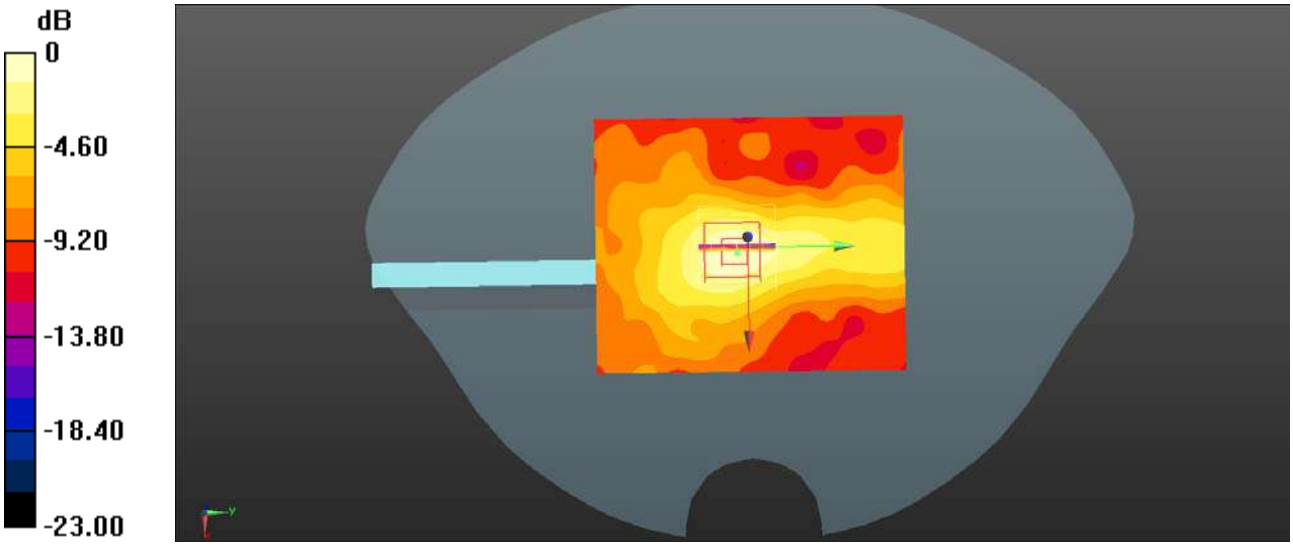

0 dB = 0.0457 W/kg = -13.40 dBW/kg

Plot 163#: LTE Band 41 50%RB_ Body Left_Low-Mid

DUT: Power 7S; Type: Smart Phone; Serial: SZNS220401-11969E-SA-S1

Communication System: UID 0, Generic TDD-LTE (0); Frequency: 2580 MHz;Duty Cycle: 1:1.58
Medium parameters used (interpolated): f = 2580 MHz; σ = 1.965 S/m; ε_r = 39.351; ρ = 1000 kg/m^3
Phantom section: Flat Section

DASY5 Configuration:

- Probe: EX3DV4 - SN3619; ConvF(6.53, 6.53, 6.53); Calibrated: 2021/08/25
- Sensor-Surface: 4mm (Mechanical Surface Detection)
- Electronics: DAE4 Sn1211; Calibrated: 2022/03/01
- Phantom: Twin SAM; Type: QD000P40CD; Serial: TP:1744
- Measurement SW: DASY52, Version 52.10 (4); SEMCAD X Version 14.6.14 (7501)

Body Left/LTE Band 41 50%RB Low-Mid/Area Scan (101x121x1): Interpolated grid: dx=1.000 mm, dy=1.000 mm
Maximum value of SAR (interpolated) = 0.0391 W/kg

Body Left/LTE Band 41 50%RB Low-Mid/Zoom Scan (7x7x7)/Cube 0: Measurement grid: dx=5mm, dy=5mm, dz=5mm
Reference Value = 4.126 V/m; Power Drift = -0.14 dB
Peak SAR (extrapolated) = 0.0640 W/kg
SAR(1 g) = 0.032 W/kg; SAR(10 g) = 0.016 W/kg
Maximum value of SAR (measured) = 0.0364 W/kg

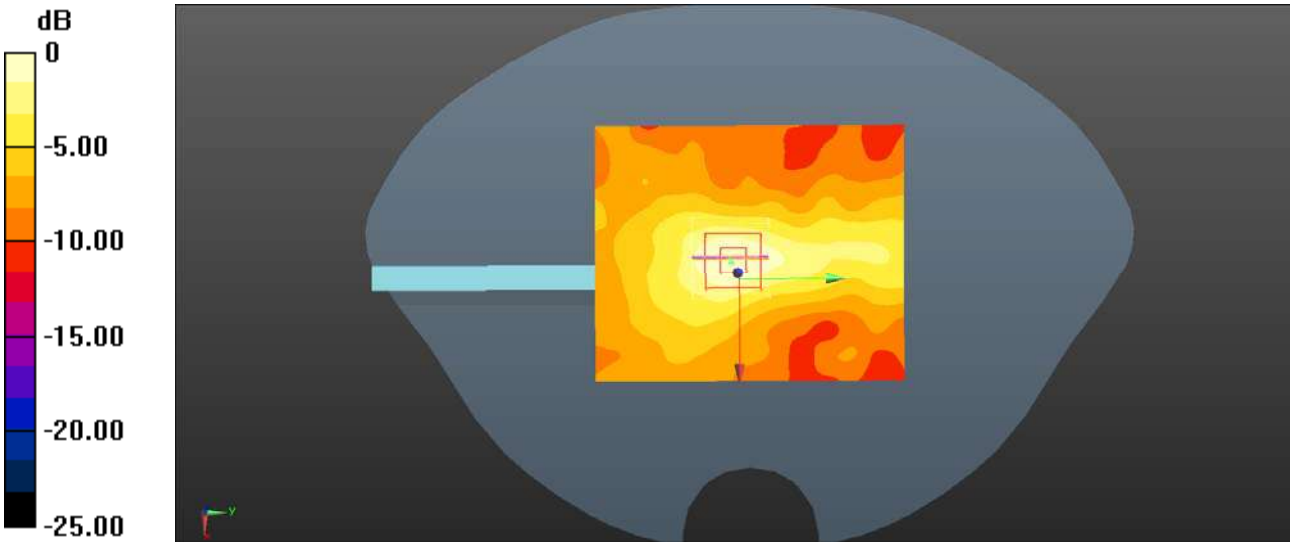

0 dB = 0.0364 W/kg = -14.39 dBW/kg

Plot 164#: LTE Band 41 1RB_ Body Top_Low-Mid

DUT: Power 7S; Type: Smart Phone; Serial: SZNS220401-11969E-SA-S1

Communication System: UID 0, Generic TDD-LTE (0); Frequency: 2580 MHz;Duty Cycle: 1:1.58
Medium parameters used (interpolated): f = 2580 MHz; σ = 1.965 S/m; ε_r = 39.351; ρ = 1000 kg/m^3
Phantom section: Flat Section

DASY5 Configuration:

- Probe: EX3DV4 - SN3619; ConvF(6.53, 6.53, 6.53); Calibrated: 2021/08/25
- Sensor-Surface: 4mm (Mechanical Surface Detection)
- Electronics: DAE4 Sn1211; Calibrated: 2022/03/01
- Phantom: Twin SAM; Type: QD000P40CD; Serial: TP:1744
- Measurement SW: DASY52, Version 52.10 (4); SEMCAD X Version 14.6.14 (7501)

Body Top/LTE Band 41 1RB Low-Mid/Area Scan (101x121x1): Interpolated grid: dx=1.000 mm, dy=1.000 mm
Maximum value of SAR (interpolated) = 0.0545 W/kg

Body Top/LTE Band 41 1RB Low-Mid/Zoom Scan (7x7x7)/Cube 0: Measurement grid: dx=5mm, dy=5mm, dz=5mm
Reference Value = 5.036 V/m; Power Drift = -0.06 dB
Peak SAR (extrapolated) = 0.101 W/kg
SAR(1 g) = 0.050 W/kg; SAR(10 g) = 0.025 W/kg
Maximum value of SAR (measured) = 0.0560 W/kg

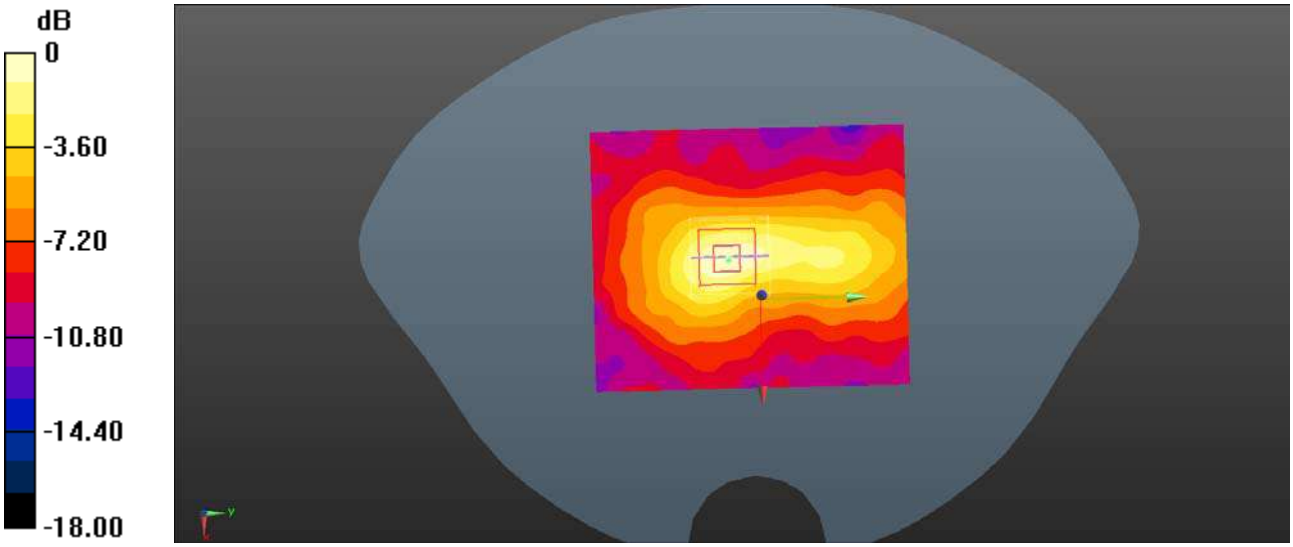

0 dB = 0.0560 W/kg = -12.52 dBW/kg

Plot 165#: LTE Band 41 50%RB_ Body Top_Low-Mid

DUT: Power 7S; Type: Smart Phone; Serial: SZNS220401-11969E-SA-S1

Communication System: UID 0, Generic TDD-LTE (0); Frequency: 2580 MHz;Duty Cycle: 1:1.58
Medium parameters used (interpolated): f = 2580 MHz; σ = 1.965 S/m; ε_r = 39.351; ρ = 1000 kg/m^3
Phantom section: Flat Section

DASY5 Configuration:

- Probe: EX3DV4 - SN3619; ConvF(6.53, 6.53, 6.53); Calibrated: 2021/08/25
- Sensor-Surface: 4mm (Mechanical Surface Detection)
- Electronics: DAE4 Sn1211; Calibrated: 2022/03/01
- Phantom: Twin SAM; Type: QD000P40CD; Serial: TP:1744
- Measurement SW: DASY52, Version 52.10 (4); SEMCAD X Version 14.6.14 (7501)

Body Top/LTE Band 41 50%RB Low-Mid/Area Scan (101x121x1): Interpolated grid: dx=1.000 mm, dy=1.000 mm
Maximum value of SAR (interpolated) = 0.0431 W/kg

Body Top/LTE Band 41 50%RB Low-Mid/Zoom Scan (7x7x7)/Cube 0: Measurement grid: dx=5mm, dy=5mm, dz=5mm
Reference Value = 4.430 V/m; Power Drift = -0.04 dB
Peak SAR (extrapolated) = 0.0660 W/kg
SAR(1 g) = 0.037 W/kg; SAR(10 g) = 0.019 W/kg
Maximum value of SAR (measured) = 0.0413 W/kg

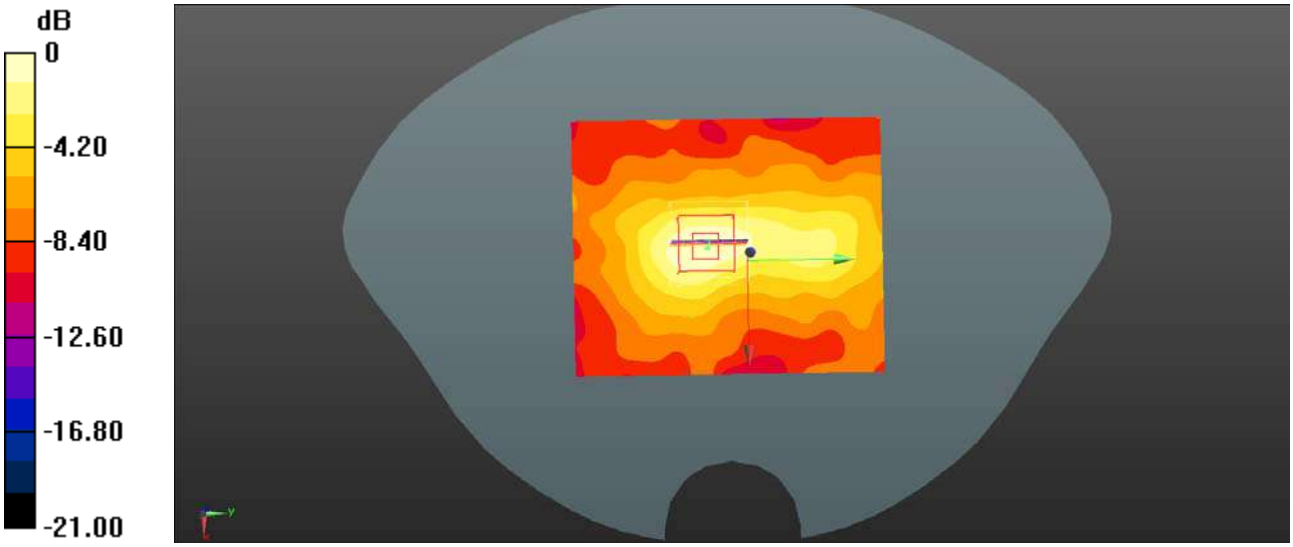

0 dB = 0.0413 W/kg = -13.84 dBW/kg

Plot 166#: 2.4G WLAN_ Head Left Cheek_ Mid

DUT: Power 7S; Type: Smart Phone; Serial: SZNS220401-11969E-SA-S1

Communication System: UID 0, 2.4G DTS (0); Frequency: 2442 MHz;Duty Cycle: 1:1
Medium parameters used (interpolated): f = 2442 MHz; σ = 1.816 S/m; ε_r = 39.479; ρ = 1000 kg/m^3
Phantom section: Left Section

DASY5 Configuration:

- Probe: EX3DV4 - SN3619; ConvF(6.69, 6.69, 6.69); Calibrated: 2021/08/25
- Sensor-Surface: 4mm (Mechanical Surface Detection)
- Electronics: DAE4 Sn1211; Calibrated: 2022/03/01
- Phantom: Twin SAM; Type: QD000P40CD; Serial: TP:1744
- Measurement SW: DASY52, Version 52.10 (4); SEMCAD X Version 14.6.14 (7501)

Head Left Cheek/WLAN 802.11n40 Mid/Area Scan (101x111x1): Interpolated grid: dx=1.000 mm, dy=1.000 mm
Maximum value of SAR (interpolated) = 0.321 W/kg

Head Left Cheek/WLAN 802.11n40 Mid/Zoom Scan (7x7x7)/Cube 0: Measurement grid: dx=5mm, dy=5mm, dz=5mm
Reference Value = 5.507 V/m; Power Drift = 0.14 dB
Peak SAR (extrapolated) = 0.499 W/kg
SAR(1 g) = 0.281 W/kg; SAR(10 g) = 0.145 W/kg
Maximum value of SAR (measured) = 0.317 W/kg

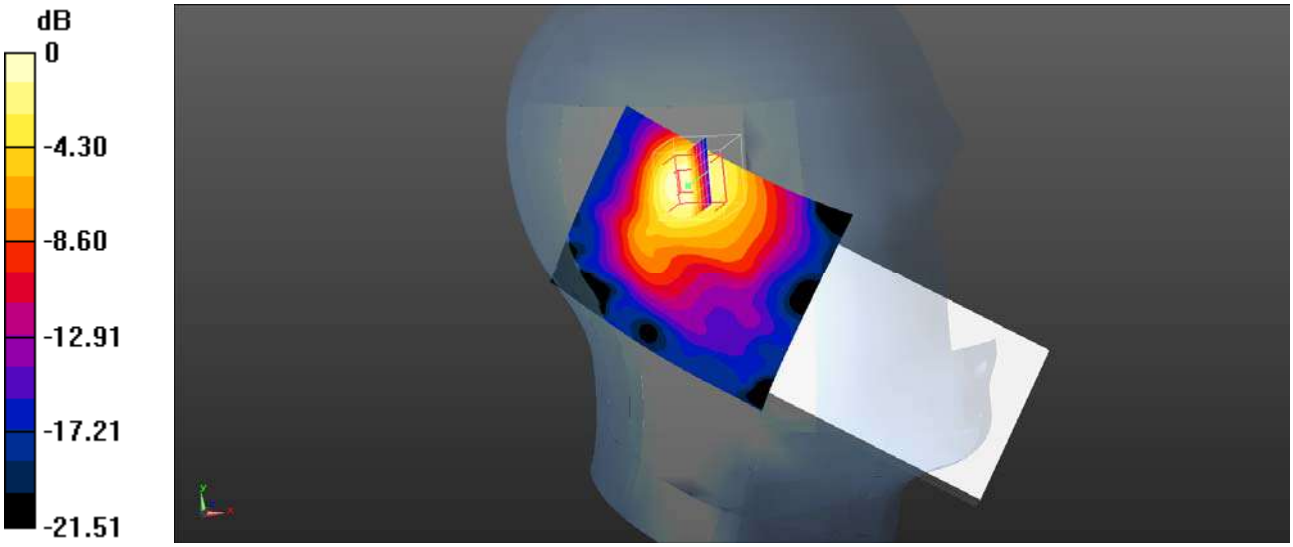

0 dB = 0.317 W/kg = -4.99 dBW/kg

Plot 167#: 2.4G WLAN_ Head Left Tilt_ Low

DUT: Power 7S; Type: Smart Phone; Serial: SZNS220401-11969E-SA-S1

Communication System: UID 0, 2.4G DTS (0); Frequency: 2422 MHz;Duty Cycle: 1:1
Medium parameters used (interpolated): f = 2422 MHz; σ = 1.804 S/m; ε_r = 39.469; ρ = 1000 kg/m^3
Phantom section: Left Section

DASY5 Configuration:

- Probe: EX3DV4 - SN3619; ConvF(6.69, 6.69, 6.69); Calibrated: 2021/08/25
- Sensor-Surface: 4mm (Mechanical Surface Detection)
- Electronics: DAE4 Sn1211; Calibrated: 2022/03/01
- Phantom: Twin SAM; Type: QD000P40CD; Serial: TP:1744
- Measurement SW: DASY52, Version 52.10 (4); SEMCAD X Version 14.6.14 (7501)

Head Left Tilt/WLAN 802.11n40 Low/Area Scan (101x111x1): Interpolated grid: dx=1.000 mm, dy=1.000 mm
Maximum value of SAR (interpolated) = 0.280 W/kg

Head Left Tilt/WLAN 802.11n40 Low/Zoom Scan (7x7x7)/Cube 0: Measurement grid: dx=5mm, dy=5mm, dz=5mm
Reference Value = 6.883 V/m; Power Drift = 0.15 dB
Peak SAR (extrapolated) = 0.501 W/kg
SAR(1 g) = 0.249 W/kg; SAR(10 g) = 0.118 W/kg
Maximum value of SAR (measured) = 0.283 W/kg



0 dB = 0.283 W/kg = -5.48 dBW/kg

Plot 168#: 2.4G WLAN_ Head Left Tilt_ Mid

DUT: Power 7S; Type: Smart Phone; Serial: SZNS220401-11969E-SA-S1

Communication System: UID 0, 2.4G DTS (0); Frequency: 2442 MHz;Duty Cycle: 1:1
Medium parameters used (interpolated): f = 2442 MHz; σ = 1.816 S/m; ε_r = 39.479; ρ = 1000 kg/m^3
Phantom section: Left Section

DASY5 Configuration:

- Probe: EX3DV4 - SN3619; ConvF(6.69, 6.69, 6.69); Calibrated: 2021/08/25
- Sensor-Surface: 4mm (Mechanical Surface Detection)
- Electronics: DAE4 Sn1211; Calibrated: 2022/03/01
- Phantom: Twin SAM; Type: QD000P40CD; Serial: TP:1744
- Measurement SW: DASY52, Version 52.10 (4); SEMCAD X Version 14.6.14 (7501)

Head Left Tilt/WLAN 802.11n40 Mid/Area Scan (101x111x1): Interpolated grid: dx=1.000 mm, dy=1.000 mm
Maximum value of SAR (interpolated) = 0.385 W/kg

Head Left Tilt/WLAN 802.11n40 Mid/Zoom Scan (7x7x7)/Cube 0: Measurement grid: dx=5mm, dy=5mm, dz=5mm
Reference Value = 8.515 V/m; Power Drift = 0.04 dB
Peak SAR (extrapolated) = 0.588 W/kg
SAR(1 g) = 0.321 W/kg; SAR(10 g) = 0.168 W/kg
Maximum value of SAR (measured) = 0.351 W/kg



0 dB = 0.351 W/kg = -4.55 dBW/kg

Plot 169#: 2.4G WLAN_ Head Left Tilt_ High

DUT: Power 7S; Type: Smart Phone; Serial: SZNS220401-11969E-SA-S1

Communication System: UID 0, 2.4G DTS (0); Frequency: 2462 MHz;Duty Cycle: 1:1
Medium parameters used (interpolated): f = 2462 MHz; σ = 1.833 S/m; ε_r = 39.384; ρ = 1000 kg/m^3
Phantom section: Left Section

DASY5 Configuration:

- Probe: EX3DV4 - SN3619; ConvF(6.69, 6.69, 6.69); Calibrated: 2021/08/25
- Sensor-Surface: 4mm (Mechanical Surface Detection)
- Electronics: DAE4 Sn1211; Calibrated: 2022/03/01
- Phantom: Twin SAM; Type: QD000P40CD; Serial: TP:1744
- Measurement SW: DASY52, Version 52.10 (4); SEMCAD X Version 14.6.14 (7501)

Head Left Tilt/WLAN 802.11n40 High/Area Scan (101x111x1): Interpolated grid: dx=1.000 mm, dy=1.000 mm
Maximum value of SAR (interpolated) = 0.309 W/kg

Head Left Tilt/WLAN 802.11n40 High/Zoom Scan (7x7x7)/Cube 0: Measurement grid: dx=5mm, dy=5mm, dz=5mm
Reference Value = 8.605 V/m; Power Drift = -0.14 dB
Peak SAR (extrapolated) = 0.503 W/kg
SAR(1 g) = 0.271 W/kg; SAR(10 g) = 0.136 W/kg
Maximum value of SAR (measured) = 0.297 W/kg



0 dB = 0.297 W/kg = -5.27 dBW/kg

Plot 170#: 2.4G WLAN_ Head Right Cheek_ Mid

DUT: Power 7S; Type: Smart Phone; Serial: SZNS220401-11969E-SA-S1

Communication System: UID 0, 2.4G DTS (0); Frequency: 2442 MHz;Duty Cycle: 1:1
Medium parameters used (interpolated): f = 2442 MHz; σ = 1.816 S/m; ε_r = 39.479; ρ = 1000 kg/m^3
Phantom section: Right Section

DASY5 Configuration:

- Probe: EX3DV4 - SN3619; ConvF(6.69, 6.69, 6.69); Calibrated: 2021/08/25
- Sensor-Surface: 4mm (Mechanical Surface Detection)
- Electronics: DAE4 Sn1211; Calibrated: 2022/03/01
- Phantom: Twin SAM; Type: QD000P40CD; Serial: TP:1744
- Measurement SW: DASY52, Version 52.10 (4); SEMCAD X Version 14.6.14 (7501)

Head Right Cheek/WLAN 802.11n40 Mid/Area Scan (101x111x1): Interpolated grid: dx=1.000 mm, dy=1.000 mm
Maximum value of SAR (interpolated) = 0.167 W/kg

Head Right Cheek/WLAN 802.11n40 Mid/Zoom Scan (7x7x7)/Cube 0: Measurement grid: dx=5mm, dy=5mm, dz=5mm
Reference Value = 7.262 V/m; Power Drift = 0.17 dB
Peak SAR (extrapolated) = 0.247 W/kg
SAR(1 g) = 0.147 W/kg; SAR(10 g) = 0.082 W/kg
Maximum value of SAR (measured) = 0.160 W/kg

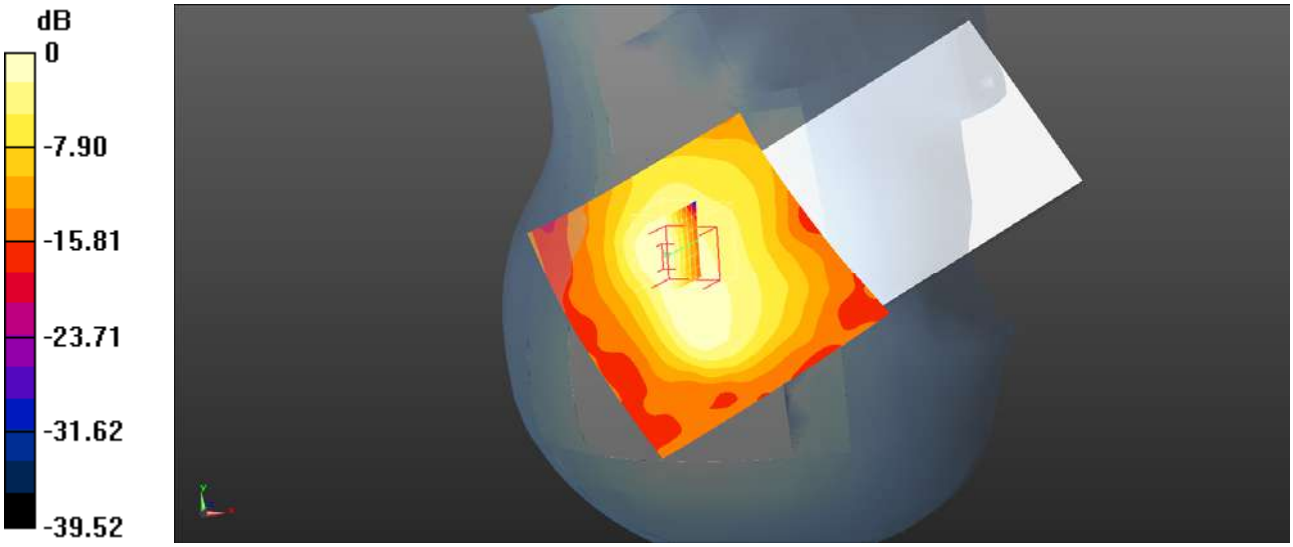

0 dB = 0.160 W/kg = -7.96 dBW/kg

Plot 171#: 2.4G WLAN_ Head Right Tilt_ Mid

DUT: Power 7S; Type: Smart Phone; Serial: SZNS220401-11969E-SA-S1

Communication System: UID 0, 2.4G DTS (0); Frequency: 2442 MHz;Duty Cycle: 1:1
Medium parameters used (interpolated): f = 2442 MHz; σ = 1.816 S/m; ε_r = 39.479; ρ = 1000 kg/m^3
Phantom section: Right Section

DASY5 Configuration:

- Probe: EX3DV4 - SN3619; ConvF(6.69, 6.69, 6.69); Calibrated: 2021/08/25
- Sensor-Surface: 4mm (Mechanical Surface Detection)
- Electronics: DAE4 Sn1211; Calibrated: 2022/03/01
- Phantom: Twin SAM; Type: QD000P40CD; Serial: TP:1744
- Measurement SW: DASY52, Version 52.10 (4); SEMCAD X Version 14.6.14 (7501)

Head Right Tilt/WLAN 802.11n40 Mid/Area Scan (101x111x1): Interpolated grid: dx=1.000 mm, dy=1.000 mm
Maximum value of SAR (interpolated) = 0.256 W/kg

Head Right Tilt/WLAN 802.11n40 Mid/Zoom Scan (7x7x7)/Cube 0: Measurement grid: dx=5mm, dy=5mm, dz=5mm
Reference Value = 8.930 V/m; Power Drift = 0.04 dB
Peak SAR (extrapolated) = 0.389 W/kg
SAR(1 g) = 0.220 W/kg; SAR(10 g) = 0.109 W/kg
Maximum value of SAR (measured) = 0.248 W/kg

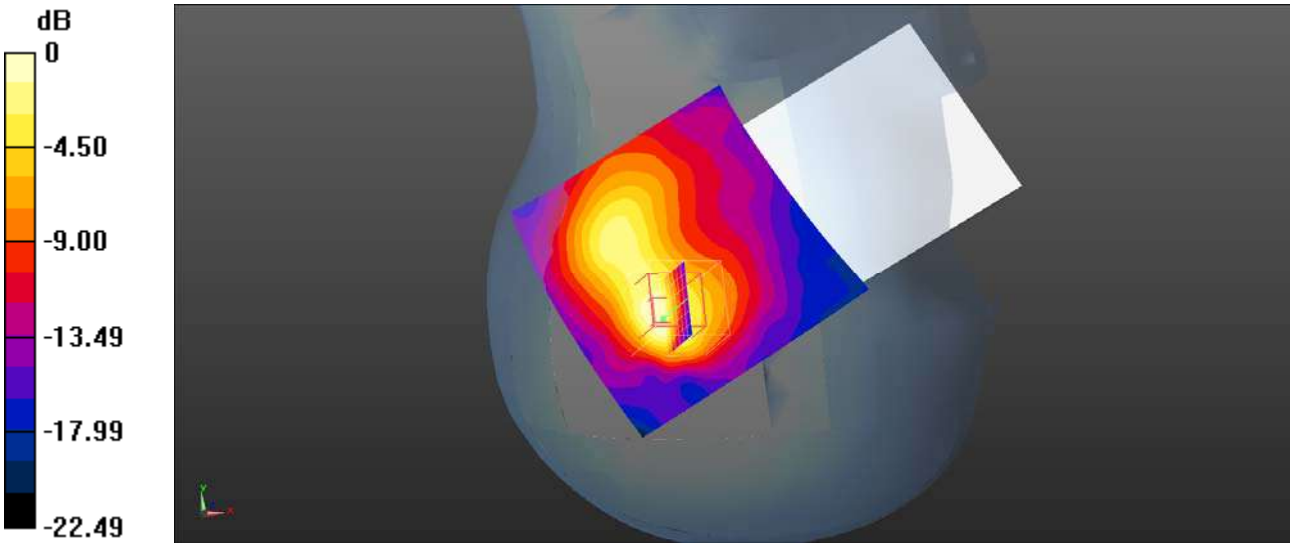

0 dB = 0.248 W/kg = -6.06 dBW/kg

Plot 172#: 2.4G WLAN_ Body Front_ Low

DUT: Power 7S; Type: Smart Phone; Serial: SZNS220401-11969E-SA-S1

Communication System: UID 0, 2.4G DTS (0); Frequency: 2422 MHz;Duty Cycle: 1:1
Medium parameters used (interpolated): f = 2422 MHz; σ = 1.804 S/m; ε_r = 39.469; ρ = 1000 kg/m^3
Phantom section: Flat Section

DASY5 Configuration:

- Probe: EX3DV4 - SN3619; ConvF(6.69, 6.69, 6.69); Calibrated: 2021/08/25
- Sensor-Surface: 4mm (Mechanical Surface Detection)
- Electronics: DAE4 Sn1211; Calibrated: 2022/03/01
- Phantom: Twin SAM; Type: QD000P40CD; Serial: TP:1744
- Measurement SW: DASY52, Version 52.10 (4); SEMCAD X Version 14.6.14 (7501)

Body Front/WLAN 802.11n40 Low/Area Scan (101x101x1): Interpolated grid: dx=1.000 mm, dy=1.000 mm
Maximum value of SAR (interpolated) = 0.0486 W/kg

Body Front/WLAN 802.11n40 Low/Zoom Scan (7x7x7)/Cube 0: Measurement grid: dx=5mm, dy=5mm, dz=5mm
Reference Value = 4.074 V/m; Power Drift = -0.12 dB
Peak SAR (extrapolated) = 0.0780 W/kg
SAR(1 g) = 0.043 W/kg; SAR(10 g) = 0.022 W/kg
Maximum value of SAR (measured) = 0.0470 W/kg

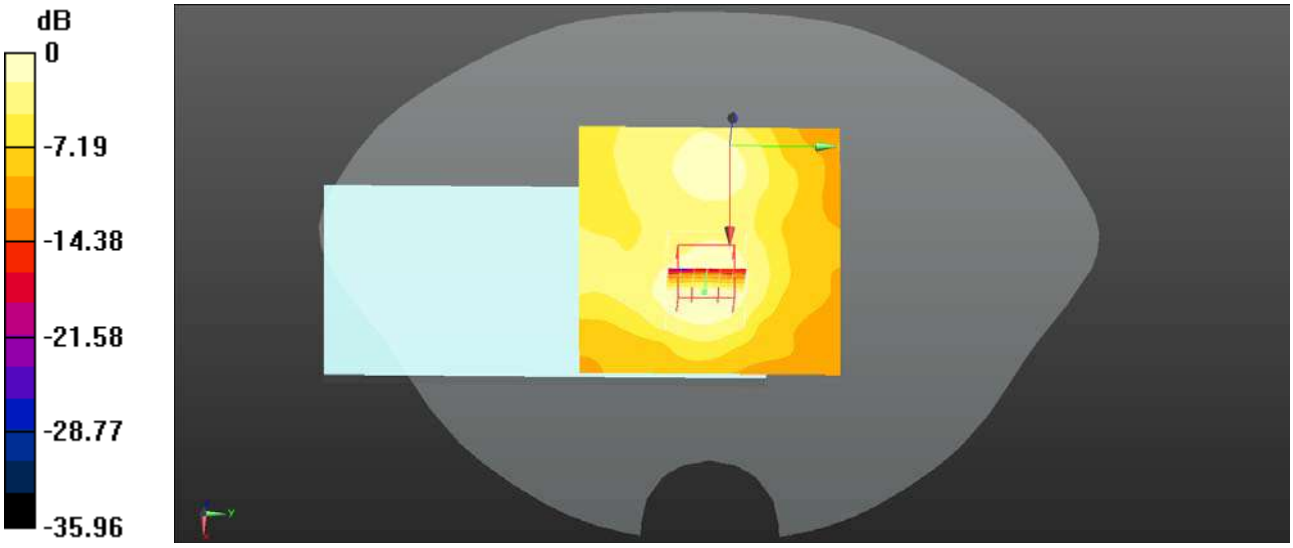

0 dB = 0.0470 W/kg = -13.28 dBW/kg

Plot 173#: 2.4G WLAN_ Body Front_ Mid

DUT: Power 7S; Type: Smart Phone; Serial: SZNS220401-11969E-SA-S1

Communication System: UID 0, 2.4G DTS (0); Frequency: 2442 MHz;Duty Cycle: 1:1
Medium parameters used (interpolated): f = 2442 MHz; σ = 1.816 S/m; ε_r = 39.479; ρ = 1000 kg/m^3
Phantom section: Flat Section

DASY5 Configuration:

- Probe: EX3DV4 - SN3619; ConvF(6.69, 6.69, 6.69); Calibrated: 2021/08/25
- Sensor-Surface: 4mm (Mechanical Surface Detection)
- Electronics: DAE4 Sn1211; Calibrated: 2022/03/01
- Phantom: Twin SAM; Type: QD000P40CD; Serial: TP:1744
- Measurement SW: DASY52, Version 52.10 (4); SEMCAD X Version 14.6.14 (7501)

Body Front/WLAN 802.11n40 Mid/Area Scan (101x101x1): Interpolated grid: dx=1.000 mm, dy=1.000 mm
Maximum value of SAR (interpolated) = 0.0999 W/kg

Body Front/WLAN 802.11n40 Mid/Zoom Scan (7x7x7)/Cube 0: Measurement grid: dx=5mm, dy=5mm, dz=5mm
Reference Value = 4.292 V/m; Power Drift = 0.14 dB
Peak SAR (extrapolated) = 0.172 W/kg
SAR(1 g) = 0.093 W/kg; SAR(10 g) = 0.050 W/kg
Maximum value of SAR (measured) = 0.102 W/kg

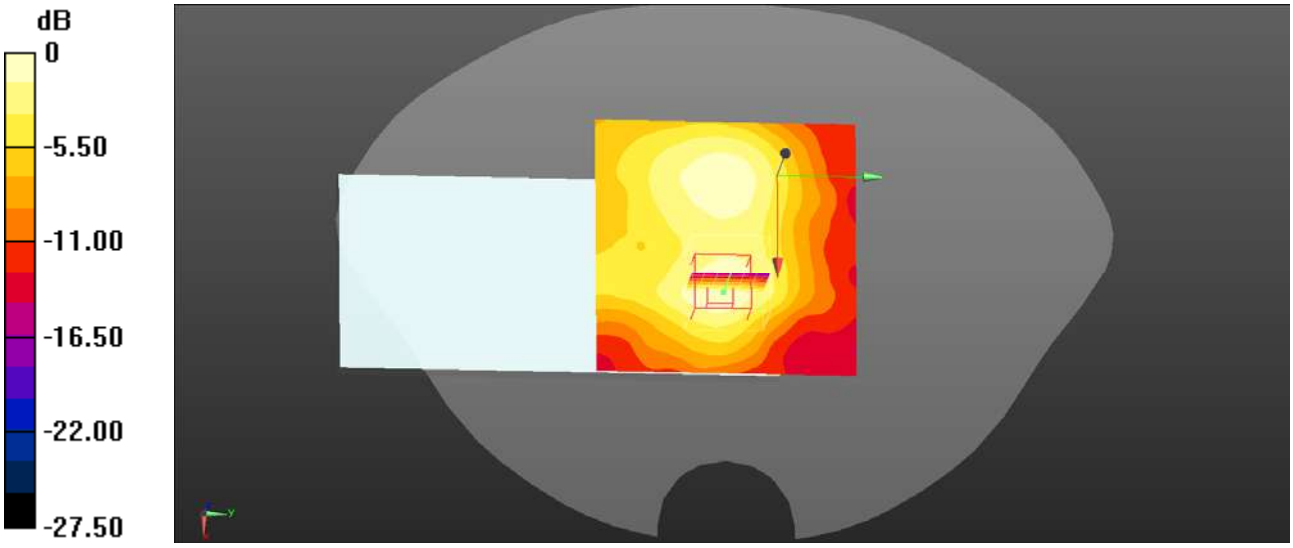

0 dB = 0.102 W/kg = -9.91 dBW/kg

Plot 174#: 2.4G WLAN_ Body Front_ High

DUT: Power 7S; Type: Smart Phone; Serial: SZNS220401-11969E-SA-S1

Communication System: UID 0, 2.4G DTS (0); Frequency: 2462 MHz;Duty Cycle: 1:1
Medium parameters used (interpolated): f = 2462 MHz; σ = 1.833 S/m; ε_r = 39.384; ρ = 1000 kg/m^3
Phantom section: Flat Section

DASY5 Configuration:

- Probe: EX3DV4 - SN3619; ConvF(6.69, 6.69, 6.69); Calibrated: 2021/08/25
- Sensor-Surface: 4mm (Mechanical Surface Detection)
- Electronics: DAE4 Sn1211; Calibrated: 2022/03/01
- Phantom: Twin SAM; Type: QD000P40CD; Serial: TP:1744
- Measurement SW: DASY52, Version 52.10 (4); SEMCAD X Version 14.6.14 (7501)

Body Front/WLAN 802.11n40 High/Area Scan (101x101x1): Interpolated grid: dx=1.000 mm, dy=1.000 mm
Maximum value of SAR (interpolated) = 0.0918 W/kg

Body Front/WLAN 802.11n40 High/Zoom Scan (7x7x7)/Cube 0: Measurement grid: dx=5mm, dy=5mm, dz=5mm
Reference Value = 5.781 V/m; Power Drift = -0.10 dB
Peak SAR (extrapolated) = 0.151 W/kg
SAR(1 g) = 0.081 W/kg; SAR(10 g) = 0.044 W/kg
Maximum value of SAR (measured) = 0.0894 W/kg

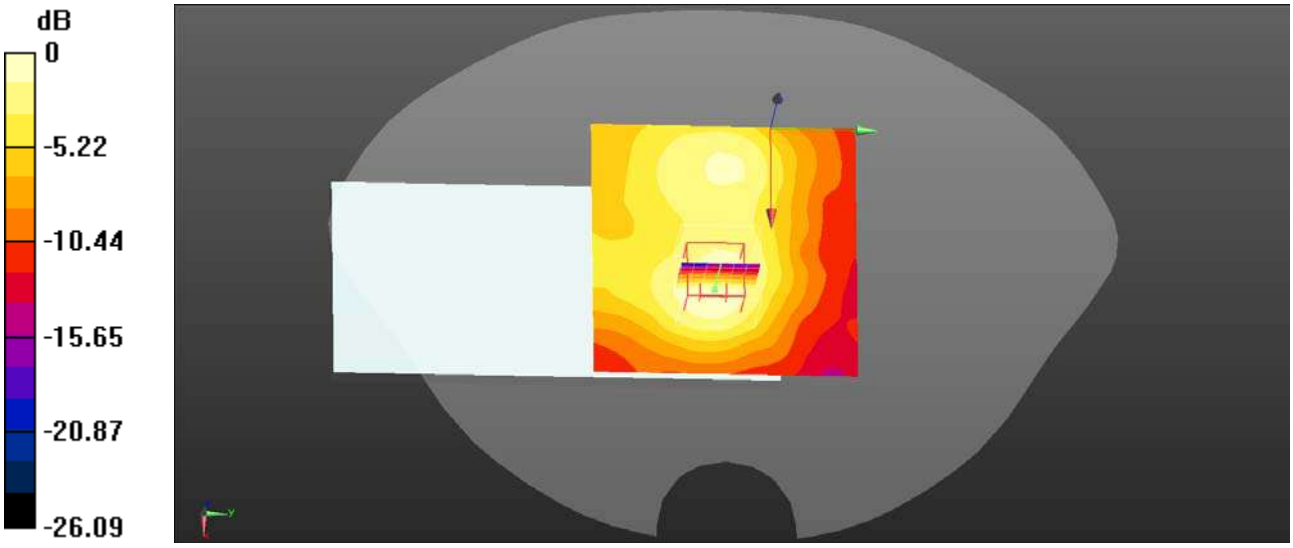

0 dB = 0.0894 W/kg = -10.49 dBW/kg

Plot 175#: 2.4G WLAN_ Body Back_ Mid

DUT: Power 7S; Type: Smart Phone; Serial: SZNS220401-11969E-SA-S1

Communication System: UID 0, 2.4G DTS (0); Frequency: 2442 MHz;Duty Cycle: 1:1
Medium parameters used (interpolated): f = 2442 MHz; σ = 1.816 S/m; ε_r = 39.479; ρ = 1000 kg/m^3
Phantom section: Flat Section

DASY5 Configuration:

- Probe: EX3DV4 - SN3619; ConvF(6.69, 6.69, 6.69); Calibrated: 2021/08/25
- Sensor-Surface: 4mm (Mechanical Surface Detection)
- Electronics: DAE4 Sn1211; Calibrated: 2022/03/01
- Phantom: Twin SAM; Type: QD000P40CD; Serial: TP:1744
- Measurement SW: DASY52, Version 52.10 (4); SEMCAD X Version 14.6.14 (7501)

Body Back/WLAN 802.11n40 Mid/Area Scan (101x101x1): Interpolated grid: dx=1.000 mm, dy=1.000 mm
Maximum value of SAR (interpolated) = 0.0742 W/kg

Body Back/WLAN 802.11n40 Mid/Zoom Scan (7x7x7)/Cube 0: Measurement grid: dx=5mm, dy=5mm, dz=5mm
Reference Value = 4.259 V/m; Power Drift = 0.20 dB
Peak SAR (extrapolated) = 0.123 W/kg
SAR(1 g) = 0.065 W/kg; SAR(10 g) = 0.037 W/kg
Maximum value of SAR (measured) = 0.0757 W/kg

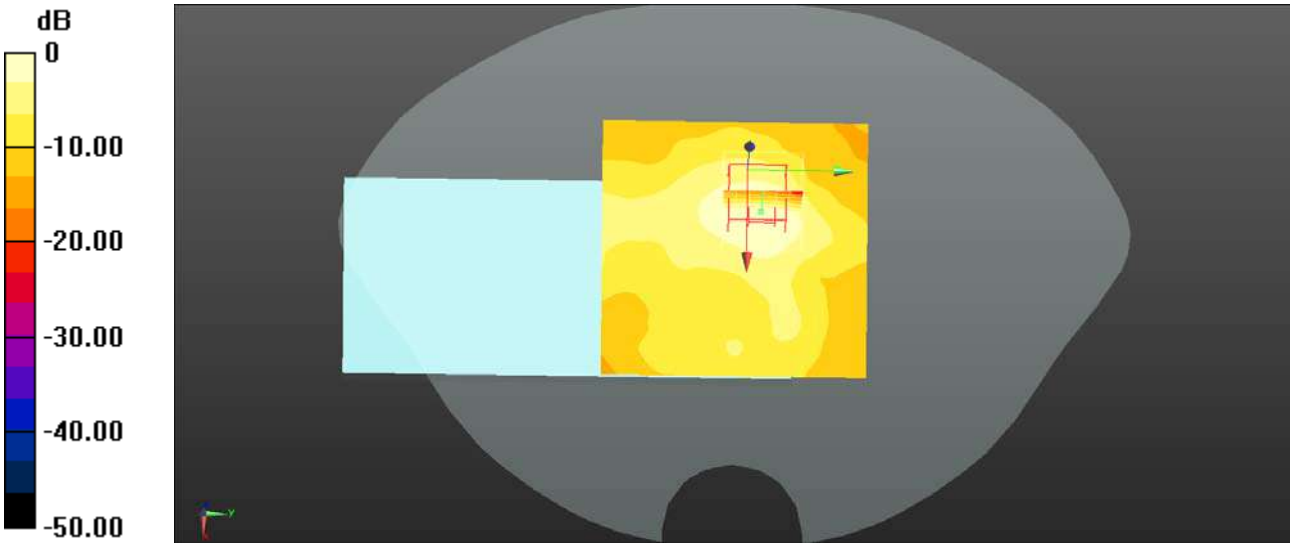

0 dB = 0.0757 W/kg = -11.21 dBW/kg

Plot 176#: 2.4G WLAN_ Body Right_ Mid

DUT: Power 7S; Type: Smart Phone; Serial: SZNS220401-11969E-SA-S1

Communication System: UID 0, 2.4G DTS (0); Frequency: 2442 MHz;Duty Cycle: 1:1
Medium parameters used (interpolated): f = 2442 MHz; σ = 1.816 S/m; ε_r = 39.479; ρ = 1000 kg/m^3
Phantom section: Flat Section

DASY5 Configuration:

- Probe: EX3DV4 - SN3619; ConvF(6.69, 6.69, 6.69); Calibrated: 2021/08/25
- Sensor-Surface: 4mm (Mechanical Surface Detection)
- Electronics: DAE4 Sn1211; Calibrated: 2022/03/01
- Phantom: Twin SAM; Type: QD000P40CD; Serial: TP:1744
- Measurement SW: DASY52, Version 52.10 (4); SEMCAD X Version 14.6.14 (7501)

Body Right/WLAN 802.11n40 Mid/Area Scan (101x101x1): Interpolated grid: dx=1.000 mm, dy=1.000 mm
Maximum value of SAR (interpolated) = 0.0855 W/kg

Body Right/WLAN 802.11n40 Mid/Zoom Scan (7x7x7)/Cube 0: Measurement grid: dx=5mm, dy=5mm, dz=5mm
Reference Value = 5.561 V/m; Power Drift = 0.04 dB
Peak SAR (extrapolated) = 0.147 W/kg
SAR(1 g) = 0.074 W/kg; SAR(10 g) = 0.037 W/kg
Maximum value of SAR (measured) = 0.0795 W/kg

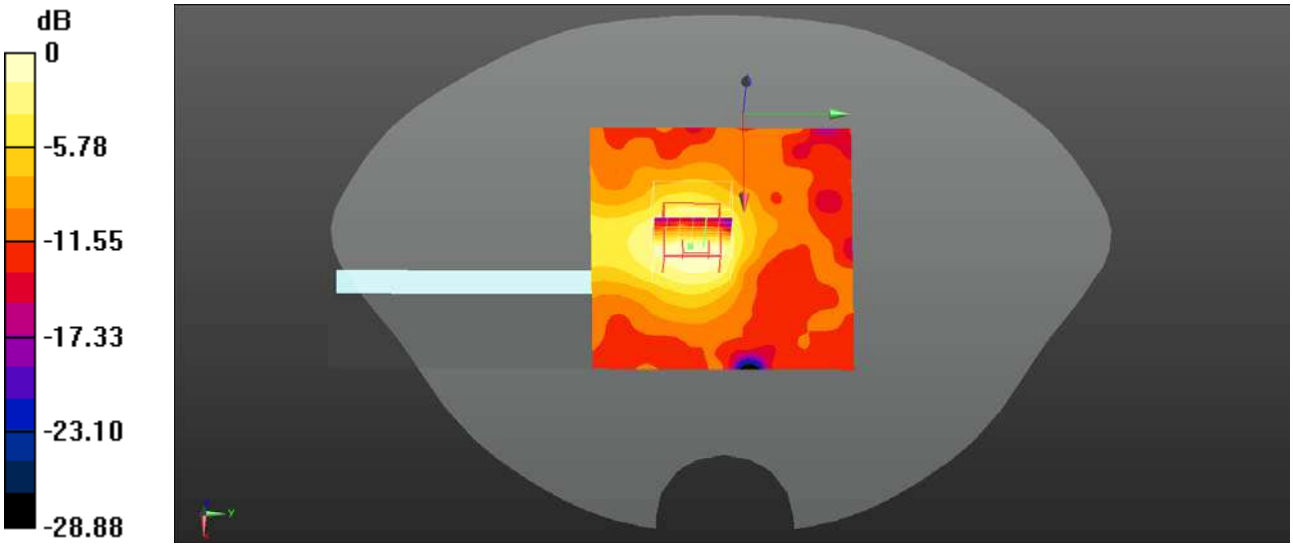

0 dB = 0.0795 W/kg = -11.00 dBW/kg

Plot 177#: 2.4G WLAN_ Body Topt_ Mid

DUT: Power 7S; Type: Smart Phone; Serial: SZNS220401-11969E-SA-S1

Communication System: UID 0, 2.4G DTS (0); Frequency: 2442 MHz;Duty Cycle: 1:1
Medium parameters used (interpolated): f = 2442 MHz; σ = 1.816 S/m; ε_r = 39.479; ρ = 1000 kg/m^3
Phantom section: Flat Section

DASY5 Configuration:

- Probe: EX3DV4 - SN3619; ConvF(6.69, 6.69, 6.69); Calibrated: 2021/08/25
- Sensor-Surface: 4mm (Mechanical Surface Detection)
- Electronics: DAE4 Sn1211; Calibrated: 2022/03/01
- Phantom: Twin SAM; Type: QD000P40CD; Serial: TP:1744
- Measurement SW: DASY52, Version 52.10 (4); SEMCAD X Version 14.6.14 (7501)

Body Top/WLAN 802.11n40 Mid/Area Scan (101x101x1): Interpolated grid: dx=1.000 mm, dy=1.000 mm
Maximum value of SAR (interpolated) = 0.0358 W/kg

Body Top/WLAN 802.11n40 Mid/Zoom Scan (7x7x7)/Cube 0: Measurement grid: dx=5mm, dy=5mm, dz=5mm
Reference Value = 4.062 V/m; Power Drift = -0.15 dB
Peak SAR (extrapolated) = 0.0630 W/kg
SAR(1 g) = 0.031 W/kg; SAR(10 g) = 0.017 W/kg
Maximum value of SAR (measured) = 0.0337 W/kg

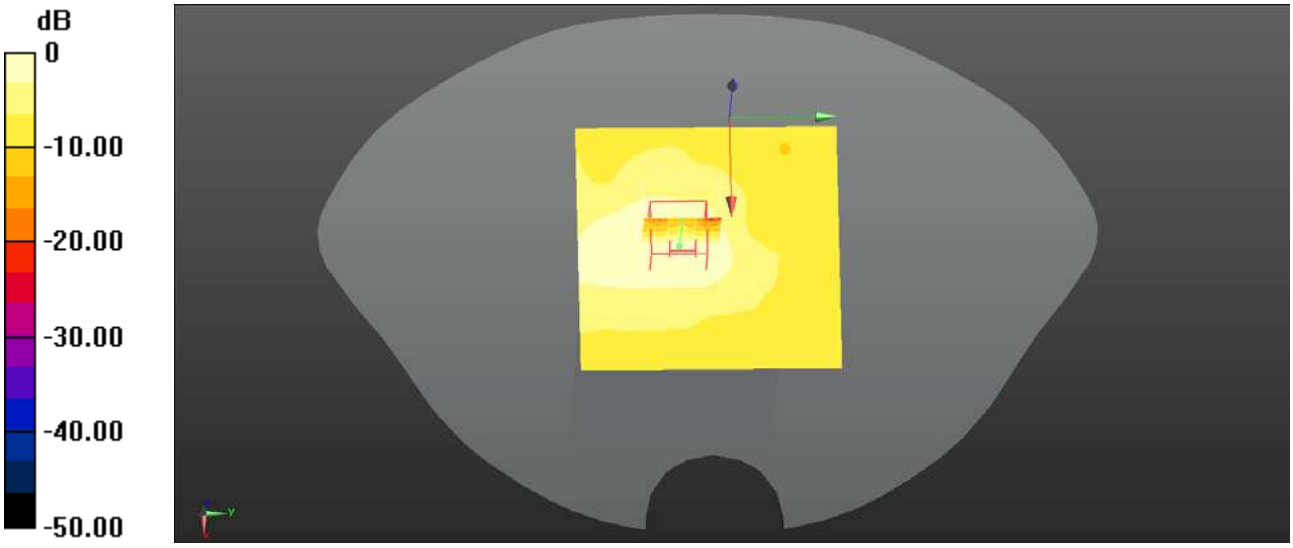

0 dB = 0.0337 W/kg = -14.72 dBW/kg

Plot 178#: 5.2G WLAN_ Head Left Cheek_ Mid

DUT: Power 7S; Type: Smart Phone; Serial: SZNS220401-11969E-SA-S1

Communication System: UID 0, 5.2G WiFi (0); Frequency: 5210 MHz;Duty Cycle: 1:1
Medium parameters used (interpolated): f = 5210 MHz; σ = 4.723 S/m; ε_r = 36.621; ρ = 1000 kg/m^3
Phantom section: Left Section

DASY5 Configuration:

- Probe: EX3DV4 - SN3619; ConvF(4.37, 4.37, 4.37); Calibrated: 2021/08/25
- Sensor-Surface: 4mm (Mechanical Surface Detection)
- Electronics: DAE4 Sn1211; Calibrated: 2022/03/01
- Phantom: Twin SAM; Type: QD000P40CD; Serial: TP:1744
- Measurement SW: DASY52, Version 52.10 (4); SEMCAD X Version 14.6.14 (7501)

Head Left Cheek/WLAN 5.2G 802.11ac80 Mid/Area Scan (101x101x1): Interpolated grid: dx=1.000 mm, dy=1.000 mm
Maximum value of SAR (interpolated) = 0.151 W/kg

Head Left Cheek/WLAN 5.2G 802.11ac80 Mid/Zoom Scan (8x8x12)/Cube 0: Measurement grid: dx=4mm, dy=4mm, dz=2mm
Reference Value = 1.626 V/m; Power Drift = 0.19 dB
Peak SAR (extrapolated) = 0.179 W/kg
SAR(1 g) = 0.052 W/kg; SAR(10 g) = 0.018 W/kg
Maximum value of SAR (measured) = 0.106 W/kg



0 dB = 0.106 W/kg = -9.75 dBW/kg

Plot 179#: 5.2G WLAN_ Head Left Tilt_ Mid

DUT: Power 7S; Type: Smart Phone; Serial: SZNS220401-11969E-SA-S1

Communication System: UID 0, 5.2G WiFi (0); Frequency: 5210 MHz;Duty Cycle: 1:1
Medium parameters used (interpolated): f = 5210 MHz; σ = 4.723 S/m; ε_r = 36.621; ρ = 1000 kg/m^3
Phantom section: Left Section

DASY5 Configuration:

- Probe: EX3DV4 - SN3619; ConvF(4.37, 4.37, 4.37); Calibrated: 2021/08/25
- Sensor-Surface: 4mm (Mechanical Surface Detection)
- Electronics: DAE4 Sn1211; Calibrated: 2022/03/01
- Phantom: Twin SAM; Type: QD000P40CD; Serial: TP:1744
- Measurement SW: DASY52, Version 52.10 (4); SEMCAD X Version 14.6.14 (7501)

Head Left Tilt/WLAN 5.2G 802.11ac80 Mid/Area Scan (101x101x1): Interpolated grid: dx=1.000 mm, dy=1.000 mm
Maximum value of SAR (interpolated) = 0.153 W/kg

Head Left Tilt/WLAN 5.2G 802.11ac80 Mid/Zoom Scan (8x8x12)/Cube 0: Measurement grid: dx=4mm, dy=4mm, dz=2mm
Reference Value = 4.099 V/m; Power Drift = -0.17 dB
Peak SAR (extrapolated) = 0.234 W/kg
SAR(1 g) = 0.070 W/kg; SAR(10 g) = 0.023 W/kg
Maximum value of SAR (measured) = 0.137 W/kg

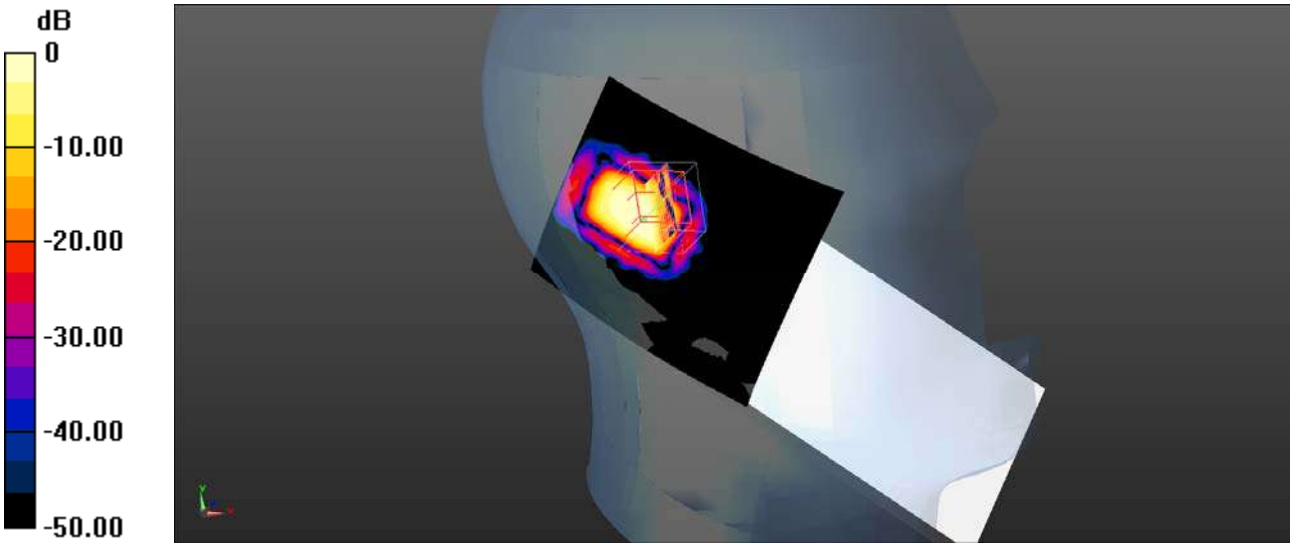

0 dB = 0.137 W/kg = -8.63 dBW/kg

Plot 180#: 5.2G WLAN_ Head Right Cheek_ Mid

DUT: Power 7S; Type: Smart Phone; Serial: SZNS220401-11969E-SA-S1

Communication System: UID 0, 5.2G WiFi (0); Frequency: 5210 MHz;Duty Cycle: 1:1
Medium parameters used (interpolated): f = 5210 MHz; σ = 4.723 S/m; ε_r = 36.621; ρ = 1000 kg/m^3
Phantom section: Right Section

DASY5 Configuration:

- Probe: EX3DV4 - SN3619; ConvF(4.37, 4.37, 4.37); Calibrated: 2021/08/25
- Sensor-Surface: 4mm (Mechanical Surface Detection)
- Electronics: DAE4 Sn1211; Calibrated: 2022/03/01
- Phantom: Twin SAM; Type: QD000P40CD; Serial: TP:1744
- Measurement SW: DASY52, Version 52.10 (4); SEMCAD X Version 14.6.14 (7501)

Head Right Cheek/WLAN 5.2G 802.11ac80 Mid/Area Scan (101x101x1): Interpolated grid: dx=1.000 mm, dy=1.000 mm
Maximum value of SAR (interpolated) = 0.112 W/kg

Head Right Cheek/WLAN 5.2G 802.11ac80 Mid/Zoom Scan (8x8x12)/Cube 0: Measurement grid: dx=4mm, dy=4mm, dz=2mm
Reference Value = 2.250 V/m; Power Drift = -0.13 dB
Peak SAR (extrapolated) = 0.256 W/kg
SAR(1 g) = 0.058 W/kg; SAR(10 g) = 0.019 W/kg
Maximum value of SAR (measured) = 0.114 W/kg



0 dB = 0.114 W/kg = -9.43 dBW/kg

Plot 181#: 5.2G WLAN_ Head Right Tilt_ Mid

DUT: Power 7S; Type: Smart Phone; Serial: SZNS220401-11969E-SA-S1

Communication System: UID 0, 5.2G WiFi (0); Frequency: 5210 MHz;Duty Cycle: 1:1
Medium parameters used (interpolated): f = 5210 MHz; σ = 4.723 S/m; ε_r = 36.621; ρ = 1000 kg/m^3
Phantom section: Right Section

DASY5 Configuration:

- Probe: EX3DV4 - SN3619; ConvF(4.37, 4.37, 4.37); Calibrated: 2021/08/25
- Sensor-Surface: 4mm (Mechanical Surface Detection)
- Electronics: DAE4 Sn1211; Calibrated: 2022/03/01
- Phantom: Twin SAM; Type: QD000P40CD; Serial: TP:1744
- Measurement SW: DASY52, Version 52.10 (4); SEMCAD X Version 14.6.14 (7501)

Head Right Tilt/WLAN 5.2G 802.11ac80 Mid/Area Scan (101x101x1): Interpolated grid: dx=1.000 mm, dy=1.000 mm
Maximum value of SAR (interpolated) = 0.136 W/kg

Head Right Tilt/WLAN 5.2G 802.11ac80 Mid/Zoom Scan (8x8x12)/Cube 0: Measurement grid: dx=4mm, dy=4mm, dz=2mm
Reference Value = 0 V/m; Power Drift = 0.00 dB
Peak SAR (extrapolated) = 0.208 W/kg
SAR(1 g) = 0.066 W/kg; SAR(10 g) = 0.024 W/kg
Maximum value of SAR (measured) = 0.123 W/kg

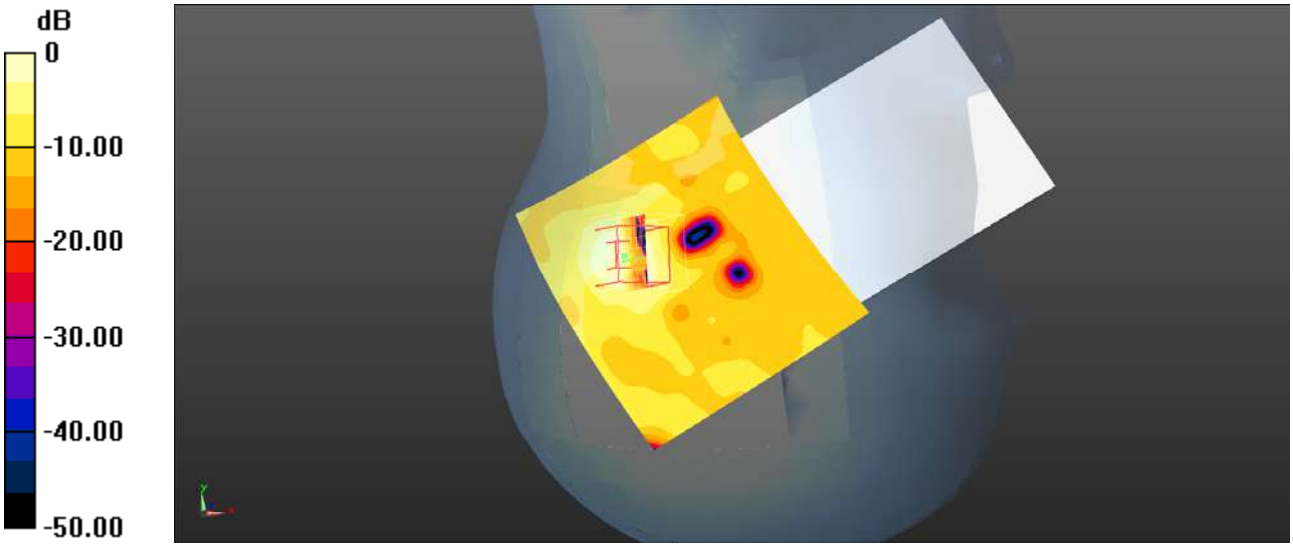

0 dB = 0.123 W/kg = -9.10 dBW/kg

Plot 182#: 5.2G WLAN_ Body Front_ Mid

DUT: Power 7S; Type: Smart Phone; Serial: SZNS220401-11969E-SA-S1

Communication System: UID 0, 5.2G WiFi (0); Frequency: 5210 MHz;Duty Cycle: 1:1
Medium parameters used (interpolated): f = 5210 MHz; σ = 4.723 S/m; ε_r = 36.621; ρ = 1000 kg/m^3
Phantom section: Flat Section

DASY5 Configuration:

- Probe: EX3DV4 - SN3619; ConvF(4.37, 4.37, 4.37); Calibrated: 2021/08/25
- Sensor-Surface: 4mm (Mechanical Surface Detection)
- Electronics: DAE4 Sn1211; Calibrated: 2022/03/01
- Phantom: Twin SAM; Type: QD000P40CD; Serial: TP:1744
- Measurement SW: DASY52, Version 52.10 (4); SEMCAD X Version 14.6.14 (7501)

Body Front/WLAN 5.2G 802.11ac80 Mid/Area Scan (121x101x1): Interpolated grid: dx=1.000 mm, dy=1.000 mm
Maximum value of SAR (interpolated) = 0.101 W/kg

Body Front/WLAN 5.2G 802.11ac80 Mid/Zoom Scan (8x8x12)/Cube 0: Measurement grid: dx=4mm, dy=4mm, dz=2mm
Reference Value = 2.998 V/m; Power Drift = 0.01 dB
Peak SAR (extrapolated) = 0.202 W/kg
SAR(1 g) = 0.048 W/kg; SAR(10 g) = 0.017 W/kg
Maximum value of SAR (measured) = 0.101 W/kg

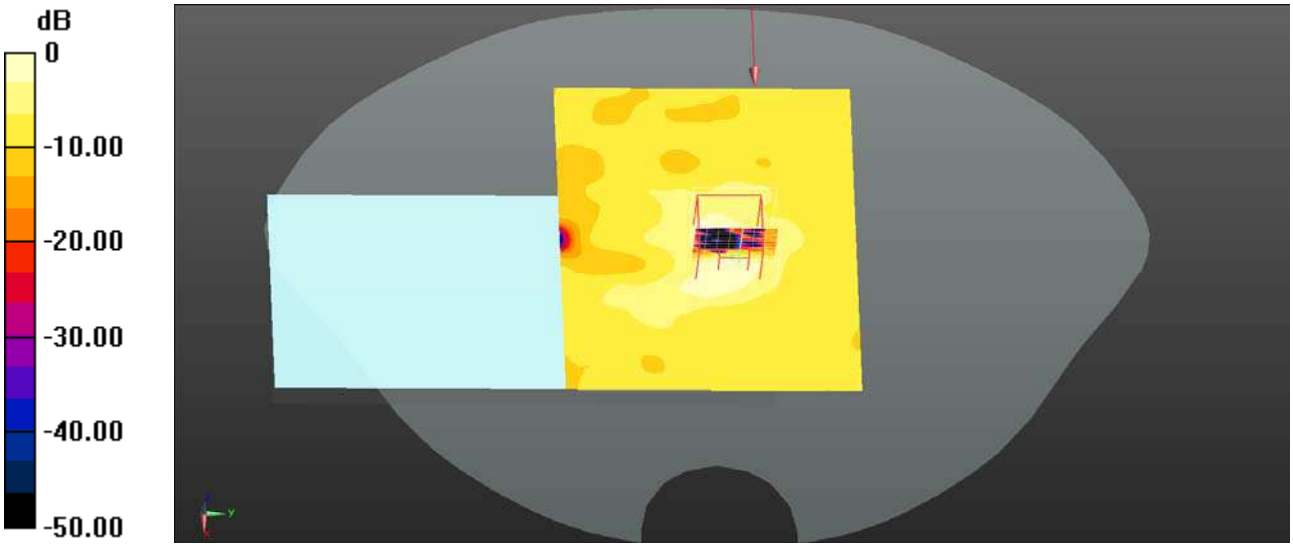

0 dB = 0.101 W/kg = -9.96 dBW/kg

Plot 183#: 5.2G WLAN_ Body Back_ Mid

DUT: Power 7S; Type: Smart Phone; Serial: SZNS220401-11969E-SA-S1

Communication System: UID 0, 5.2G WiFi (0); Frequency: 5210 MHz;Duty Cycle: 1:1
Medium parameters used (interpolated): f = 5210 MHz; σ = 4.723 S/m; ε_r = 36.621; ρ = 1000 kg/m^3
Phantom section: Flat Section

DASY5 Configuration:

- Probe: EX3DV4 - SN3619; ConvF(4.37, 4.37, 4.37); Calibrated: 2021/08/25
- Sensor-Surface: 4mm (Mechanical Surface Detection)
- Electronics: DAE4 Sn1211; Calibrated: 2022/03/01
- Phantom: Twin SAM; Type: QD000P40CD; Serial: TP:1744
- Measurement SW: DASY52, Version 52.10 (4); SEMCAD X Version 14.6.14 (7501)

Body Back/WLAN 5.2G 802.11ac80 Mid/Area Scan (101x101x1): Interpolated grid: dx=1.000 mm, dy=1.000 mm
Maximum value of SAR (interpolated) = 0.167 W/kg

Body Back/WLAN 5.2G 802.11ac80 Mid/Zoom Scan (8x8x12)/Cube 0: Measurement grid: dx=4mm, dy=4mm, dz=2mm
Reference Value = 0 V/m; Power Drift = 0.00 dB
Peak SAR (extrapolated) = 0.302 W/kg
SAR(1 g) = 0.085 W/kg; SAR(10 g) = 0.027 W/kg
Maximum value of SAR (measured) = 0.167 W/kg

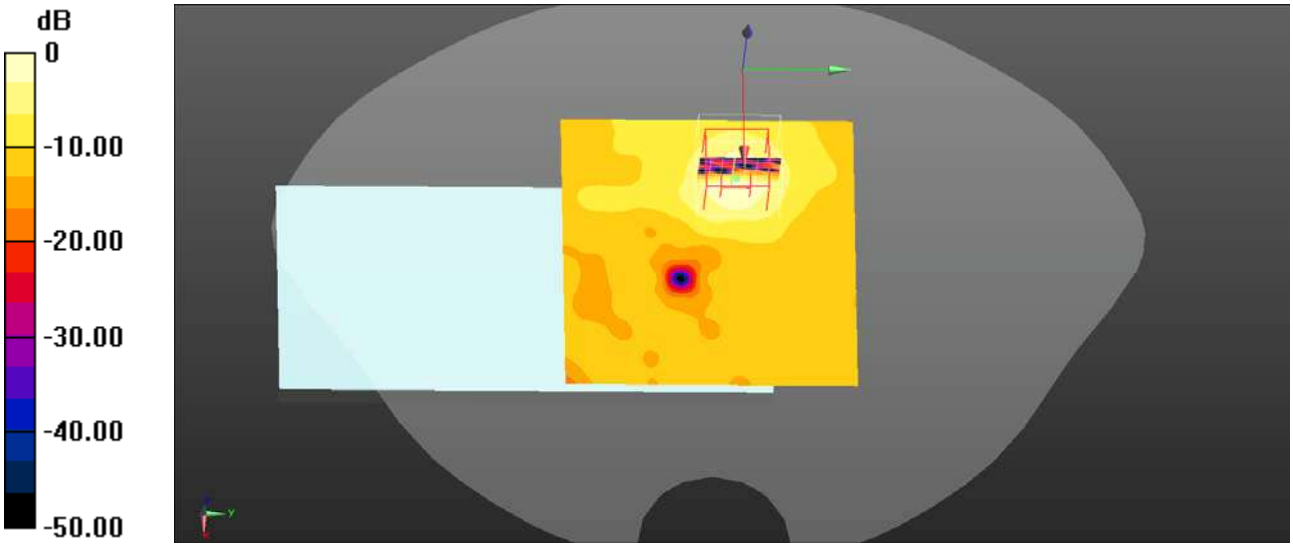

0 dB = 0.167 W/kg = -7.77 dBW/kg

Plot 184#: 5.2G WLAN_ Body Right_ Mid

DUT: Power 7S; Type: Smart Phone; Serial: SZNS220401-11969E-SA-S1

Communication System: UID 0, 5.2G WiFi (0); Frequency: 5210 MHz;Duty Cycle: 1:1
Medium parameters used (interpolated): f = 5210 MHz; σ = 4.723 S/m; ε_r = 36.621; ρ = 1000 kg/m^3
Phantom section: Flat Section

DASY5 Configuration:

- Probe: EX3DV4 - SN3619; ConvF(4.37, 4.37, 4.37); Calibrated: 2021/08/25
- Sensor-Surface: 4mm (Mechanical Surface Detection)
- Electronics: DAE4 Sn1211; Calibrated: 2022/03/01
- Phantom: Twin SAM; Type: QD000P40CD; Serial: TP:1744
- Measurement SW: DASY52, Version 52.10 (4); SEMCAD X Version 14.6.14 (7501)

Body Right/WLAN 5.2G 802.11ac80 Mid/Area Scan (121x121x1): Interpolated grid: dx=0.8000 mm, dy=0.8000 mm
Maximum value of SAR (interpolated) = 0.0479 W/kg

Body Right/WLAN 5.2G 802.11ac80 Mid/Zoom Scan (8x8x16)/Cube 0: Measurement grid: dx=4mm, dy=4mm, dz=2mm
Reference Value = 2.042 V/m; Power Drift = -0.12 dB
Peak SAR (extrapolated) = 0.163 W/kg
SAR(1 g) = 0.015 W/kg; SAR(10 g) = 0.00605 W/kg
Maximum value of SAR (measured) = 0.0378 W/kg

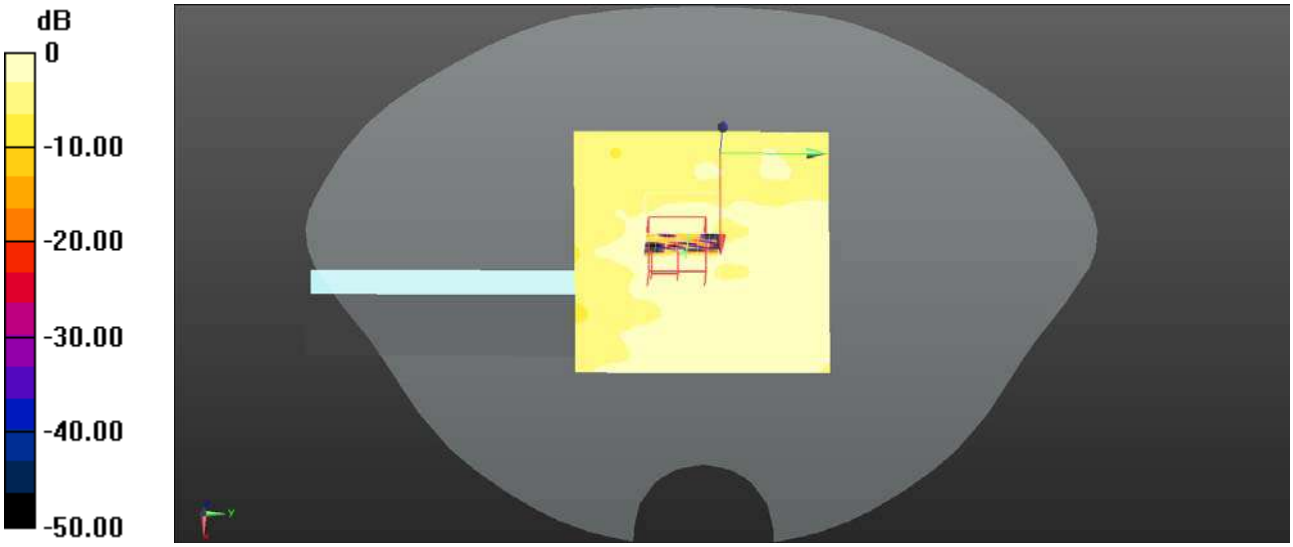

0 dB = 0.0378 W/kg = -14.23 dBW/kg

Plot 185#: 5.2G WLAN_ Body Top_ Mid

DUT: Power 7S; Type: Smart Phone; Serial: SZNS220401-11969E-SA-S1

Communication System: UID 0, 5.2G WiFi (0); Frequency: 5210 MHz;Duty Cycle: 1:1
Medium parameters used (interpolated): f = 5210 MHz; σ = 4.723 S/m; ε_r = 36.621; ρ = 1000 kg/m^3
Phantom section: Flat Section

DASY5 Configuration:

- Probe: EX3DV4 - SN3619; ConvF(4.37, 4.37, 4.37); Calibrated: 2021/08/25
- Sensor-Surface: 4mm (Mechanical Surface Detection)
- Electronics: DAE4 Sn1211; Calibrated: 2022/03/01
- Phantom: Twin SAM; Type: QD000P40CD; Serial: TP:1744
- Measurement SW: DASY52, Version 52.10 (4); SEMCAD X Version 14.6.14 (7501)

Body Top/WLAN 5.2G 802.11ac80 Mid/Area Scan (121x121x1): Interpolated grid: dx=0.8000 mm, dy=0.8000 mm
Maximum value of SAR (interpolated) = 0.125 W/kg

Body Top/WLAN 5.2G 802.11ac80 Mid/Zoom Scan (8x8x12)/Cube 0: Measurement grid: dx=4mm, dy=4mm, dz=2mm
Reference Value = 2.731 V/m; Power Drift = -0.17 dB
Peak SAR (extrapolated) = 0.212 W/kg
SAR(1 g) = 0.066 W/kg; SAR(10 g) = 0.024 W/kg
Maximum value of SAR (measured) = 0.119 W/kg

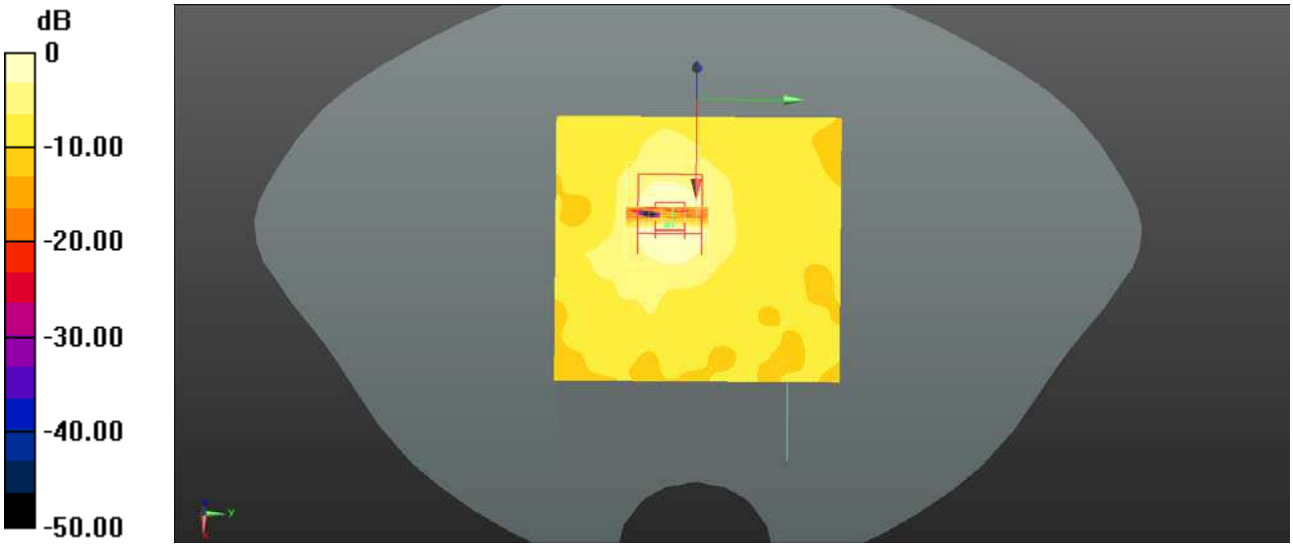

0 dB = 0.119 W/kg = -9.24 dBW/kg

Plot 186#: 5.8G WLAN_ Head Left Cheek_ Mid

DUT: Power 7S; Type: Smart Phone; Serial: SZNS220401-11969E-SA-S1

Communication System: UID 0, 5.8G Wi-Fi (0); Frequency: 5775 MHz;Duty Cycle: 1:1
Medium parameters used (interpolated): f = 5775 MHz; σ = 5.317 S/m; ε_r = 35.965; ρ = 1000 kg/m^3
Phantom section: Left Section

DASY5 Configuration:

- Probe: EX3DV4 - SN3619; ConvF(3.93, 3.93, 3.93); Calibrated: 2021/08/25
- Sensor-Surface: 4mm (Mechanical Surface Detection)
- Electronics: DAE4 Sn1211; Calibrated: 2022/03/01
- Phantom: Twin SAM; Type: QD000P40CD; Serial: TP:1744
- Measurement SW: DASY52, Version 52.10 (4); SEMCAD X Version 14.6.14 (7501)

Head Left Cheek/WLAN 5.8G 802.11ac80 Mid/Area Scan (101x101x1): Interpolated grid: dx=1.000 mm, dy=1.000 mm
Maximum value of SAR (interpolated) = 0.0625 W/kg

Head Left Cheek/WLAN 5.8G 802.11ac80 Mid/Zoom Scan (8x8x12)/Cube 0: Measurement grid: dx=4mm, dy=4mm, dz=2mm
Reference Value = 0.8870 V/m; Power Drift = 0.11 dB
Peak SAR (extrapolated) = 0.0930 W/kg
SAR(1 g) = 0.019 W/kg; SAR(10 g) = 0.00702 W/kg
Maximum value of SAR (measured) = 0.0420 W/kg

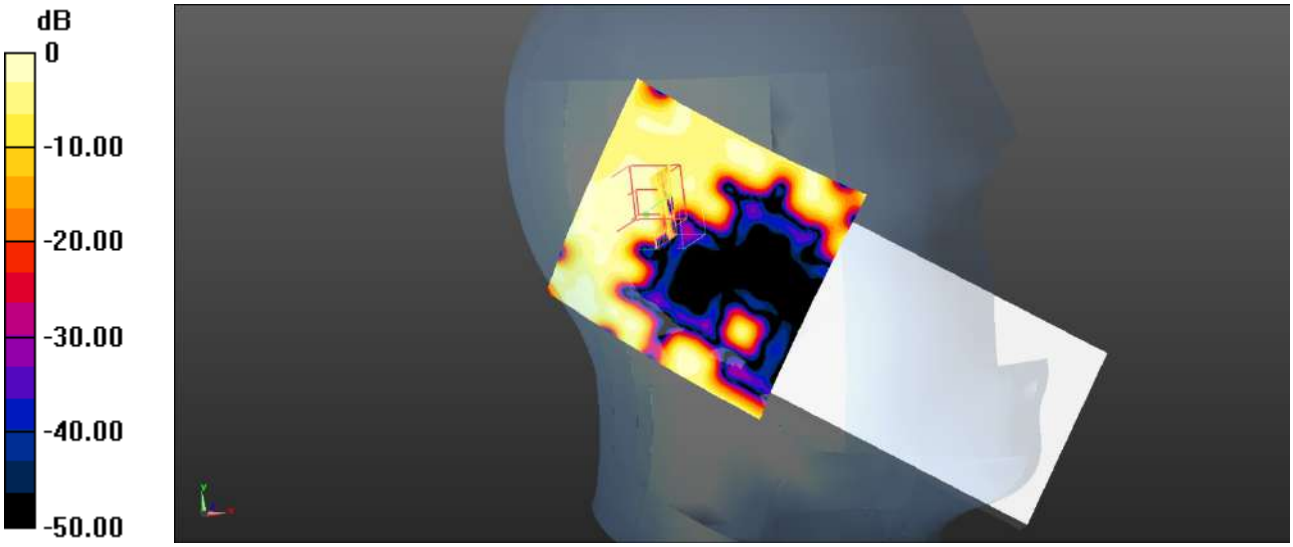

0 dB = 0.0420 W/kg = -13.77 dBW/kg

Plot 187#: 5.8G WLAN_ Head Left Tilt_ Mid

DUT: Power 7S; Type: Smart Phone; Serial: SZNS220401-11969E-SA-S1

Communication System: UID 0, 5.8G Wi-Fi (0); Frequency: 5775 MHz;Duty Cycle: 1:1
Medium parameters used (interpolated): f = 5775 MHz; σ = 5.317 S/m; ε_r = 35.965; ρ = 1000 kg/m^3
Phantom section: Left Section

DASY5 Configuration:

- Probe: EX3DV4 - SN3619; ConvF(3.93, 3.93, 3.93); Calibrated: 2021/08/25
- Sensor-Surface: 4mm (Mechanical Surface Detection)
- Electronics: DAE4 Sn1211; Calibrated: 2022/03/01
- Phantom: Twin SAM; Type: QD000P40CD; Serial: TP:1744
- Measurement SW: DASY52, Version 52.10 (4); SEMCAD X Version 14.6.14 (7501)

Head Left Tilt/WLAN 5.8G 802.11ac80 Mid/Area Scan (101x101x1): Interpolated grid: dx=1.000 mm, dy=1.000 mm
Maximum value of SAR (interpolated) = 0.0580 W/kg

Head Left Tilt/WLAN 5.8G 802.11ac80 Mid/Zoom Scan (8x8x12)/Cube 0: Measurement grid: dx=4mm, dy=4mm, dz=2mm
Reference Value = 1.545 V/m; Power Drift = -0.16 dB
Peak SAR (extrapolated) = 0.124 W/kg
SAR(1 g) = 0.028 W/kg; SAR(10 g) = 0.00886 W/kg
Maximum value of SAR (measured) = 0.0577 W/kg

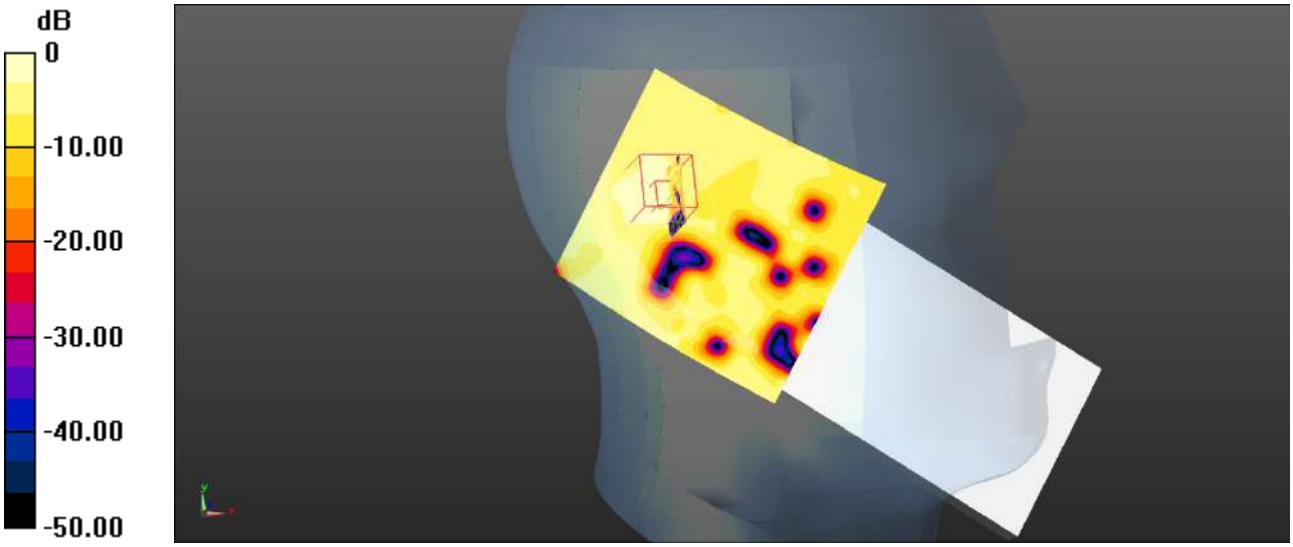

0 dB = 0.0577 W/kg = -12.39 dBW/kg

Plot 188#: 5.8G WLAN_ Head Right Cheek_ Mid

DUT: Power 7S; Type: Smart Phone; Serial: SZNS220401-11969E-SA-S1

Communication System: UID 0, 5.8G Wi-Fi (0); Frequency: 5775 MHz;Duty Cycle: 1:1
Medium parameters used (interpolated): f = 5775 MHz; σ = 5.317 S/m; ε_r = 35.965; ρ = 1000 kg/m^3
Phantom section: Right Section

DASY5 Configuration:

- Probe: EX3DV4 - SN3619; ConvF(3.93, 3.93, 3.93); Calibrated: 2021/08/25
- Sensor-Surface: 4mm (Mechanical Surface Detection)
- Electronics: DAE4 Sn1211; Calibrated: 2022/03/01
- Phantom: Twin SAM; Type: QD000P40CD; Serial: TP:1744
- Measurement SW: DASY52, Version 52.10 (4); SEMCAD X Version 14.6.14 (7501)

Head Right Cheek/WLAN 5.8G 802.11ac80 Mid/Area Scan (101x101x1): Interpolated grid: dx=1.000 mm, dy=1.000 mm
Maximum value of SAR (interpolated) = 0.0678 W/kg

Head Right Cheek/WLAN 5.8G 802.11ac80 Mid/Zoom Scan (8x8x12)/Cube 0: Measurement grid: dx=4mm, dy=4mm, dz=2mm
Reference Value = 1.029 V/m; Power Drift = -0.13 dB
Peak SAR (extrapolated) = 0.0990 W/kg
SAR(1 g) = 0.021 W/kg; SAR(10 g) = 0.00719 W/kg
Maximum value of SAR (measured) = 0.0445 W/kg



0 dB = 0.0445 W/kg = -13.52 dBW/kg

Plot 189#: 5.8G WLAN_ Head Right Tilt_ Mid

DUT: Power 7S; Type: Smart Phone; Serial: SZNS220401-11969E-SA-S1

Communication System: UID 0, 5.8G Wi-Fi (0); Frequency: 5775 MHz;Duty Cycle: 1:1
Medium parameters used (interpolated): f = 5775 MHz; σ = 5.317 S/m; ε_r = 35.965; ρ = 1000 kg/m^3
Phantom section: Right Section

DASY5 Configuration:

- Probe: EX3DV4 - SN3619; ConvF(3.93, 3.93, 3.93); Calibrated: 2021/08/25
- Sensor-Surface: 4mm (Mechanical Surface Detection)
- Electronics: DAE4 Sn1211; Calibrated: 2022/03/01
- Phantom: Twin SAM; Type: QD000P40CD; Serial: TP:1744
- Measurement SW: DASY52, Version 52.10 (4); SEMCAD X Version 14.6.14 (7501)

Head Right Tilt/WLAN 5.8G 802.11ac80 Mid/Area Scan (101x101x1): Interpolated grid: dx=1.000 mm, dy=1.000 mm
Maximum value of SAR (interpolated) = 0.0627 W/kg

Head Right Tilt/WLAN 5.8G 802.11ac80 Mid/Zoom Scan (8x8x12)/Cube 0: Measurement grid: dx=4mm, dy=4mm, dz=2mm
Reference Value = 1.093 V/m; Power Drift = -0.11 dB
Peak SAR (extrapolated) = 0.201 W/kg
SAR(1 g) = 0.022 W/kg; SAR(10 g) = 0.00837 W/kg
Maximum value of SAR (measured) = 0.0572 W/kg

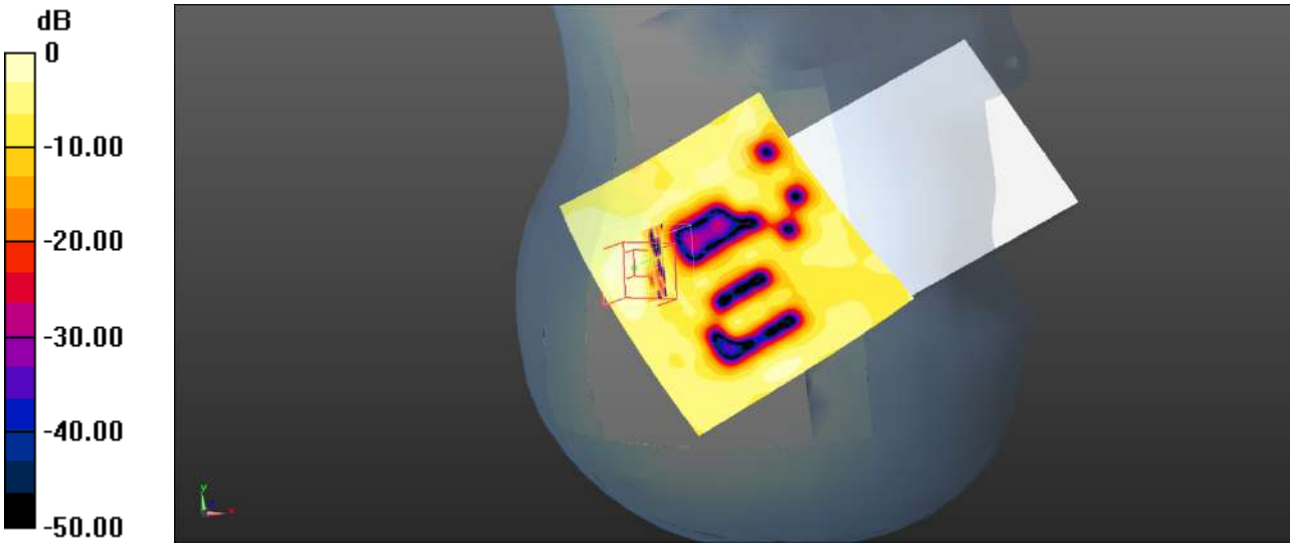

0 dB = 0.0572 W/kg = -12.43 dBW/kg

Plot 190#: 5.8G WLAN_ Body Front_ Mid

DUT: Power 7S; Type: Smart Phone; Serial: SZNS220401-11969E-SA-S1

Communication System: UID 0, 5.8G Wi-Fi (0); Frequency: 5775 MHz;Duty Cycle: 1:1
Medium parameters used (interpolated): f = 5775 MHz; σ = 5.317 S/m; ε_r = 35.965; ρ = 1000 kg/m^3
Phantom section: Flat Section

DASY5 Configuration:

- Probe: EX3DV4 - SN3619; ConvF(3.93, 3.93, 3.93); Calibrated: 2021/08/25
- Sensor-Surface: 4mm (Mechanical Surface Detection)
- Electronics: DAE4 Sn1211; Calibrated: 2022/03/01
- Phantom: Twin SAM; Type: QD000P40CD; Serial: TP:1744
- Measurement SW: DASY52, Version 52.10 (4); SEMCAD X Version 14.6.14 (7501)

Body Front/WLAN 5.8G 802.11ac80 Mid/Area Scan (121x121x1): Interpolated grid: dx=1.000 mm, dy=1.000 mm
Maximum value of SAR (interpolated) = 0.0802 W/kg

Body Front/WLAN 5.8G 802.11ac80 Mid/Zoom Scan (8x8x12)/Cube 0: Measurement grid: dx=4mm, dy=4mm, dz=2mm
Reference Value = 1.277 V/m; Power Drift = 0.12 dB
Peak SAR (extrapolated) = 0.430 W/kg
SAR(1 g) = 0.032 W/kg; SAR(10 g) = 0.00873 W/kg
Maximum value of SAR (measured) = 0.0687 W/kg

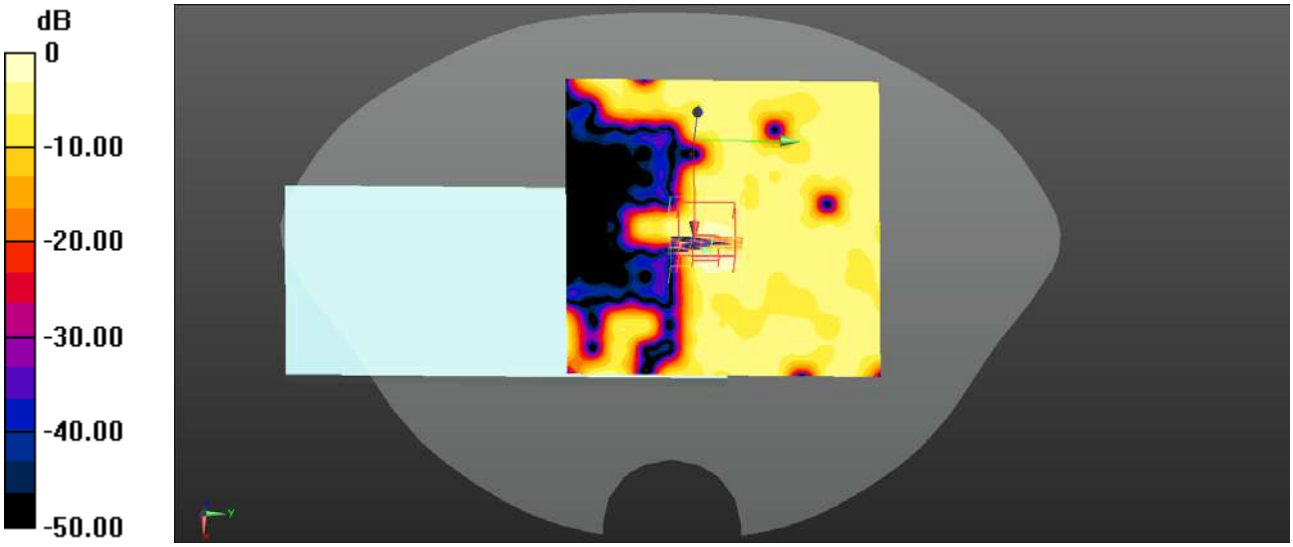

0 dB = 0.0687 W/kg = -11.63 dBW/kg

Plot 191#: 5.8G WLAN_ Body Back_ Mid

DUT: Power 7S; Type: Smart Phone; Serial: SZNS220401-11969E-SA-S1

Communication System: UID 0, 5.8G Wi-Fi (0); Frequency: 5775 MHz;Duty Cycle: 1:1
Medium parameters used (interpolated): f = 5775 MHz; σ = 5.317 S/m; ε_r = 35.965; ρ = 1000 kg/m^3
Phantom section: Flat Section

DASY5 Configuration:

- Probe: EX3DV4 - SN3619; ConvF(3.93, 3.93, 3.93); Calibrated: 2021/08/25
- Sensor-Surface: 4mm (Mechanical Surface Detection)
- Electronics: DAE4 Sn1211; Calibrated: 2022/03/01
- Phantom: Twin SAM; Type: QD000P40CD; Serial: TP:1744
- Measurement SW: DASY52, Version 52.10 (4); SEMCAD X Version 14.6.14 (7501)

Body Back/WLAN 5.8G 802.11ac80 Mid/Area Scan (101x101x1): Interpolated grid: dx=1.000 mm, dy=1.000 mm
Maximum value of SAR (interpolated) = 0.159 W/kg

Body Back/WLAN 5.8G 802.11ac80 Mid/Zoom Scan (8x8x12)/Cube 0: Measurement grid: dx=4mm, dy=4mm, dz=2mm
Reference Value = 1.355 V/m; Power Drift = -0.02 dB
Peak SAR (extrapolated) = 0.250 W/kg
SAR(1 g) = 0.060 W/kg; SAR(10 g) = 0.018 W/kg
Maximum value of SAR (measured) = 0.140 W/kg

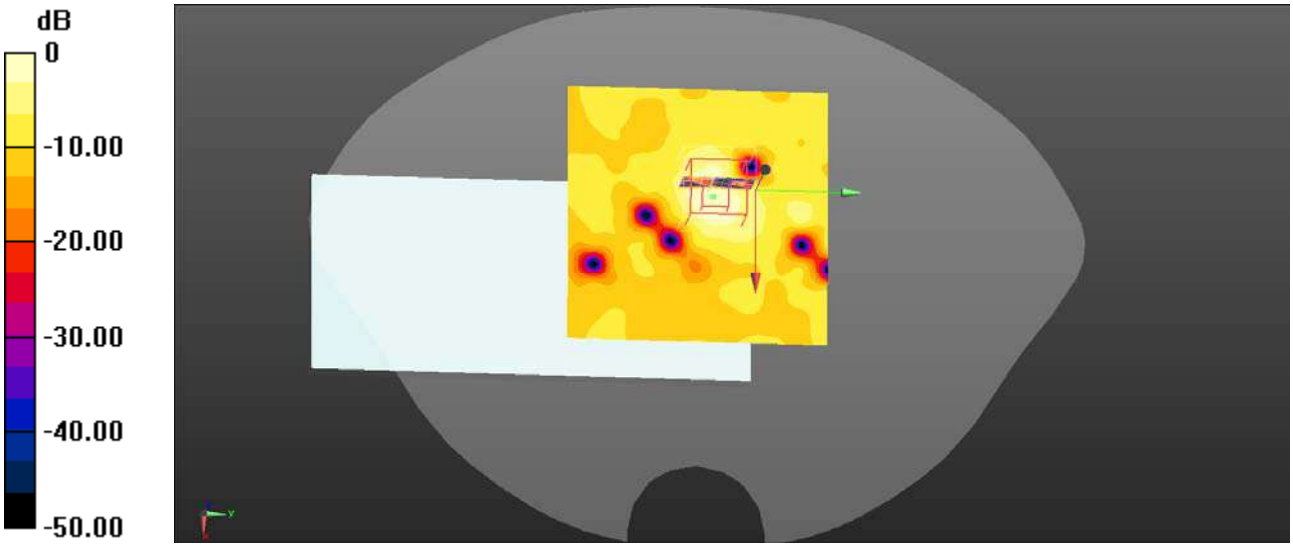

0 dB = 0.140 W/kg = -8.54 dBW/kg

Plot 192#: 5.8G WLAN_ Body Right_ Mid

DUT: Power 7S; Type: Smart Phone; Serial: SZNS220401-11969E-SA-S1

Communication System: UID 0, 5.8G Wi-Fi (0); Frequency: 5775 MHz;Duty Cycle: 1:1
Medium parameters used (interpolated): f = 5775 MHz; σ = 5.317 S/m; ε_r = 35.965; ρ = 1000 kg/m^3
Phantom section: Flat Section

DASY5 Configuration:

- Probe: EX3DV4 - SN3619; ConvF(3.93, 3.93, 3.93); Calibrated: 2021/08/25
- Sensor-Surface: 4mm (Mechanical Surface Detection)
- Electronics: DAE4 Sn1211; Calibrated: 2022/03/01
- Phantom: Twin SAM; Type: QD000P40CD; Serial: TP:1744
- Measurement SW: DASY52, Version 52.10 (4); SEMCAD X Version 14.6.14 (7501)

Body Right/WLAN 5.8G 802.11ac80 Mid/Area Scan (121x131x1): Interpolated grid: dx=0.8000 mm, dy=0.8000 mm
Maximum value of SAR (interpolated) = 0.0356 W/kg

Body Right/WLAN 5.8G 802.11ac80 Mid/Zoom Scan (8x8x16)/Cube 0: Measurement grid: dx=4mm, dy=4mm, dz=2mm
Reference Value = 1.743 V/m; Power Drift = -0.13 dB
Peak SAR (extrapolated) = 0.144 W/kg
SAR(1 g) = 0.010 W/kg; SAR(10 g) = 0.00287 W/kg
Maximum value of SAR (measured) = 0.0309 W/kg

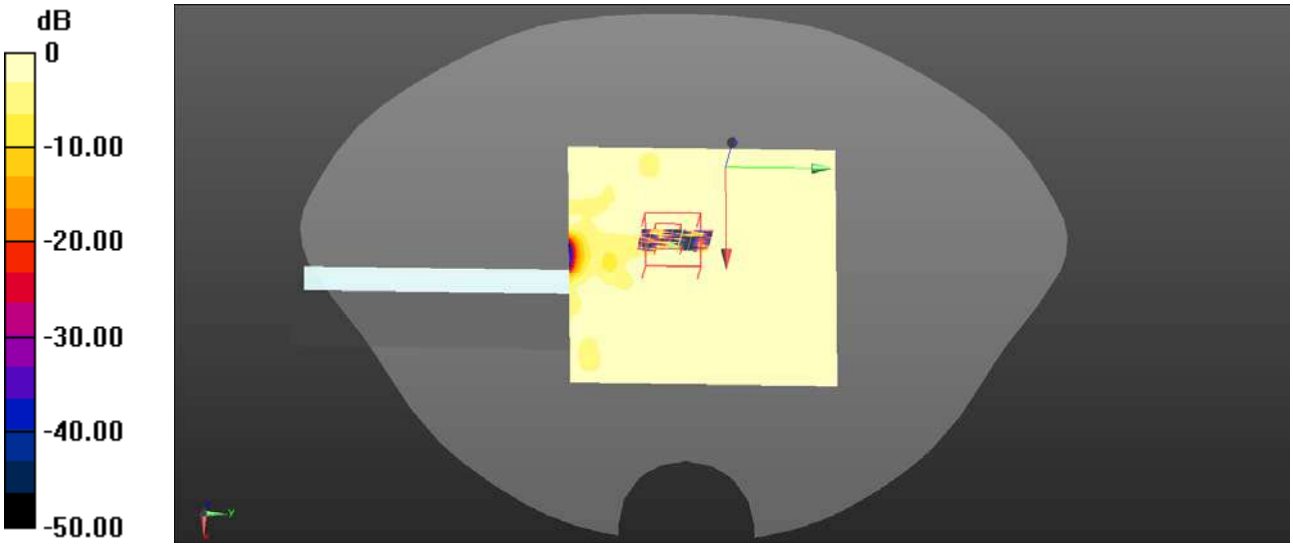

0 dB = 0.0309 W/kg = -15.10 dBW/kg

Plot 193#: 5.8G WLAN_ Body Top_ Mid

DUT: Power 7S; Type: Smart Phone; Serial: SZNS220401-11969E-SA-S1

Communication System: UID 0, 5.8G Wi-Fi (0); Frequency: 5775 MHz;Duty Cycle: 1:1
Medium parameters used (interpolated): f = 5775 MHz; σ = 5.317 S/m; ε_r = 35.965; ρ = 1000 kg/m^3
Phantom section: Flat Section

DASY5 Configuration:

- Probe: EX3DV4 - SN3619; ConvF(3.93, 3.93, 3.93); Calibrated: 2021/08/25
- Sensor-Surface: 4mm (Mechanical Surface Detection)
- Electronics: DAE4 Sn1211; Calibrated: 2022/03/01
- Phantom: Twin SAM; Type: QD000P40CD; Serial: TP:1744
- Measurement SW: DASY52, Version 52.10 (4); SEMCAD X Version 14.6.14 (7501)

Body Top/WLAN 5.8G 802.11ac80 Mid/Area Scan (121x121x1): Interpolated grid: dx=0.8000 mm, dy=0.8000 mm
Maximum value of SAR (interpolated) = 0.131 W/kg

Body Top/WLAN 5.8G 802.11ac80 Mid/Zoom Scan (8x8x12)/Cube 0: Measurement grid: dx=4mm, dy=4mm, dz=2mm
Reference Value = 1.577 V/m; Power Drift = -0.16 dB
Peak SAR (extrapolated) = 0.279 W/kg
SAR(1 g) = 0.060 W/kg; SAR(10 g) = 0.019 W/kg
Maximum value of SAR (measured) = 0.118 W/kg

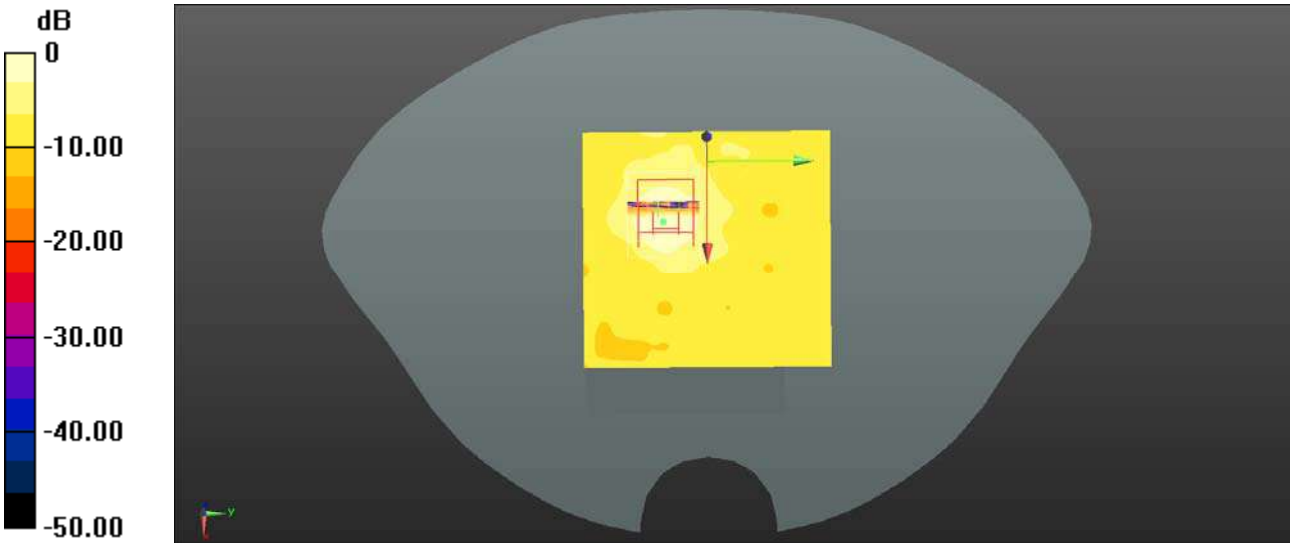

0 dB = 0.118 W/kg = -9.28 dBW/kg