
FCC Test Report

Report No.: AGC10849210201FE07

FCC ID : 2ATXD-BS-02

APPLICATION PURPOSE : Original Equipment

PRODUCT DESIGNATION : Smartphone

BRAND NAME : BlindShell

MODEL NAME : BS-02

APPLICANT : Matapo a.s.

DATE OF ISSUE : Aug. 25, 2021

STANDARD(S) : FCC Part 22 Rules
FCC Part 24 Rules
FCC Part 27 Rules
FCC Part 90 Rules

REPORT VERSION : V1.0



Attestation of Global Compliance (Shenzhen) Co., Ltd.



Any report having not been signed by authorized approver, or having been altered without authorization, or having not been stamped by the "Dedicated Testing/Inspection Stamp" is deemed to be invalid. Copying or excerpting portion of, or altering the content of the report is not permitted without the written authorization of AGC. The test results presented in the report apply only to the tested sample. Any objections to report issued by AGC should be submitted to AGC within 15days after the issuance of the test report. Further enquiry of validity or verification of the test report should be addressed to AGC by agc@agc-cert.com.

Attestation of Global Compliance(Shenzhen)Co., Ltd
Attestation of Global Compliance(Shenzhen)Std & Tech Co., Ltd
Tel: +86-755 2523 4088 E-mail: agc@agc-cert.com Web: http://cn.agc-cert.com/



REPORT REVISE RECORD

Report Version	Revise Time	Issued Date	Valid Version	Notes
V1.0	/	Aug. 25, 2021	Valid	Initial Release

Any report having not been signed by authorized approver, or having been altered without authorization, or having not been stamped by the "Dedicated Testing/Inspection Stamp" is deemed to be invalid. Copying or excerpting portion of, or altering the content of the report is not permitted without the written authorization of AGC. The test results presented in the report apply only to the tested sample. Any objections to report issued by AGC should be submitted to AGC within 15days after the issuance of the test report. Further enquiry of validity or verification of the test report should be addressed to AGC by agc@agc-cert.com.

Attestation of Global Compliance(Shenzhen)Co., Ltd
Attestation of Global Compliance(Shenzhen)Std & Tech Co., Ltd
Tel: +86-755 2523 4088 E-mail: agc@agc-cert.com Web: <http://cn.agc-cert.com/>



TABLE OF CONTENTS

1. GENERAL INFORMATION	6
2. PRODUCT INFORMATION	7
2.1 PRODUCT TECHNICAL DESCRIPTION	7
2.2 RELATED SUBMITTAL(S) / GRANT (S)	10
2.3 TEST METHODOLOGY	10
2.4 DEVICE CAPABILITIES	10
2.5 SPECIAL ACCESSORIES	11
2.6 EQUIPMENT MODIFICATIONS	11
2.7 EMISSION DESIGNATOR	11
3. TEST ENVIRONMENT	12
3.1 ADDRESS OF THE TEST LABORATORY	12
3.2 TEST FACILITY	12
3.3 ENVIRONMENTAL CONDITIONS	13
3.4 MEASUREMENT UNCERTAINTY	13
3.5 LIST OF TEST EQUIPMENT	14
4. SYSTEM TEST CONFIGURATION	15
4.1 EUT CONFIGURATION	15
4.2 EUT EXERCISE	15
4.3 CONFIGURATION OF EUT SYSTEM	15
4.4 EQUIPMENT USED IN TESTED SYSTEM	15
5. SUMMARY OF TEST RESULTS	16
5.1 TEST CONDITION : CONDUCTED TEST	16
5.2 TEST CONDITION : RADIATED TEST	16
6. DESCRIPTION OF TEST MODES	17
7. CONDUCTED OUTPUT POWER	25
7.1 PROVISIONS APPLICABLE	25
7.2 MEASUREMENT METHOD	25
7.3 MEASUREMENT SETUP	25
7.4 MEASUREMENT RESULT	25
8. RADIATED OUTPUT POWER	91
8.1 PROVISIONS APPLICABLE	91
8.2 MEASUREMENT METHOD	91
8.3 MEASUREMENT SETUP	92

Any report having not been signed by authorized approver, or having been altered without authorization, or having not been stamped by the "Dedicated Testing/Inspection Stamp" is deemed to be invalid. Copying or excerpting portion of, or altering the content of the report is not permitted without the written authorization of AGC. The test results presented in the report apply only to the tested sample. Any objections to report issued by AGC should be submitted to AGC within 15days after the issuance of the test report. Further enquiry of validity or verification of the test report should be addressed to AGC by agc@agc-cert.com.



8.4 MEASUREMENT RESULT	94
9. PEAK-TO-AVERAGE RATIO	123
9.1 PROVISIONS APPLICABLE	123
9.2 MEASUREMENT METHOD	123
9.3 MEASUREMENT SETUP	124
9.4 MEASUREMENT RESULT	125
10. SPURIOUS AND HARMONIC EMISSIONS AT ANTENNA TERMINAL	140
10.1 PROVISIONS APPLICABLE	140
10.2 MEASUREMENT METHOD	140
10.3 MEASUREMENT SETUP	141
10.4 MEASUREMENT RESULT	141
11. RADIATED SPURIOUS EMISSION	142
11.1 PROVISIONS APPLICABLE	142
11.2 MEASUREMENT PROCEDURE	142
11.3 MEASUREMENT SETUP	144
11.4 MEASUREMENT RESULT	145
12. FREQUENCY STABILITY / VARIATION OF AMBIENT TEMPERATURE	163
12.1 PROVISIONS APPLICABLE	163
12.2 MEASUREMENT METHOD	163
12.3 MEASUREMENT SETUP	164
12.4 MEASUREMENT RESULT	164
13. OCCUPIED BANDWIDTH	172
13.1 PROVISIONS APPLICABLE	172
13.2 MEASUREMENT METHOD	172
13.3 MEASUREMENT SETUP	172
13.4 MEASUREMENT RESULT	173
14. BAND EDGE	198
14.1 PROVISIONS APPLICABLE	198
14.2 MEASUREMENT METHOD	198
14.3 MEASUREMENT METHOD	199
14.4 MEASUREMENT RESULT	199
APPENDIX A TEST PLOTS FOR SPURIOUS EMISSIONS AT ANTENNA TERMINALS	200
APPENDIX B TEST PLOTS FOR OCCUPIED BANDWIDTH&EMISSION BANDWIDTH	266
APPENDIX C TEST PLOTS FOR BAND EDGES	361
APPENDIX D TEST PLOTS FOR PEAK-TO-AVERAGE RATIO	425

Any report having not been signed by authorized approver, or having been altered without authorization, or having not been stamped by the "Dedicated Testing/Inspection Stamp" is deemed to be invalid. Copying or excerpting portion of, or altering the content of the report is not permitted without the written authorization of AGC. The test results presented in the report apply only to the tested sample. Any objections to report issued by AGC should be submitted to AGC within 15days after the issuance of the test report. Further enquiry of validity or verification of the test report should be addressed to AGC by agc@agc-cert.com.



APPENDIX E PHOTOGRAPHS OF TEST SETUP.....	519
APPENDIX F: PHOTOGRAPHS OF EUT.....	520

Any report having not been signed by authorized approver, or having been altered without authorization, or having not been stamped by the "Dedicated Testing/Inspection Stamp" is deemed to be invalid. Copying or excerpting portion of, or altering the content of the report is not permitted without the written authorization of AGC. The test results presented in the report apply only to the tested sample. Any objections to report issued by AGC should be submitted to AGC within 15days after the issuance of the test report. Further enquiry of validity or verification of the test report should be addressed to AGC by agc@agc-cert.com.

Attestation of Global Compliance(Shenzhen)Co., Ltd
Attestation of Global Compliance(Shenzhen)Std & Tech Co., Ltd
Tel: +86-755 2523 4088 E-mail: agc@agc-cert.com Web: <http://cn.agc-cert.com/>



1. GENERAL INFORMATION

Applicant	Matapo a.s.
Address	Branicka 26/43, Praha 4, 14700 Czech Republic
Manufacturer	Shenzhen Unicair Communication Technology Co., Ltd.
Address	8-9/F, Block1, Wutong Island, Shunchang Rd., Xixiang, Bao'an District, Shenzhen China.
Factory	Shenzhen Unicair Communication Technology Co., Ltd.
Address	8-9/F, Block1, Wutong Island, Shunchang Rd., Xixiang, Bao'an District, Shenzhen China.
Product Designation	Smartphone
Brand Name	BlindShell
Test Model	BS-02
Date of test	Jul. 07, 2021~Aug. 25, 2021
Deviation	No any deviation from the test method.
Condition of Test Sample	Normal

WE HEREBY CERTIFY THAT:

The above equipment was tested by Attestation of Global Compliance(Shenzhen) Co., Ltd. The data evaluation, test procedures, and equipment configurations shown in this report were made in accordance with the procedures given in ANSI/TIA-603-E-2016. The sample tested as described in this report is in compliance with the FCC Rules Part 22, 24, 27 and 90. The test results of this report relate only to the tested sample identified in this report.

Prepared By



Eddy Liu
(Project Engineer)

Aug. 25, 2021

Reviewed By



Calvin Liu
(Reviewer)

Aug. 25, 2021

Approved By



Forrest Lei
Authorized Officer

Aug. 25, 2021

Any report having not been signed by authorized approver, or having been altered without authorization, or having not been stamped by the "Dedicated Testing/Inspection Stamp" is deemed to be invalid. Copying or excerpting portion of, or altering the content of the report is not permitted without the written authorization of AGC. The test results presented in the report apply only to the tested sample. Any objections to report issued by AGC should be submitted to AGC within 15 days after the issuance of the test report. Further enquiry of validity or verification of the test report should be addressed to AGC by agc@agc-cert.com.

Attestation of Global Compliance(Shenzhen)Co., Ltd
Attestation of Global Compliance(Shenzhen)Std & Tech Co., Ltd
Tel: +86-755 2523 4088 E-mail: agc@agc-cert.com Web: http://cn.agc-cert.com/



2. PRODUCT INFORMATION

2.1 PRODUCT TECHNICAL DESCRIPTION

A major technical description of EUT is described as following:

Product Designation:	Smartphone		
Hardware Version:	BS-02_Main_RevC		
Software Version:	BS-02_V04_20210623		
Radio System Type:	LTE FUNCTION		
Frequency Bands:	<div> <input checked="" type="checkbox"/>FDD Band 2 <input checked="" type="checkbox"/>FDD Band 4 <input checked="" type="checkbox"/>FDD Band 5 <input checked="" type="checkbox"/>FDD Band 7 <input checked="" type="checkbox"/>FDD Band 12 <input checked="" type="checkbox"/>FDD Band 13 <input checked="" type="checkbox"/>FDD Band 17 <input checked="" type="checkbox"/>FDD Band 25 <input checked="" type="checkbox"/>FDD Band 26 <input checked="" type="checkbox"/>TDD Band 38 <input checked="" type="checkbox"/>TDD Band 40 <input checked="" type="checkbox"/>TDD Band 41 <input checked="" type="checkbox"/>FDD Band 66 <input checked="" type="checkbox"/>TDD Band 71 (U.S. Bands) <input checked="" type="checkbox"/>FDD Band 1 <input checked="" type="checkbox"/>FDD Band 3 <input checked="" type="checkbox"/>FDD Band 8 <input checked="" type="checkbox"/>FDD Band 20 <input checked="" type="checkbox"/>FDD Band 28 <input checked="" type="checkbox"/>FDD Band 38 <input checked="" type="checkbox"/>TDD Band 40 <input checked="" type="checkbox"/>TDD Band 41 (Non-U.S. Bands) </div>		
Transmission Frequency Range:	LTE-Band 2	1850.7 MHz – 1909.3 MHz---(1.4MHz)	
		1851.5 MHz – 1908.5 MHz---(3.0MHz)	
		1852.5 MHz – 1907.5 MHz---(5.0MHz)	
		1855.0 MHz – 1905.0 MHz---(10.0MHz)	
		1857.5 MHz – 1902.5 MHz---(15.0MHz)	
		1860.0 MHz – 1900.0 MHz---(20.0MHz)	
	LTE-Band 4	1710.7 MHz – 1754.3 MHz---(1.4MHz)	
		1711.5 MHz – 1753.5 MHz---(3.0MHz)	
		1712.5 MHz – 1752.5 MHz---(5.0MHz)	
		1715.0 MHz – 1750.0 MHz---(10.0MHz)	
		1717.5 MHz – 1747.5 MHz---(15.0MHz)	
		1720.0 MHz – 1745.0 MHz---(20.0MHz)	
	LTE-Band 5	824.7 MHz – 848.3 MHz---(1.4MHz)	
		825.5 MHz – 847.7 MHz---(3.0MHz)	
		826.5 MHz – 846.5 MHz---(5.0MHz)	
		829.0 MHz – 844.0 MHz---(10.0MHz)	
	LTE-Band 7	2502.5 MHz – 2567.5 MHz---(5.0MHz)	
		2505.0 MHz – 2565.0 MHz---(10.0MHz)	
		2507.5 MHz – 2562.5 MHz---(15.0MHz)	
		2510.0 MHz – 2560.0 MHz---(20.0MHz)	
	LTE-Band 12	699.7 MHz – 715.3 MHz---(1.4MHz)	

Any report having not been signed by authorized approver, or having been altered without authorization, or having not been stamped by the "Dedicated Testing/Inspection Stamp" is deemed to be invalid. Copying or excerpting portion of, or altering the content of the report is not permitted without the written authorization of AGC. The test results presented in the report apply only to the tested sample. Any objections to report issued by AGC should be submitted to AGC within 15days after the issuance of the test report. Further enquiry of validity or verification of the test report should be addressed to AGC by agc@agc-cert.com.



		700.5 MHz – 714.5 MHz---(3.0MHz)
		701.5 MHz – 713.5 MHz---(5.0MHz)
		704.0 MHz – 711.0 MHz---(10.0MHz)
	LTE-Band 13	779.5 MHz – 784.5 MHz---(5.0MHz)
		782.0 MHz – 782.0 MHz---(10.0MHz)
	LTE-Band 17	706.5 MHz – 713.5 MHz---(5.0MHz)
		709.0 MHz – 711.0 MHz---(10.0MHz)
	LTE-Band 25	1850.7 MHz – 1914.3 MHz---(1.4MHz)
		1851.5 MHz – 1913.5 MHz---(3.0MHz)
		1852.5 MHz – 1912.5 MHz---(5.0MHz)
		1855.0 MHz – 1910.0 MHz---(10.0MHz)
		1857.5 MHz – 1907.5 MHz---(15.0MHz)
	LTE-Band 26A	824.7 MHz –848.3 MHz---(1.4MHz)
		825.5 MHz–847.5 MHz---(3.0MHz)
		826.5 MHz-846.5 MHz --- (5.0MHz)
		829 MHz-844 MHz---(10.0MHz)
		831.5 MHz-841.5 MHz --- (15.0MHz)
	LTE-Band 26B	814.7 MHz-823.3 MHz --- (1.4MHz)
		815.5 MHz -822.5 MHz---(3.0MHz)
		816.5 MHz -821.5 MHz---(5.0MHz)
		819.0 MHz -819.0 MHz---(10.0MHz)
		821.5 MHz -821.5 MHz --- (15.0MHz)
	LTE-Band 38	2572.5 MHz-2617.5 MHz --- (5.0MHz)
		2575 MHz-2615MHz---(10.0MHz)
		2577.5 MHz-2612.5 MHz --- (15.0MHz)
		2580 MHz-2610 MHz---(20.0MHz)
	LTE-Band 40 (Lower Side)	2307.5 MHz-2312.5 MHz---(5MHz)
		2310.0 MHz---(10.0MHz)
	LTE-Band 40 (Upper Side)	2352.5 MHz-2357.5 MHz---(5.0MHz)
		2355.0 MHz---(10.0MHz)
	LTE-Band 41	2498.5 MHz –2687.5 MHz---(5.0MHz)
		2501.0 MHz –2685.0 MHz---(10.0MHz)
		2503.5 MHz –2682.5 MHz---(15.0MHz)
		2506.0 MHz –2680.0 MHz---(20.0MHz)
	LTE-Band 66	1710.7 MHz – 1779.3 MHz---(1.4MHz)
		1711.5 MHz – 1778.5 MHz---(3.0MHz)

Any report having not been signed by authorized approver, or having been altered without authorization, or having not been stamped by the "Dedicated Testing/Inspection Stamp" is deemed to be invalid. Copying or excerpting portion of, or altering the content of the report is not permitted without the written authorization of AGC. The test results presented in the report apply only to the tested sample. Any objections to report issued by AGC should be submitted to AGC within 15days after the issuance of the test report. Further enquiry of validity or verification of the test report should be addressed to AGC by agc@agc-cert.com.



		1712.5 MHz – 1777.5 MHz---(5.0MHz)			
		1715.0 MHz – 1775.0 MHz---(10.0MHz)			
		1717.5 MHz – 1772.5 MHz---(15.0MHz)			
		1720.0 MHz – 1770.0 MHz---(20.0MHz)			
	LTE-Band 71	665.5 MHz – 695.5 MHz---(5.0MHz)			
		668.0 MHz – 693.0 MHz---(10.0MHz)			
		670.5 MHz – 690.5 MHz---(15.0MHz)			
		673.0 MHz – 688.0 MHz---(20.0MHz)			
Antenna Type:	PIFA Antenna				
Type of Modulation:	QPSK/16QAM				
Antenna gain:	Band 2: 0.29dBi	Band 4: 0.29dBi	Band 5: -2.04dBi	Band 7: 0.86dBi	
	Band 12: -1.7dBi	Band 13: -1.7dBi	Band 17: -1.7dBi	Band 25: 0.29dBi	
	Band 26: -2.04dBi	Band 38: 0.86dBi	Band 40: 1.10dBi	Band 41: 1.22dBi	
	Band 66:0.29dBi	Band 71: -2.0dBi			
Diversity Antenna gain:	Band 2: 0.21dBi	Band 4: 0.22dBi	Band 5: -2.11dBi	Band 7: 0.79dBi	
	Band 12: -1.82dBi	Band 13: -1.74dBi	Band 17: -1.9dBi	Band 25: 0.25dBi	
	Band 26: -2.14dBi	Band 38: 0.79dBi	Band 40: 1.04dBi	Band 41: 1.16dBi	
Power Supply:	DC 3.85V by battery				
Category	NB1				
Deployment	Stand-alone				
Sub-carrier spacing	3.75KHz, 15KHz				
Ntones	Single, Multi-tone				
Dual Card:	WCDMA/LTE Card Slot				
Power Class:	3				
Extreme Vol. Limits:	DC3.27V to 4.40V (Normal: 3.85V)				
Temperature range:	-10℃ to +40℃				
Note1: The High Voltage DC3.27V and Low Voltage DC3.85V were declared by manufacturer, The EUT couldn't be operating normally with higher or lower voltage.					

Any report having not been signed by authorized approver, or having been altered without authorization, or having not been stamped by the "Dedicated Testing/Inspection Stamp" is deemed to be invalid. Copying or excerpting portion of, or altering the content of the report is not permitted without the written authorization of AGC. The test results presented in the report apply only to the tested sample. Any objections to report issued by AGC should be submitted to AGC within 15days after the issuance of the test report. Further enquiry of validity or verification of the test report should be addressed to AGC by agc@agc-cert.com.



2.2 RELATED SUBMITTAL(S) / GRANT (S)

This submittal(s) (test report) is intended for **FCC ID: 2ATXD-BS-02**, filing to comply with the FCC Part 22, Part 24 and Part 27 requirements.

2.3 TEST METHODOLOGY

The tests were performed according to following standards:

No.	Identity	Document Title
1	47 CFR FCC Part 2	Frequency allocations and radio treaty matters, general rules and regulations.
2	47 CFR FCC Part 22	Public Mobile Services.
3	47 CFR FCC Part 24	Personal Communications Services.
4	47 CFR FCC Part 27	Miscellaneous Wireless Communications Services.
5	47 CFR FCC Part 90	Private Land Mobile Radio Services.
6	ANSI C63.26-2015	American National Standard for Compliance Testing of Transmitters Used in Licensed Radio Services
7	ANSI/TIA-603-E-2016	Land Mobile FM or PM Communications Equipment Measurement and Performance Standards
8	KDB 971168	D01 v03r01 Measurement Guidance For Certification Of Licensed Digital Transmitters.

2.4 DEVICE CAPABILITIES

This device contains the following capabilities:

850/1900 GSM/GPRS/EGPRS,850/1700/1900 WCDMA/HSPA, Multi-Band LTE,802.11 b/g/n for WLAN,802.11 a/n/ac for UNII,Bluetooth (1X,EDR,LE),GPS,NFC,etc.

This device uses a tuner circuit that dynamically updates the antenna impedance parameters to optimize antenna performance for certain bands and modes of operation. The tuner for this device was set to simulate a "free space"condition where the transmit antenna is matched to the medium into which it is transmitting and, thus, the power is at its maximum level.

LTE Band 12 (698 - 716 MHz) overlaps the entire frequency range of LTE Band 17 (704 - 716 MHz).

Therefore,test data provided in this report covers Band 17 as well as Band 12.

LTE Band 26 (814.7-849 MHz) overlaps the entire frequency range of LTE Band 5 (824 – 849 MHz).

Therefore,test data provided in this report covers Band 5 and the portion of Band 26 subject to Part 22.

LTE Band 66 (1710-1780 MHz) overlaps the entire frequency range of LTE Band 4 (1710 - 1755 MHz).

Therefore,test data provided in this report covers Band 4 as well as Band 66.

LTE Band 25 (1850-1915 MHz) overlaps the entire frequency range of LTE Band 2 (1850 - 1910 MHz).

Therefore, test data provided in this report covers Band 2 as well as Band 25.

LTE Band 41 (2496-2690 MHz) overlaps the entire frequency range of LTE Band 38 (2560 - 2620 MHz).

Therefore, test data provided in this report covers Band 41 as well as Band 38.

For emissions from 1GHz – 18GHz, low, mid, and high channels were tested with highest power and worst case configuration.

Any report having not been signed by authorized approver, or having been altered without authorization, or having not been stamped by the "Dedicated Testing/Inspection Stamp" is deemed to be invalid. Copying or excerpting portion of, or altering the content of the report is not permitted without the written authorization of AGC. The test results presented in the report apply only to the tested sample. Any objections to report issued by AGC should be submitted to AGC within 15days after the issuance of the test report. Further enquiry of validity or verification of the test report should be addressed to AGC by agc@agc-cert.com.

Attestation of Global Compliance(Shenzhen)Co., Ltd

Attestation of Global Compliance(Shenzhen)Std & Tech Co., Ltd

Tel: +86-755 2523 4088 E-mail: agc@agc-cert.com Web: http://cn.agc-cert.com/



The emissions below 1GHz and above 18GHz were tested with the highest transmitting power channel and the worst case configuration.

The EUT was manipulated through three orthogonal planes of X-orientation (flatbed), Y-orientation (landscape), and Z-orientation (portrait) during the testing. Only the worst case emissions were reported in this test report.

2.5 SPECIAL ACCESSORIES

The battery was supplied by the applicant were used as accessories and being tested with EUT intended for FCC grant together.

2.6 EQUIPMENT MODIFICATIONS

Not available for this EUT intended for grant.

2.7 EMISSION DESIGNATOR

GSM Emission Designator

Emission Designator = 249KGXW

GSM BW = 249 kHz

G = Phase Modulation

X = Cases not otherwise covered

W = Combination (Audio/Data)

WCDMA Emission Designator

Emission Designator = 4M17F9W

WCDMA BW = 4.17 MHz

F = Frequency Modulation

9 = Composite Digital Info

W = Combination (Audio/Data)

QAM Modulation

Emission Designator = 4M48W7D

LTE BW = 4.48 MHz

W = Amplitude/Angle Modulated

7 = Quantized/Digital Info

D = Data transmission; telemetry; telecommand

EDGE Emission Designator

Emission Designator = 249KG7W

GSM BW = 249 kHz

G = Phase Modulation

7 = Quantized/Digital Info

W = Combination (Audio/Data)

QPSK Modulation

Emission Designator = 4M48G7D

LTE BW = 4.48 MHz

G = Phase Modulation

7 = Quantized/Digital Info

D = Data transmission; telemetry; telecommand



3. TEST ENVIRONMENT

3.1 ADDRESS OF THE TEST LABORATORY

Laboratory: Attestation of Global Compliance (Shenzhen) Co., Ltd

Address: 1-2/F, Building 19, Junfeng Industrial Park, Chongqing Road, Heping Community, Fuhai Street, Bao'an District, Shenzhen, Guangdong, China

3.2 TEST FACILITY

The test facility is recognized, certified, or accredited by the following organizations:

CNAS-Lab Code: L5488

Attestation of Global Compliance (Shenzhen) Co., Ltd. has been assessed and proved to be in compliance with CNAS-CL01 Accreditation Criteria for Testing and Calibration Laboratories (identical to ISO/IEC17025: 2017 General Requirements) for the Competence of Testing and Calibration Laboratories

A2LA-Lab Cert. No.: 5054.02

Attestation of Global Compliance (Shenzhen) Co., Ltd. EMC Laboratory has been accredited by A2LA for technical competence in the field of electrical testing, and proved to be in compliance with ISO/IEC 17025: 2017 General Requirements for the Competence of Testing and Calibration Laboratories and any additional program requirements in the identified field of testing.

FCC-Registration No.: 975832

Attestation of Global Compliance (Shenzhen) Co., Ltd. EMC Laboratory has been registered and fully described in a report filed with the FCC (Federal Communications Commission). The acceptance letter from the FCC is maintained in our files with Registration 975832.

IC-Registration No.: 24842

Attestation of Global Compliance (Shenzhen) Co., Ltd. EMC Laboratory has been registered and fully described in a report filed with the Certification and Engineering Bureau of Industry Canada. The acceptance letter from the IC is maintained in our files with Registration 24842



3.3 ENVIRONMENTAL CONDITIONS

	NORMAL CONDITIONS	EXTREME CONDITIONS
Temperature range	15~35℃	-20℃~50℃
Humidity range	20 % to 75 %.	20 % to 75 %.
Pressure range	86-106kPa	86-106kPa
Power supply	DC 3.85V	DC3.27V or 4.40V
Note: The Extreme Temperature and Extreme Voltages declared by the manufacturer.		

3.4 MEASUREMENT UNCERTAINTY

Test	Measurement Uncertainty	Notes
Transmitter power conducted	±0.57 dB	(1)
Transmitter power Radiated	±2.20 dB	(1)
Conducted spurious emission 9KHz-40 GHz	±2.20 dB	(1)
Occupied Bandwidth	±0.01ppm	(1)
Radiated Emission 30~1000MHz	±4.10dB	(1)
Radiated Emission Above 1GHz	±4.32dB	(1)
Conducted Disturbance0.15~30MHz	±3.20dB	(1)
Radio Frequency	± 6.5 x 10-8	(1)
RF Power, Conducted	± 0.9 dB	(1)

Note: This uncertainty represents an expanded uncertainty expressed at approximately the 95% confidence level using a coverage factor of k=2.

Any report having not been signed by authorized approver, or having been altered without authorization, or having not been stamped by the "Dedicated Testing/Inspection Stamp" is deemed to be invalid. Copying or excerpting portion of, or altering the content of the report is not permitted without the written authorization of AGC. The test results presented in the report apply only to the tested sample. Any objections to report issued by AGC should be submitted to AGC within 15days after the issuance of the test report. Further enquiry of validity or verification of the test report should be addressed to AGC by agc@agc-cert.com.

Attestation of Global Compliance(Shenzhen)Co., Ltd
Attestation of Global Compliance(Shenzhen)Std & Tech Co., Ltd
Tel: +86-755 2523 4088 E-mail: agc@agc-cert.com Web: http://cn.agc-cert.com/



3.5 LIST OF TEST EQUIPMENT

Equipment	Manufacturer	Model	S/N	Cal. Date	Cal. Due
TEST RECEIVER	R&S	ESPI	101206	May 11, 2021	May 10, 2022
LISN	R&S	ESH2-Z5	100086	Jun. 09, 2021	Jun. 08, 2022
TEST RECEIVER	R&S	ESCI	10096	Apr. 14, 2021	Apr. 13, 2022
EXA Signal Analyzer	Aglient	N9010A	MY53470504	Dec. 07, 2020	Dec. 06, 2021
EXA Signal Analyzer	Aglient	N9020B	MY56101792	Jun. 09, 2021	Jun. 08, 2022
Horn antenna	SCHWARZBECK	BBHA 9170	#768	Oct. 20, 2019	Oct. 19, 2022
preamplifier	ChengYi	EMC184045SE	980508	Sep. 21, 2020	Sep. 20, 2021
Double-Ridged Waveguide Horn	ETS LINDGREN	3117	00034609	Apr. 23, 2021	Apr. 22, 2023
Broadband Preamplifier	SCHWARZBECK	00073	BBHA 9120 J	Sep. 27, 2019	Sep. 26, 2021
ANTENNA	SCHWARZBECK	VULB9168	D69250	Sep.20, 2019	Sep.19, 2021
SIGNAL ANALYZER	Agilent	N9020A	MY52090123	Sep. 03, 2020	Sep. 02, 2021
USB Wideband Power Sensor	Agilent	U2021XA	MY54110007	May 11, 2021	May 10, 2025
Wireless communicationtest	R&S	CMW500	120909	Oct. 24, 2020	Oct. 23, 2021
Power Splitter	Agilent	11636A	34	Jun.08, 2021	Jun.07, 2022
Attenuator	JFW	50FHC-006-50	N/A	Jun.08, 2021	Jun.07, 2022

Any report having not been signed by authorized approver, or having been altered without authorization, or having not been stamped by the "Dedicated Testing/Inspection Stamp" is deemed to be invalid. Copying or excerpting portion of, or altering the content of the report is not permitted without the written authorization of AGC. The test results presented in the report apply only to the tested sample. Any objections to report issued by AGC should be submitted to AGC within 15days after the issuance of the test report. Further enquiry of validity or verification of the test report should be addressed to AGC by agc@agc-cert.com.

Attestation of Global Compliance(Shenzhen)Co., Ltd
Attestation of Global Compliance(Shenzhen)Std & Tech Co., Ltd
Tel: +86-755 2523 4088 E-mail: agc@agc-cert.com Web: http://cn.agc-cert.com/



4. SYSTEM TEST CONFIGURATION

4.1 EUT CONFIGURATION

The EUT configuration for testing is installed on RF field strength measurement to meet the Commission's requirement and operating in a manner which intends to maximize its emission characteristics in a continuous normal application.

4.2 EUT EXERCISE

The Transmitter was operated in the maximum output power mode through Communication Tester. The TX frequency was fixed which was for the purpose of the measurements.

4.3 CONFIGURATION OF EUT SYSTEM

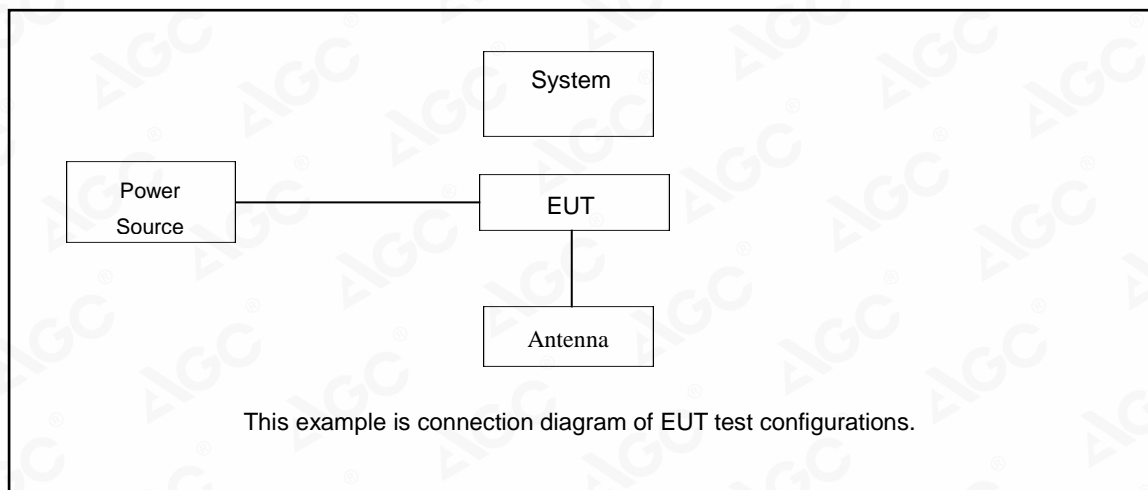


Table 2-1 Equipment Used in EUT System

4.4 EQUIPMENT USED IN TESTED SYSTEM

The Following Peripheral Devices And Interface Cables Were Connected During The Measurement:

- ☐ Test Accessories Come From The Laboratory
☒ Test Accessories Come From The Manufacturer

Item	Equipment	Model No.	Identifier	Note
1	Smartphone	BS-02	2ATXD-BS-02	EUT
2	Adapter	N/A	Input: AC 100~240V 50/60Hz,0.4A Output: DC 5.0V 2A	AE
3	Charger	634071PLN	Input: DC 5V 2A	AE
4	Earphone	N/A	N/A	AE
5	USB Cable	N/A	N/A	AE

Any report having not been signed by authorized approver, or having been altered without authorization, or having not been stamped by the "Dedicated Testing/Inspection Stamp" is deemed to be invalid. Copying or excerpting portion of, or altering the content of the report is not permitted without the written authorization of AGC. The test results presented in the report apply only to the tested sample. Any objections to report issued by AGC should be submitted to AGC within 15days after the issuance of the test report. Further enquiry of validity or verification of the test report should be addressed to AGC by agc@agc-cert.com.

Attestation of Global Compliance(Shenzhen)Co., Ltd
Attestation of Global Compliance(Shenzhen)Std & Tech Co., Ltd
Tel: +86-755 2523 4088 E-mail: agc@agc-cert.com Web: http://cn.agc-cert.com/



5. SUMMARY OF TEST RESULTS

5.1 TEST CONDITION : CONDUCTED TEST

Item	Test Description	FCC Rules	Result
1	Occupied Bandwidth	§2.1049	Pass
2	Band Edge / Spurious and Harmonic Emissions at Antenna Terminal	§2.1051, §22.917(a), §90.691 §27.53(g), §27.53(c), §27.53(a), §27.53(h), §24.238(a), §27.53(m)(4)	Pass
3	On all frequencies between 763-775 MHz and 793-805 MHz	§27.53(c)(4)	Pass*
4	Conducted Output Power	§2.1046, §90.635	Pass
5	Frequency stability / variation of ambient temperature	§2.1055, §90.213, §22.355, §27.54, §24.235	Pass
6	Peak- to- Average Ratio	27.50(d)(5), §24.232(d)	Pass

Note:

*Since it was not possible to set the resolution bandwidth to 6.25 kHz with the available equipment, a bandwidth of 10kHz was used instead to show compliance.

5.2 TEST CONDITION : RADIATED TEST

Item	Test Description	FCC Rules	Result
1	Effective Radiated Power Equivalent Isotropic Radiated Power	§90.635, §22.913(a)(5), §27.50(c)(10), §27.50(h)(2) §27.50(b)(10), 27.50(d)(4), §24.232(c)	Pass
2	Radiated Spurious and Harmonic Emissions	§2.1053, §90.691, §22.917(a), §27.53(g), § 27.53(m) (4), §27.53(a) §27.53(c), §27.53(h), §24.238(a)	Pass
3	Undesirable Emissions in the 1559-1610 MHz band	§2.1053, 27.53(f)	Pass

Any report having not been signed by authorized approver, or having been altered without authorization, or having not been stamped by the "Dedicated Testing/Inspection Stamp" is deemed to be invalid. Copying or excerpting portion of, or altering the content of the report is not permitted without the written authorization of AGC. The test results presented in the report apply only to the tested sample. Any objections to report issued by AGC should be submitted to AGC within 15days after the issuance of the test report. Further enquiry of validity or verification of the test report should be addressed to AGC by agc@agc-cert.com.

Attestation of Global Compliance(Shenzhen)Co., Ltd
Attestation of Global Compliance(Shenzhen)Std & Tech Co., Ltd
Tel: +86-755 2523 4088 E-mail: agc@agc-cert.com Web: http://cn.agc-cert.com/



6. DESCRIPTION OF TEST MODES

During the testing, the EUT was controlled via Rhode & Schwarz Digital Radio Communication Tester (CMW 500) to ensure max power transmission and proper modulation. Three channels (The top channel, the middle channel and the bottom channel) were chosen for testing on both LTE frequency band.

The worst condition was recorded in the test report if no other modes test data.

LTE Band 2 Channel and Frequency List				
BW [MHz]	Channel/Frequency (MHz)	Lowest	Middle	Highest
20	Channel	18700	18900	19100
	Frequency	1860	1880	1900
15	Channel	18675	18900	19125
	Frequency	1857.5	1880	1902.5
10	Channel	18650	18900	19150
	Frequency	1855	1880	1905
5	Channel	18625	18900	19175
	Frequency	1852.5	1880	1907.5
3	Channel	18615	18900	19185
	Frequency	1851.5	1880	1908.5
1.4	Channel	18607	18900	19193
	Frequency	1850.7	1880	1909.3

LTE Band 4 Channel and Frequency List				
BW [MHz]	Channel/Frequency (MHz)	Lowest	Middle	Highest
20	Channel	20050	20175	20300
	Frequency	1720	1732.5	1745
15	Channel	20025	20175	20325
	Frequency	1717.5	1732.5	1747.5
10	Channel	20000	20175	20350
	Frequency	1715	1732.5	1750
5	Channel	19975	20175	20375
	Frequency	1712.5	1732.5	1752.5
3	Channel	19965	20175	20385
	Frequency	1711.5	1732.5	1753.5
1.4	Channel	19957	20175	20393
	Frequency	1710.7	1732.5	1754.3

Any report having not been signed by authorized approver, or having been altered without authorization, or having not been stamped by the "Dedicated Testing/Inspection Stamp" is deemed to be invalid. Copying or excerpting portion of, or altering the content of the report is not permitted without the written authorization of AGC. The test results presented in the report apply only to the tested sample. Any objections to report issued by AGC should be submitted to AGC within 15days after the issuance of the test report. Further enquiry of validity or verification of the test report should be addressed to AGC by agc@agc-cert.com.



LTE Band 5 Channel and Frequency List				
BW [MHz]	Channel/Frequency (MHz)	Lowest	Middle	Highest
10	Channel	20450	20525	20600
	Frequency	829	836.5	844
5	Channel	20425	20525	20625
	Frequency	826.5	836.5	846.5
3	Channel	20415	20525	20635
	Frequency	825.5	836.5	847.5
1.4	Channel	20407	20525	20643
	Frequency	824.7	836.5	848.3

LTE Band 7 Channel and Frequency List				
BW [MHz]	Channel/Frequency (MHz)	Lowest	Middle	Highest
20	Channel	20850	21100	21350
	Frequency	2510	2535	2560
15	Channel	20825	21100	21375
	Frequency	2507.5	2535	2562.5
10	Channel	20800	21100	21400
	Frequency	2505	2535	2565
5	Channel	20775	21100	21425
	Frequency	2502.5	2535	2567.5

LTE Band 12 Channel and Frequency List				
BW [MHz]	Channel/Frequency (MHz)	Lowest	Middle	Highest
10	Channel	23060	23095	23130
	Frequency	704	707.5	711
5	Channel	23035	23095	23155
	Frequency	701.5	707.5	713.5
3	Channel	23025	23095	23165
	Frequency	700.5	707.5	714.5
1.4	Channel	23017	23095	23173
	Frequency	699.7	707.5	715.3

Any report having not been signed by authorized approver, or having been altered without authorization, or having not been stamped by the "Dedicated Testing/Inspection Stamp" is deemed to be invalid. Copying or excerpting portion of, or altering the content of the report is not permitted without the written authorization of AGC. The test results presented in the report apply only to the tested sample. Any objections to report issued by AGC should be submitted to AGC within 15 days after the issuance of the test report. Further enquiry of validity or verification of the test report should be addressed to AGC by agc@agc-cert.com.

Attestation of Global Compliance(Shenzhen)Co., Ltd
Attestation of Global Compliance(Shenzhen)Std & Tech Co., Ltd
Tel: +86-755 2523 4088 E-mail: agc@agc-cert.com Web: http://cn.agc-cert.com/



LTE Band 13 Channel and Frequency List				
BW [MHz]	Channel/Frequency (MHz)	Lowest	Middle	Highest
10	Channel	-	23230	-
	Frequency	-	782	-
5	Channel	23205	23230	23255
	Frequency	779.5	782	784.5

LTE Band 17 Channel and Frequency List				
BW [MHz]	Channel/Frequency (MHz)	Lowest	Middle	Highest
10	Channel	23780	23790	23800
	Frequency	709	710	711
5	Channel	23755	23790	23825
	Frequency	706.5	710	713.5

LTE Band 25 Channel and Frequency List				
BW [MHz]	Channel/Frequency (MHz)	Lowest	Middle	Highest
20	Channel	26140	26365	26590
	Frequency	1860	1882.5	1905
15	Channel	26115	26365	26615
	Frequency	1857.5	1882.5	1907.5
10	Channel	26090	26365	26640
	Frequency	1855	1882.5	1910
5	Channel	26065	26365	26665
	Frequency	1852.5	1882.5	1912.5
3	Channel	26055	26365	26675
	Frequency	1851.5	1882.5	1913.5
1.4	Channel	26047	26365	26683
	Frequency	1850.7	1882.5	1914.3

Any report having not been signed by authorized approver, or having been altered without authorization, or having not been stamped by the "Dedicated Testing/Inspection Stamp" is deemed to be invalid. Copying or excerpting portion of, or altering the content of the report is not permitted without the written authorization of AGC. The test results presented in the report apply only to the tested sample. Any objections to report issued by AGC should be submitted to AGC within 15 days after the issuance of the test report. Further enquiry of validity or verification of the test report should be addressed to AGC by agc@agc-cert.com.

Attestation of Global Compliance(Shenzhen)Co., Ltd
Attestation of Global Compliance(Shenzhen)Std & Tech Co., Ltd
Tel: +86-755 2523 4088 E-mail: agc@agc-cert.com Web: http://cn.agc-cert.com/



LTE Band 26A Channel and Frequency List				
BW [MHz]	Channel/Frequency (MHz)	Lowest	Middle	Highest
15	Channel	26865	26915	26965
	Frequency	831.5	836.5	841.5
10	Channel	26840	26915	26990
	Frequency	829	836.5	844
5	Channel	26815	26915	27015
	Frequency	826.5	836.5	846.5
3	Channel	26805	26915	27025
	Frequency	825.5	836.5	847.5
1.4	Channel	26797	26915	27033
	Frequency	824.7	836.5	848.3

LTE Band 26B Channel and Frequency List				
BW [MHz]	Channel/Frequency (MHz)	Lowest	Middle	Highest
15	Channel	--	26765	--
	Frequency	--	821.5	--
10	Channel	--	26740	--
	Frequency	--	819.0	--
5	Channel	26715	26740	26765
	Frequency	816.5	819.0	821.5
3	Channel	26705	26740	26775
	Frequency	815.5	819.0	822.5
1.4	Channel	26697	26740	26783
	Frequency	814.7	819.0	823.3

Any report having not been signed by authorized approver, or having been altered without authorization, or having not been stamped by the "Dedicated Testing/Inspection Stamp" is deemed to be invalid. Copying or excerpting portion of, or altering the content of the report is not permitted without the written authorization of AGC. The test results presented in the report apply only to the tested sample. Any objections to report issued by AGC should be submitted to AGC within 15days after the issuance of the test report. Further enquiry of validity or verification of the test report should be addressed to AGC by agc@agc-cert.com.

Attestation of Global Compliance(Shenzhen)Co., Ltd
Attestation of Global Compliance(Shenzhen)Std & Tech Co., Ltd
Tel: +86-755 2523 4088 E-mail: agc@agc-cert.com Web: http://cn.agc-cert.com/



LTE Band 38 Channel and Frequency List				
BW [MHz]	Channel/Frequency (MHz)	Lowest	Middle	Highest
20	Channel	37850	38000	38150
	Frequency	2580	2595	2610
15	Channel	37825	38000	38175
	Frequency	2577.5	2595	2612.5
10	Channel	37800	38000	38200
	Frequency	2575	2595	2615
5	Channel	37775	38000	38225
	Frequency	2572.5	2595	2617.5

LTE Band 40 Channel and Frequency List-Lower Side				
BW [MHz]	Channel/Frequency (MHz)	Lowest	Middle	Highest
10	Channel	--	38750	--
	Frequency	--	2310	--
5	Channel	38725	38750	38775
	Frequency	2307.5	2310	2312.5
LTE Band 40 Channel and Frequency List-Upper Side				
10	Channel	--	39200	--
	Frequency	--	2355	--
5	Channel	39175	39200	39225
	Frequency	2352.5	2355	2357.5

LTE Band 41 Channel and Frequency List				
BW [MHz]	Channel/Frequency (MHz)	Lowest	Middle	Highest
20	Channel	39750	40620	41490
	Frequency	2506.0	2593.0	2680.0
15	Channel	39725	40620	41515
	Frequency	2503.5	2593.0	2682.5
10	Channel	39700	40620	41540
	Frequency	2501.0	2593.0	2685.0
5	Channel	39675	40620	41565
	Frequency	2498.5	2593.0	2687.5

Any report having not been signed by authorized approver, or having been altered without authorization, or having not been stamped by the "Dedicated Testing/Inspection Stamp" is deemed to be invalid. Copying or excerpting portion of, or altering the content of the report is not permitted without the written authorization of AGC. The test results presented in the report apply only to the tested sample. Any objections to report issued by AGC should be submitted to AGC within 15days after the issuance of the test report. Further enquiry of validity or verification of the test report should be addressed to AGC by agc@agc-cert.com.

Attestation of Global Compliance(Shenzhen)Co., Ltd
Attestation of Global Compliance(Shenzhen)Std & Tech Co., Ltd
Tel: +86-755 2523 4088 E-mail: agc@agc-cert.com Web: http://cn.agc-cert.com/



LTE Band 66 Channel and Frequency List				
BW [MHz]	Channel/Frequency (MHz)	Lowest	Middle	Highest
20	Channel	132072	132322	132572
	Frequency	1720	1745	1770
15	Channel	132047	132322	132597
	Frequency	1717.5	1745	1772.5
10	Channel	132022	132322	132622
	Frequency	1715	1745	1775
5	Channel	131997	132322	132647
	Frequency	1712.5	1745	1777.5
3	Channel	131987	132322	132657
	Frequency	1711.5	1745	1778.5
1.4	Channel	131979	132322	132665
	Frequency	1710.7	1745	1779.3

LTE Band 71 Channel and Frequency List				
BW [MHz]	Channel/Frequency (MHz)	Lowest	Middle	Highest
20	Channel	133222	133322	133372
	Frequency	673	683	688
15	Channel	133197	133297	133397
	Frequency	670.5	680.5	690.5
10	Channel	133172	133297	133422
	Frequency	668	680.5	693
5	Channel	133147	133297	133447
	Frequency	665.5	680.5	695.5

Any report having not been signed by authorized approver, or having been altered without authorization, or having not been stamped by the "Dedicated Testing/Inspection Stamp" is deemed to be invalid. Copying or excerpting portion of, or altering the content of the report is not permitted without the written authorization of AGC. The test results presented in the report apply only to the tested sample. Any objections to report issued by AGC should be submitted to AGC within 15days after the issuance of the test report. Further enquiry of validity or verification of the test report should be addressed to AGC by agc@agc-cert.com.



Test Mode	Test Modes Description
LTE BAND 2	LTE system, QPSK modulation
	LTE system, 16QAM modulation
LTE BAND 4	LTE system, QPSK modulation
	LTE system, 16QAM modulation
LTE BAND 5	LTE system, QPSK modulation
	LTE system, 16QAM modulation
LTE BAND 7	LTE system, QPSK modulation
	LTE system, 16QAM modulation
LTE BAND 12	LTE system, QPSK modulation
	LTE system, 16QAM modulation
LTE BAND 13	LTE system, QPSK modulation
	LTE system, 16QAM modulation
LTE BAND 17	LTE system, QPSK modulation
	LTE system, 16QAM modulation
LTE BAND 25	LTE system, QPSK modulation
	LTE system, 16QAM modulation
LTE BAND 26A	LTE system, QPSK modulation
	LTE system, 16QAM modulation
LTE BAND 26B	LTE system, QPSK modulation
	LTE system, 16QAM modulation
LTE BAND 38	LTE system, QPSK modulation
	LTE system, 16QAM modulation
LTE BAND 40	LTE system, QPSK modulation
	LTE system, 16QAM modulation
LTE BAND 41	LTE system, QPSK modulation
	LTE system, 16QAM modulation
LTE BAND 66	LTE system, QPSK modulation
	LTE system, 16QAM modulation
LTE BAND 71	LTE system, QPSK modulation
	LTE system, 16QAM modulation

Any report having not been signed by authorized approver, or having been altered without authorization, or having not been stamped by the "Dedicated Testing/Inspection Stamp" is deemed to be invalid. Copying or excerpting portion of, or altering the content of the report is not permitted without the written authorization of AGC. The test results presented in the report apply only to the tested sample. Any objections to report issued by AGC should be submitted to AGC within 15days after the issuance of the test report. Further enquiry of validity or verification of the test report should be addressed to AGC by agc@agc-cert.com.

Attestation of Global Compliance(Shenzhen)Co., Ltd
Attestation of Global Compliance(Shenzhen)Std & Tech Co., Ltd
Tel: +86-755 2523 4088 E-mail: agc@agc-cert.com Web: http://cn.agc-cert.com/



ACCORDING TO 3GPP 36.521 SUB-CLAUSE 6.2.3.3, THE MAXIMUM OUTPUT POWER IS ALLOWED TO BE REDUCED BY FOLLOWING THE TABLE.

TABLE 6.2.3.3-1: MAXIMUM POWER REDUCTION (MPR) FOR POWER CLASS 3

Modulation	Channel bandwidth / Transmission bandwidth configuration [RB]						MPR (dB)
	1.4 MHz	3.0 MHz	5 MHz	10 MHz	15 MHz	20 MHz	
QPSK	> 5	> 4	> 8	> 12	> 16	> 18	≤ 1
16 QAM	≤ 5	≤ 4	≤ 8	≤ 12	≤ 16	≤ 18	≤ 1
16 QAM	> 5	> 4	> 8	> 12	> 16	> 18	≤ 2

The device supports MPR to solve linearity issues (ACLR or SEM) due to the higher peak-to average ratios (PAR) of the HSUPA signal. This prevents saturating the full range of the TX DAC inside of device and provides a reduced power output to the RF transceiver chip according to the Cubic Metric (For PRACH, PUCCH and SRS transmission, the allowed MPR is according to that specified for PUSCH QPSK modulation for the corresponding transmission bandwidth.).

When PRACH, PUCCH are present the beta gains on those channels are reduced firsts to try to get the power under the allowed limit. If the beta gains are lowered as far as possible, then a hard limiting is applied at the maximum allowed level.

For each subframe, the MPR is evaluated per slot and given by the maximum value taken over the transmission(s) within the slot, the maximum MPR over the two slots is then applied for the entire subframe.

For the UE maximum output power modified by MPR, the power limits specified in subclause 6.2.5.3 apply. The normative reference for this requirement is TS 36.101 clause 6.2.3.

The end effect is that the DUT output power is identical to the case where there is no MPR in the device.

Any report having not been signed by authorized approver, or having been altered without authorization, or having not been stamped by the "Dedicated Testing/Inspection Stamp" is deemed to be invalid. Copying or excerpting portion of, or altering the content of the report is not permitted without the written authorization of AGC. The test results presented in the report apply only to the tested sample. Any objections to report issued by AGC should be submitted to AGC within 15days after the issuance of the test report. Further enquiry of validity or verification of the test report should be addressed to AGC by agc@agc-cert.com.

Attestation of Global Compliance(Shenzhen)Co., Ltd
Attestation of Global Compliance(Shenzhen)Std & Tech Co., Ltd
Tel: +86-755 2523 4088 E-mail: agc@agc-cert.com Web: http://cn.agc-cert.com/



7. CONDUCTED OUTPUT POWER

7.1 PROVISIONS APPLICABLE


The conduction test is carried out in a shielded room.

According to the test, connect the device under test to the antenna port on the non-conductive platform directly to the test device for evaluation and measurement (ANSI-C63.26-2015 Clause 5.4)

7.2 MEASUREMENT METHOD

- The transmitter output port was connected to base station.
- Set EUT at maximum power through base station.
- Select lowest, middle, and highest channels for each band and different test mode.

7.3 MEASUREMENT SETUP



7.4 MEASUREMENT RESULT

Please refer to the next page for test result data.

Any report having not been signed by authorized approver, or having been altered without authorization, or having not been stamped by the "Dedicated Testing/Inspection Stamp" is deemed to be invalid. Copying or excerpting portion of, or altering the content of the report is not permitted without the written authorization of AGC. The test results presented in the report apply only to the tested sample. Any objections to report issued by AGC should be submitted to AGC within 15 days after the issuance of the test report. Further enquiry of validity or verification of the test report should be addressed to AGC by agc@agc-cert.com.

Attestation of Global Compliance(Shenzhen)Co., Ltd
Attestation of Global Compliance(Shenzhen)Std & Tech Co., Ltd
Tel: +86-755 2523 4088 E-mail: agc@agc-cert.com Web: <http://cn.agc-cert.com/>



LTE Band 2

BW (MHz)	Ch	Freq. (MHz)	Mode	UL RB Allocation	UL RB Offset	MPR	Average power (dBm)
20MHz	18700	1860.0	QPSK	1	0	0	21.89
				1	49	0	21.23
				1	99	0	21.79
				50	0	1	20.55
				50	25	1	20.50
				50	49	1	20.37
				100	0	1	20.57
			16QAM	1	0	1	20.61
				1	49	1	20.09
				1	99	1	20.73
				50	0	2	19.37
				50	25	2	19.50
				50	49	2	19.48
				100	0	2	19.44
	18900	1880.0	QPSK	1	0	0	21.70
				1	49	0	21.92
				1	99	0	21.72
				50	0	1	20.96
				50	25	1	20.96
				50	49	1	20.66
				100	0	1	20.83
			16QAM	1	0	1	21.22
				1	49	1	21.16
				1	99	1	21.07
				50	0	2	19.97
				50	25	2	19.68
				50	49	2	19.97
				100	0	2	19.82
	19100	1900.0	QPSK	1	0	0	21.67
				1	49	0	21.48
				1	99	0	21.70
				50	0	1	20.52
				50	25	1	20.50
				50	49	1	20.67
				100	0	1	20.58
			16QAM	1	0	1	20.61
				1	49	1	20.57
				1	99	1	20.47
				50	0	2	19.52
				50	25	2	19.54
				50	49	2	19.71
				100	0	2	19.64

Any report having not been signed by authorized approver, or having been altered without authorization, or having not been stamped by the "Dedicated Testing/Inspection Stamp" is deemed to be invalid. Copying or excerpting portion of, or altering the content of the report is not permitted without the written authorization of AGC. The test results presented in the report apply only to the tested sample. Any objections to report issued by AGC should be submitted to AGC within 15days after the issuance of the test report. Further enquiry of validity or verification of the test report should be addressed to AGC by agc@agc-cert.com.



BW (MHz)	Ch	Freq. (MHz)	Mode	UL RB Allocation	UL RB Offset	MPR	Average power (dBm)
15MHz	18675	1857.5	QPSK	1	0	0	21.71
				1	38	0	21.89
				1	74	0	21.42
				38	0	1	20.80
				38	18	1	20.62
				38	37	1	21.09
				75	0	1	20.54
			16QAM	1	0	1	21.12
				1	38	1	20.86
				1	74	1	20.52
				38	0	2	21.09
				38	18	2	20.90
				38	37	2	20.59
				75	0	2	19.41
	18900	1880.0	QPSK	1	0	0	21.81
				1	38	0	21.67
				1	74	0	22.02
				38	0	1	21.34
				38	18	1	21.25
				38	37	1	20.92
				75	0	1	20.76
			16QAM	1	0	1	21.05
				1	38	1	21.16
				1	74	1	21.29
				38	0	2	21.01
				38	18	2	21.35
				38	37	2	21.16
				75	0	2	19.81
	19125	1902.5	QPSK	1	0	0	21.93
				1	38	0	21.60
				1	74	0	21.89
				38	0	1	20.64
				38	18	1	20.81
				38	37	1	21.02
				75	0	1	20.59
			16QAM	1	0	1	20.99
				1	38	1	20.77
				1	74	1	20.60
				38	0	2	20.69
				38	18	2	20.72
				38	37	2	20.68
				75	0	2	19.56

Any report having not been signed by authorized approver, or having been altered without authorization, or having not been stamped by the "Dedicated Testing/Inspection Stamp" is deemed to be invalid. Copying or excerpting portion of, or altering the content of the report is not permitted without the written authorization of AGC. The test results presented in the report apply only to the tested sample. Any objections to report issued by AGC should be submitted to AGC within 15days after the issuance of the test report. Further enquiry of validity or verification of the test report should be addressed to AGC by agc@agc-cert.com.



BW (MHz)	Ch	Freq. (MHz)	Mode	UL RB Allocation	UL RB Offset	MPR	Average power (dBm)
10MHz	18650	1855.0	QPSK	1	0	0	22.06
				1	24	0	21.68
				1	49	0	22.11
				25	0	1	20.75
				25	12	1	20.77
				25	25	1	20.58
				50	0	1	20.70
			16QAM	1	0	1	20.62
				1	24	1	20.83
				1	49	1	21.04
				25	0	2	19.74
				25	12	2	19.72
				25	25	2	19.65
				50	0	2	19.69
	18900	1880.0	QPSK	1	0	0	21.86
				1	24	0	22.14
				1	49	0	21.69
				25	0	1	20.99
				25	12	1	20.94
				25	25	1	20.79
				50	0	1	20.88
			16QAM	1	0	1	20.91
				1	24	1	21.12
				1	49	1	20.77
				25	0	2	19.87
				25	12	2	19.94
				25	25	2	19.95
				50	0	2	19.85
	19150	1905.0	QPSK	1	0	0	21.61
				1	24	0	21.70
				1	49	0	21.81
				25	0	1	20.66
				25	12	1	20.57
				25	25	1	20.66
				50	0	1	20.67
			16QAM	1	0	1	20.51
				1	24	1	20.53
				1	49	1	20.73
				25	0	2	19.64
				25	12	2	19.76
				25	25	2	19.78
				50	0	2	19.67

Any report having not been signed by authorized approver, or having been altered without authorization, or having not been stamped by the "Dedicated Testing/Inspection Stamp" is deemed to be invalid. Copying or excerpting portion of, or altering the content of the report is not permitted without the written authorization of AGC. The test results presented in the report apply only to the tested sample. Any objections to report issued by AGC should be submitted to AGC within 15days after the issuance of the test report. Further enquiry of validity or verification of the test report should be addressed to AGC by agc@agc-cert.com.



BW (MHz)	Ch	Freq. (MHz)	Mode	UL RB Allocation	UL RB Offset	MPR	Average power (dBm)
5MHz	18625	1852.5	QPSK	1	0	0	21.65
				1	12	0	21.78
				1	24	0	21.99
				12	0	1	20.72
				12	6	1	20.72
				12	13	1	20.56
				25	0	1	20.69
			16QAM	1	0	1	20.79
				1	12	1	20.62
				1	24	1	20.59
				12	0	2	19.58
				12	6	2	19.71
				12	13	2	19.78
				25	0	2	19.77
	18900	1880.0	QPSK	1	0	0	21.86
				1	12	0	22.13
				1	24	0	21.84
				12	0	1	20.91
				12	6	1	20.88
				12	13	1	20.75
				25	0	1	20.78
			16QAM	1	0	1	21.11
				1	12	1	20.86
				1	24	1	20.97
				12	0	2	19.91
				12	6	2	19.82
				12	13	2	19.89
				25	0	2	19.76
	19175	1907.5	QPSK	1	0	0	21.80
				1	12	0	21.41
				1	24	0	21.47
				12	0	1	20.52
				12	6	1	20.51
				12	13	1	20.46
				25	0	1	20.45
			16QAM	1	0	1	20.59
				1	12	1	20.39
				1	24	1	20.34
				12	0	2	19.58
				12	6	2	19.58
				12	13	2	19.48
				25	0	2	19.56

Any report having not been signed by authorized approver, or having been altered without authorization, or having not been stamped by the "Dedicated Testing/Inspection Stamp" is deemed to be invalid. Copying or excerpting portion of, or altering the content of the report is not permitted without the written authorization of AGC. The test results presented in the report apply only to the tested sample. Any objections to report issued by AGC should be submitted to AGC within 15days after the issuance of the test report. Further enquiry of validity or verification of the test report should be addressed to AGC by agc@agc-cert.com.



BW (MHz)	Ch	Freq. (MHz)	Mode	UL RB Allocation	UL RB Offset	MPR	Average power (dBm)
3MHz	18615	1851.5	QPSK	1	0	0	21.69
				1	8	0	21.84
				1	14	0	21.75
				8	0	1	20.66
				8	4	1	20.71
				8	8	1	20.69
				15	0	1	20.69
			16QAM	1	0	1	20.65
				1	8	1	20.46
				1	14	1	20.61
				8	0	2	19.73
				8	4	2	19.66
				8	8	2	19.72
				15	0	2	19.63
	18900	1880.0	QPSK	1	0	0	21.68
				1	8	0	21.80
				1	14	0	21.83
				8	0	1	20.78
				8	4	1	20.82
				8	7	1	20.83
				15	0	1	20.78
			16QAM	1	0	1	20.82
				1	8	1	20.45
				1	14	1	20.80
				8	0	2	19.83
				8	4	2	19.88
				8	8	2	19.82
				15	0	2	19.71
	19185	1908.5	QPSK	1	0	0	21.38
				1	8	0	21.41
				1	14	0	21.44
				8	0	1	20.97
				8	4	1	20.41
				8	8	1	20.33
				15	0	1	20.43
			16QAM	1	0	1	20.28
				1	8	1	20.61
				1	14	1	20.45
				8	0	2	19.43
				8	4	2	19.43
				8	8	2	19.44
				15	0	2	19.45

Any report having not been signed by authorized approver, or having been altered without authorization, or having not been stamped by the "Dedicated Testing/Inspection Stamp" is deemed to be invalid. Copying or excerpting portion of, or altering the content of the report is not permitted without the written authorization of AGC. The test results presented in the report apply only to the tested sample. Any objections to report issued by AGC should be submitted to AGC within 15days after the issuance of the test report. Further enquiry of validity or verification of the test report should be addressed to AGC by agc@agc-cert.com.



BW (MHz)	Ch	Freq. (MHz)	Mode	UL RB Allocation	UL RB Offset	MPR	Average power (dBm)
1.4MHz	18607	1850.7	QPSK	1	0	0	21.62
				1	2	0	21.59
				1	5	0	21.61
				3	0	0	21.60
				3	1	0	21.70
				3	2	0	21.65
				6	0	1	20.65
			16QAM	1	0	1	20.66
				1	2	1	20.46
				1	5	1	20.64
				3	0	1	20.44
				3	1	1	20.59
				3	2	1	20.50
				6	0	2	19.68
	18900	1880.0	QPSK	1	0	0	21.77
				1	2	0	21.76
				1	5	0	21.78
				3	0	0	21.67
				3	1	0	21.67
				3	2	0	21.66
				6	0	1	20.75
			16QAM	1	0	1	20.57
				1	2	1	20.62
				1	5	1	20.56
				3	0	1	20.51
				3	1	1	20.51
				3	2	1	20.55
				6	0	2	19.72
	19193	1909.3	QPSK	1	0	0	21.56
				1	2	0	21.41
				1	5	0	21.52
				3	0	0	21.37
				3	1	0	21.37
				3	2	0	21.37
				6	0	1	20.31
			16QAM	1	0	1	20.41
				1	2	1	20.18
				1	5	1	20.28
				3	0	1	20.14
				3	1	1	20.18
				3	2	1	20.17
				6	0	2	19.31

Any report having not been signed by authorized approver, or having been altered without authorization, or having not been stamped by the "Dedicated Testing/Inspection Stamp" is deemed to be invalid. Copying or excerpting portion of, or altering the content of the report is not permitted without the written authorization of AGC. The test results presented in the report apply only to the tested sample. Any objections to report issued by AGC should be submitted to AGC within 15days after the issuance of the test report. Further enquiry of validity or verification of the test report should be addressed to AGC by agc@agc-cert.com.



LTE Band 4

BW (MHz)	Ch	Freq. (MHz)	Mode	UL RB Allocation	UL RB Offset	MPR	Average power (dBm)
20MHz	20050	1720.0	QPSK	1	0	0	23.40
				1	49	0	23.02
				1	99	0	23.35
				50	0	1	22.11
				50	25	1	22.10
				50	49	1	21.96
				100	0	1	21.99
			16QAM	1	0	1	22.17
				1	49	1	21.86
				1	99	1	22.14
				50	0	2	21.13
				50	25	2	21.19
				50	49	2	21.20
				100	0	2	21.02
	20175	1732.5	QPSK	1	0	0	22.96
				1	49	0	22.50
				1	99	0	22.92
				50	0	1	21.54
				50	25	1	21.57
				50	49	1	21.75
				100	0	1	21.68
			16QAM	1	0	1	21.29
				1	49	1	21.75
				1	99	1	21.74
				50	0	2	20.62
				50	25	2	20.78
				50	49	2	20.63
				100	0	2	20.75
	20300	1745.0	QPSK	1	0	0	22.79
				1	49	0	22.48
				1	99	0	22.68
				50	0	1	21.73
				50	25	1	21.72
				50	49	1	21.51
				100	0	1	21.52
			16QAM	1	0	1	22.50
				1	49	1	22.24
				1	99	1	22.42
				50	0	2	20.79
				50	25	2	20.75
				50	49	2	20.53
				100	0	2	20.56

Any report having not been signed by authorized approver, or having been altered without authorization, or having not been stamped by the "Dedicated Testing/Inspection Stamp" is deemed to be invalid. Copying or excerpting portion of, or altering the content of the report is not permitted without the written authorization of AGC. The test results presented in the report apply only to the tested sample. Any objections to report issued by AGC should be submitted to AGC within 15days after the issuance of the test report. Further enquiry of validity or verification of the test report should be addressed to AGC by agc@agc-cert.com.



BW (MHz)	Ch	Freq. (MHz)	Mode	UL RB Allocation	UL RB Offset	MPR	Average power (dBm)
15MHz	20025	1717.5	QPSK	1	0	0	23.12
				1	37	0	23.55
				1	74	0	23.29
				36	0	1	22.27
				36	16	1	22.44
				36	35	1	22.73
				75	0	1	22.21
			16QAM	1	0	1	22.66
				1	37	1	22.28
				1	74	1	22.41
				36	0	2	22.74
				36	16	2	22.31
				36	35	2	22.44
				75	0	2	21.17
	20175	1732.5	QPSK	1	0	0	23.00
				1	37	0	22.94
				1	74	0	22.88
				36	0	1	22.00
				36	16	1	22.16
				36	35	1	22.19
				75	0	1	21.77
			16QAM	1	0	1	22.26
				1	37	1	22.17
				1	74	1	21.95
				36	0	2	22.13
				36	16	2	22.03
				36	35	2	22.07
				75	0	2	20.80
	20325	1747.5	QPSK	1	0	0	22.46
				1	37	0	22.41
				1	74	0	22.70
				36	0	1	21.71
				36	16	1	22.01
				36	35	1	21.74
				75	0	1	21.50
			16QAM	1	0	1	21.79
				1	37	1	21.98
				1	74	1	21.68
				36	0	2	22.03
				36	16	2	21.81
				36	35	2	21.77
				75	0	2	20.53

Any report having not been signed by authorized approver, or having been altered without authorization, or having not been stamped by the "Dedicated Testing/Inspection Stamp" is deemed to be invalid. Copying or excerpting portion of, or altering the content of the report is not permitted without the written authorization of AGC. The test results presented in the report apply only to the tested sample. Any objections to report issued by AGC should be submitted to AGC within 15days after the issuance of the test report. Further enquiry of validity or verification of the test report should be addressed to AGC by agc@agc-cert.com.



BW (MHz)	Ch	Freq. (MHz)	Mode	UL RB Allocation	UL RB Offset	MPR	Average power (dBm)
10MHz	20000	1715.0	QPSK	1	0	0	23.98
				1	24	0	23.43
				1	49	0	23.79
				25	0	1	22.60
				25	12	1	22.59
				25	25	1	22.48
				50	0	1	22.45
			16QAM	1	0	1	22.64
				1	24	1	22.89
				1	49	1	23.09
				25	0	2	21.56
				25	12	2	21.57
				25	25	2	21.49
				50	0	2	21.51
	20175	1732.5	QPSK	1	0	0	23.56
				1	24	0	23.13
				1	49	0	22.80
				25	0	1	21.91
				25	12	1	21.92
				25	25	1	22.10
				50	0	1	21.96
			16QAM	1	0	1	22.64
				1	24	1	22.32
				1	49	1	22.19
				25	0	2	21.13
				25	12	2	20.88
				25	25	2	20.89
				50	0	2	20.92
	20350	1750.0	QPSK	1	0	0	22.64
				1	24	0	23.21
				1	49	0	23.06
				25	0	1	21.73
				25	12	1	21.82
				25	25	1	21.75
				50	0	1	21.84
			16QAM	1	0	1	21.45
				1	24	1	22.10
				1	49	1	21.87
				25	0	2	20.90
				25	12	2	20.74
				25	25	2	20.73
				50	0	2	20.79


Any report having not been signed by authorized approver, or having been altered without authorization, or having not been stamped by the "Dedicated Testing/Inspection Stamp" is deemed to be invalid. Copying or excerpting portion of, or altering the content of the report is not permitted without the written authorization of AGC. The test results presented in the report apply only to the tested sample. Any objections to report issued by AGC should be submitted to AGC within 15days after the issuance of the test report. Further enquiry of validity or verification of the test report should be addressed to AGC by agc@agc-cert.com.

Attestation of Global Compliance(Shenzhen)Co., Ltd
Attestation of Global Compliance(Shenzhen)Std & Tech Co., Ltd
Tel: +86-755 2523 4088 E-mail: agc@agc-cert.com Web: http://cn.agc-cert.com/



BW (MHz)	Ch	Freq. (MHz)	Mode	UL RB Allocation	UL RB Offset	MPR	Average power (dBm)
5MHz	19975	1712.5	QPSK	1	0	0	23.48
				1	12	0	23.65
				1	24	0	23.80
				12	0	1	22.55
				12	6	1	22.57
				12	11	1	22.55
				25	0	1	22.57
			16QAM	1	0	1	22.63
				1	12	1	22.56
				1	24	1	22.35
				12	0	2	21.53
				12	6	2	21.63
				12	11	2	21.61
				25	0	2	21.66
	20175	1732.5	QPSK	1	0	0	23.04
				1	12	0	23.11
				1	24	0	22.95
				12	0	1	21.99
				12	6	1	21.99
				12	11	1	21.96
				25	0	1	21.88
			16QAM	1	0	1	21.93
				1	12	1	21.87
				1	24	1	22.03
				12	0	2	20.96
				12	6	2	20.89
				12	11	2	20.96
				25	0	2	20.96
	20375	1752.5	QPSK	1	0	0	22.79
				1	12	0	22.70
				1	24	0	22.73
				12	0	1	21.68
				12	6	1	21.75
				12	11	1	21.75
				25	0	1	21.77
			16QAM	1	0	1	21.95
				1	12	1	21.95
				1	24	1	21.96
				12	0	2	20.82
				12	6	2	20.83
				12	11	2	20.76
				25	0	2	20.72

Any report having not been signed by authorized approver, or having been altered without authorization, or having not been stamped by the "Dedicated Testing/Inspection Stamp" is deemed to be invalid. Copying or excerpting portion of, or altering the content of the report is not permitted without the written authorization of AGC. The test results presented in the report apply only to the tested sample. Any objections to report issued by AGC should be submitted to AGC within 15days after the issuance of the test report. Further enquiry of validity or verification of the test report should be addressed to AGC by agc@agc-cert.com.




BW (MHz)	Ch	Freq. (MHz)	Mode	UL RB Allocation	UL RB Offset	MPR	Average power (dBm)
3MHz	19965	1711.5	QPSK	1	0	0	23.72
				1	7	0	23.87
				1	14	0	23.79
				8	0	1	22.60
				8	4	1	22.58
				8	7	1	22.59
				15	0	1	22.57
			16QAM	1	0	1	22.65
				1	7	1	22.57
				1	14	1	22.74
				8	0	2	21.58
				8	4	2	21.60
				8	7	2	21.58
				15	0	2	21.63
	20175	1732.5	QPSK	1	0	0	23.01
				1	7	0	23.01
				1	14	0	23.03
				8	0	1	21.93
				8	4	1	22.01
				8	7	1	22.00
				15	0	1	21.88
			16QAM	1	0	1	22.04
				1	7	1	21.97
				1	14	1	21.95
				8	0	2	20.98
				8	4	2	21.03
				8	7	2	20.93
				15	0	2	20.96
	20385	1753.5	QPSK	1	0	0	22.75
				1	7	0	22.73
				1	14	0	22.78
				8	0	1	21.77
				8	4	1	21.84
				8	7	1	21.79
				15	0	1	21.69
			16QAM	1	0	1	21.62
				1	7	1	21.69
				1	14	1	21.56
				8	0	2	20.74
				8	4	2	20.68
				8	7	2	20.80
				15	0	2	20.53

Any report having not been signed by authorized approver, or having been altered without authorization, or having not been stamped by the "Dedicated Testing/Inspection Stamp" is deemed to be invalid. Copying or excerpting portion of, or altering the content of the report is not permitted without the written authorization of AGC. The test results presented in the report apply only to the tested sample. Any objections to report issued by AGC should be submitted to AGC within 15days after the issuance of the test report. Further enquiry of validity or verification of the test report should be addressed to AGC by agc@agc-cert.com.



BW (MHz)	Ch	Freq. (MHz)	Mode	UL RB Allocation	UL RB Offset	MPR	Average power (dBm)
1.4MHz	19957	1710.7	QPSK	1	0	0	23.32
				1	2	0	23.35
				1	5	0	23.29
				3	0	0	23.31
				3	1	0	23.33
				3	2	0	23.24
				6	0	1	22.40
			16QAM	1	0	1	22.31
				1	2	1	22.22
				1	5	1	22.32
				3	0	1	22.18
				3	1	1	22.20
				3	2	1	22.19
	20175	1732.5	QPSK	6	0	2	21.42
				1	0	0	22.64
				1	2	0	22.77
				1	5	0	22.67
				3	0	0	22.76
				3	1	0	22.75
				3	2	0	22.59
			16QAM	6	0	1	21.64
				1	0	1	21.65
				1	2	1	21.76
				1	5	1	21.59
				3	0	1	21.49
				3	1	1	21.57
	20393	1754.3	QPSK	3	2	1	21.58
				6	0	2	20.69
			16QAM	1	0	0	22.51
				1	2	0	22.51
				1	5	0	22.50
				3	0	0	22.42
				3	1	0	22.51
				3	2	0	22.42
			16QAM	6	0	1	21.47
				1	0	1	21.44
				1	2	1	21.41
				1	5	1	21.30
				3	0	1	21.37
				3	1	1	21.33
				3	2	1	21.38
				6	0	2	20.39

Any report having not been signed by authorized approver, or having been altered without authorization, or having not been stamped by the "Dedicated Testing/Inspection Stamp" is deemed to be invalid. Copying or excerpting portion of, or altering the content of the report is not permitted without the written authorization of AGC. The test results presented in the report apply only to the tested sample. Any objections to report issued by AGC should be submitted to AGC within 15days after the issuance of the test report. Further enquiry of validity or verification of the test report should be addressed to AGC by agc@agc-cert.com.



LTE Band 5

BW (MHz)	Ch	Freq. (MHz)	Mode	UL RB Allocation	UL RB Offset	MPR	Average power (dBm)
10MHz	20450	829	QPSK	1	0	0	23.71
				1	24	0	22.82
				1	49	0	22.95
				25	0	1	21.71
				25	12	1	21.71
				25	25	1	22.14
				50	0	1	22.02
			16QAM	1	0	1	22.86
				1	24	1	22.07
				1	49	1	22.03
				25	0	2	21.10
				25	12	2	20.77
				25	25	2	20.79
				50	0	2	21.04
	20525	836.5	QPSK	1	0	0	23.82
				1	24	0	24.13
				1	49	0	23.54
				25	0	1	22.73
				25	12	1	22.41
				25	25	1	22.39
				50	0	1	22.61
			16QAM	1	0	1	23.18
				1	24	1	22.15
				1	49	1	22.38
				25	0	2	21.83
				25	12	2	21.41
				25	25	2	21.40
				50	0	2	21.57
	20600	844	QPSK	1	0	0	23.91
				1	24	0	24.35
				1	49	0	24.29
				25	0	1	22.88
				25	12	1	22.81
				25	25	1	22.92
				50	0	1	22.80
			16QAM	1	0	1	22.50
				1	24	1	22.78
				1	49	1	22.94
				25	0	2	21.92
				25	12	2	21.93
				25	25	2	21.81
				50	0	2	21.83

Any report having not been signed by authorized approver, or having been altered without authorization, or having not been stamped by the "Dedicated Testing/Inspection Stamp" is deemed to be invalid. Copying or excerpting portion of, or altering the content of the report is not permitted without the written authorization of AGC. The test results presented in the report apply only to the tested sample. Any objections to report issued by AGC should be submitted to AGC within 15days after the issuance of the test report. Further enquiry of validity or verification of the test report should be addressed to AGC by agc@agc-cert.com.



BW (MHz)	Ch	Freq. (MHz)	Mode	UL RB Allocation	UL RB Offset	MPR	Average power (dBm)
5MHz	20425	826.5	QPSK	1	0	0	23.49
				1	12	0	23.41
				1	24	0	23.58
				12	0	1	22.40
				12	6	1	22.42
				12	11	1	22.48
				25	0	1	22.37
			16QAM	1	0	1	22.46
				1	12	1	22.35
				1	24	1	22.53
				12	0	2	21.39
				12	6	2	21.42
				12	11	2	21.43
				25	0	2	21.48
	20525	836.5	QPSK	1	0	0	23.47
				1	12	0	23.71
				1	24	0	23.66
				12	0	1	22.49
				12	6	1	22.48
				12	11	1	22.69
				25	0	1	22.54
			16QAM	1	0	1	22.43
				1	12	1	22.62
				1	24	1	22.72
				12	0	2	21.68
				12	6	2	21.42
				12	11	2	21.41
				25	0	2	21.63
	20625	846.5	QPSK	1	0	0	23.41
				1	12	0	23.56
				1	24	0	23.69
				12	0	1	22.71
				12	6	1	22.72
				12	11	1	22.63
				25	0	1	22.63
			16QAM	1	0	1	22.88
				1	12	1	22.79
				1	24	1	22.52
				12	0	2	21.78
				12	6	2	21.77
				12	11	2	21.74
				25	0	2	21.69

Any report having not been signed by authorized approver, or having been altered without authorization, or having not been stamped by the "Dedicated Testing/Inspection Stamp" is deemed to be invalid. Copying or excerpting portion of, or altering the content of the report is not permitted without the written authorization of AGC. The test results presented in the report apply only to the tested sample. Any objections to report issued by AGC should be submitted to AGC within 15days after the issuance of the test report. Further enquiry of validity or verification of the test report should be addressed to AGC by agc@agc-cert.com.

